



**Washington State
Treasurer's
Monthly Report**

April 2014



**JAMES L. McINTIRE
State Treasurer**

In accordance with the Americans with Disabilities Act, this publication will be made available in alternate formats upon request to the Office of the State Treasurer, Legislative Building, 2nd Floor, Olympia, Washington 98504-0200, telephone (360) 902-9000, fax (360) 902-9037 or TTY Users Call: 7-1-1.
Web Site: <http://tre.wa.gov>.

TABLE OF CONTENTS

	<i>Page</i>
State Treasurer’s Letter	1
General Fund	2
Treasury, Treasurer’s Trust and Local Government Investment Pool Flow Chart	3
Treasury & Treasurer’s Trust, Treasury and Treasurer’s Trust Charts	4
General Fund and Local Government Investment Pool Charts	5
Receipts and Disbursements for the State Treasury	6
Receipts and Disbursements for Trust Funds	16
Investment Statement & Investment Interest Income and Capital Gains	23



JAMES L. McINTIRE,
State Treasurer

State of Washington
Office of the Treasurer
Legislative Building
P.O. Box 40200
Olympia, Washington 98504-0200

(360) 902-9000 • TTY 7-1-1
FAX (360) 902-9037
Home Page <http://tre.wa.gov>

Fellow Washingtonians,

I am pleased to report on the operations of the Office of the State Treasurer for the month of April 2014. At the close of the month, the Treasury & Treasurer's Trust book balance was \$4.3 billion with investment earnings distributed for the month of \$1.9 million.

Sincerely,

A handwritten signature in black ink, appearing to read "James L. McIntire". The signature is fluid and cursive, with a large initial "J" and "M".

James L McIntire
Washington State Treasurer

GENERAL FUND

GENERAL FUND CURRENT MONTH AND FISCAL YEAR TO DATE COMPARISON (In Millions)

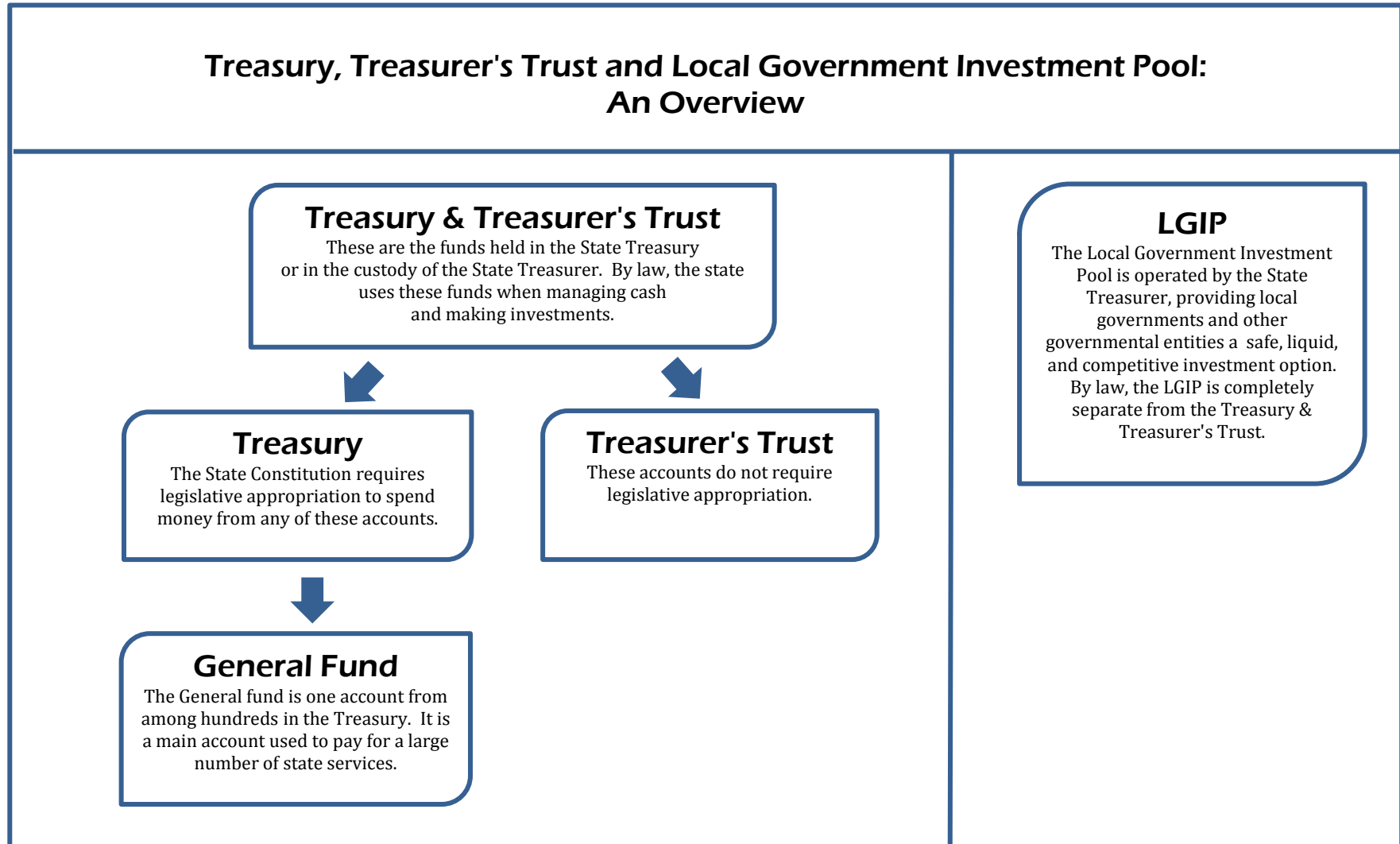
	Month of April		Fiscal Year to Date	
	2014	2013	2014	2013
Beginning Book Balance	\$ (1,252.302)	\$ (1,243.109)	\$ 178.568	\$ (519.700)
Cash Revenue	1,913.208	1,969.271	18,899.739	18,225.153
Other Cash Receipts	812.116	51.668	4,883.893	2,130.616
Total Cash Receipts	\$ 2,725.324	\$ 2,020.939	\$ 23,783.632	\$ 20,355.769
Total Cash Disbursements	\$ 2,215.263	\$ 1,989.886	\$ 24,704.441	\$ 21,048.125
Ending Book Balance	\$ (742.241)	\$ (1,212.056)	\$ (742.241)	\$ (1,212.056)
Cash Revenue				
Bond Retirement & Interest	\$ 0.000	\$ 0.000	\$ (0.309)	\$ 0.987
Secretary of State	3.817	2.372	27.250	25.952
Department of Revenue:				
Retail Sales Tax	625.659	570.920	6,242.649	5,929.555
Business & Occupation Tax	270.768	293.103	2,724.722	2,756.730
Compensating Tax	51.962	47.014	458.131	431.324
Cigarette Tax	31.677	29.156	296.735	331.487
Public Utility Tax	36.269	39.805	326.617	327.238
Various Other Revenue	53.310	43.841	519.773	530.097
Insurance Commission	2.868	1.262	292.782	285.894
Liquor Control Board	2.043	4.924	115.208	86.002
Department of Licensing:				
Excise Tax – Other	0.014	0.013	0.129	0.127
Various Other Revenue	1.063	2.372	8.186	9.700
Department of Social & Health Services	5.889	5.061	83.405	78.565
Universities & Colleges	0.000	0.000	0.093	0.119
Treasurer's Transfers	93.552	64.717	23.804	49.635
Counties:				
Property Tax	113.698	102.248	1,064.146	1,039.364
Real Estate Excise Tax	50.772	48.550	515.942	463.695
Various Other Revenue	5.371	5.788	50.173	52.333
Federal Grants-In-Aid (All Agencies)	526.551	685.081	5,901.941	5,604.036
Revenues Distributed to Local Governments	(0.255)	(1.791)	(5.530)	(5.442)
Other Agencies' Cash Revenue	38.180	24.835	253.892	227.755
Total Cash Revenue	\$ 1,913.208	\$ 1,969.271	\$ 18,899.739	\$ 18,225.153

Source: Agency Financial Reporting System (AFRS).

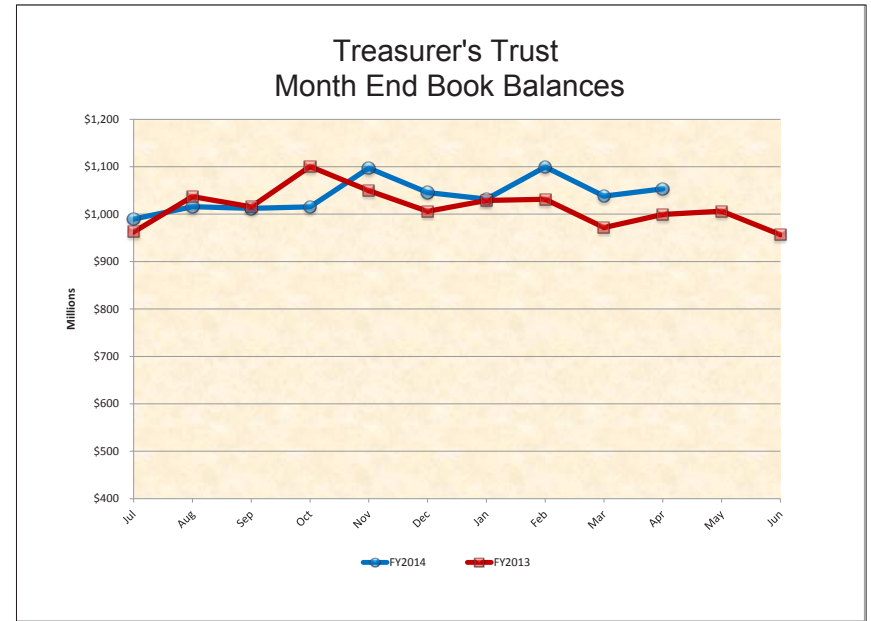
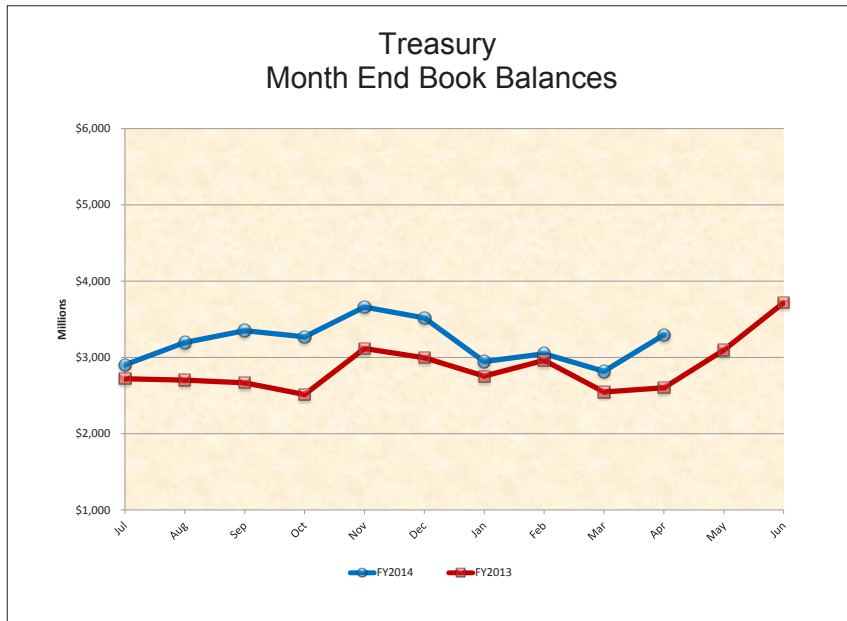
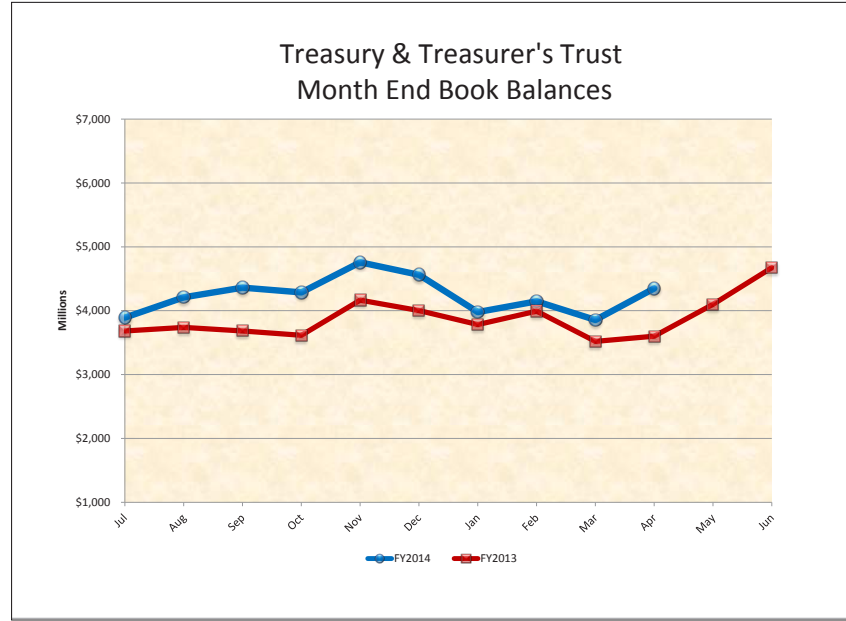
TREASURY, TREASURER'S TRUST AND LGIP FLOW CHART

The State Treasurer is charged with the cash management of public funds, which includes two categories of state funds and accounts: (1) funds and accounts located in the state treasury, which are subject to legislative appropriation; and (2) Treasurer's trust funds, which are accounts placed in the custody of the State Treasurer, and not typically subject to legislative appropriation. Funds within these accounts are comingled for investment and cash management purposes.

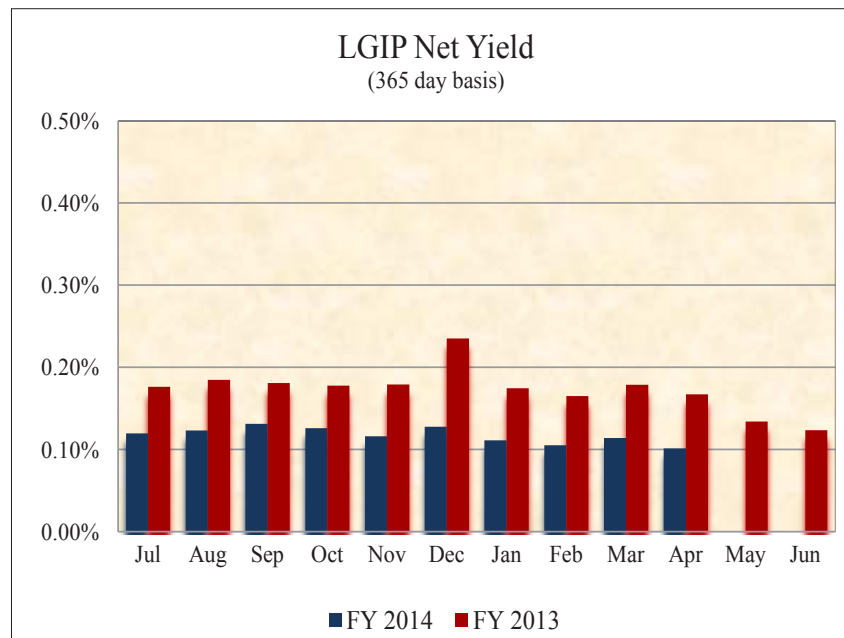
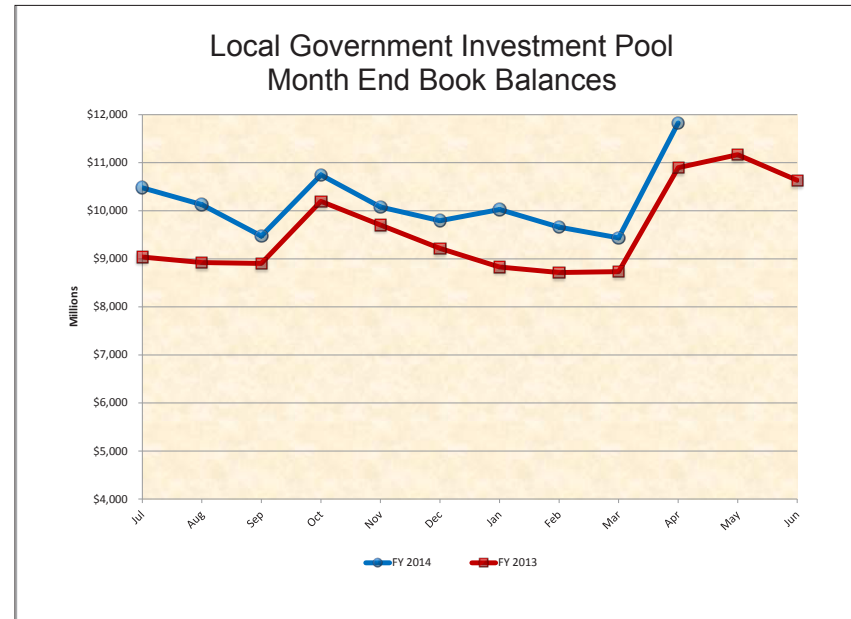
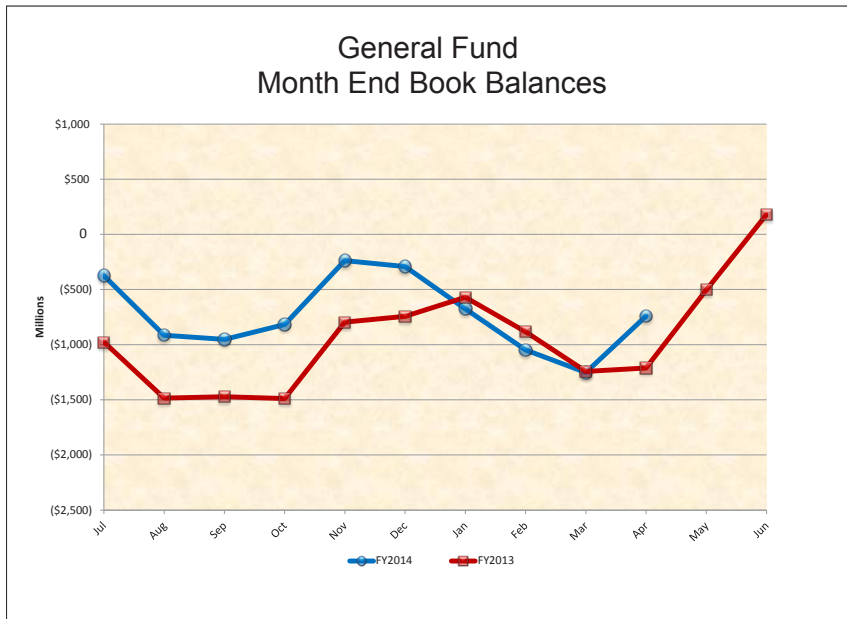
This flow chart describes the structure of the Treasury and Treasurer's Trust Accounts. Month end balances of these accounts are shown on pages 4 and 5.



TREASURY & TREASURER'S TRUST AND TREASURY AND TREASURER'S TRUST CHART



GENERAL FUND AND LOCAL GOVERNMENT INVESTMENT POOL CHARTS



RECEIPTS AND DISBURSEMENTS FOR TREASURY FUNDS

	April 1, 2014	April 2014		April 30, 2014		
	Beginning Book Balance	Plus Receipts	Less Disbursements	Ending Book Balance	Outstanding Warrants	Ending Cash Balance
GENERAL FUND						
001 General	\$ (1,252,301,942.47)	\$ 2,725,323,415.19	\$ 2,215,262,910.34	\$ (742,241,437.62)	\$ 18,949,862.65	\$ (723,291,574.97)
018 Millersylvania Park Current	5,210.50			5,210.50		5,210.50
01E Geothermal	159.89			159.89		159.89
01N Institutional Impact	19,144.72			19,144.72		19,144.72
02P Flood Control Assistance	1,808,507.29		121,455.82	1,687,051.47	14,051.70	1,701,103.17
031 State Investment Board Expense	2,411,888.38	1,420,633.64	1,271,887.05	2,560,634.97	2,041.36	2,562,676.33
032 State Emergency Water Projects Revolving	221,616.92			221,616.92		221,616.92
03A Excess Earnings						
03L County Criminal Justice Assistance	2,705,911.70	9,964,886.05	10,181,929.80	2,488,867.95	485.88	2,489,353.83
03M Municipal Criminal Justice Assistance	498,813.90	3,951,483.58	3,823,446.71	626,850.77	208.23	627,059.00
04L Public Health Services	6.11			6.11		6.11
051 State and Local Improvements Revolving	747,686.25			747,686.25		747,686.25
055 State & Local Improve Revolving (Waste Disp Facilities, 1980)	155,179.46			155,179.46		155,179.46
05C Criminal Justice Treatment	6,201,737.31	2,451,616.45	512,062.56	8,141,291.20	12,462.61	8,153,753.81
05M Tourism Development and Promotion						
070 Outdoor Recreation	4,895,131.62		142,427.48	4,752,704.14		4,752,704.14
072 State & Local Improve Revolving (Water Supply Facilities)	842,883.66	3,337.11	8,319.65	837,901.12		837,901.12
09C Farmlands Preservation	3,033,261.09			3,033,261.09		3,033,261.09
09G Riparian Protection	2,108,292.39	3,910.63	11,389.43	2,100,813.59		2,100,813.59
09R Economic Development Strategic Reserve	2,226,386.77	906,888.87	221,589.27	2,911,686.37		2,911,686.37
10K Veterans Innovation Program	103,740.40			103,740.40		103,740.40
10P Columbia River Basin Water Supply Development	13,489,971.21	2,454.15	2,226,245.95	11,266,179.41	16,682.84	11,282,862.25
10R Energy Freedom	2,151,177.52	343.55		2,151,521.07		2,151,521.07
10T Hood Canal Aquatic Rehabilitation Bond	(2,298.83)		242.98	(2,541.81)		(2,541.81)
11F Reinvesting in Youth	337,843.40			337,843.40		337,843.40
11N Heritage Barn Preservation						
11W Water Quality Capital	109,593.36			109,593.36		109,593.36
125 Site Closure	25,733,680.55	36,936.75	38,325.18	25,732,292.12	424.00	25,732,716.12
12B Green Energy Incentive						
12J Boating Activities	10,000.00			10,000.00		10,000.00
12K Puget Sound Scientific Research						
12R Independent Youth Housing						
12W Veterans Conservation Corps						
14B Budget Stabilization	269,851,008.09	44,123.90		269,895,131.99		269,895,131.99
14C Puget Sound Recovery						
14G Ballast Water Management						
14H Community Preservation & Development Auth	8,750.00			8,750.00		8,750.00
14L Streamlined Sales & Use Tax Mitigation	7,894,997.65			7,894,997.65		7,894,997.65
15C WA Community Tech Opportunity						
15F Local Public Safety Enhancement						

RECEIPTS AND DISBURSEMENTS FOR TREASURY FUNDS

	April 1, 2014	April 2014		April 30, 2014		
	Beginning Book Balance	Plus Receipts	Less Disbursements	Ending Book Balance	Outstanding Warrants	Ending Cash Balance
GENERAL FUND (Continued)						
15J Building Communities	\$	\$	\$	\$	\$	\$
15K Columbia River Water Delivery	16,173.66	16,173.66	16,173.66
15R Evergreen Job Training
16V Water Rights Processing	45,985.05	312.15	45,672.90	45,672.90
177 Judicial Retirement Administrative
17B Home Visiting Services	699,040.36	222.66	84,745.11	614,517.91	614,517.91
17C Opportunity Express Account	62,171.42	62,171.42	62,171.42
17E State Efficiency and Restructuring
17F Washington Opportunity Pathways	23,785,573.54	3,592,879.21	31,887,541.00	(4,509,088.25)	55,100.00	(4,453,988.25)
17K Basic Health Plan Stabilization
18B Columbia River Basin Tax Bond Water Supply Development	15,504,738.85	2,564.73	33,739.19	15,473,564.39	15,473,564.39
18H Opportunity Expansion	2,000,326.64	2,000,326.64	2,000,326.64
18K 24/7 Sobriety
18T Child and Family Reinvestment	(62,095.41)	29,059.32	(91,154.73)	2,818.56	(88,336.17)
19K Yakima Integrated Plan Implementation
19L Charter Schools Oversight
20C Yakima Integrated Plan Implementation Taxable Bond
244 Habitat Conservation	8,226,803.59	126,581.33	8,100,222.26	8,100,222.26
253 Education Construction	7,050,936.33	1,152.91	7,052,089.24	7,052,089.24
264 Washington State Economic Development Commission
285 Growth Management Planning and Environmental Review
291 Education Savings	(387.04)	387.04
355 State Taxable Building Construction	11,757,753.69	12,919,251.43	(1,161,497.74)	119,432.13	(1,042,065.61)
359 School Constr & Skill Ctrs Bldg	667,234.51	667,234.51	667,234.51
489 Pension Funding Stabilization	(26,123.39)	(26,123.39)
548 LEOFF System Plan 2 Expense	75,319.07	74,802.01	85,555.07	64,566.01	2,675.27	67,241.28
563 Columbia River Crossing Project
565 Yakima Integrated Plan Implementation Revenue Recovery
828 Tobacco Prevention and Control	1,797,829.85	295.05	7,052.47	1,791,072.43	1,791,072.43
830 Agricultural College Trust Management	565,491.17	58,499.35	506,991.82	0.97	506,992.79
TOTAL GENERAL FUND	\$ (832,564,889.27)	\$ 2,747,782,333.48	\$ 2,279,028,445.25	\$ (363,811,001.04)	\$ 19,176,246.20	\$ (344,634,754.84)
SPECIAL REVENUE FUNDS						
002 Hospital Data Collection	\$ 109,734.21	\$	\$ 12,088.45	\$ 97,645.76	\$	\$ 97,645.76
003 Architects' License	816,830.07	31,399.00	36,945.28	811,283.79	562.00	811,845.79
007 Winter Recreational Program	1,590,821.52	56,955.00	101,317.05	1,546,459.47	8,617.89	1,555,077.36
014 Forest Development	13,080,226.59	85.46	607,159.15	12,473,152.90	11,577.90	12,484,730.80
01B ORV & Non-Highway Vehicle Account	540,915.32	196,608.47	49,345.67	688,178.12	1,978.74	690,156.86
01M Snowmobile	2,360,022.70	23,758.06	414,537.18	1,969,243.58	50,022.34	2,019,265.92
024 Professional Engineers'	3,072,991.82	158,912.49	119,152.88	3,112,751.43	1,162.78	3,113,914.21

RECEIPTS AND DISBURSEMENTS FOR TREASURY FUNDS

	April 1, 2014		April 2014		April 30, 2014		
	Beginning Book Balance		Plus Receipts	Less Disbursements	Ending Book Balance	Outstanding Warrants	Ending Cash Balance
SPECIAL REVENUE FUNDS (Continued)							
026 Real Estate Commission	\$ 6,522,861.76	\$	359,867.39	\$ 385,173.55	\$ 6,497,555.60	\$ 5,219.31	\$ 6,502,774.91
027 Reclamation	3,132,512.93		90,326.08	320,602.34	2,902,236.67	442.96	2,902,679.63
02A Surveys and Maps	881,757.29		29,236.46	21,366.20	889,627.55	889,627.55
02G Health Professions	29,008,167.44		5,294,267.28	4,112,959.75	30,189,474.97	40,530.36	30,230,005.33
02H Business Enterprises Revolving	807,427.29		106,767.44	80,027.25	834,167.48	2,447.55	836,615.03
02J Certified Public Accountants'	3,941,639.63		209,836.70	111,074.55	4,040,401.78	621.33	4,041,023.11
02K Death Investigations	5,323,051.80		627,285.56	359,968.69	5,590,368.67	4,670.80	5,595,039.47
02M Essential Rail Assistance	299,947.49		56,697.62	356,645.11	356,645.11
02N Parkland Acquisition	226,595.60	226,595.60	226,595.60
02R Aquatic Lands Enhancement	11,437,204.61		177.84	389,382.90	11,047,999.55	30,721.33	11,078,720.88
02W Timber Tax Distribution	889,959.12		6,910,566.84	230,749.90	7,569,776.06	21,199.44	7,590,975.50
030 Landowner Contingency Forest Fire Suppression	3,342,483.11		3.45	(11,678.98)	3,354,165.54	3,354,165.54
039 Aeronautics	3,592,035.87		206,189.86	179,723.42	3,618,502.31	10,993.88	3,629,496.19
03B Asbestos	788,533.70		35,952.50	13,042.36	811,443.84	811,443.84
03C Emergency Medical Services and Trauma Care System Trust	8,276,921.21		1,104,848.17	561,576.42	8,820,192.96	227,141.00	9,047,333.96
03F Enhanced 911	16,246,865.73		2,114,688.22	1,928,335.23	16,433,218.72	154,166.25	16,587,384.97
03N Business License	6,306,674.18		3,016,240.67	1,147,247.44	8,175,667.41	75,314.00	8,250,981.41
03P Fire Service Trust	412,260.55		6,695.00	5,893.35	413,062.20	930.00	413,992.20
03R Safe Drinking Water	2,893,066.22		252,308.72	140,327.01	3,005,047.93	134.78	3,005,182.71
041 Resource Management Cost	52,180,906.90		9,023.17	1,335,495.85	50,854,434.22	55,955.27	50,910,389.49
042 Charitable, Educational, Penal, and Reformatory Institutions	4,562,348.16		9,286.73	(236,482.70)	4,808,117.59	4,808,117.59
044 Waste Reduction, Recycling, and Litter Control	1,838,399.22		379,270.83	711,047.49	1,506,622.56	1,324.12	1,507,946.68
045 State Vehicle Parking	1,279,175.06		405,556.93	149,813.15	1,534,918.84	1,534,918.84
048 Marine Fuel Tax Refund	333,828.91		9,518.28	7,147.55	336,199.64	4,041.38	340,241.02
04E Uniform Commercial Code	2,298,368.69		78,746.00	97,621.77	2,279,492.92	91.00	2,279,583.92
04H Surface Mining Reclamation	1,108,296.22		6.65	23,536.62	1,084,766.25	591.68	1,085,357.93
04M Recreational Fisheries Enhancement	700,547.51		339,808.34	117,886.42	922,469.43	241.31	922,710.74
04R Drinking Water Assistance	15,326,825.15		958,493.92	11,790,344.61	4,494,974.46	17,916.82	4,512,891.28
04V Vehicle License Fraud	72,966.46		11,252.76	16,026.67	68,192.55	68,192.55
04W Waterworks Operator Certification	1,245,275.23		15,371.50	26,231.14	1,234,415.59	80.50	1,234,496.09
058 Public Works Assistance	38,929,359.14		957,088.52	250,849.11	39,635,598.55	1,046.92	39,636,645.47
05H Disaster Response	16,433,144.73		14,834,958.68	10,411,695.65	20,856,407.76	37,627.01	20,894,034.77
05R Drinking Water Assistance Administrative	4,155,482.96		70,694.51	27,205.53	4,198,971.94	328.08	4,199,300.02
05W State Drought Preparedness	600,979.49		55.44	601.64	600,433.29	600,433.29
06A Salmon Recovery	9,400.65	9,400.65	9,400.65
06G Real Estate Appraiser Commission	623,409.27		62,670.85	72,715.80	613,364.32	38.00	613,402.32
06K Lead Paint	33,464.88		3,805.00	229.67	37,040.21	37,040.21
06L Business and Professions	7,085,164.93		707,365.71	629,061.09	7,163,469.55	5,611.22	7,169,080.77
06R Real Estate Research	1,062,811.59		16,690.00	51,776.05	1,027,725.54	10.00	1,027,735.54
06T License Plate Technology	1,232,995.02		160,918.17	23.38	1,393,889.81	11.38	1,393,901.19

RECEIPTS AND DISBURSEMENTS FOR TREASURY FUNDS

	April 1, 2014	April 2014		April 30, 2014		
	Beginning Book Balance	Plus Receipts	Less Disbursements	Ending Book Balance	Outstanding Warrants	Ending Cash Balance
SPECIAL REVENUE FUNDS (Continued)						
071 Warm Water Game Fish	\$ 74,598.81	\$ 324,816.60	\$ 76,203.83	\$ 323,211.58	\$ 298.31	\$ 323,509.89
07C Vessel Response	192,702.78	4,100.00	196,802.78	196,802.78
07R Drinking Water Assistance Repayment	89,727,289.95	17,440,565.53	107,167,855.48	107,167,855.48
07W Domestic Violence Prevention	1,024,330.63	57,979.83	61,340.04	1,020,970.42	1,020,970.42
080 Grade Crossing Protective	594,449.86	97.20	250.00	594,297.06	594,297.06
081 State Patrol Highway	25,870,597.91	21,474,127.64	15,609,958.86	31,734,766.69	103,270.92	31,838,037.61
082 Motorcycle Safety Education	1,515,120.65	192,024.44	190,580.03	1,516,565.06	13,600.00	1,530,165.06
084 Building Code Council	281,583.34	42,046.18	43,735.46	279,894.06	223.00	280,117.06
086 Fire Service Training	5,510,379.29	75,833.79	597,417.20	4,988,795.88	3,670.00	4,992,465.88
087 Park Land Trust Revolving	634,933.40	89,128.34	78,220.01	645,841.73	170.00	646,011.73
08A Education Legacy Trust	77,398,329.55	8,880,471.02	14,420,723.80	71,858,076.77	76,716.73	71,934,793.50
08G Flexible Spending Administrative	2,174,524.70	50,101.25	52,549.08	2,172,076.87	2,172,076.87
08H Military Department Rental and Lease	939,955.02	18,245.25	18,005.31	940,194.96	1,425.40	941,620.36
08K Problem Gambling	189,963.68	120,736.01	60,592.11	250,107.58	15,440.00	265,547.58
08M Small City Pavement and Sidewalk	1,239,092.86	65,655.89	26,756.24	1,277,992.51	1,277,992.51
08R Waste Tire Removal	3,086,142.33	322,731.50	32,214.59	3,376,659.24	3,376,659.24
094 Transportation Infrastructure	7,838,515.96	1,281.84	160,399.77	7,679,398.03	7,679,398.03
095 Electrical License	9,477,404.94	1,916,473.87	1,503,169.16	9,890,709.65	9,276.03	9,899,985.68
096 Highway Infrastructure	2,382,113.57	389.50	2,382,503.07	2,382,503.07
097 Recreational Vehicle	1,721,813.68	85,702.34	6.00	1,807,510.02	6.00	1,807,516.02
099 Puget Sound Capital Construction	14,588,958.53	8,063,862.16	6,111,678.46	16,541,142.23	48,356.66	16,589,498.89
09E Freight Mobility Investment	8,846,335.31	1,446.48	8,847,781.79	8,847,781.79
09F High-Occupancy Toll Lanes Operations	1,888,494.28	305.37	(77,487.49)	1,966,287.14	7,057.56	1,973,344.70
09H Transportation Partnership	467,434,405.44	42,955.53	22,771,632.32	444,705,728.65	829,680.31	445,535,408.96
09M Aquatic Invasive Species Enforcement	358,119.61	6,960.50	979.60	364,100.51	364,100.51
09N Aquatic Invasive Species Prevention	161,329.79	23,923.65	15,926.36	169,327.08	179.62	169,506.70
09P City-County Assistance	526.58	715,623.23	3,684.62	712,465.19	139.09	712,604.28
09T Washington Main Street Trust Fund	64,396.71	64,396.71	64,396.71
102 Rural Arterial Trust	15,719,342.92	1,292,100.97	155,374.74	16,856,069.15	16.80	16,856,085.95
104 State Wildlife	13,571,014.12	9,479,770.29	4,491,370.85	18,559,413.56	146,028.47	18,705,442.03
106 Highway Safety	16,078,892.06	10,601,845.03	8,624,937.25	18,055,799.84	131,027.96	18,186,827.80
107 Liquor Excise Tax	193,740.88	2,401,679.10	1,559,857.39	1,035,562.59	1,035,562.59
108 Motor Vehicle	129,144,909.86	152,144,564.83	155,330,355.64	125,959,119.05	2,920,236.21	128,879,355.26
109 Puget Sound Ferry Operations	29,888,858.26	25,460,817.50	19,028,694.92	36,320,980.84	215,399.27	36,536,380.11
10A Aquatic Algae Control	237,347.04	14,404.00	14,685.92	237,065.12	237,065.12
10B Home Security Fund	1,842,399.10	1,122,451.41	1,162,846.11	1,802,004.40	4,377.28	1,806,381.68
10G Water Rights Tracking System	267,737.72	267,737.72	267,737.72
10H Job Development
110 Special Wildlife	4,525,555.96	19,213.53	70,984.92	4,473,784.57	122.99	4,473,907.56
111 Public Service Revolving	7,755,650.77	6,626,365.48	1,354,748.85	13,027,267.40	12,879.98	13,040,147.38

RECEIPTS AND DISBURSEMENTS FOR TREASURY FUNDS

	April 1, 2014	April 2014		April 30, 2014		
	Beginning Book Balance	Plus Receipts	Less Disbursements	Ending Book Balance	Outstanding Warrants	Ending Cash Balance
SPECIAL REVENUE FUNDS (Continued)						
113 Common School Construction	\$ 83,036,180.75	\$ 859,222.31	\$ 10,539,648.71	\$ 73,355,754.35	\$ 1,624.19	\$ 73,357,378.54
116 Basic Data
119 Unemployment Compensation Administration	219,103.08	12,518,667.89	12,507,806.86	229,964.11	469,127.08	699,091.19
11B Regional Mobility Grant Program	25,378,805.93	3,489.27	128,847.10	25,253,448.10	103,817.50	25,357,265.60
11E Freight Mobility Multimodal	6,024,506.23	256.34	897,164.54	5,127,598.03	5,127,598.03
11H Forest and Fish Support	4,953,773.38	442,923.48	164,931.24	5,231,765.62	5,231,765.62
11K Washington Auto Theft Prevention Authority	3,370,747.00	628,790.94	283,155.79	3,716,382.15	3,716,382.15
120 Administrative Contingency	7,858,656.44	745,425.10	455,609.74	8,148,471.80	3,240.00	8,151,711.80
12C Affordable Housing For All	6,461,526.14	294,477.64	324,150.88	6,431,852.90	15,006.00	6,446,858.90
12M Charitable Organization Education	863,693.77	13,840.00	10,992.24	866,541.53	741.80	867,283.33
12T Traumatic Brain Injury	2,120,552.95	126,575.34	106,310.10	2,140,818.19	3,000.00	2,143,818.19
134 Employment Services Administrative	13,465,442.08	52,790.83	321,768.52	13,196,464.39	537.00	13,197,001.39
138 Insurance Commissioner's Regulatory	11,686,626.52	27,175.27	1,910,726.89	9,803,074.90	3,850.11	9,806,925.01
144 Transportation Improvement	41,546,082.00	5,236,979.12	4,833,300.54	41,949,760.58	14,039.21	41,963,799.79
146 Firearms Range	1,184,522.88	34,867.44	263,367.52	956,022.80	15.00	956,037.80
14A Wildlife Rehabilitation	416,211.26	20,328.55	12,769.75	423,770.06	423,770.06
14M Financial Fraud & ID Theft	604,590.91	28,252.00	50,479.48	582,363.43	582,363.43
14R Military Active State Service
14V Ignition Interlock Device	1,603,511.27	194,746.60	91,045.05	1,707,212.82	309.44	1,707,522.26
150 Low-Income Weatherization/ Structural Rehabilitation Assistance	2,889,393.99	447.74	1,558.41	2,888,283.32	2,888,283.32
153 Rural Mobility Grant Program	2,723,911.93	78.76	382,524.07	2,341,466.62	48,442.73	2,389,909.35
154 New Motor Vehicle Arbitration	1,495,796.84	59,139.00	41,837.12	1,513,098.72	1,513,098.72
158 Aquatic Land Dredged Material Disposal Site	344,741.31	(9,803.75)	354,545.06	354,545.06
159 Parks Improvement	691,846.41	7,851.19	20,701.00	678,996.60	6,753.50	685,750.10
15H Cleanup Settlement	91,250,464.39	14,948.45	5,827,241.34	85,438,171.50	7,080.78	85,445,252.28
15M Biotoxin	369,485.32	183,219.00	90,253.13	462,451.19	462,451.19
15P Energy Recovery Act	1,403,200.19	12,103.42	1,415,303.61	1,415,303.61
160 Wood Stove Education and Enforcement	363,729.87	11,790.00	65,720.02	309,799.85	309,799.85
162 Farm Labor Contractor	47,293.86	340.00	47,633.86	47,633.86
167 Natural Resources Conservation Areas Stewardship	227,635.24	(14,586.31)	242,221.55	242,221.55
16A Judicial Stabilization Trust	1,503,726.39	514,574.86	858,655.23	1,159,646.02	4,582.10	1,164,228.12
16J SR 520 Corridor	323,243,958.16	(2,115,003.08)	21,561,438.30	299,567,516.78	299,582.09	299,867,098.87
16M Appraisal Management Company	333,619.24	8,438.00	4,437.66	337,619.58	35.25	337,654.83
16P Marine Resources Stewardship Trust	551,159.76	104.43	81,509.76	469,754.43	469,754.43
16W Hospital Safety Net Assessment	30,362,179.20	19,181.32	7,865,154.19	22,516,206.33	22,516,206.33
172 Basic Health Plan Trust	20,809.66	4,633.78	2,691.64	22,751.80	13,056.44	35,808.24
173 State Toxics Control	64,469,291.25	3,749,661.26	10,091,880.38	58,127,072.13	90,184.97	58,217,257.10
174 Local Toxics Control	115,567,701.66	1,133,333.33	4,320,710.86	112,380,324.13	346,094.95	112,726,419.08
176 Water Quality Permit	13,715,679.42	1,451,351.55	4,086,561.85	11,080,469.12	9,872.56	11,090,341.68
17N Complete Streets Grant Program

RECEIPTS AND DISBURSEMENTS FOR TREASURY FUNDS

	April 1, 2014		April 2014		April 30, 2014		
	Beginning Book Balance		Plus Receipts	Less Disbursements	Ending Book Balance	Outstanding Warrants	Ending Cash Balance
SPECIAL REVENUE FUNDS (Continued)							
17P SR520 Civil Penalties	\$ 8,328,273.63		\$ 1,336.56	\$ (449,211.61)	\$ 8,778,821.80	\$ 75,150.44	\$ 8,853,972.24
17T Health Benefit Exchange	589,457.57			53,752.76	535,704.81		535,704.81
17W Limousine Carriers	7,046.43		600.00		7,646.43		7,646.43
182 Underground Storage Tank	1,130,529.36		101,843.97	396,104.95	836,268.38	73,026.00	909,294.38
186 County Arterial Preservation	1,835,430.26		995,650.60	1,060,239.42	1,770,841.44	225.60	1,771,067.04
18J Capital Vessel Replacement	2,383,688.73		279,589.63		2,663,278.36		2,663,278.36
18L Hydraulic Project Approval	162,026.84		29,102.00	90,939.24	100,189.60	1,050.00	101,239.60
18W Public Transportation Grant Program							
199 Biosolids Permit	1,114,013.22		44,031.44	167,463.57	990,581.09		990,581.09
19A Medicaid Fraud Penalty	19,369,923.34		87,318.87	1,813,767.49	17,643,474.72	244.00	17,643,718.72
19C Forest Practice Application	1,246,190.03		3.20	(79,074.55)	1,325,267.78		1,325,267.78
19G Environmental Legacy Stewardship	71,235,596.65		12,858,574.76	4,297,710.93	79,796,460.48	39,973.38	79,836,433.86
200 Regional Fisheries Enhancement Salmonid Recovery	1,596,561.15			97,164.11	1,499,397.04		1,499,397.04
201 Department of Licensing Services	778,898.80		330,703.02	252,444.65	857,157.17	22.76	857,179.93
202 Medical Test Site Licensure	1,218,116.49		3,519.60	164,979.22	1,056,656.87	2,050.00	1,058,706.87
203 Passenger Ferry	27.39				27.39		27.39
204 Volunteer Fire Fighters' and Reserve Officers' Administrative	571,128.30		95.61	10,536.69	560,687.22	1,183.94	561,871.16
207 Hazardous Waste Assistance	1,700,811.50		949.30	604,248.37	1,097,512.43	80.00	1,097,592.43
20B Brownfield Redevelopment Trust Fund							
20R Radioactive Mixed Waste	2,576,019.42		4,006.04	823,582.75	1,756,442.71	3,341.59	1,759,784.30
215 Special Category C	1,876,645.10		(175,584.22)		1,701,060.88		1,701,060.88
216 Air Pollution Control	1,617,887.80		68,080.12	270,760.65	1,415,207.27	1,022.00	1,416,229.27
217 Oil Spill Prevention	4,629,900.74		275,380.60	638,521.10	4,266,760.24	50,939.45	4,317,699.69
218 Multimodal Transportation	44,058,165.18		25,934,367.15	(721,316.40)	70,713,848.73	55,576.19	70,769,424.92
222 Freshwater Aquatic Weeds	492,469.29		81,339.00	49,427.89	524,380.40	6.64	524,387.04
223 State Oil Spill Response	9,667,675.18			17,034.42	9,650,640.76		9,650,640.76
234 Public Works Administration	9,335,997.20		330,287.61	202,743.45	9,463,541.36	14,362.29	9,477,903.65
235 Youth Tobacco Prevention	646,959.93		47,825.77	41,630.92	653,154.78		653,154.78
237 Recreation Access Pass	1,016,572.00		1,017,615.96	330.00	2,033,857.96	185.00	2,034,042.96
260 University of Washington Operating Fees							
262 Manufactured Home Installation Training	278,813.39		18,762.00	17,840.76	279,734.63		279,734.63
263 Community and Economic Development Fee	2,446,022.42		78,525.00	132,038.34	2,392,509.08	225.73	2,392,734.81
267 Recreation Resources	4,528,764.21		444,435.51	1,647,040.98	3,326,158.74	383.56	3,326,542.30
268 Nonhighway and Off-Road Vehicle Activities (NOVA) Program	5,407,024.37		443,809.77	607,702.34	5,243,131.80	600.00	5,243,731.80
269 Parks Renewal and Stewardship	23,291,639.47		4,397,654.57	4,819,309.67	22,869,984.37	458,913.79	23,328,898.16
271 Washington State University Operating Fees							
275 Central Washington University Operating Fees							
277 State Agency Parking	182,628.52		9,418.75	3,392.92	188,654.35	315.00	188,969.35
296 Columbia River Basin Water Supply Rev Recovery	512,597.89		83.81		512,681.70		512,681.70
315 Dedicated Marijuana Fund	1,721,505.06		21,500.05	17,833.34	1,725,171.77	16,583.34	1,741,755.11

RECEIPTS AND DISBURSEMENTS FOR TREASURY FUNDS

	April 1, 2014	April 2014		April 30, 2014		
	Beginning Book Balance	Plus Receipts	Less Disbursements	Ending Book Balance	Outstanding Warrants	Ending Cash Balance
SPECIAL REVENUE FUNDS (Continued)						
319 Public Health Supplemental	\$ 1,063,380.10	\$ 271,181.35	\$ 142,704.27	\$ 1,191,857.18	\$	\$ 1,191,857.18
404 State Treasurer's Service	10,239,443.12	1,706,034.63	746,560.43	11,198,917.32	20,108.70	11,219,026.02
408 Coastal Protection	1,030,392.30	28,449.78	176.66	1,058,665.42	1,058,665.42
441 Local Government Archives	1,878,518.43	242,347.86	289,548.02	1,831,318.27	1,831,318.27
500 Perpetual Surveillance and Maintenance	44,991,711.93	7,356.55	44,999,068.48	44,999,068.48
507 Oyster Reserve Land	726,656.17	120.30	5,831.15	720,945.32	87.58	721,032.90
511 Tacoma Narrows Toll Bridge	6,581,850.10	(4,563,227.42)	(3,390,976.48)	5,409,599.16	66,894.29	5,476,493.45
513 Derelict Vessel Removal	537,165.72	41,818.00	65,240.44	513,743.28	1,675.35	515,418.63
532 Washington Housing Trust	8,202,020.03	289,433.91	199,558.52	8,291,895.42	223.55	8,292,118.97
535 Alaskan Way Viaduct Replacement Project
549 Election	6,460,719.57	2,210.38	112,938.84	6,349,991.11	6,349,991.11
550 Transportation 2003	205,475,978.05	708,246.01	11,096,066.36	195,088,157.70	132,300.24	195,220,457.94
562 Skilled Nursing Facility Safety Net Trust	3,477,115.53	419.40	(797,057.47)	4,274,592.40	4,274,592.40
564 Water Pollution Control Revolving Administration	2,086.07	393.12	2,479.19	2,479.19
571 Multiuse Roadway Safety	2,352.44	540.38	2,892.82	2,892.82
595 I-405 Express Toll Lanes Operations
600 Department of Retirement Systems Expense	6,809,092.32	2,597,325.87	2,418,978.26	6,987,439.93	2,749.54	6,990,189.47
689 Rural Washington Loan	10,382,903.75	1,711.41	10,384,615.16	10,384,615.16
727 Water Pollution Control Revolving	130,334,266.97	4,612,298.06	557,413.78	134,389,151.25	1,319.91	134,390,471.16
733 Capitol Campus Reserve	(3,083,842.64)	18,051.67	(2,138.00)	(3,063,652.97)	(3,063,652.97)
777 Prostitution Prevention and Intervention	134,970.98	1,252.30	136,223.28	136,223.28
785 State Educational Trust Fund	4,940,057.90	28,107.81	20,585.28	4,947,580.43	892.01	4,948,472.44
818 Youth Athletic Facility	184,585.27	30.19	184,615.46	184,615.46
825 Tobacco Settlement
874 OASI Revolving	157,187.77	91,791.76	10,719.61	238,259.92	238,259.92
887 Public Facilities Construction Loan Revolving	26,231,430.69	10,684.87	482,579.77	25,759,535.79	104.83	25,759,640.62
888 Deferred Compensation Administrative	2,095,338.73	(46,546.15)	686,991.87	1,361,800.71	8.04	1,361,808.75
893 Radiation Perpetual Maintenance	334,395.60	54.68	334,450.28	334,450.28
TOTAL SPECIAL REVENUE FUNDS	\$ 2,780,571,456.22	\$ 389,166,967.25	\$ 408,226,755.01	\$ 2,761,511,668.46	\$ 7,775,785.36	\$ 2,769,287,453.82
DEBT SERVICE FUNDS						
303 Highway Bond Retirement	\$ 109,494,894.32	\$ 51,636,646.22	\$	\$ 161,131,540.54	\$	\$ 161,131,540.54
304 Ferry Bond Retirement	4,540,514.74	1,300,536.73	5,841,051.47	5,841,051.47
305 Transportation Improvement Board Bond Retirement	735,279.61	1,500,048.65	2,235,328.26	2,235,328.26
347 Washington State University Bond Retirement	19,796,574.15	(1,133,434.26)	2,589,142.01	16,073,997.88	16,073,997.88
348 University of Washington Bond Retirement	12,320,891.77	175,252.31	659,918.90	11,836,225.18	11,836,225.18
380 Debt-Limit General Fund Bond Retirement
381 Debt-Limit Reimbursable Bond Retirement	32,205.00	32,205.00
382 Nondebt-Limit General Fund Bond Retirement
383 Nondebt-Limit Reimbursable Bond Retirement	172,995.00	172,995.00

RECEIPTS AND DISBURSEMENTS FOR TREASURY FUNDS

		April 1, 2014	April 2014			April 30, 2014	
		Beginning Book Balance	Plus Receipts	Less Disbursements	Ending Book Balance	Outstanding Warrants	Ending Cash Balance
DEBT SERVICE FUNDS (Continued)							
384	Nondebt-Limit Proprietary Appropriated Bond Retirement	\$	\$	\$	\$	\$	\$
385	Nondebt-Limit Proprietary Nonappropriated Bond Retirement
386	Nondebt-Limit Revenue Bond Retirement
389	Toll Facility Bond Retirement	8,697,965.17	2,170,055.33	10,868,020.50	10,868,020.50
TOTAL DEBT SERVICE FUNDS		\$ 155,586,119.76	\$ 55,854,304.98	\$ 3,454,260.91	\$ 207,986,163.83	\$	\$ 207,986,163.83
CAPITAL PROJECTS FUNDS							
01L	Higher Education Construction	\$	\$	\$	\$	\$	\$
036	Capitol Building Construction	2,418,130.11	12,835.97	(171,557.18)	2,602,523.26	2,602,523.26
056	State Higher Education Construction	230,619.77	38.41	230,658.18	230,658.18
057	State Building Construction	384,075,741.34	(505,927.55)	39,604,464.06	343,965,349.73	944,241.33	344,909,591.06
060	Community and Technical College Capital Projects	34,418,762.04	3,381,428.23	2,140,841.92	35,659,348.35	35,659,348.35
061	Eastern Washington University Capital Projects	7,562,222.57	939,354.43	293,002.09	8,208,574.91	8,208,574.91
062	Washington State University Building	2,173,359.33	3,009,986.73	880,538.41	4,302,807.65	4,302,807.65
063	Central Washington University Capital Projects	3,317,104.23	269,073.45	918,582.49	2,667,595.19	2,667,595.19
064	University of Washington Building	9,529,920.62	33,024.79	2,970,748.31	6,592,197.10	6,592,197.10
065	Western Washington University Capital Projects	4,043,623.35	269,309.12	200,701.86	4,112,230.61	4,112,230.61
066	The Evergreen State College Capital Projects	2,886,436.32	269,100.09	211,561.14	2,943,975.27	2,943,975.27
075	State Social and Health Services Construction	5,371.39	5,371.39	5,371.39
245	Public Safety Reimbursable Bond	4.12	4.12	4.12
246	Community and Technical College Forest Reserve	2,484,986.18	0.74	(102,646.66)	2,587,633.58	2,587,633.58
289	Thurston County Capital Facilities	1,843,204.92	326,657.84	47,163.73	2,122,699.03	2,122,699.03
357	Gardner-Evans Higher Education Construction	2,654,247.88	60,264.60	2,593,983.28	2,593,983.28
364	Military Department Capital	3,731,246.46	291,725.60	468.51	4,022,503.55	4,022,503.55
TOTAL CAPITAL PROJECTS FUNDS		\$ 461,374,980.63	\$ 8,296,607.85	\$ 47,054,133.28	\$ 422,617,455.20	\$ 944,241.33	\$ 423,561,696.53
PERMANENT FUNDS							
04B	Natural Resources Real Property Replacement	\$ 13,540,129.41	\$ 2,283.51	\$	\$ 13,542,412.92	\$	\$ 13,542,412.92
601	Agricultural Permanent	123,673.04	69,887.35	53,785.69	53,785.69
603	Millersylvania Park Trust	5,364.53	0.88	5,365.41	5,365.41
604	Normal School Permanent	221,590.23	160,919.39	60,670.84	60,670.84
605	Permanent Common School	122,385.86	4,891.19	46,284.35	80,992.70	80,992.70
606	Scientific Permanent	243,812.10	5.00	(144,079.32)	387,896.42	387,896.42
607	State University Permanent	110,620.37	(103,989.74)	214,610.11	214,610.11
851	Developmental Disabilities Community Trust	325,149.21	53.17	325,202.38	325,202.38
TOTAL PERMANENT FUNDS		\$ 14,692,724.75	\$ 7,233.75	\$ 29,022.03	\$ 14,670,936.47	\$	\$ 14,670,936.47
ENTERPRISE FUNDS							
401	Correctional Industries	\$ 7,920,021.29	\$ 6,519,950.40	\$ 6,087,349.20	\$ 8,352,622.49	\$ 131,917.16	\$ 8,484,539.65
407	Secretary of State's Revolving	6,560,077.82	598,489.41	521,594.75	6,636,972.48	287.50	6,637,259.98
578	Lottery Administrative	208,574.53	1,003,449.24	1,060,026.73	151,997.04	18,149.94	170,146.98

RECEIPTS AND DISBURSEMENTS FOR TREASURY FUNDS

		April 1, 2014	April 2014		April 30, 2014		
		Beginning Book Balance	Plus Receipts	Less Disbursements	Ending Book Balance	Outstanding Warrants	Ending Cash Balance
ENTERPRISE FUNDS (Continued)							
608	Accident	\$ 2,762,762.39	\$ 124,114,913.03	\$ 116,370,582.27	\$ 10,507,093.15	\$ 12,530,145.50	\$ 23,037,238.65
609	Medical Aid	1,914,806.76	141,808,174.87	134,600,830.28	9,122,151.35	17,661,138.84	26,783,290.19
610	Accident Reserve	1,527,940.69	62,210,263.48	62,580,189.44	1,158,014.73	573,578.29	1,731,593.02
881	Supplemental Pension	1,102,533.80	66,432,598.80	64,571,708.49	2,963,424.11	1,433,622.74	4,397,046.85
883	Second Injury	66,187,354.78	503,832.78	151,279.51	66,539,908.05	15,137.44	66,555,045.49
TOTAL ENTERPRISE FUNDS		\$ 88,184,072.06	\$ 403,191,672.01	\$ 385,943,560.67	\$ 105,432,183.40	\$ 32,363,977.41	\$ 137,796,160.81
INTERNAL SERVICE FUNDS							
006	Public Records Efficiency, Preservation & Access	\$ 1,892,442.06	\$ 630,385.87	\$ 471,886.75	\$ 2,050,941.18	\$ 550.62	\$ 2,051,491.80
405	Legal Services Revolving	17,644,252.14	11,915,296.44	9,435,753.43	20,123,795.15	59,059.90	20,182,855.05
410	Transportation Equipment	15,689,520.65	2,301,967.86	(248,280.82)	18,239,769.33	808,920.04	19,048,689.37
415	Personnel Service	4,489,100.91	35,625.36	1,171,798.53	3,352,927.74	353,934.20	3,706,861.94
418	State Health Care Authority Administrative	463,709.13	896,166.51	1,038,794.63	321,081.01	2,292.08	323,373.09
455	Higher Education Personnel Service	377,895.37	59,423.91	83,777.09	353,542.19	353,542.19
483	Auditing Services Revolving	395,380.35	280,658.26	511,134.01	164,904.60	15.22	164,919.82
484	Administrative Hearings Revolving	(107,031.06)	1,665,402.00	1,533,700.97	24,669.97	5,430.98	30,100.95
TOTAL INTERNAL SERVICE FUNDS		\$ 40,845,269.55	\$ 17,784,926.21	\$ 13,998,564.59	\$ 44,631,631.17	\$ 1,230,203.04	\$ 45,861,834.21
PENSION TRUST FUNDS							
614	Volunteer Firefighters' Relief and Pension Principal	\$ 757,092.52	\$ 579,219.80	\$ 1,118,723.59	\$ 217,588.73	\$ 161,596.29	\$ 379,185.02
615	State Patrol - Plan 1	792,429.82	4,570,626.38	4,565,884.24	797,171.96	57,081.43	854,253.39
616	Judges' Retirement	1,071,806.76	180.39	37,023.52	1,034,963.63	1,034,963.63
630	State Patrol - Plan 2	322,075.59	377,948.46	404,401.44	295,622.61	295,622.61
631	Public Employees' Retirement System Plan 1	10,206,272.65	138,510,629.93	138,267,389.73	10,449,512.85	2,293,712.01	12,743,224.86
632	Teachers' Retirement System Plan 1	7,775,142.01	94,375,628.20	94,334,504.96	7,816,265.25	1,893,626.60	9,709,891.85
633	School Employees' Retirement System Combined Plan 2 & 3	7,883,799.05	33,207,900.09	34,050,265.99	7,041,433.15	345,774.85	7,387,208.00
635	Public Safety Employees Retirement System Plan 2	241,551.91	2,970,194.51	2,840,434.25	371,312.17	40,755.05	412,067.22
641	Public Employees' Retirement System Combined Plan 2 & 3	10,396,240.98	141,424,998.97	140,639,726.77	11,181,513.18	1,438,241.33	12,619,754.51
642	Teachers' Retirement System Combined Plan 2 and 3	17,029,076.43	95,710,434.36	96,990,027.46	15,749,483.33	432,293.18	16,181,776.51
722	Deferred Compensation Principal	5,534,254.55	34,792,331.33	35,001,430.36	5,325,155.52	516.66	5,325,672.18
729	Judicial Retirement Principal	9,034.14	240,645.59	240,642.68	9,037.05	9,037.05
819	LEOFFS Plan 1 Retirement	1,913,078.69	30,949,964.02	30,048,243.09	2,814,799.62	833,053.20	3,647,852.82
829	LEOFFS Plan 2 Retirement	2,944,357.58	34,110,100.28	34,534,838.81	2,519,619.05	371,379.34	2,890,998.39
882	Washington Judicial Retirement System	4,886,895.84	2,650,903.89	791,233.44	6,746,566.29	30,433.65	6,776,999.94
TOTAL PENSION TRUST FUNDS		\$ 71,763,108.52	\$ 614,471,706.20	\$ 613,864,770.33	\$ 72,370,044.39	\$ 7,898,463.59	\$ 80,268,507.98
AGENCY FUNDS							
01P	Suspense	\$ 8,583,251.74	\$ 12,523,537.71	\$ 12,896,009.99	\$ 8,210,779.46	\$ 225,866.51	\$ 8,436,645.97
01R	Undistributed Receipts	(6,532.23)	7,399.69	(18,484.00)	19,351.46	19,351.46
01T	Local Leasehold Excise Tax	1,487,222.59	1,173,228.90	313,993.69	313,993.69
034	Local Sales and Use Tax

RECEIPTS AND DISBURSEMENTS FOR TREASURY FUNDS

	April 1, 2014	April 2014		April 30, 2014		
	Beginning Book Balance	Plus Receipts	Less Disbursements	Ending Book Balance	Outstanding Warrants	Ending Cash Balance
AGENCY FUNDS (Continued)						
035 State Payroll Revolving	\$ 24,615,999.54	\$ 380,585,983.18	\$ 384,203,465.53	\$ 20,998,517.19	\$ 1,772,246.52	\$ 22,770,763.71
165 Salary Reduction	2,140,980.49	2,152,368.84	2,970,636.61	1,322,712.72	489.50	1,323,202.22
768 Local Real Estate Excise Tax	191,193.29	191,193.29
795 State Investment Board Commingled Monthly Bond	0.01	0.01	0.01
865 State Investment Board Commingled Trust	60,048.08	60,048.08
877 OASI Contribution
TOTAL AGENCY FUNDS	\$ 36,820,922.14	\$ 395,520,530.79	\$ 401,476,098.40	\$ 30,865,354.53	\$ 1,998,602.53	\$ 32,863,957.06
TOTAL TREASURY FUNDS	\$ 2,817,273,764.36	\$ 4,632,076,282.52	\$ 4,153,075,610.47	\$ 3,296,274,436.41	\$ 71,387,519.46	\$ 3,367,661,955.87

RECEIPTS AND DISBURSEMENTS FOR TREASURER'S TRUST FUNDS

	April 1, 2014	April 2014		April 30, 2014		
	Beginning Book Balance	Plus Receipts	Less Disbursements	Ending Book Balance	Outstanding Warrants	Ending Cash Balance
GENERAL FUND						
06N Local Tax Administration	\$	\$	\$	\$	\$	\$
07F Commercial Fisheries Buyback
08B Foster Care Endowed Scholarship Trust	15,279.09	2.50	15,281.59	15,281.59
08E Individual Development Account Program	69,204.63	11.31	69,215.94	69,215.94
08N State Financial Aid	30,961,288.29	19,704,116.07	35,032,391.33	15,633,013.03	12,214.86	15,645,227.89
08T Transportation Innovative Partnership
10L Health Insurance Partnership
10V Invasive Species Council
10W Family and Medical Leave Enforcement
11M Poet Laureate	5,115.55	5,115.55	5,115.55
11R Hospital Infection Control Grant
12A Tourism Enterprise
12L Outdoor Education and Recreation Prog	42,103.42	42,103.42	42,103.42
12P Geoduck Aquaculture Research
131 Fair	545,442.61	317.88	406,890.96	138,869.53	18,499.64	157,369.17
132 State Trade Fair
14F Family Leave Insurance	389,494.22	63.69	389,557.91	389,557.91
14P Skeletal Human Remains Assistance	399,700.08	399,700.08	399,700.08
15B Food Animal Vet Scholarship
15G Prev/Reduce Owner-Occupied Foreclosure Program
15N Business Assistance
16C Real Estate/Property Tax Admin Assistance	44,995.00	48,292.50	44,995.00	48,292.50	48,292.50
16F Washington State Flag	410.96	410.96	410.96
16K Mortgage Recovery
16R Multiagency Permitting Team	84,437.65	13.91	84,451.56	84,451.56
17R Aerospace Training Student Loan	1,897,284.19	25,404.35	45,600.00	1,877,088.54	1,877,088.54
18C Native Education Public-Private Partnership
18F High School Completion
18G Opportunity Scholarship Match Transfer
18N Damage Prevention
18P Shelter to Housing Project	350,476.09	43,489.49	306,986.60	43,489.49	350,476.09
18V Science, Technology, Engineering and Math Education Lighthouse
19J Universal Communications Services	47,000.00	47,000.00	47,000.00
290 Savings Incentive	3,734,846.78	(17,708.27)	3,752,555.05	639.20	3,753,194.25
490 Regional Transportation Investment District
514 Agricultural Conservation Easements
534 Washington Graduate Fellowship Trust	489.80	489.80	489.80
551 Homeless Families Services	124,634.31	124,634.31	124,634.31
552 Conservation Assistance Revolving	487,131.05	487,131.05	487,131.05
646 Higher Ed Retirement Plan Supplemental Benefit	22,624.92	996,461.20	997,000.00	22,086.12	22,086.12

RECEIPTS AND DISBURSEMENTS FOR TREASURER'S TRUST FUNDS

		April 1, 2014	April 2014		April 30, 2014		
		Beginning Book Balance	Plus Receipts	Less Disbursements	Ending Book Balance	Outstanding Warrants	Ending Cash Balance
GENERAL FUND (Continued)							
653	Washington Distinguished Professorship Trust	\$	\$	\$	\$	\$	\$
743	College Faculty Awards Trust	186.14	186.14	186.14
747	Health Professional Loan Repayment & Scholarship Program	4,155,785.38	10,815.00	448,115.06	3,718,485.32	8,750.00	3,727,235.32
748	Higher Education Coord. Board for Innovation and Quality
781	Cross-State Trail	18,310.13	(17,837.03)	473.10	473.10
793	Health Insurance Pool
817	Stadium and Exhibition Center Construction
835	Four Year Student Child Care in Higher Education	45,963.60	8,675.00	37,288.60	37,288.60
837	Washington's Promise Scholarship	7.85	7.85	7.85
TOTAL GENERAL FUND		\$ 43,442,211.74	\$ 20,767,661.38	\$ 37,009,448.57	\$ 27,200,424.55	\$ 83,593.19	\$ 27,284,017.74
SPECIAL REVENUE FUNDS							
01F	Crime Victims' Compensation	\$ 3,070,112.29	\$ 47,348.24	\$	\$ 3,117,460.53	\$	\$ 3,117,460.53
025	Pilotage	1,168,021.06	80,618.16	94,014.93	1,154,624.29	192.44	1,154,816.73
03K	Industrial Insurance Premium Refund	1,471,798.43	17,023.86	46,357.27	1,442,465.02	346.58	1,442,811.60
04F	Real Estate Education Program	862,265.56	2,102.60	15,169.74	849,198.42	849,198.42
06H	Oral History, State Library, and Archives	67,818.80	50.25	5,871.68	61,997.37	61,997.37
06J	Securities Prosecution	502,551.09	5,520.68	508,071.77	508,071.77
07A	Mortgage Lending Fraud Prosecution	821,207.67	16,410.68	83,248.48	754,369.87	83,248.48	837,618.35
07B	Organ and Tissue Donation Awareness	94,230.03	36,664.93	130,894.96	130,894.96
07E	Contract Harvesting Revolving	6,836,100.22	1,234.06	157,643.76	6,679,690.52	6,679,690.52
07J	"Helping Kids Speak"	3,381.00	3,551.33	3,381.00	3,551.33	3,551.33
07K	Special License Plate Applicant Trust
07L	Legislative International Trade	4,487.37	4,487.37	4,487.37
07N	Produce Railcar Pool	90,537.15	14.81	90,551.96	90,551.96
07T	Commemorative Works	3,231.79	0.53	3,232.32	3,232.32
07V	Fish and Wildlife Enforcement Reward	1,051,778.95	19,265.23	11,649.79	1,059,394.39	210.00	1,059,604.39
08C	Gonzaga University Alumni Association	4,107.70	3,749.66	2,949.33	4,908.03	4,908.03
08F	Lighthouse Environmental Programs	12,343.31	10,586.33	8,675.33	14,254.31	14,254.31
08J	Prescription Drug Consortium	54,129.73	54,129.73	54,129.73
08L	"Ski & Ride Washington"	4,446.56	4,144.00	3,283.00	5,307.56	5,307.56
08P	State Parks Education and Enhancement	494,579.13	12,387.65	506,966.78	506,966.78
08V	Veterans Stewardship	696,118.55	51,487.60	27,655.89	719,950.26	685.35	720,635.61
08W	"Washington's National Park Fund"	15,427.89	15,056.98	12,133.31	18,351.56	18,351.56
098	Eastern Washington Pheasant Enhancement	441,360.50	55,897.76	8,034.56	489,223.70	631.98	489,855.68
09A	We Love Our Pets	12,448.27	6,799.34	5,184.69	14,062.92	14,062.92
09B	Boating Safety Education Certification	478,808.34	32,945.00	67,633.57	444,119.77	80.00	444,199.77
09J	Washington Coastal Crab Pot Buoy Tag	93,678.83	93,678.83	93,678.83
09K	Life Sciences Discovery	21,339,607.39	9,306,601.76	1,060,001.87	29,586,207.28	29,586,207.28
09L	Nursing Resource Center	136,379.31	45,285.00	124,764.93	56,899.38	35.00	56,934.38

RECEIPTS AND DISBURSEMENTS FOR TREASURER'S TRUST FUNDS

	April 1, 2014	April 2014		April 30, 2014		
	Beginning Book Balance	Plus Receipts	Less Disbursements	Ending Book Balance	Outstanding Warrants	Ending Cash Balance
SPECIAL REVENUE FUNDS (Continued)						
10F "Share the Road"	\$ 28,193.69	\$ 11,932.66	\$ 9,872.32	\$ 30,254.03	\$	\$ 30,254.03
11A Employment Training Finance	2,170,967.92	17,802.38	6,804.00	2,181,966.30	2,181,966.30
11J Electronic Products Recycling	560,395.23	202.00	58,989.95	501,607.28	450.00	502,057.28
11P Large On-Site Sewage Systems
11V Veteran Estate Management	8,396.11	32,901.36	37,537.80	3,759.67	106.15	3,865.82
126 Agricultural Local	16,916,637.06	1,581,730.26	1,696,700.08	16,801,667.24	65,015.25	16,866,682.49
128 Grain Inspection Revolving	4,173,178.44	520,490.86	745,594.14	3,948,075.16	1,166.24	3,949,241.40
12E Assisted Living Facility Management	507,425.27	(25,300.00)	532,725.27	532,725.27
12F Manufactured/Mobile Home Dispute Resol	1,943,837.35	57,800.42	38,392.32	1,963,245.45	1,963,245.45
12G Rockfish Research	549,503.82	38,223.00	31,777.93	555,948.89	1,960.00	557,908.89
12H Uniformed Service Shared Leave Pool	614,450.54	(7,311.79)	621,762.33	621,762.33
12N Get Ready For Math & Science Schlarshp	122,547.12	40,085.15	110,149.00	52,483.27	52,483.27
133 Children's Trust	261,544.21	7,451.81	2,545.20	266,450.82	165.76	266,616.58
14E Washington State Heritage Center	1,034,112.03	248,390.67	407,888.49	874,614.21	445.00	875,059.21
14J Ambulatory Surgical Facility	238,041.14	11,850.00	41,296.30	208,594.84	208,594.84
14N Legislative Oral History	7,370.70	7,370.70	7,370.70
14W Reduced Cigarette Ignition Propensity	365,682.29	809.20	2,298.68	364,192.81	364,192.81
151 Chief Joseph Recreation Development	6.35	6.35	6.35
15A Transitional Housing Oper & Rent	6,249,816.44	316,021.42	5,933,795.02	5,933,795.02
15L Annual Property Revaluation Grant
15T Broadband Mapping	(390.88)	229,594.60	229,426.98	(223.26)	111.95	(111.31)
15V Funeral and Cemetery	832,001.65	32,887.51	62,210.23	802,678.93	675.00	803,353.93
15W Guaranteed Asset Protection Waiver	16,500.00	250.00	16,750.00	16,750.00
163 Worker and Community Right to Know	2,985,844.36	4,807.61	370,110.99	2,620,540.98	2,620,540.98
169 Horse Racing Commission Operating	958,680.57	252,781.89	250,433.99	961,028.47	961,028.47
16B Landscape Architects' License	184,140.39	10,585.00	13,128.53	181,596.86	120.00	181,716.86
16E Spec Forest Products Outreach/Education	716.84	716.84	716.84
16G Universal Vaccine Purchase	5,275,514.51	4,542,162.13	4,376,146.53	5,441,530.11	40,448.00	5,481,978.11
16H Columbia River Salmon/Steelhead Stamp	1,157,397.47	478,283.40	87,228.42	1,548,452.45	263.08	1,548,715.53
16L Accessible Communities	340,514.45	13,072.19	3,508.62	350,078.02	350,078.02
16N Disabled Veterans Assistance
16T Product Stewardship Programs	285,316.71	30,000.00	22,147.81	293,168.90	293,168.90
17H WA Global Health Technologies Product Development	2.06	2.06	2.06
17L Foreclosure Fairness	3,566,453.15	517,000.00	439,502.44	3,643,950.71	55.80	3,644,006.51
17M Individual-Based/Portable Background Check Clearance	306,459.69	16,026.90	24,075.50	298,411.09	1,041.00	299,452.09
17V Volunteer Firefighters	5,740.00	3,808.00	3,304.00	6,244.00	6,244.00
180 Local Government Administrative Hearings	189,430.92	5,156.67	9,648.00	184,939.59	184,939.59
189 Clarke-McNary
18A Investing In Innovation	2,055,685.30	76,226.72	142,911.21	1,989,000.81	194.03	1,989,194.84
18E Educator Certification Processing	307,666.78	67,727.00	28,032.68	347,361.10	817.19	348,178.29

RECEIPTS AND DISBURSEMENTS FOR TREASURER'S TRUST FUNDS

	April 1, 2014		April 2014		April 30, 2014		
	Beginning Book Balance		Plus Receipts	Less Disbursements	Ending Book Balance	Outstanding Warrants	Ending Cash Balance
SPECIAL REVENUE FUNDS (Continued)							
18M Music Matters Awareness	\$ 4,900.00	\$	5,441.33	\$ 4,172.00	\$ 6,169.33	\$	\$ 6,169.33
18R Seattle Sounders FC	3,416.00		(644.00)	2,772.00	2,772.00
190 Forest Fire Protection Assessment	1,188,046.33		70.93	(726,375.28)	1,914,492.54	22,929.89	1,937,422.43
193 State Forest Nursery Revolving	1,079,943.08		6.65	85,157.09	994,792.64	17,601.51	1,012,394.15
195 Energy	56,055.41		15.02	6,764.53	49,305.90	112.30	49,418.20
197 Statute Law Committee Publications	798,155.15		1,483.97	1,707.40	797,931.72	797,931.72
198 Access Road Revolving	4,024,667.17		52.95	(383,855.84)	4,408,575.96	1,279.99	4,409,855.95
19B School for the Blind	1,064,826.82		47,180.00	19,241.63	1,092,765.19	27.02	1,092,792.21
19E 4-H Program	419.00		448.00	420.00	447.00	447.00
19F Seattle Seahawks	216,091.65		31,003.00	247,094.65	247,094.65
19H Center for Childhood Deafness and Hearing Loss	44,743.82		7,403.15	52,146.97	52,146.97
205 Mobile Home Park Relocation	747,620.84		41,060.06	7,398.78	781,282.12	781,282.12
206 Cost of Supervision	527,383.05		104,318.62	22,131.68	609,569.99	1,229.16	610,799.15
209 Regional Fisheries Enhancement Group	1,627,430.78		253,659.70	70,440.55	1,810,649.93	1,810,649.93
20A State Flower	1,416.33		(324.33)	1,092.00	1,092.00
210 Fire Protection Contractor License	836,043.31		15,354.23	45,532.47	805,865.07	805,865.07
213 Veterans' Emblem	23,673.45		693.00	24,366.45	24,366.45
214 Temporary Worker Housing	121,344.01		432.00	208.71	121,567.30	121,567.30
219 Air Operating Permit	1,055,679.59		1,797.54	266,354.22	791,122.91	600.00	791,722.91
225 Fingerprint Identification	4,554,291.42		743,412.12	724,605.66	4,573,097.88	252,717.00	4,825,814.88
259 Coastal Crab	96,326.40		620.00	3,631.82	93,314.58	45.49	93,360.07
274 Adult Family Home	619,538.15		(21,342.38)	640,880.53	640,880.53
281 Impaired Driving Safety	353,427.29		202,513.50	494,375.00	61,565.79	61,565.79
283 Juvenile Accountability Incentive	838,506.96		141.28	109,398.08	729,250.16	44,872.17	774,122.33
294 Sea Cucumber Dive Fishery	34,458.44		34,458.44	34,458.44
295 Sea Urchin Dive Fishery	22,309.60		22,309.60	22,309.60
297 Pipeline Safety	387,653.64		10,807.39	180,584.57	217,876.46	1,286.50	219,162.96
298 Geologists'	496,024.11		19,260.00	20,610.38	494,673.73	80.00	494,753.73
300 Financial Services Regulation	17,137,265.67		2,612,852.95	2,141,748.51	17,608,370.11	5,971.61	17,614,341.72
320 Puget Sound Crab Pot Buoy Tag	23,888.87		23,888.87	23,888.87
328 Crim Justice Training Commis Firing Range Maintenance
416 Surplus and Donated Food Commodities Revolving	2,644,083.34		1,509,945.31	1,351,146.48	2,802,882.17	96,349.01	2,899,231.18
424 Anti-Trust Revolving	2,297,844.90		5,557.00	188,607.38	2,114,794.52	100,699.60	2,215,494.12
480 Financial Education Public-Private Partnership	31,135.90		31,135.90	31,135.90
485 Horse Racing Owners' Bonus/Breeder Awards	44,222.71		37,046.72	81,269.43	4,228.82	85,498.25
495 Toll Collection	9,847,217.37		10,719,292.12	10,457,212.67	10,109,296.82	26,084.37	10,135,381.19
496 Future Teachers Conditional Scholarship	2,708,566.05		12,355.20	18,024.91	2,702,896.34	4,378.30	2,707,274.64
497 Horse Racing Commission Class C Purse Fund	15,458.56		6,226.11	21,684.67	21,684.67
498 Washington State Council of Fire Fighters Benevolent	11,571.68		12,315.30	10,329.64	13,557.34	13,557.34
499 Law Enforcement Memorial	46,284.75		31,107.95	25,515.03	51,877.67	51,877.67

RECEIPTS AND DISBURSEMENTS FOR TREASURER'S TRUST FUNDS

	April 1, 2014	April 2014		April 30, 2014		
	Beginning Book Balance	Plus Receipts	Less Disbursements	Ending Book Balance	Outstanding Warrants	Ending Cash Balance
SPECIAL REVENUE FUNDS (Continued)						
501 Liquor Revolving	\$ 5,229,154.06	\$ 25,793,922.04	\$ 3,140,933.06	\$ 27,882,143.04	\$ 172,687.66	\$ 28,054,830.70
503 Tuition Recovery	5,258,257.74	13,704.10	18,571.70	5,253,390.14	5,253,390.14
515 DNA Data Base	918,811.57	40,745.89	7,786.95	951,770.51	951,770.51
516 Fruit and Vegetable Inspection	3,552,487.73	919,284.55	1,097,406.42	3,374,365.86	13,645.70	3,388,011.56
536 Federal Food Service Revolving	2,207,970.87	4,581,035.92	4,573,903.73	2,215,103.06	12,771.34	2,227,874.40
539 Telephone Assistance	1,170,629.19	1,170,629.19	1,170,629.19
540 Telecommunication Devices for the Hearing & Speech Impaired	1,542,853.68	250.47	1,542,603.21	1,542,603.21
553 Performance Audits of Government	6,140,290.46	958,840.78	1,123,679.11	5,975,452.13	3,027.98	5,978,480.11
561 Community Technical College Innovation	25,258,272.49	1,663,191.58	239,264.43	26,682,199.64	26,682,199.64
687 Rural Rehabilitation	273,423.88	44.71	273,468.59	273,468.59
688 Federal Local Rail Service Assistance	76,583.85	26.66	76,610.51	76,610.51
731 Child Care Facility Revolving	821,204.78	5,882.96	1,814.33	825,273.41	825,273.41
732 Nursing Home Civil Penalties	1,510,088.83	(2,100.00)	1,512,188.83	1,512,188.83
746 Hanford Area Economic Investment	88,027.02	8,759.25	96,786.27	96,786.27
749 Governor's Interagency Committee of State Employed Women	36,241.98	60.00	36,181.98	36,181.98
761 Basic Health Plan Subscription	331,239.33	583.13	96,067.10	235,755.36	8,440.82	244,196.18
763 Center for the Improvement of Student Learning	37,629.68	37,629.68	37,629.68
773 Commission on Higher Ed Prof Student Ex Program	51,200.00	51,200.00	51,200.00
774 University of Washington License Plate	210,989.36	24,779.98	189,457.35	46,311.99	46,311.99
776 Washington State University License Plate	44,055.62	59,299.33	44,055.62	59,299.33	59,299.33
778 Western Washington University License Plate	9,876.98	2,536.34	12,413.32	12,413.32
779 Eastern Washington University License Plate	13,187.18	3,264.34	16,451.52	16,451.52
780 School Zone Safety Account	(18,894.70)	67,170.16	1,801.33	46,474.13	46,474.13
783 Central Washington University License Plate	7,107.32	1,663.66	7,107.32	1,663.66	1,663.66
784 Miscellaneous Transportation Programs	(9,180,559.02)	34,423,315.45	26,621,219.68	(1,378,463.25)	589,959.25	(788,504.00)
786 The Evergreen State College License Plate	11,478.70	392.00	11,870.70	11,870.70
789 Advanced Environmental Mitigation Revolving	1,647,968.37	3,138.36	1,651,106.73	1,651,106.73
816 Stadium and Exhibition Center	24,475,051.17	1,151,518.08	25,626,569.25	25,626,569.25
821 Impaired Physician	253,206.55	134,800.00	116,284.74	271,721.81	400.00	272,121.81
823 Livestock Nutrient Management	49,379.08	(200.00)	49,579.08	49,579.08
833 Developmental Disabilities Endowment Trust	316,133.79	317,787.21	63,889.14	570,031.86	570,031.86
834 Capitol Furnishings Preservation Committee	65,654.82	88.40	65,743.22	65,743.22
878 Federal Forest Revolving	4,370.01	18,993,625.84	18,997,995.03	0.82	0.82
880 Advance Right-of-Way Revolving	4,557,445.02	345,087.00	21,205.99	4,881,326.03	4,881,326.03
884 Gambling Revolving	4,124,351.14	783,465.29	1,272,416.31	3,635,400.12	9,936.60	3,645,336.72
885 Plumbing Certificate	333,056.80	65,821.63	61,876.74	337,001.69	273.50	337,275.19
892 Pressure Systems Safety	1,225,027.44	167,721.98	167,837.29	1,224,912.13	905.34	1,225,817.47
TOTAL SPECIAL REVENUE FUNDS	\$ 232,335,920.97	\$ 125,589,187.22	\$ 84,259,054.43	\$ 273,666,053.76	\$ 1,591,005.21	\$ 275,257,058.97

RECEIPTS AND DISBURSEMENTS FOR TREASURER'S TRUST FUNDS

		April 1, 2014	April 2014		April 30, 2014		
		Beginning Book Balance	Plus Receipts	Less Disbursements	Ending Book Balance	Outstanding Warrants	Ending Cash Balance
PERMANENT FUNDS							
842	American Indian Scholarship Endowment	\$ 294,687.04	\$ 48.50	\$ (400.00)	\$ 295,135.54	\$	\$ 295,135.54
852	Foster Care Scholarship Endowment	3,602.62	0.59	3,603.21	3,603.21
TOTAL PERMANENT FUNDS		\$ 298,289.66	\$ 49.09	\$ (400.00)	\$ 298,738.75	\$	\$ 298,738.75
ENTERPRISE FUNDS							
413	Municipal Revolving	\$ 2,261,724.60	\$ 1,660,774.31	\$ 2,120,746.80	\$ 1,801,752.11	\$ 634.23	\$ 1,802,386.34
442	Legislative Gift Center	71,771.00	13,726.67	22,776.99	62,720.68	587.64	63,308.32
445	Self-Insured Emplryr Overpymt Reimb	958,070.82	48,212.79	909,858.03	909,858.03
446	Industrial Insurance Rainy Day Fund
449	Certificates of Participation and Other Financing - Local	102,955.71	1,026,320.60	913,851.38	215,424.93	130,430.78	345,855.71
470	Imaging	236,801.83	25,661.07	46,316.00	216,146.90	216,146.90
477	Lottery Investment
543	Judicial Information Systems	21,496,813.11	1,668,598.72	1,976,910.91	21,188,500.92	3,325.59	21,191,826.51
544	Pollution Liability Insurance Program Trust	34,214,856.58	8,765.05	395,584.61	33,828,037.02	9,463.43	33,837,500.45
545	Heating Oil Pollution Liability Trust	91,034.79	197.59	28,750.47	62,481.91	62,481.91
788	Advanced College Tuition Payment Program	170,926.36	21,659,792.48	21,295,395.81	535,323.03	1,087,038.59	1,622,361.62
TOTAL ENTERPRISE FUNDS		\$ 59,604,954.80	\$ 26,063,836.49	\$ 26,848,545.76	\$ 58,820,245.53	\$ 1,231,480.26	\$ 60,051,725.79
INTERNAL SERVICE FUNDS							
12V	PEBB Medical Benefits Admin	\$	\$	\$	\$	\$	\$
411	Natural Resources Equipment	1,872,669.75	(105,543.19)	(104,408.65)	1,871,535.21	15,496.77	1,887,031.98
419	Data Processing Revolving	32,173,663.30	11,814,639.87	11,502,544.20	32,485,758.97	69,315.28	32,555,074.25
421	Education Technology Revolving	5,492,304.34	582,027.87	3,053,563.07	3,020,769.14	200,451.00	3,221,220.14
422	General Administration Services	21,293,805.99	12,429,765.34	17,653,032.64	16,070,538.69	406,688.99	16,477,227.68
436	OFM Labor Relations Service	3,299,112.97	670,642.26	1,647,635.63	2,322,119.60	877,991.07	3,200,110.67
438	Uniform Dental Plan Benefits Administration	2,426.11	467,028.00	467,032.16	2,421.95	2,421.95
439	Uniform Medical Plan Benefits Administration	603,066.99	3,818,774.00	3,994,905.90	426,935.09	426,935.09
444	Fish & Wildlife Equipment	195,184.66	102,912.39	64,341.48	233,755.57	2,250.28	236,005.85
453	Minority and Women's Business Enterprises	199,355.46	177,205.76	231,237.31	145,323.91	499.38	145,823.29
471	State Patrol Nonappropriated Airplane Revolving	217,815.40	1,478.60	28,809.11	190,484.89	6,226.88	196,711.77
546	Risk Management	1,359,916.15	176,557.47	1,071,925.63	464,547.99	325.00	464,872.99
547	Liability	82,001,426.09	13,445.49	8,980,388.57	73,034,483.01	3,023,143.03	76,057,626.04
721	Public Employees' and Retirees' Insurance	409,088,500.89	119,405,469.13	122,690,863.33	405,803,106.69	1,493,434.67	407,296,541.36
730	Public Employees' and Retirees' Insurance Reserve	120,089,291.18	14,747,636.05	134,836,927.23	134,836,927.23
739	Certificates of Participation and Other Financing - State	484,750.24	11,639,516.99	11,711,981.11	412,286.12	6,307.00	418,593.12
TOTAL INTERNAL SERVICE FUNDS		\$ 678,373,289.52	\$ 175,941,556.03	\$ 182,993,851.49	\$ 671,320,994.06	\$ 6,102,129.35	\$ 677,423,123.41
PRIVATE PURPOSE FUNDS							
196	Unclaimed Personal Property	\$ 809,262.83	\$ 4,592,294.49	\$ 4,558,290.18	\$ 843,267.14	\$ 2,680,018.32	\$ 3,523,285.46

RECEIPTS AND DISBURSEMENTS FOR TREASURER'S TRUST FUNDS

	April 1, 2014	April 2014		April 30, 2014		
	Beginning Book Balance	Plus Receipts	Less Disbursements	Ending Book Balance	Outstanding Warrants	Ending Cash Balance
PRIVATE PURPOSE FUNDS (Continued)						
738 Department of Social and Health Services Trust	\$ 53,654.52	\$	\$	\$ 53,654.52	\$	\$ 53,654.52
TOTAL PRIVATE PURPOSE FUNDS	\$ 862,917.35	\$ 4,592,294.49	\$ 4,558,290.18	\$ 896,921.66	\$ 2,680,018.32	\$ 3,576,939.98
AGENCY FUNDS						
17A County Enhanced 911 Excise Tax	\$ 5,494,057.79	\$ 5,746,288.96	\$ 5,534,387.32	\$ 5,705,959.43	\$	\$ 5,705,959.43
525 Washington State Combined Fund Drive	1,538,515.51	382,725.11	228,074.16	1,693,166.46	226,643.79	1,919,810.25
660 Natural Resources Deposit	13,191,033.25	21,829,535.81	24,654,849.47	10,365,719.59	13,018.74	10,378,738.33
734 Centennial Document Preservation and Modernization	2,403,902.05	200,534.05	2,604,436.10	2,604,436.10
737 High Occupancy Vehicle
757 Maritime Historic Restoration and Preservation	(13,795.43)	682.50	(13,112.93)	(13,112.93)
797 Local Tourism Promotion	539,777.75	673,130.00	541,752.25	671,155.50	671,155.50
TOTAL AGENCY FUNDS	\$ 23,153,490.92	\$ 28,832,896.43	\$ 30,959,063.20	\$ 21,027,324.15	\$ 239,662.53	\$ 21,266,986.68
TOTAL TREASURER'S TRUST FUNDS	\$ 1,038,071,074.96	\$ 381,787,481.13	\$ 366,627,853.63	\$ 1,053,230,702.46	\$ 11,927,888.86	\$ 1,065,158,591.32

INVESTMENT STATEMENT & INVESTMENT INTEREST INCOME AND CAPITAL GAINS

INVESTMENT STATEMENT

Fund / Account	April 1, 2014	Purchased	Maturities & Sales	Amortization	April 30, 2014
Treasury & Treasurer's Trust					
Investments (trade date basis)	\$ 3,913,562,467.78	\$ 3,265,749,656.58	\$ 2,785,777,138.34	\$ (977,355.83)	\$ 4,392,557,630.19
Reverse Repurchase Agreements
Purchased Accrued Interest	553,575.36	243,479.22	399,413.11	397,641.47
Total Treasury & Treasurer's Trust	\$ 3,914,116,043.14	\$ 3,265,993,135.80	\$ 2,786,176,551.45	\$ (977,355.83)	\$ 4,392,955,271.66
Local Government Investment Pool					
Investments (trade date basis)	\$ 9,435,807,930.68	\$ 14,823,777,831.49	\$ 12,435,974,483.54	\$ 396,157.14	\$ 11,824,007,435.77
Reverse Repurchase Agreements
Purchased Accrued Interest	8,792.33	8,549.30	17,341.63
Total Local Government Investment Pool	\$ 9,435,816,723.01	\$ 14,823,786,380.79	\$ 12,435,991,825.17	\$ 396,157.14	\$ 11,824,007,435.77
Total All Accounts	\$ 13,349,932,766.15	\$ 18,089,779,516.59	\$ 15,222,168,376.62	\$ (581,198.69)	\$ 16,216,962,707.43

INVESTMENT INTEREST INCOME AND CAPITAL GAINS CURRENT MONTH AND FISCAL YEAR TO DATE COMPARISON

Fund / Account	April 2014	April 2013	Fiscal Year 2014	Fiscal Year 2013
Treasury & Treasurer's Trust				
Cash*	\$ 4,200,978.15	\$ 4,892,441.56	\$ 26,532,741.91	\$ 37,512,689.78
Bank Fees				
Custody	(4,615.87)	(4,615.48)	(46,042.62)	(46,126.84)
Other Treasury	(39,312.60)	415.54	(127,830.49)	(144,542.89)
Other Trust	(5,060.02)
Total Bank Fees	\$ (43,928.47)	\$ (4,199.94)	\$ (173,873.11)	\$ (195,729.75)
Amortization	(977,355.83)	(929,311.05)	(10,393,703.96)	(11,204,248.69)
Accrued Interest	(1,213,996.16)	(2,390,199.14)	900,649.05	583,981.01
Unrealized Gains and Losses	(29,131.10)	(8,789.22)	(3,477.62)
Total Treasury & Treasurer's Trust	\$ 1,936,566.59	\$ 1,559,942.21	\$ 16,862,336.27	\$ 26,696,692.35
Local Government Investment Pool				
Cash*	\$ 497,875.47	\$ 955,066.67	\$ 5,828,099.91	\$ 11,709,714.35
Amortization	396,157.14	448,164.06	4,614,507.03	4,534,246.94
Accrued Interest	11,669.57	(74,010.61)	(165,776.80)	(240,661.95)
Unrealized Gains and Losses
Total Local Government Investment Pool	\$ 905,702.18	\$ 1,329,220.12	\$ 10,276,830.14	\$ 16,003,299.34
Total All Accounts	\$ 2,842,268.77	\$ 2,889,162.33	\$ 27,139,166.41	\$ 42,699,991.69

* Balances include any expense for reverse repurchase buy-backs.

JAMES L. McINTIRE
STATE TREASURER
PO BOX 40200
OLYMPIA WA 98504-0200

