



**Washington State  
Treasurer's  
Monthly Report**

**April 2016**



**JAMES L. McINTIRE  
State Treasurer**

In accordance with the Americans with Disabilities Act, this publication will be made available in alternate formats upon request to the Office of the State Treasurer, Legislative Building, 2nd Floor, Olympia, Washington 98504-0200, telephone (360) 902-9000, fax (360) 902-9037 or TTY Users Call: 7-1-1.  
Web Site: <http://tre.wa.gov>.

Cover photo by Harry T. Halverson, photographer, Olympia, Washington.  
Reproduction courtesy of Halverson Fine Photography in memory of Harry T. Halverson.

TABLE OF CONTENTS

	<i>Page</i>
State Treasurer’s Letter .....	1
General Fund .....	2
Treasury, Treasurer’s Trust and Local Government Investment Pool Flow Chart .....	3
Treasury & Treasurer’s Trust, Treasury and Treasurer’s Trust Charts .....	4
General Fund and Local Government Investment Pool Charts .....	5
Receipts and Disbursements for the State Treasury .....	6
Receipts and Disbursements for Trust Funds .....	16
Investment Statement & Investment Interest Income and Capital Gains .....	23





**JAMES L. McINTIRE,**  
State Treasurer

**State of Washington**  
**Office of the Treasurer**  
Legislative Building  
P.O. Box 40200  
Olympia, Washington 98504-0200

(360) 902-9000 • TTY 7-1-1  
FAX (360) 902-9037  
Home Page <http://tre.wa.gov>

Fellow Washingtonians,

I am pleased to report on the operations of the Office of the State Treasurer for the month of April 2016. At the close of the month, the Treasury & Treasurer's Trust book balance was \$4.5 billion with investment earnings distributed for the month of \$5.0 million.

Sincerely,

A handwritten signature in cursive script that reads "James L. McIntire".

James L McIntire  
Washington State Treasurer

# GENERAL FUND

## GENERAL FUND CURRENT MONTH AND FISCAL YEAR TO DATE COMPARISON (In Millions)

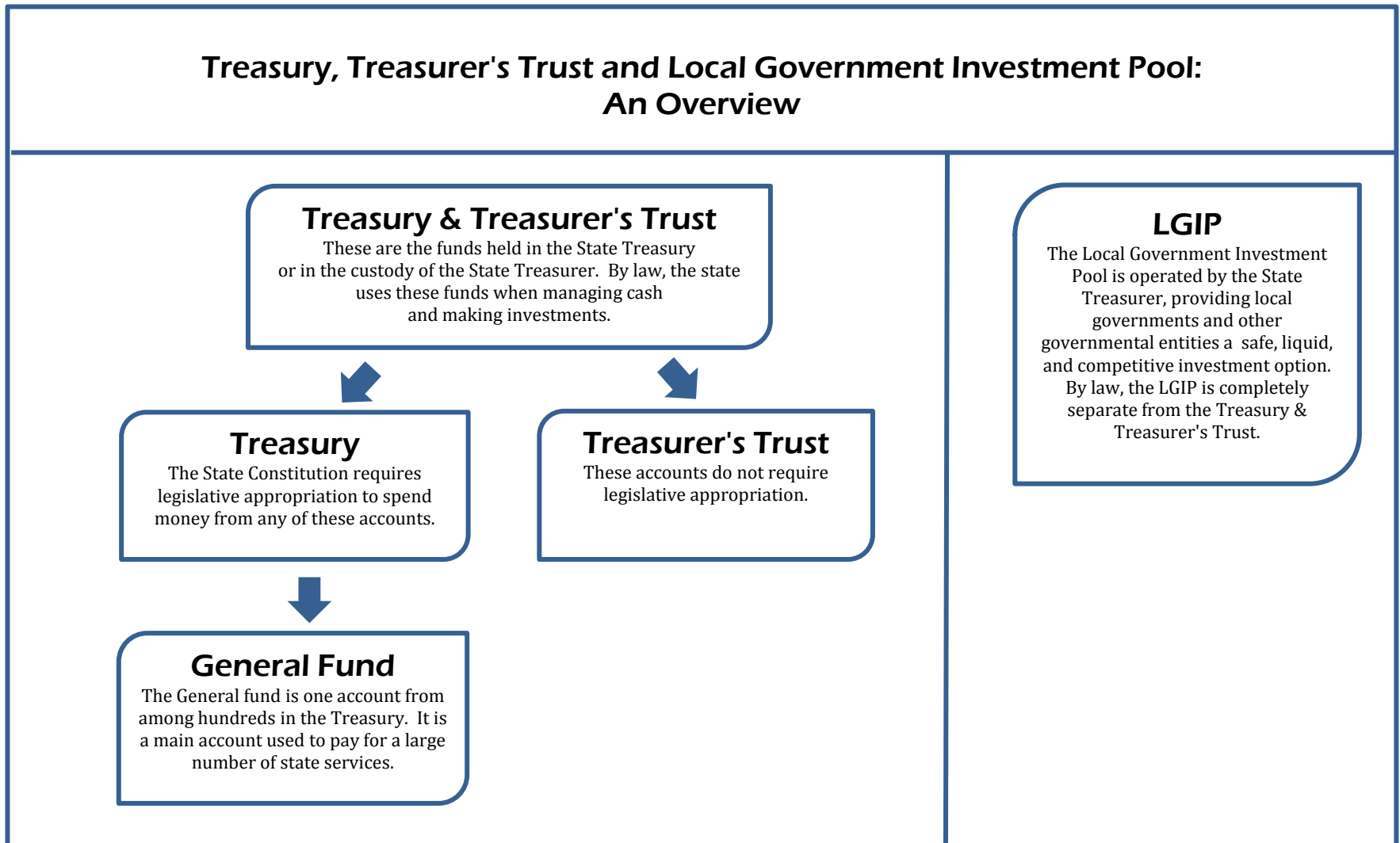
	Month of April		Fiscal Year to Date	
	2016	2015	2016	2015
<b>Beginning Book Balance</b>	\$ (19.782)	\$ (569.606)	\$ 1,001.142	\$ 401.227
Cash Revenue	2,376.757	2,197.429	22,895.553	22,425.642
Other Cash Receipts	792.753	352.245	5,032.067	4,714.560
<b>Total Cash Receipts</b>	<b>\$ 3,169.510</b>	<b>\$ 2,549.674</b>	<b>\$ 27,927.620</b>	<b>\$ 27,140.202</b>
<b>Total Cash Disbursements</b>	<b>\$ 3,433.883</b>	<b>\$ 2,346.526</b>	<b>\$ 29,212.917</b>	<b>\$ 27,907.887</b>
<b>Ending Book Balance</b>	<b>\$ (284.155)</b>	<b>\$ (366.458)</b>	<b>\$ (284.155)</b>	<b>\$ (366.458)</b>
<b>Cash Revenue</b>				
Bond Retirement & Interest	\$ 0.000	\$ 0.000	\$ (0.282)	\$ (0.313)
Secretary of State	2.712	3.670	29.596	28.234
<b>Department of Revenue:</b>				
Retail Sales Tax	707.413	687.118	7,285.956	6,845.476
Business & Occupation Tax	330.959	272.570	2,981.917	2,841.070
Compensating Tax	49.443	49.346	526.950	500.324
Cigarette Tax	31.646	36.762	290.208	325.151
Public Utility Tax	37.527	32.404	332.519	328.065
Various Other Revenue	52.898	50.754	546.440	535.380
Insurance Commission	1.369	1.615	335.188	357.317
Liquor and Cannabis Board	2.460	2.056	77.463	81.206
<b>Department of Licensing:</b>				
Excise Tax – Other	0.015	0.015	0.140	0.134
Various Other Revenue	2.471	1.198	9.488	8.189
Department of Social & Health Services	(8.296)	1.842	72.778	84.853
Universities & Colleges	0.001	0.000	0.122	0.217
Treasurer's Transfers	93.495	68.415	19.887	(3.224)
<b>Counties:</b>				
Property Tax	97.993	94.686	1,087.582	1,060.714
Real Estate Excise Tax	73.211	70.319	746.810	616.267
Various Other Revenue	5.457	5.746	49.122	49.389
Federal Grants-In-Aid (All Agencies)	889.053	729.191	8,202.250	8,405.169
Revenues Distributed to Local Governments	(1.944)	(0.257)	(6.109)	(5.789)
Other Agencies' Cash Revenue	8.874	89.979	307.528	367.813
<b>Total Cash Revenue</b>	<b>\$ 2,376.757</b>	<b>\$ 2,197.429</b>	<b>\$ 22,895.553</b>	<b>\$ 22,425.642</b>

Source: Agency Financial Reporting System (AFRS).

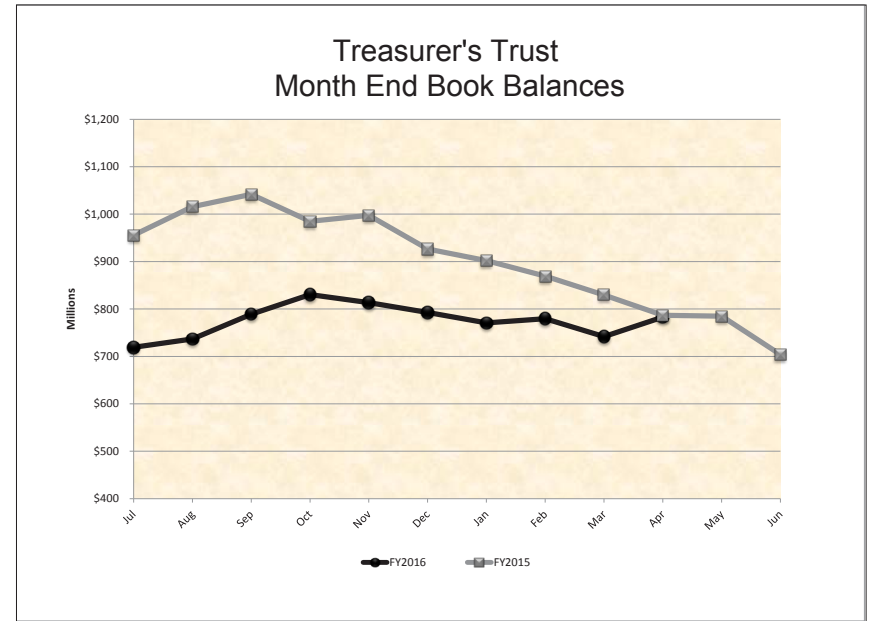
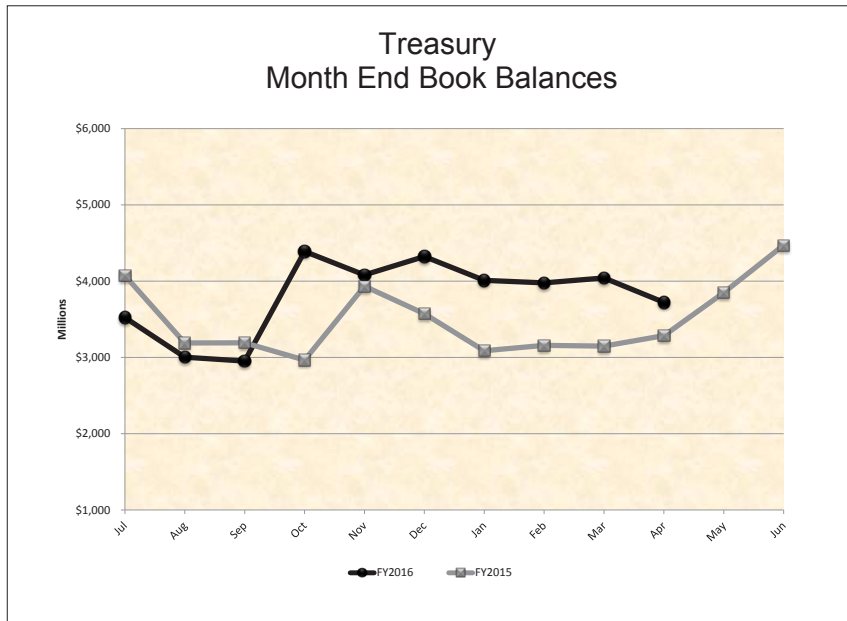
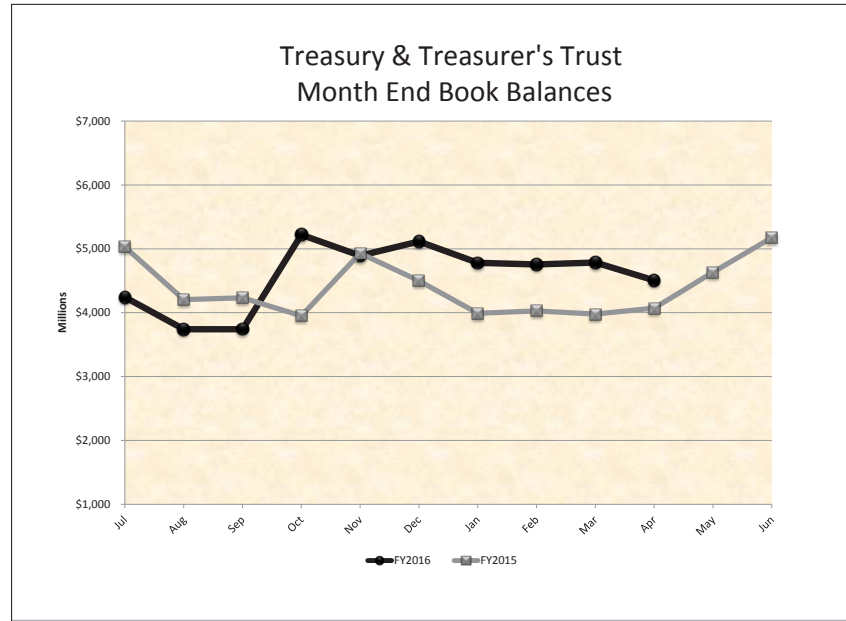
# TREASURY, TREASURER'S TRUST AND LGIP FLOW CHART

The State Treasurer is charged with the cash management of public funds, which includes two categories of state funds and accounts: (1) funds and accounts located in the state treasury, which are subject to legislative appropriation; and (2) Treasurer's trust funds, which are accounts placed in the custody of the State Treasurer, and not typically subject to legislative appropriation. Funds within these accounts are comingled for investment and cash management purposes.

This flow chart describes the structure of the Treasury and Treasurer's Trust Accounts. Month end balances of these accounts are shown on pages 4 and 5.

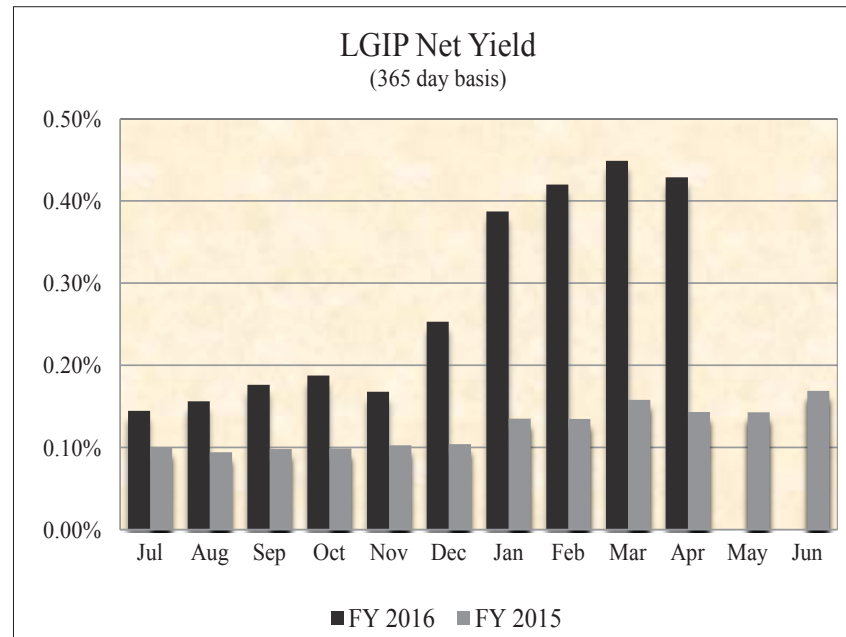
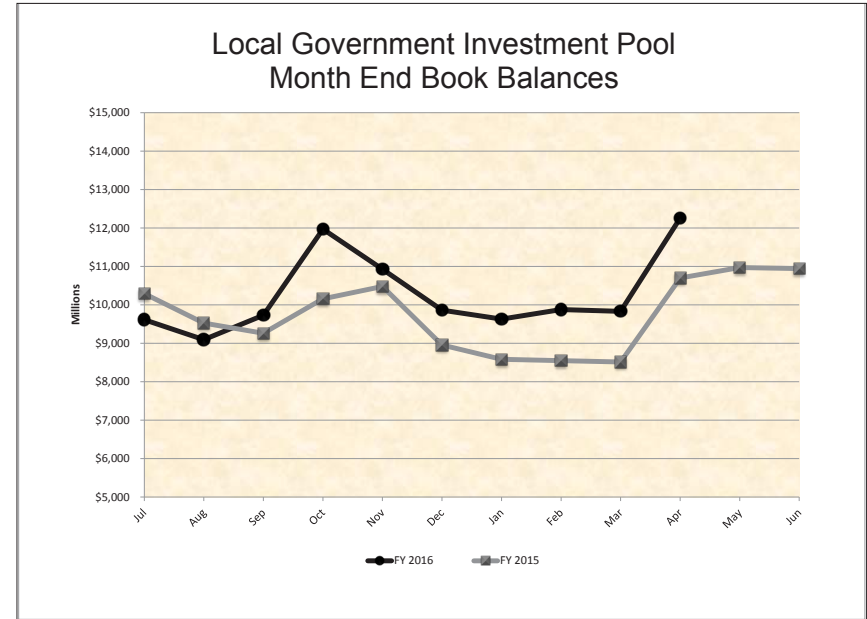
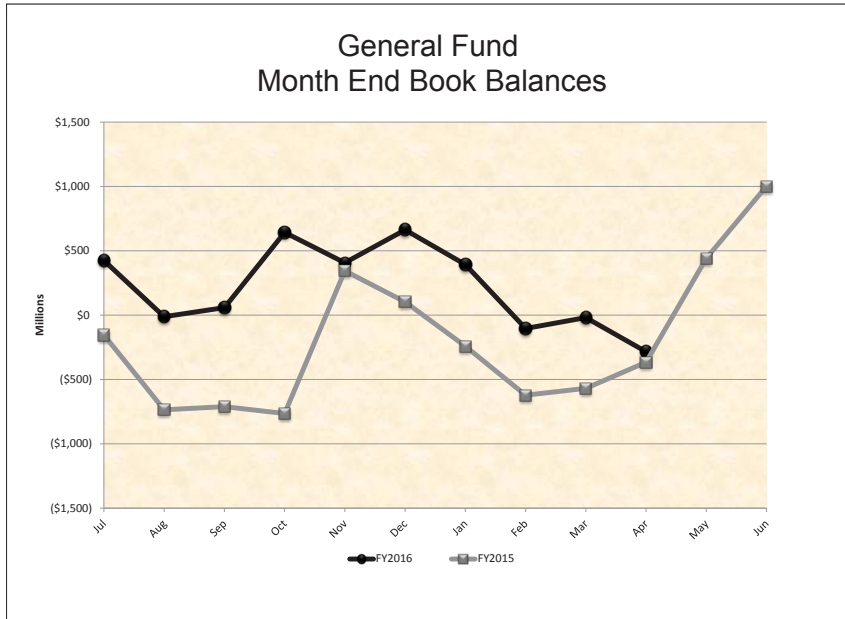


# TREASURY & TREASURER'S TRUST AND TREASURY AND TREASURER'S TRUST CHART





# GENERAL FUND AND LOCAL GOVERNMENT INVESTMENT POOL CHARTS



# RECEIPTS AND DISBURSEMENTS FOR TREASURY FUNDS

	April 1, 2016	April 2016		April 30, 2016		
	Beginning Book Balance	Plus Receipts	Less Disbursements	Ending Book Balance	Outstanding Warrants	Ending Cash Balance
<b>GENERAL FUND</b>						
001 General	\$ (19,782,136.54)	\$ 3,169,509,678.50	\$ 3,433,883,089.66	\$ (284,155,547.70)	\$ 31,691,523.94	\$ (252,464,023.76)
018 Millersylvania Park Current	5,210.50	.....	.....	5,210.50	.....	5,210.50
01E Geothermal	159.89	.....	.....	159.89	.....	159.89
01N Institutional Impact	19,144.72	.....	.....	19,144.72	.....	19,144.72
02P Flood Control Assistance	2,092,977.53	.....	66,075.43	2,026,902.10	.....	2,026,902.10
031 State Investment Board Expense	2,765,054.97	1,685,754.89	1,697,437.13	2,753,372.73	91,422.79	2,844,795.52
032 State Emergency Water Projects Revolving	221,616.92	.....	.....	221,616.92	.....	221,616.92
03A Excess Earnings	.....	.....	.....	.....	.....	.....
03L County Criminal Justice Assistance	1,484,341.83	10,862,677.52	10,555,656.47	1,791,362.88	1,962.32	1,793,325.20
03M Municipal Criminal Justice Assistance	311,334.50	4,307,409.23	4,188,717.89	430,025.84	784.95	430,810.79
04L Public Health Services	6.14	0.01	.....	6.15	.....	6.15
051 State and Local Improvements Revolving	26,744.33	.....	.....	26,744.33	.....	26,744.33
055 State & Local Improve Revolving (Waste Disp Facilities, 1980)	2,639.01	.....	.....	2,639.01	.....	2,639.01
05C Criminal Justice Treatment	10,924,016.41	2,506,410.52	1,053,927.98	12,376,498.95	28,511.54	12,405,010.49
05M Tourism Development and Promotion	.....	.....	.....	.....	.....	.....
070 Outdoor Recreation	3,515,473.87	.....	1,082,285.08	2,433,188.79	.....	2,433,188.79
072 State & Local Improve Revolving (Water Supply Facilities)	803,885.07	.....	55,903.86	747,981.21	.....	747,981.21
09C Farm and Forest	1,181,697.59	.....	296.12	1,181,401.47	.....	1,181,401.47
09G Riparian Protection	2,103,505.55	.....	1,982,119.37	121,386.18	.....	121,386.18
09R Economic Development Strategic Reserve	2,809,286.72	668,783.42	123,024.26	3,355,045.88	76.72	3,355,122.60
10K Veterans Innovation Program	103,740.40	.....	.....	103,740.40	.....	103,740.40
10P Columbia River Basin Water Supply Development	10,075,642.87	8,361.82	504,786.01	9,579,218.68	.....	9,579,218.68
10R Energy Freedom	1,587,341.95	1,140.31	51,173.73	1,537,308.53	.....	1,537,308.53
10T Hood Canal Aquatic Rehabilitation Bond	(2,541.81)	.....	.....	(2,541.81)	.....	(2,541.81)
11F Reinvesting in Youth	5.98	.....	.....	5.98	.....	5.98
11N Heritage Barn Preservation	.....	.....	.....	.....	.....	.....
11W Water Quality Capital	34,227.10	.....	.....	34,227.10	.....	34,227.10
125 Site Closure	27,251,124.25	27,957.50	81,059.93	27,198,021.82	1,272.00	27,199,293.82
12B Green Energy Incentive	.....	.....	.....	.....	.....	.....
12J Boating Activities	10,000.00	.....	.....	10,000.00	.....	10,000.00
12K Puget Sound Scientific Research	.....	.....	.....	.....	.....	.....
12R Independent Youth Housing	.....	.....	.....	.....	.....	.....
12W Veterans Conservation Corps	.....	.....	.....	.....	.....	.....
14B Budget Stabilization	520,129,056.41	368,323.03	15,348,483.13	505,148,896.31	1,189.84	505,150,086.15
14C Puget Sound Recovery	.....	.....	.....	.....	.....	.....
14H Community Preservation & Development Auth	8,750.00	.....	.....	8,750.00	.....	8,750.00
14L Streamlined Sales & Use Tax Mitigation	8,917,978.93	.....	.....	8,917,978.93	.....	8,917,978.93
15C WA Community Tech Opportunity	.....	.....	.....	.....	.....	.....
15F Local Public Safety Enhancement	.....	.....	.....	.....	.....	.....
15J Building Communities	.....	.....	.....	.....	.....	.....

# RECEIPTS AND DISBURSEMENTS FOR TREASURY FUNDS

		April 1, 2016	April 2016		April 30, 2016		
		Beginning Book Balance	Plus Receipts	Less Disbursements	Ending Book Balance	Outstanding Warrants	Ending Cash Balance
<b>GENERAL FUND (Continued)</b>							
15K	Columbia River Water Delivery	\$ 16,173.66	\$ .....	\$ .....	\$ 16,173.66	\$ .....	\$ 16,173.66
15R	Evergreen Job Training	.....	.....	.....	.....	.....	.....
16V	Water Rights Processing	442,157.63	.....	5,950.06	436,207.57	.....	436,207.57
177	Judicial Retirement Administrative	.....	.....	.....	.....	.....	.....
17C	Opportunity Express Account	62,171.42	.....	.....	62,171.42	.....	62,171.42
17E	State Efficiency and Restructuring	.....	.....	.....	.....	.....	.....
17F	Washington Opportunity Pathways	74,904,089.16	8,812,608.19	29,609,904.31	54,106,793.04	.....	54,106,793.04
17K	Basic Health Plan Stabilization	.....	.....	.....	.....	.....	.....
18H	Opportunity Expansion	6,000,326.64	.....	.....	6,000,326.64	.....	6,000,326.64
18T	Child and Family Reinvestment	2,303,466.29	.....	(494.35)	2,303,960.64	.....	2,303,960.64
19K	Yakima Integrated Plan Implementation	.....	.....	.....	.....	.....	.....
19L	Charter Schools Oversight	.....	.....	.....	.....	.....	.....
19N	Diesel Idle Reduction	.....	.....	.....	.....	.....	.....
20C	Yakima Integrated Plan Implementation Taxable Bond	.....	.....	.....	.....	.....	.....
20F	Invest in Washington	.....	.....	.....	.....	.....	.....
20L	Early Start	.....	.....	.....	.....	.....	.....
20S	Behavioral Health Innovation	.....	.....	.....	.....	.....	.....
21B	Chehalis Basin	.....	.....	.....	.....	.....	.....
21D	Dairy Nutrient Infrastructure	.....	.....	.....	.....	.....	.....
244	Habitat Conservation	6,790,510.71	7,382.20	18,539.77	6,779,353.14	.....	6,779,353.14
253	Education Construction	7,111,861.28	5,035.75	.....	7,116,897.03	.....	7,116,897.03
285	Growth Management Planning and Environmental Review	.....	.....	.....	.....	.....	.....
291	Education Savings	.....	.....	.....	.....	.....	.....
355	State Taxable Building Construction	6,609,070.50	.....	3,262,176.44	3,346,894.06	.....	3,346,894.06
359	School Constr & Skill Ctrs Bldg	626,534.43	.....	.....	626,534.43	.....	626,534.43
489	Pension Funding Stabilization	.....	.....	.....	.....	.....	.....
548	LEOFF System Plan 2 Expense	49,123.57	100,274.77	93,506.34	55,892.00	427.83	56,319.83
563	Columbia River Crossing Project	.....	.....	.....	.....	.....	.....
565	Yakima Integrated Plan Implementation Revenue Recovery	.....	.....	.....	.....	.....	.....
828	Tobacco Prevention and Control	1,717,177.91	1,217.17	8,186.30	1,710,208.78	.....	1,710,208.78
830	Agricultural College Trust Management	1,280,911.36	.....	158,875.61	1,122,035.75	340.90	1,122,376.65
<b>TOTAL GENERAL FUND</b>		<b>\$ 684,513,859.65</b>	<b>\$ 3,198,873,014.83</b>	<b>\$ 3,503,830,680.53</b>	<b>\$ 379,556,193.95</b>	<b>\$ 31,817,512.83</b>	<b>\$ 411,373,706.78</b>
<b>SPECIAL REVENUE FUNDS</b>							
002	Hospital Data Collection	\$ 113,705.92	\$ .....	\$ 12,189.85	\$ 101,516.07	\$ .....	\$ 101,516.07
003	Architects' License	893,466.88	36,963.50	45,634.16	884,796.22	1,732.64	886,528.86
007	Winter Recreational Program	1,667,993.56	45,702.00	36,784.61	1,676,910.95	342.26	1,677,253.21
014	Forest Development	9,395,512.30	609.46	992,467.47	8,403,654.29	15,081.46	8,418,735.75
01B	ORV & Non-Highway Vehicle Account	1,113,918.98	525,916.93	278,384.66	1,361,451.25	4,749.45	1,366,200.70
01M	Snowmobile	3,099,825.50	64,286.73	143,274.69	3,020,837.54	19,190.16	3,040,027.70

# RECEIPTS AND DISBURSEMENTS FOR TREASURY FUNDS

		April 1, 2016	April 2016		April 30, 2016		
		Beginning Book Balance	Plus Receipts	Less Disbursements	Ending Book Balance	Outstanding Warrants	Ending Cash Balance
<b>SPECIAL REVENUE FUNDS (Continued)</b>							
024	Professional Engineers'	\$ 2,088,246.15	\$ 176,632.00	\$ 139,136.40	\$ 2,125,741.75	\$ 1,954.60	\$ 2,127,696.35
026	Real Estate Commission	4,460,286.33	402,568.34	412,229.12	4,450,625.55	7,203.35	4,457,828.90
027	Reclamation	3,248,830.57	117,134.16	183,126.76	3,182,837.97	44,380.00	3,227,217.97
02A	Surveys and Maps	1,031,540.52	50,457.43	50,004.77	1,031,993.18	8.68	1,032,001.86
02G	Health Professions	22,375,081.74	4,627,175.72	4,420,834.75	22,581,422.71	54,130.20	22,635,552.91
02H	Business Enterprises Revolving	569,339.24	88,024.89	72,378.84	584,985.29	2,579.35	587,564.64
02J	Certified Public Accountants'	3,365,027.10	567,350.59	93,474.93	3,838,902.76	2,702.02	3,841,604.78
02K	Death Investigations	2,542,575.84	570,288.70	255,610.96	2,857,253.58	4,217.46	2,861,471.04
02M	Essential Rail Assistance	716,384.59	78,282.89	18,787.26	775,880.22	9,077.45	784,957.67
02N	Parkland Acquisition	34,891.57	.....	.....	34,891.57	.....	34,891.57
02R	Aquatic Lands Enhancement	9,734,026.36	632.30	761,872.46	8,972,786.20	41,116.23	9,013,902.43
02W	Timber Tax Distribution	467,955.97	5,169,973.58	211,585.33	5,426,344.22	14,213.45	5,440,557.67
030	Landowner Contingency Forest Fire Suppression	4,445,479.14	13.78	(22,208.50)	4,467,701.42	.....	4,467,701.42
039	Aeronautics	2,151,114.92	234,125.45	235,221.81	2,150,018.56	37,618.24	2,187,636.80
03B	Asbestos	1,092,468.26	40,345.00	32,773.80	1,100,039.46	.....	1,100,039.46
03C	Emergency Medical Services and Trauma Care System Trust	7,862,381.14	1,114,974.67	321,877.49	8,655,478.32	94,159.50	8,749,637.82
03F	Enhanced 911	9,677,211.22	2,176,961.75	2,848,211.02	9,005,961.95	32,645.20	9,038,607.15
03N	Business License	9,661,867.09	1,955,892.58	1,658,383.05	9,959,376.62	58,103.18	10,017,479.80
03P	Fire Service Trust	430,883.48	7,705.00	525.65	438,062.83	5.00	438,067.83
03R	Safe Drinking Water	4,463,050.91	13,174.30	258,344.17	4,217,881.04	26.61	4,217,907.65
041	Resource Management Cost	23,342,129.95	19,350.77	3,500,926.75	19,860,553.97	19,243.98	19,879,797.95
042	Charitable, Educational, Penal, and Reformatory Institutions	5,203,889.16	3,832.26	351,508.57	4,856,212.85	6,739.40	4,862,952.25
044	Waste Reduction, Recycling, and Litter Control	2,590,696.67	632,714.88	436,452.15	2,786,959.40	642.75	2,787,602.15
045	State Vehicle Parking	512,317.12	416,530.23	302,865.36	625,981.99	21,311.17	647,293.16
048	Marine Fuel Tax Refund	298,968.15	12,386.40	14,216.54	297,138.01	2,401.45	299,539.46
04E	Uniform Commercial Code	1,975,763.53	75,538.60	71,566.66	1,979,735.47	.....	1,979,735.47
04H	Surface Mining Reclamation	1,129,355.53	47.69	17,332.27	1,112,070.95	.....	1,112,070.95
04M	Recreational Fisheries Enhancement	978,141.51	370,702.29	173,634.45	1,175,209.35	90.67	1,175,300.02
04R	Drinking Water Assistance	31,238,090.14	7,862,429.15	5,144,260.12	33,956,259.17	25,336.26	33,981,595.43
04V	Vehicle License Fraud	57,313.31	6,066.25	9,598.77	53,780.79	56.12	53,836.91
04W	Waterworks Operator Certification	1,231,711.77	10,472.00	62,450.93	1,179,732.84	1,338.14	1,181,070.98
058	Public Works Assistance	(40,099,495.51)	7,408,284.49	1,009,534.46	(33,700,745.48)	538.59	(33,700,206.89)
05H	Disaster Response	(9,081,518.63)	1,450,355.63	(10,874,982.88)	3,243,819.88	892,834.79	4,136,654.67
05R	Drinking Water Assistance Administrative	5,390,546.42	6,828.63	34,645.06	5,362,729.99	.....	5,362,729.99
05W	State Drought Preparedness	11,721,757.81	60.00	543,825.78	11,177,992.03	56,500.00	11,234,492.03
06A	Salmon Recovery	23,102.84	.....	.....	23,102.84	.....	23,102.84
06G	Real Estate Appraiser Commission	565,849.88	61,557.21	73,723.22	553,683.87	70.95	553,754.82
06K	Lead Paint	149,553.97	5,835.00	20,346.82	135,042.15	.....	135,042.15
06L	Business and Professions	5,811,198.75	803,702.12	651,290.30	5,963,610.57	15,765.77	5,979,376.34
06R	Real Estate Research	1,164,233.40	16,630.00	182.00	1,180,681.40	110.00	1,180,791.40

# RECEIPTS AND DISBURSEMENTS FOR TREASURY FUNDS

		April 1, 2016	April 2016		April 30, 2016		
		Beginning Book Balance	Plus Receipts	Less Disbursements	Ending Book Balance	Outstanding Warrants	Ending Cash Balance
<b>SPECIAL REVENUE FUNDS (Continued)</b>							
06T	License Plate Technology	\$ 355,493.21	\$ 152,064.39	\$ 37,591.47	\$ 469,966.13	\$ 15.74	\$ 469,981.87
071	Warm Water Game Fish	9,947.89	331,224.48	133,616.57	207,555.80	427.74	207,983.54
07C	Vessel Response	229,010.35	800.00	.....	229,810.35	.....	229,810.35
07R	Drinking Water Assistance Repayment	13,953,339.59	11,039.15	1,704,842.15	12,259,536.59	.....	12,259,536.59
07W	Domestic Violence Prevention	1,246,177.36	111,796.24	50,728.33	1,307,245.27	.....	1,307,245.27
080	Grade Crossing Protective	435,333.39	308.25	21,019.17	414,622.47	.....	414,622.47
081	State Patrol Highway	46,255,144.05	19,741,843.89	17,355,530.21	48,641,457.73	175,302.55	48,816,760.28
082	Motorcycle Safety Education	1,926,933.98	202,961.86	231,509.69	1,898,386.15	11,670.78	1,910,056.93
084	Building Code Council	112,813.76	55,533.51	37,225.25	131,122.02	.....	131,122.02
086	Fire Service Training	5,071,486.77	71,753.67	373,360.87	4,769,879.57	53,395.90	4,823,275.47
087	Park Land Trust Revolving	1,749,344.78	129,983.11	191,951.35	1,687,376.54	35,843.95	1,723,220.49
08A	Education Legacy Trust	79,318,397.72	19,274,078.32	9,101,328.55	89,491,147.49	90,208.96	89,581,356.45
08G	Flexible Spending Administrative	2,645,181.61	64,350.02	116,282.08	2,593,249.55	.....	2,593,249.55
08H	Military Department Rental and Lease	1,499,174.26	15,779.09	11,685.57	1,503,267.78	692.75	1,503,960.53
08K	Problem Gambling	301,402.95	157,356.77	27,263.87	431,495.85	.....	431,495.85
08M	Small City Pavement and Sidewalk	2,007,514.01	74,973.95	96.79	2,082,391.17	.....	2,082,391.17
08R	Waste Tire Removal	3,305,540.03	346,498.60	61,073.85	3,590,964.78	.....	3,590,964.78
094	Transportation Infrastructure	5,649,813.30	66,012.34	2,136.21	5,713,689.43	.....	5,713,689.43
095	Electrical License	9,813,303.74	2,031,726.87	1,921,226.82	9,923,803.79	14,844.23	9,938,648.02
096	Highway Infrastructure	1,256,024.91	889.37	23,259.32	1,233,654.96	.....	1,233,654.96
097	Recreational Vehicle	2,363,722.19	80,703.18	34,404.79	2,410,020.58	6.00	2,410,026.58
099	Puget Sound Capital Construction	11,986,923.96	7,660,036.97	7,045,965.73	12,600,995.20	49,924.21	12,650,919.41
09E	Freight Mobility Investment	9,364,575.39	246,881.89	.....	9,611,457.28	.....	9,611,457.28
09F	High-Occupancy Toll Lanes Operations	3,396,332.86	1,600.02	(60,396.19)	3,458,329.07	.....	3,458,329.07
09H	Transportation Partnership	365,152,231.19	755,589.35	41,027,675.24	324,880,145.30	250,591.56	325,130,736.86
09M	Aquatic Invasive Species Enforcement	381,534.56	14,629.00	8,347.70	387,815.86	.....	387,815.86
09N	Aquatic Invasive Species Prevention	168,282.40	43,886.99	37,380.67	174,788.72	383.59	175,172.31
09P	City-County Assistance	.....	1,170,721.46	260.62	1,170,460.84	181.14	1,170,641.98
09T	Washington Main Street Trust Fund	57,194.34	.....	.....	57,194.34	.....	57,194.34
102	Rural Arterial Trust	17,852,802.45	1,597,264.65	275,281.81	19,174,785.29	.....	19,174,785.29
104	State Wildlife	18,550,257.60	9,160,009.58	4,709,408.27	23,000,858.91	93,943.54	23,094,802.45
106	Highway Safety	37,417,199.90	8,114,887.81	7,778,974.51	37,753,113.20	158,851.38	37,911,964.58
107	Liquor Excise Tax	9,995,675.83	308,189.43	7,499,568.46	2,804,296.80	.....	2,804,296.80
108	Motor Vehicle	195,874,465.06	68,007,726.14	69,675,458.15	194,206,733.05	2,814,450.59	197,021,183.64
109	Puget Sound Ferry Operations	28,067,160.97	19,685,677.13	19,953,546.48	27,799,291.62	398,542.62	28,197,834.24
10A	Aquatic Algae Control	259,018.20	29,257.99	4,061.40	284,214.79	.....	284,214.79
10B	Home Security Fund	2,843,845.54	1,638,518.68	797,004.40	3,685,359.82	102,702.00	3,788,061.82
10G	Water Rights Tracking System	445,112.37	2,803.07	.....	447,915.44	.....	447,915.44
110	Special Wildlife	3,764,525.47	202,303.22	(1,120,305.79)	5,087,134.48	5,960.37	5,093,094.85
111	Public Service Revolving	8,570,168.02	12,628,042.86	1,709,058.30	19,489,152.58	404,129.53	19,893,282.11

# RECEIPTS AND DISBURSEMENTS FOR TREASURY FUNDS

	April 1, 2016		April 2016		April 30, 2016		
	Beginning Book Balance		Plus Receipts	Less Disbursements	Ending Book Balance	Outstanding Warrants	Ending Cash Balance
<b>SPECIAL REVENUE FUNDS (Continued)</b>							
113 Common School Construction	\$ 86,497,518.79		\$ 964,043.72	\$ (4,722,480.47)	\$ 92,184,042.98	\$ 33,481.55	\$ 92,217,524.53
116 Basic Data	46,460.00				46,460.00		46,460.00
119 Unemployment Compensation Administration	(61,091.79)		12,729,013.52	12,730,438.11	(62,516.38)	2,044,984.38	1,982,468.00
11B Regional Mobility Grant Program	37,052,932.86		804,299.25	2,642,560.99	35,214,671.12		35,214,671.12
11E Freight Mobility Multimodal	6,917,175.23		245,147.84		7,162,323.07		7,162,323.07
11H Forest and Fish Support	5,875,978.27		398,197.20	276,623.72	5,997,551.75		5,997,551.75
11K Washington Auto Theft Prevention Authority	(421,454.25)		612,313.66	332,766.67	(141,907.26)		(141,907.26)
120 Administrative Contingency	13,458,081.01		1,061,954.48	401,814.36	14,118,221.13	855.62	14,119,076.75
12C Affordable Housing For All	5,978,258.17		388,490.08	411,430.17	5,955,318.08		5,955,318.08
12M Charitable Organization Education	1,317,220.62		19,760.00	70.00	1,336,910.62	30.00	1,336,940.62
12T Traumatic Brain Injury	1,853,341.11		117,382.59	119,913.90	1,850,809.80	277.72	1,851,087.52
134 Employment Services Administrative	21,262,430.56		447,106.07	1,021,889.29	20,687,647.34	2,714.00	20,690,361.34
138 Insurance Commissioner's Regulatory	14,416,787.67		36,788.61	2,108,882.51	12,344,693.77	6,320.48	12,351,014.25
144 Transportation Improvement	44,188,162.10		7,487,789.63	6,701,949.99	44,974,001.74	251.76	44,974,253.50
146 Firearms Range	1,208,288.05		41,883.00		1,250,171.05	9.00	1,250,180.05
14A Wildlife Rehabilitation	575,807.02		17,052.48	14,131.21	578,728.29		578,728.29
14G Ballast Water Management	23,000.00				23,000.00		23,000.00
14M Financial Fraud & ID Theft	724,143.12		77,310.00	4,679.64	796,773.48		796,773.48
14R Military Active State Service							
14V Ignition Interlock Device	2,365,276.12		403,400.00	117,812.53	2,650,863.59	41,576.56	2,692,440.15
150 Low-Income Weatherization/ Structural Rehabilitation Assistance	2,280,699.51		1,591.90	1,902.59	2,280,388.82		2,280,388.82
153 Rural Mobility Grant Program	4,988,044.66		431,837.98	556,270.46	4,863,612.18	39,073.00	4,902,685.18
154 New Motor Vehicle Arbitration	2,152,647.04		59,436.00	41,580.31	2,170,502.73	3.00	2,170,505.73
158 Aquatic Land Dredged Material Disposal Site	390,784.39		7.42		390,791.81		390,791.81
159 Parks Improvement	795,684.87		25,159.20	5,454.19	815,389.88	818.29	816,208.17
15H Cleanup Settlement	56,681,219.90		40,804.73	318,903.20	56,403,121.43	361.55	56,403,482.98
15M Biotoxin	152,279.25		256,566.86	94,692.67	314,153.44	628.13	314,781.57
15P Energy Recovery Act	4,700,853.69		14,634.82		4,715,488.51		4,715,488.51
160 Wood Stove Education and Enforcement	609,910.21		13,230.00	7,775.42	615,364.79	6,105.62	621,470.41
162 Farm Labor Contractor	57,552.23		645.00		58,197.23		58,197.23
167 Natural Resources Conservation Areas Stewardship	254,403.74		1.06	(19,613.50)	274,018.30		274,018.30
16A Judicial Stabilization Trust	1,663,811.74		484,697.69	120,620.29	2,027,889.14	799.05	2,028,688.19
16J SR 520 Corridor	71,968,325.90		(2,998,146.13)	17,836,224.70	51,133,955.07	18,908.99	51,152,864.06
16M Appraisal Management Company	428,127.72		6,000.00	9,077.06	425,050.66		425,050.66
16P Marine Resources Stewardship Trust	1,694,369.22		1,216.68	25,352.47	1,670,233.43		1,670,233.43
16W Hospital Safety Net Assessment	148,654,641.25		12,550,608.51	30,444,373.64	130,760,876.12		130,760,876.12
172 Basic Health Plan Trust	306,566.58				306,566.58		306,566.58
173 State Toxics Control	22,102,133.81		5,602,080.76	6,320,777.45	21,383,437.12	103,748.46	21,487,185.58
174 Local Toxics Control	23,447,368.26		3,848,875.01	2,550,222.93	24,746,020.34	322.16	24,746,342.50
176 Water Quality Permit	13,980,065.20		39,938.08	1,600,938.78	12,419,064.50	7,164.95	12,426,229.45

# RECEIPTS AND DISBURSEMENTS FOR TREASURY FUNDS

	April 1, 2016		April 2016		April 30, 2016	
	Beginning Book Balance	Plus Receipts	Less Disbursements	Ending Book Balance	Outstanding Warrants	Ending Cash Balance
<b>SPECIAL REVENUE FUNDS (Continued)</b>						
17B Home Visiting Services	\$ 3,995,122.84	\$ 886,647.89	\$ 1,064,695.16	\$ 3,817,075.57	\$ .....	\$ 3,817,075.57
17N Complete Streets Grant Program	170.00	.....	.....	170.00	.....	170.00
17P SR520 Civil Penalties	14,668,527.58	(46,514.48)	864,727.72	13,757,285.38	13,158.00	13,770,443.38
17T Health Benefit Exchange	(776,973.08)	3,121,719.64	1,412,030.61	932,715.95	.....	932,715.95
17W Limousine Carriers	30,663.47	1,316.40	.....	31,979.87	.....	31,979.87
182 Underground Storage Tank	1,020,630.01	111,200.06	146,766.27	985,063.80	.....	985,063.80
186 County Arterial Preservation	944,127.13	1,255,087.51	1,318,810.77	880,403.87	.....	880,403.87
18J Capital Vessel Replacement	9,610,336.65	(5,742,335.16)	105.00	3,867,896.49	32.00	3,867,928.49
18L Hydraulic Project Approval	163,722.66	34,350.00	33,327.21	164,745.45	1,050.00	165,795.45
199 Biosolids Permit	1,298,451.27	55,622.42	77,051.62	1,277,022.07	6.14	1,277,028.21
19A Medicaid Fraud Penalty	2,560,525.83	161.06	320,465.61	2,240,221.28	837.00	2,241,058.28
19C Forest Practice Application	788,754.18	16.96	18,318.46	770,452.68	200.00	770,652.68
19G Environmental Legacy Stewardship	91,870,000.42	(49,254.57)	1,969,437.70	89,851,308.15	14,094.95	89,865,403.10
19T DOL Technology Improvement and Data Management	289,821.44	38,542.58	(128.10)	328,492.12	.....	328,492.12
200 Regional Fisheries Enhancement Salmonid Recovery	(58,266.23)	233,687.79	84,193.55	91,228.01	.....	91,228.01
201 Department of Licensing Services	1,061,139.17	304,808.83	222,730.65	1,143,217.35	31.47	1,143,248.82
202 Medical Test Site Licensure	214,961.50	8,005.60	531,342.54	(308,375.44)	682.00	(307,693.44)
203 Passenger Ferry	27.39	.....	.....	27.39	.....	27.39
204 Volunteer Fire Fighters' and Reserve Officers' Administrative	1,593,515.78	1,139.31	28,060.37	1,566,594.72	825.09	1,567,419.81
207 Hazardous Waste Assistance	658,347.74	(10,870.47)	221,742.83	425,734.44	1,329.88	427,064.32
20B Brownfield Redevelopment Trust Fund	.....	.....	.....	.....	.....	.....
20H Connecting Washington	140,366,793.40	31,328,842.91	3,547,842.81	168,147,793.50	10,367.33	168,158,160.83
20J Electric Vehicle Charging Infrastructure	250,253.45	125,177.20	.....	375,430.65	.....	375,430.65
20M Puget Sound Taxpayer Accountability	.....	.....	.....	.....	.....	.....
20N Transportation Future Funding Program	.....	.....	.....	.....	.....	.....
20R Radioactive Mixed Waste	1,400,689.10	1,754,000.36	641,566.62	2,513,122.84	1,894.47	2,515,017.31
20T PLIA Underground Storage Tank Revolving	.....	.....	.....	.....	.....	.....
20V Economic Gardening Pilot Project	.....	.....	.....	.....	.....	.....
215 Special Category C	6,119,700.05	(1,182,435.92)	.....	4,937,264.13	.....	4,937,264.13
216 Air Pollution Control	1,897,556.72	101,698.31	175,076.99	1,824,178.04	862.23	1,825,040.27
217 Oil Spill Prevention	5,759,473.79	256,117.57	428,161.16	5,587,430.20	19,203.44	5,606,633.64
218 Multimodal Transportation	59,451,061.92	39,902,846.54	29,351,144.19	70,002,764.27	176,304.87	70,179,069.14
222 Freshwater Aquatic Weeds	696,109.54	75,361.49	17,782.35	753,688.68	44.67	753,733.35
223 State Oil Spill Response	7,516,918.60	64,934.31	20,223.05	7,561,629.86	.....	7,561,629.86
234 Public Works Administration	11,989,093.92	344,989.26	213,127.24	12,120,955.94	1,947.82	12,122,903.76
235 Youth Tobacco & Vapor Product Prevention	961,307.80	50,889.26	31,853.25	980,343.81	270.00	980,613.81
237 Recreation Access Pass	1,576,870.58	1,076,316.14	305.00	2,652,881.72	60.00	2,652,941.72
260 University of Washington Operating Fees	2.95	.....	.....	2.95	.....	2.95
262 Manufactured Home Installation Training	313,184.18	17,938.75	20,248.56	310,874.37	416.80	311,291.17
263 Community and Economic Development Fee	1,993,836.70	24,540.00	53,621.55	1,964,755.15	.....	1,964,755.15

# RECEIPTS AND DISBURSEMENTS FOR TREASURY FUNDS

	April 1, 2016	April 2016		April 30, 2016		
	Beginning Book Balance	Plus Receipts	Less Disbursements	Ending Book Balance	Outstanding Warrants	Ending Cash Balance
<b>SPECIAL REVENUE FUNDS (Continued)</b>						
267 Recreation Resources	\$ 8,633,691.32	\$ 639,795.87	\$ 949,829.41	\$ 8,323,657.78	\$ 31,337.81	\$ 8,354,995.59
268 Nonhighway and Off-Road Vehicle Activities (NOVA) Program	4,584,910.12	901,610.51	165,519.65	5,321,000.98	.....	5,321,000.98
269 Parks Renewal and Stewardship	31,567,093.47	5,195,727.34	4,605,968.29	32,156,852.52	88,438.04	32,245,290.56
271 Washington State University Operating Fees	.....	.....	.....	.....	.....	.....
275 Central Washington University Operating Fees	.....	.....	.....	.....	.....	.....
277 State Agency Parking	206,661.02	9,722.90	1,246.81	215,137.11	300.00	215,437.11
296 Columbia River Basin Water Supply Rev Recovery	2,084,056.68	1,475.67	.....	2,085,532.35	.....	2,085,532.35
315 Dedicated Marijuana Fund	119,287,197.36	17,501,306.14	12,114,487.04	124,674,016.46	89,558.74	124,763,575.20
319 Public Health Supplemental	1,795,432.78	18,279.42	45,500.04	1,768,212.16	.....	1,768,212.16
404 State Treasurer's Service	8,115,706.23	1,487,633.14	709,495.88	8,893,843.49	3,287.78	8,897,131.27
408 Coastal Protection	937,437.26	7,625.18	60,473.11	884,589.33	.....	884,589.33
441 Local Government Archives	1,300,469.21	304,468.84	344,489.96	1,260,448.09	3,192.89	1,263,640.98
500 Perpetual Surveillance and Maintenance	45,422,812.90	32,162.86	.....	45,454,975.76	.....	45,454,975.76
507 Oyster Reserve Land	502,382.16	366.41	28,180.69	474,567.88	119.94	474,687.82
511 Tacoma Narrows Toll Bridge	17,300,640.83	(5,518,846.28)	(4,626,965.13)	16,408,759.68	.....	16,408,759.68
513 Derelict Vessel Removal	419,493.47	101,371.04	45,862.13	475,002.38	241.40	475,243.78
532 Washington Housing Trust	14,572,823.26	389,884.10	234,550.07	14,728,157.29	4,215.56	14,732,372.85
535 Alaskan Way Viaduct Replacement Project	.....	.....	.....	.....	.....	.....
549 Election	3,828,214.36	2,711.19	(11,716.57)	3,842,642.12	.....	3,842,642.12
550 Transportation 2003	30,288,617.70	10,463,479.51	7,004,059.21	33,748,038.00	63,473.65	33,811,511.65
562 Skilled Nursing Facility Safety Net Trust	5,286,426.73	2,459.53	172,454.73	5,116,431.53	.....	5,116,431.53
564 Water Pollution Control Revolving Administration	1,930,682.57	34,333.44	5,111.98	1,959,904.03	.....	1,959,904.03
566 Community Forest Trust	44,815.74	24.22	(1,764.00)	46,603.96	.....	46,603.96
571 Multiuse Roadway Safety	78,795.72	6,924.89	1,230.89	84,489.72	.....	84,489.72
595 I-405 Express Toll Lanes Operations	7,927,511.13	(106,682.39)	(1,955,557.78)	9,776,386.52	.....	9,776,386.52
600 Department of Retirement Systems Expense	12,333,575.42	2,903,002.69	5,313,085.17	9,923,492.94	7,407.57	9,930,900.51
689 Rural Washington Loan	9,262,539.24	6,558.98	33,402.49	9,235,695.73	.....	9,235,695.73
727 Water Pollution Control Revolving	219,769,823.27	7,205,511.87	12,251,127.59	214,724,207.55	718.80	214,724,926.35
733 Capitol Campus Reserve	(3,320,607.20)	212,583.34	.....	(3,108,023.86)	.....	(3,108,023.86)
777 Prostitution Prevention and Intervention	78,850.97	600.27	1,701.79	77,749.45	.....	77,749.45
785 State Educational Trust Fund	5,680,713.75	29,023.27	708.48	5,709,028.54	244.31	5,709,272.85
818 Youth Athletic Facility	186,009.37	131.71	.....	186,141.08	.....	186,141.08
825 Tobacco Settlement	.....	.....	.....	.....	.....	.....
874 OASI Revolving	157,678.45	109,767.23	11,014.81	256,430.87	9.69	256,440.56
887 Public Facilities Construction Loan Revolving	20,971,385.05	(24,762.35)	112,259.75	20,834,362.95	.....	20,834,362.95
888 Deferred Compensation Administrative	2,183,115.63	(52,789.27)	688,943.39	1,441,382.97	292.86	1,441,675.83
893 Radiation Perpetual Maintenance	336,975.46	238.60	.....	337,214.06	.....	337,214.06
<b>TOTAL SPECIAL REVENUE FUNDS</b>	<b>\$ 2,589,129,270.72</b>	<b>\$ 373,659,583.77</b>	<b>\$ 368,978,071.41</b>	<b>\$ 2,593,810,783.08</b>	<b>\$ 8,995,177.13</b>	<b>\$ 2,602,805,960.21</b>



# RECEIPTS AND DISBURSEMENTS FOR TREASURY FUNDS

		April 1, 2016	April 2016			April 30, 2016	
		Beginning Book Balance	Plus Receipts	Less Disbursements	Ending Book Balance	Outstanding Warrants	Ending Cash Balance
<b>DEBT SERVICE FUNDS</b>							
303	Highway Bond Retirement	\$ 132,053,106.82	\$ 59,433,145.84	\$ .....	\$ 191,486,252.66	\$ .....	\$ 191,486,252.66
304	Ferry Bond Retirement	9,653,277.69	1,255,978.87	.....	10,909,256.56	.....	10,909,256.56
305	Transportation Improvement Board Bond Retirement	3,607,945.16	676,547.53	.....	4,284,492.69	.....	4,284,492.69
347	Washington State University Bond Retirement	18,836,827.08	(2,199,356.23)	4,705,047.48	11,932,423.37	.....	11,932,423.37
348	University of Washington Bond Retirement	8,328,500.77	174,629.26	197,211.81	8,305,918.22	.....	8,305,918.22
380	Debt-Limit General Fund Bond Retirement	10,325.66	.....	.....	10,325.66	.....	10,325.66
381	Debt-Limit Reimbursable Bond Retirement	.....	.....	.....	.....	.....	.....
382	Nondebt-Limit General Fund Bond Retirement	.....	.....	.....	.....	.....	.....
383	Nondebt-Limit Reimbursable Bond Retirement	803.04	.....	.....	803.04	.....	803.04
384	Nondebt-Limit Proprietary Appropriated Bond Retirement	.....	.....	.....	.....	.....	.....
385	Nondebt-Limit Proprietary Nonappropriated Bond Retirement	.....	.....	.....	.....	.....	.....
386	Nondebt-Limit Revenue Bond Retirement	.....	.....	.....	.....	.....	.....
389	Toll Facility Bond Retirement	9,176,023.89	2,257,046.32	.....	11,433,070.21	.....	11,433,070.21
<b>TOTAL DEBT SERVICE FUNDS</b>		<b>\$ 181,666,810.11</b>	<b>\$ 61,597,991.59</b>	<b>\$ 4,902,259.29</b>	<b>\$ 238,362,542.41</b>	<b>\$ .....</b>	<b>\$ 238,362,542.41</b>
<b>CAPITAL PROJECTS FUNDS</b>							
01L	Higher Education Construction	\$ .....	\$ .....	\$ .....	\$ .....	\$ .....	\$ .....
036	Capitol Building Construction	(493,683.41)	(1,029.99)	(508,087.89)	13,374.49	.....	13,374.49
056	State Higher Education Construction	2,320.83	1.64	.....	2,322.47	.....	2,322.47
057	State Building Construction	299,534,178.23	(390,436.88)	74,848,820.82	224,294,920.53	714,386.55	225,009,307.08
060	Community and Technical College Capital Projects	30,361,638.54	4,072,511.63	2,423,938.20	32,010,211.97	.....	32,010,211.97
061	Eastern Washington University Capital Projects	7,502,449.42	1,007,170.87	344,482.52	8,165,137.77	.....	8,165,137.77
062	Washington State University Building	981,440.18	4,016,163.08	2,208,443.86	2,789,159.40	.....	2,789,159.40
063	Central Washington University Capital Projects	4,104,675.66	252,356.66	(3,542.48)	4,360,574.80	.....	4,360,574.80
064	University of Washington Building	11,388,686.12	43,657.00	2,481,834.87	8,950,508.25	.....	8,950,508.25
065	Western Washington University Capital Projects	4,215,477.85	252,666.86	46,564.40	4,421,580.31	.....	4,421,580.31
066	The Evergreen State College Capital Projects	2,704,234.94	251,271.73	235,255.28	2,720,251.39	.....	2,720,251.39
075	State Social and Health Services Construction	5,371.39	.....	.....	5,371.39	.....	5,371.39
18B	Columbia River Basin Tax Bond Water Supply Development	(4,336,552.51)	(4,141.40)	1,117,422.12	(5,458,116.03)	.....	(5,458,116.03)
245	Public Safety Reimbursable Bond	4.12	.....	.....	4.12	.....	4.12
246	Community and Technical College Forest Reserve	1,757,645.11	.....	.....	1,757,645.11	.....	1,757,645.11
289	Thurston County Capital Facilities	4,378,921.72	347,404.93	41,625.03	4,684,701.62	.....	4,684,701.62
357	Gardner-Evans Higher Education Construction	25,021.74	.....	(29,676.63)	54,698.37	.....	54,698.37
364	Military Department Capital	2,586,791.70	.....	264,044.64	2,322,747.06	11,911.14	2,334,658.20
<b>TOTAL CAPITAL PROJECTS FUNDS</b>		<b>\$ 364,718,621.63</b>	<b>\$ 9,847,596.13</b>	<b>\$ 83,471,124.74</b>	<b>\$ 291,095,093.02</b>	<b>\$ 726,297.69</b>	<b>\$ 291,821,390.71</b>
<b>PERMANENT FUNDS</b>							
04B	Natural Resources Real Property Replacement	\$ 5,582,961.72	\$ 3,614.99	\$ .....	\$ 5,586,576.71	\$ .....	\$ 5,586,576.71
601	Agricultural Permanent	923,117.68	(0.01)	493,832.71	429,284.96	.....	429,284.96
603	Millersylvania Park Trust	5,405.94	3.83	.....	5,409.77	.....	5,409.77

# RECEIPTS AND DISBURSEMENTS FOR TREASURY FUNDS

		April 1, 2016	April 2016		April 30, 2016		
		Beginning Book Balance	Plus Receipts	Less Disbursements	Ending Book Balance	Outstanding Warrants	Ending Cash Balance
<b>PERMANENT FUNDS (Continued)</b>							
604	Normal School Permanent	\$ 112,740.07	\$ .....	\$ (403,746.10)	\$ 516,486.17	\$ .....	\$ 516,486.17
605	Permanent Common School	103,042.46	.....	6,553.68	96,488.78	.....	96,488.78
606	Scientific Permanent	327,071.54	(0.01)	19,248.49	307,823.04	.....	307,823.04
607	State University Permanent	185,506.85	(0.01)	18,765.96	166,740.88	.....	166,740.88
851	Developmental Disabilities Community Trust	376,074.70	266.30	.....	376,341.00	.....	376,341.00
<b>TOTAL PERMANENT FUNDS</b>		<b>\$ 7,615,920.96</b>	<b>\$ 3,885.09</b>	<b>\$ 134,654.74</b>	<b>\$ 7,485,151.31</b>	<b>\$ .....</b>	<b>\$ 7,485,151.31</b>
<b>ENTERPRISE FUNDS</b>							
401	Correctional Industries	\$ 11,404,198.74	\$ 7,310,869.02	\$ 7,911,406.22	\$ 10,803,661.54	\$ 218,066.04	\$ 11,021,727.58
407	Secretary of State's Revolving	9,472,425.87	721,489.99	715,159.36	9,478,756.50	438.02	9,479,194.52
578	Lottery Administrative	209,088.11	1,209,786.19	1,123,077.72	295,796.58	16,174.43	311,971.01
608	Accident	2,693,039.60	121,966,655.60	118,704,248.63	5,955,446.57	12,413,754.43	18,369,201.00
609	Medical Aid	3,702,412.01	120,878,975.22	120,694,138.97	3,887,248.26	7,934,832.99	11,822,081.25
610	Accident Reserve	1,618,435.89	64,928,143.02	65,900,110.20	646,468.71	688,751.25	1,335,219.96
881	Supplemental Pension	1,107,788.11	69,880,177.92	68,115,427.29	2,872,538.74	1,442,615.90	4,315,154.64
883	Second Injury	26,579,400.58	404,743.83	125,607.48	26,858,536.93	15,679.76	26,874,216.69
<b>TOTAL ENTERPRISE FUNDS</b>		<b>\$ 56,786,788.91</b>	<b>\$ 387,300,840.79</b>	<b>\$ 383,289,175.87</b>	<b>\$ 60,798,453.83</b>	<b>\$ 22,730,312.82</b>	<b>\$ 83,528,766.65</b>
<b>INTERNAL SERVICE FUNDS</b>							
006	Public Records Efficiency, Preservation & Access	\$ 1,620,038.12	\$ 807,551.04	\$ 397,075.20	\$ 2,030,513.96	\$ 242.43	\$ 2,030,756.39
405	Legal Services Revolving	17,356,580.86	13,792,858.86	10,981,543.89	20,167,895.83	124,502.45	20,292,398.28
410	Transportation Equipment	19,958,996.59	792,340.29	761,933.85	19,989,403.03	107,035.65	20,096,438.68
415	Personnel Service	2,578,258.82	1,213,380.90	441,563.80	3,350,075.92	12,985.96	3,363,061.88
418	State Health Care Authority Administrative	143,563.42	1,221,026.00	1,229,065.07	135,524.35	11,189.22	146,713.57
455	Higher Education Personnel Service	493,574.24	262,921.35	105,709.29	650,786.30	3,782.97	654,569.27
468	OFM Central Service	.....	.....	.....	.....	.....	.....
483	Auditing Services Revolving	1,514,349.47	792,189.36	527,457.64	1,779,081.19	3,784.21	1,782,865.40
484	Administrative Hearings Revolving	(276,229.21)	1,673,533.89	1,374,656.91	22,647.77	11,555.25	34,203.02
<b>TOTAL INTERNAL SERVICE FUNDS</b>		<b>\$ 43,389,132.31</b>	<b>\$ 20,555,801.69</b>	<b>\$ 15,819,005.65</b>	<b>\$ 48,125,928.35</b>	<b>\$ 275,078.14</b>	<b>\$ 48,401,006.49</b>
<b>PENSION TRUST FUNDS</b>							
614	Volunteer Firefighters' Relief and Pension Principal	\$ 13,924,694.76	\$ 89,394.34	\$ 1,956,077.93	\$ 12,058,011.17	\$ 69,061.36	\$ 12,127,072.53
615	State Patrol - Plan 1	890,774.84	5,254,850.59	5,189,207.25	956,418.18	4,682.28	961,100.46
616	Judges' Retirement	567,379.00	125,672.63	36,573.52	656,478.11	.....	656,478.11
630	State Patrol - Plan 2	345,163.81	473,486.20	413,091.69	405,558.32	.....	405,558.32
631	Public Employees' Retirement System Plan 1	10,113,527.85	148,591,341.90	146,855,231.47	11,849,638.28	355,400.31	12,205,038.59
632	Teachers' Retirement System Plan 1	7,756,378.16	94,393,149.62	93,545,790.02	8,603,737.76	155,345.02	8,759,082.78
633	School Employees' Retirement System Combined Plan 2 & 3	3,731,269.60	41,479,134.13	41,404,030.88	3,806,372.85	137,312.52	3,943,685.37
635	Public Safety Employees Retirement System Plan 2	350,916.71	4,614,061.64	4,712,461.94	252,516.41	149,885.64	402,402.05
641	Public Employees' Retirement System Combined Plan 2 & 3	10,874,632.45	201,897,824.05	202,436,927.10	10,335,529.40	1,479,534.38	11,815,063.78
642	Teachers' Retirement System Combined Plan 2 and 3	8,146,798.92	116,825,210.42	115,353,270.46	9,618,738.88	80,821.27	9,699,560.15

# RECEIPTS AND DISBURSEMENTS FOR TREASURY FUNDS

	April 1, 2016	April 2016		April 30, 2016		
	Beginning Book Balance	Plus Receipts	Less Disbursements	Ending Book Balance	Outstanding Warrants	Ending Cash Balance
<b>PENSION TRUST FUNDS (Continued)</b>						
722 Deferred Compensation Principal	\$ 1,438,728.66	\$ 34,628,707.13	\$ 34,649,413.96	\$ 1,418,021.83	\$ .....	\$ 1,418,021.83
729 Judicial Retirement Principal	9,184.90	683,727.96	683,717.16	9,195.70	.....	9,195.70
819 LEOFFS Plan 1 Retirement	2,881,776.54	30,683,922.66	30,015,841.57	3,549,857.63	101,868.14	3,651,725.77
829 LEOFFS Plan 2 Retirement	3,189,155.71	40,186,409.04	40,337,153.48	3,038,411.27	83,656.30	3,122,067.57
882 Washington Judicial Retirement System	6,756,934.48	2,380,200.90	746,573.34	8,390,562.04	.....	8,390,562.04
<b>TOTAL PENSION TRUST FUNDS</b>	<b>\$ 70,977,316.39</b>	<b>\$ 722,307,093.21</b>	<b>\$ 718,335,361.77</b>	<b>\$ 74,949,047.83</b>	<b>\$ 2,617,567.22</b>	<b>\$ 77,566,615.05</b>
<b>AGENCY FUNDS</b>						
01P Suspense	\$ 16,990,769.95	\$ 10,585,629.91	\$ 13,286,158.18	\$ 14,290,241.68	\$ 3,053.21	\$ 14,293,294.89
01R Undistributed Receipts	.....	.....	.....	.....	.....	.....
01T Local Leasehold Excise Tax	741,943.19	45,321.65	(965,554.28)	1,752,819.12	.....	1,752,819.12
034 Local Sales and Use Tax	.....	.....	.....	.....	.....	.....
035 State Payroll Revolving	24,289,978.92	414,062,417.70	428,532,200.52	9,820,196.10	1,481,238.11	11,301,434.21
165 Salary Reduction	2,031,314.35	2,538,432.90	2,923,646.48	1,646,100.77	.....	1,646,100.77
768 Local Real Estate Excise Tax	.....	1,420,351.64	1,420,351.64	.....	.....	.....
795 State Investment Board Commingled Monthly Bond	.....	.....	.....	.....	.....	.....
865 State Investment Board Commingled Trust	.....	25,550.70	25,550.70	.....	.....	.....
877 OASI Contribution	.....	.....	.....	.....	.....	.....
<b>TOTAL AGENCY FUNDS</b>	<b>\$ 44,054,006.41</b>	<b>\$ 428,677,704.50</b>	<b>\$ 445,222,353.24</b>	<b>\$ 27,509,357.67</b>	<b>\$ 1,484,291.32</b>	<b>\$ 28,993,648.99</b>
<b>TOTAL TREASURY FUNDS</b>	<b>\$ 4,042,851,727.09</b>	<b>\$ 5,202,823,511.60</b>	<b>\$ 5,523,982,687.24</b>	<b>\$ 3,721,692,551.45</b>	<b>\$ 68,646,237.15</b>	<b>\$ 3,790,338,788.60</b>

# RECEIPTS AND DISBURSEMENTS FOR TREASURER'S TRUST FUNDS

	April 1, 2016		April 2016		April 30, 2016	
	Beginning Book Balance	Plus Receipts	Less Disbursements	Ending Book Balance	Outstanding Warrants	Ending Cash Balance
<b>GENERAL FUND</b>						
06N Local Tax Administration	\$ .....	\$ .....	\$ .....	\$ .....	\$ .....	\$ .....
07F Commercial Fisheries Buyback	.....	.....	.....	.....	.....	.....
08B Foster Care Endowed Scholarship Trust	15,396.97	10.90	.....	15,407.87	.....	15,407.87
08E Individual Development Account Program	15,489.28	11.79	.....	15,501.07	.....	15,501.07
08N State Financial Aid	2,854,927.71	26,503,873.11	19,508,149.05	9,850,651.77	14,801.25	9,865,453.02
08T Transportation Innovative Partnership	.....	.....	.....	.....	.....	.....
10L Health Insurance Partnership	.....	.....	.....	.....	.....	.....
10V Invasive Species Council	.....	.....	.....	.....	.....	.....
10W Family and Medical Leave Enforcement	.....	.....	.....	.....	.....	.....
11M Poet Laureate	115.55	.....	.....	115.55	.....	115.55
11R Hospital Infection Control Grant	.....	.....	.....	.....	.....	.....
12L Outdoor Education and Recreation Prog	542,103.42	.....	.....	542,103.42	.....	542,103.42
12P Geoduck Aquaculture Research	0.48	.....	.....	0.48	.....	0.48
131 Fair	2,067,904.24	1,465.91	1,959,813.19	109,556.96	204,861.00	314,417.96
132 State Trade Fair	.....	.....	.....	.....	.....	.....
14F Family Leave Insurance	392,499.14	277.92	.....	392,777.06	.....	392,777.06
14N Legislative Oral History	11,620.70	.....	.....	11,620.70	.....	11,620.70
14P Skeletal Human Remains Assistance	357,641.76	.....	5,852.23	351,789.53	.....	351,789.53
15B Food Animal Vet Scholarship	.....	.....	.....	.....	.....	.....
15N Business Assistance	.....	.....	.....	.....	.....	.....
16F Washington State Flag	410.96	.....	.....	410.96	.....	410.96
16K Mortgage Recovery	.....	.....	.....	.....	.....	.....
16R Multiagency Permitting Team	91,564.51	9,897.93	9,084.19	92,378.25	.....	92,378.25
17R Aerospace Training Student Loan	3,373,552.66	31,159.93	56,354.78	3,348,357.81	.....	3,348,357.81
18C Native Education Public-Private Partnership	.....	.....	.....	.....	.....	.....
18F High School Completion	.....	.....	.....	.....	.....	.....
18G Opportunity Scholarship Match Transfer	.....	.....	.....	.....	.....	.....
18K 24/7 Sobriety	10,640.86	91.30	.....	10,732.16	.....	10,732.16
18V Science, Technology, Engineering and Math Education Lighthouse	.....	.....	.....	.....	.....	.....
19J Universal Communications Services	3,275,422.00	.....	.....	3,275,422.00	.....	3,275,422.00
19V Cancer Research Endowment Match Transfer	5,000,000.00	.....	852.10	4,999,147.90	.....	4,999,147.90
290 Savings Incentive	3,763,609.59	.....	6,001.70	3,757,607.89	429.06	3,758,036.95
447 Information Technology Investment Revolving	16,508,892.06	319,000.00	173,338.89	16,654,553.17	.....	16,654,553.17
490 Regional Transportation Investment District	.....	.....	.....	.....	.....	.....
514 Agricultural Conservation Easements	.....	.....	.....	.....	.....	.....
534 Washington Graduate Fellowship Trust	489.80	.....	.....	489.80	.....	489.80
551 Washington Youth and Families	124,634.31	.....	850,000.00	(725,365.69)	.....	(725,365.69)
552 Conservation Assistance Revolving	482,466.05	.....	2,659.00	479,807.05	.....	479,807.05
646 Higher Ed Retirement Plan Supplemental Benefit	19,324.26	1,106,354.14	1,111,154.89	14,523.51	.....	14,523.51
653 Washington Distinguished Professorship Trust	.....	.....	.....	.....	.....	.....

# RECEIPTS AND DISBURSEMENTS FOR TREASURER'S TRUST FUNDS

		April 1, 2016	April 2016		April 30, 2016		
		Beginning Book Balance	Plus Receipts	Less Disbursements	Ending Book Balance	Outstanding Warrants	Ending Cash Balance
<b>GENERAL FUND (Continued)</b>							
743	College Faculty Awards Trust	\$ 186.14	\$ .....	\$ .....	\$ 186.14	\$ .....	\$ 186.14
747	Health Professional Loan Repayment & Scholarship Program	5,675,957.94	958,945.38	464,776.95	6,170,126.37	.....	6,170,126.37
748	Higher Education Coord. Board for Innovation and Quality	.....	.....	.....	.....	.....	.....
781	Cross-State Trail	473.10	.....	.....	473.10	.....	473.10
793	Health Insurance Pool	.....	.....	.....	.....	.....	.....
817	Stadium and Exhibition Center Construction	.....	.....	.....	.....	.....	.....
835	Four Year Student Child Care in Higher Education	37,828.35	.....	11,548.50	26,279.85	.....	26,279.85
837	Washington's Promise Scholarship	7.91	0.01	.....	7.92	.....	7.92
<b>TOTAL GENERAL FUND</b>		<b>\$ 44,623,159.75</b>	<b>\$ 28,931,088.32</b>	<b>\$ 24,159,585.47</b>	<b>\$ 49,394,662.60</b>	<b>\$ 220,091.31</b>	<b>\$ 49,614,753.91</b>
<b>SPECIAL REVENUE FUNDS</b>							
01F	Crime Victims' Compensation	\$ 5,297,284.29	\$ 62,137.26	\$ 14.94	\$ 5,359,406.61	\$ .....	\$ 5,359,406.61
025	Pilotage	1,575,685.15	24,866.05	97,805.39	1,502,745.81	300.00	1,503,045.81
03K	Industrial Insurance Premium Refund	3,467,884.46	6,546.44	140,234.89	3,334,196.01	35.00	3,334,231.01
04F	Real Estate Education Program	667,175.58	1,181.91	525.16	667,832.33	.....	667,832.33
06H	Oral History, State Library, and Archives	31,632.78	7,985.81	9,042.22	30,576.37	.....	30,576.37
06J	Securities Prosecution	729,833.99	(168,608.28)	284.60	560,941.11	284.60	561,225.71
07A	Mortgage Lending Fraud Prosecution	395,263.82	26,239.80	45,349.00	376,154.62	.....	376,154.62
07B	Organ and Tissue Donation Awareness	90,688.56	32,982.59	.....	123,671.15	.....	123,671.15
07E	Contract Harvesting Revolving	4,735,019.51	3,668.38	(874,039.47)	5,612,727.36	.....	5,612,727.36
07J	"Helping Kids Speak"	3,339.01	3,077.67	2,580.67	3,836.01	.....	3,836.01
07K	Special License Plate Applicant Trust	.....	.....	.....	.....	.....	.....
07L	Legislative International Trade	2,660.17	.....	403.48	2,256.69	.....	2,256.69
07N	Produce Railcar Pool	91,235.66	64.61	.....	91,300.27	.....	91,300.27
07T	Commemorative Works	3,256.76	2.31	.....	3,259.07	.....	3,259.07
07V	Fish and Wildlife Enforcement Reward	580,611.76	14,950.02	23,949.52	571,612.26	12,946.64	584,558.90
08C	Gonzaga University Alumni Association	5,328.04	3,635.33	3,467.34	5,496.03	.....	5,496.03
08F	Lighthouse Environmental Programs	13,918.31	8,514.34	9,167.67	13,264.98	.....	13,264.98
08J	Prescription Drug Consortium	57,036.39	.....	.....	57,036.39	.....	57,036.39
08L	"Ski & Ride Washington"	4,377.55	2,907.33	3,938.66	3,346.22	.....	3,346.22
08P	State Parks Education and Enhancement	484,929.76	10,126.66	3,772.47	491,283.95	.....	491,283.95
08V	Veterans Stewardship	1,216,080.98	47,813.96	39,729.32	1,224,165.62	1,101.76	1,225,267.38
08W	"Washington's National Park Fund"	19,389.91	14,517.98	15,365.01	18,542.88	.....	18,542.88
098	Eastern Washington Pheasant Enhancement	284,433.51	44,132.86	22,589.89	305,976.48	7,431.41	313,407.89
09A	We Love Our Pets	12,977.89	4,855.67	5,665.32	12,168.24	.....	12,168.24
09B	Boating Safety Education Certification	552,764.86	22,500.00	2,433.69	572,831.17	85.00	572,916.17
09J	Washington Coastal Crab Pot Buoy Tag	149,747.39	625.00	1,850.00	148,522.39	.....	148,522.39
09K	Life Sciences Discovery	21,066,228.20	20,979.84	688,994.08	20,398,213.96	9,793.19	20,408,007.15
09L	Nursing Resource Center	153,734.44	44,455.00	144,139.67	54,049.77	75.00	54,124.77
10F	"Share the Road"	28,834.38	8,434.99	18,354.00	18,915.37	18,354.00	37,269.37

# RECEIPTS AND DISBURSEMENTS FOR TREASURER'S TRUST FUNDS

	April 1, 2016		April 2016		April 30, 2016	
	Beginning Book Balance	Plus Receipts	Less Disbursements	Ending Book Balance	Outstanding Warrants	Ending Cash Balance
<b>SPECIAL REVENUE FUNDS (Continued)</b>						
11A Employment Training Finance	\$ 307,983.51	\$ 4,942.42	\$ 24,948.00	\$ 287,977.93	\$ .....	\$ 287,977.93
11J Electronic Products Recycling	595,615.78	.....	18,422.72	577,193.06	.....	577,193.06
11P Large On-Site Sewage Systems	.....	.....	.....	.....	.....	.....
11V Veteran Estate Management	87,975.15	31,245.34	45,283.36	73,937.13	.....	73,937.13
126 Agricultural Local	18,829,187.55	1,647,724.34	2,690,032.36	17,786,879.53	157,014.52	17,943,894.05
128 Grain Inspection Revolving	7,225,246.06	582,419.18	949,253.02	6,858,412.22	160.33	6,858,572.55
12E Assisted Living Facility Management	668,496.27	.....	(200.00)	668,696.27	.....	668,696.27
12F Manufactured/Mobile Home Dispute Resol	2,263,370.04	50,592.45	34,138.19	2,279,824.30	.....	2,279,824.30
12G Rockfish Research	268,004.14	40,022.50	24,982.73	283,043.91	0.50	283,044.41
12H Uniformed Service Shared Leave Pool	717,750.76	1,270.88	16,383.98	702,637.66	15,464.60	718,102.26
12N Get Ready For Math & Science Scholarship	7,400.14	175.16	.....	7,575.30	.....	7,575.30
133 Children's Trust	496,976.88	7,523.64	13,080.29	491,420.23	.....	491,420.23
14E Washington State Heritage Center	475,989.10	437,698.78	385,340.09	528,347.79	2,184.47	530,532.26
14J Ambulatory Surgical Facility	397,952.11	12,432.00	52,891.07	357,493.04	.....	357,493.04
14W Reduced Cigarette Ignition Propensity	476,725.61	14,334.65	5,065.67	485,994.59	.....	485,994.59
15A Transitional Housing Oper & Rent	409,995.48	.....	112,768.20	297,227.28	.....	297,227.28
15T Broadband Mapping	.....	.....	.....	.....	.....	.....
15V Funeral and Cemetery	936,279.91	26,997.81	51,502.53	911,775.19	149.75	911,924.94
15W Guaranteed Asset Protection Waiver	17,500.00	.....	.....	17,500.00	.....	17,500.00
163 Worker and Community Right to Know	1,871,655.90	13,686.12	249,892.07	1,635,449.95	511.06	1,635,961.01
169 Horse Racing Commission Operating	1,035,387.66	276,579.12	260,301.61	1,051,665.17	395.12	1,052,060.29
16B Landscape Architects' License	272,763.48	12,580.00	11,563.63	273,779.85	242.37	274,022.22
16E Spec Forest Products Outreach/Education	7,909.15	441.73	.....	8,350.88	.....	8,350.88
16G Universal Vaccine Purchase	5,974,507.61	5,376,070.53	4,453,602.28	6,896,975.86	.....	6,896,975.86
16H Columbia River Salmon/Steelhead Endorsement	1,110,947.92	517,753.50	139,454.78	1,489,246.64	425.57	1,489,672.21
16L Accessible Communities	471,196.24	11,569.68	10,375.42	472,390.50	.....	472,390.50
16N Disabled Veterans Assistance	.....	.....	.....	.....	.....	.....
16T Product Stewardship Programs	408,571.20	.....	6,916.77	401,654.43	.....	401,654.43
17H WA Global Health Technologies Product Development	2.06	.....	.....	2.06	.....	2.06
17L Foreclosure Fairness	1,321,489.74	282,750.00	69,120.52	1,535,119.22	.....	1,535,119.22
17M Individual-Based/Portable Background Check Clearance	257,033.87	39,545.00	26,858.89	269,719.98	816.96	270,536.94
17V Volunteer Firefighters	6,612.66	3,229.32	3,868.66	5,973.32	.....	5,973.32
180 Local Government Administrative Hearings	224,779.94	5,408.38	1,668.35	228,519.97	.....	228,519.97
189 Clarke-McNary	.....	.....	.....	.....	.....	.....
18A Investing In Innovation	440,469.44	.....	39,209.78	401,259.66	.....	401,259.66
18E Educator Certification Processing	1,704,107.80	238,871.00	145,632.17	1,797,346.63	1,220.57	1,798,567.20
18M Music Matters Awareness	7,081.66	5,100.67	5,625.66	6,556.67	.....	6,556.67
18N Damage Prevention	48,700.00	10,000.00	.....	58,700.00	.....	58,700.00
18R Seattle Sounders FC	17,470.57	4,419.31	15,224.97	6,664.91	.....	6,664.91
190 Forest Fire Protection Assessment	6,739,964.00	382.57	373,258.03	6,367,088.54	30,799.23	6,397,887.77

# RECEIPTS AND DISBURSEMENTS FOR TREASURER'S TRUST FUNDS

		April 1, 2016	April 2016		April 30, 2016		
		Beginning Book Balance	Plus Receipts	Less Disbursements	Ending Book Balance	Outstanding Warrants	Ending Cash Balance
<b>SPECIAL REVENUE FUNDS (Continued)</b>							
193	State Forest Nursery Revolving	\$ 1,206,129.57	\$ 166.38	\$ 267,324.19	\$ 938,971.76	\$ 2,497.50	\$ 941,469.26
195	Energy	0.27	.....	.....	0.27	.....	0.27
197	Statute Law Committee Publications	841,122.88	1,829.67	33,343.52	809,609.03	50.81	809,659.84
198	Access Road Revolving	5,218,159.92	445.10	(339,774.52)	5,558,379.54	12,912.29	5,571,291.83
19B	School for the Blind	983,602.51	114,809.09	136,470.27	961,941.33	986.26	962,927.59
19E	4-H Program	419.00	539.00	504.00	454.00	.....	454.00
19F	Seattle Seahawks	150,040.39	44,765.03	147,623.05	47,182.37	.....	47,182.37
19H	Center for Childhood Deafness and Hearing Loss	257,705.43	17,085.25	.....	274,790.68	.....	274,790.68
19M	Seattle University	8,684.66	588.00	.....	9,272.66	.....	9,272.66
19P	Child Rescue	.....	.....	.....	.....	.....	.....
19R	Residential Services and Support	.....	.....	.....	.....	.....	.....
19W	Wolf-Livestock Conflict	277,778.97	.....	1,527.00	276,251.97	.....	276,251.97
205	Mobile Home Park Relocation	1,441,885.04	41,520.48	6,866.57	1,476,538.95	.....	1,476,538.95
206	Cost of Supervision	830,446.04	122,198.50	137,916.72	814,727.82	2,484.89	817,212.71
209	Regional Fisheries Enhancement Group	1,607,286.16	127,226.90	55,072.78	1,679,440.28	0.97	1,679,441.25
20A	State Flower	2,169.99	1,484.00	1,637.99	2,016.00	.....	2,016.00
20D	CPA Scholarship Transfer	300,000.00	.....	.....	300,000.00	.....	300,000.00
20E	WA Internet Crimes Against Children	.....	.....	.....	.....	.....	.....
20G	Washington Farmers and Ranchers	.....	.....	.....	.....	.....	.....
20K	Licensing & Enforcement System Modernization	617,892.17	31,673.25	7,901.71	641,663.71	5,382.54	647,046.25
20P	Nursing Facility Quality Enhancement	.....	.....	.....	.....	.....	.....
20W	Washington Tennis	.....	.....	.....	.....	.....	.....
210	Fire Protection Contractor License	774,020.73	16,653.45	59,818.79	730,855.39	404.11	731,259.50
213	Veterans' Emblem	21,311.45	434.00	.....	21,745.45	.....	21,745.45
214	Temporary Worker Housing	233,142.51	1,056.00	(4,952.10)	239,150.61	.....	239,150.61
219	Air Operating Permit	1,294,784.20	35,186.57	66,110.35	1,263,860.42	193.49	1,264,053.91
21A	Washington State Wrestling	.....	.....	.....	.....	.....	.....
21C	Washington Sexual Assault Kit	.....	.....	.....	.....	.....	.....
225	Fingerprint Identification	5,265,653.08	1,020,352.55	910,001.26	5,376,004.37	1,936.21	5,377,940.58
259	Coastal Crab	105,026.09	.....	2,022.76	103,003.33	.....	103,003.33
274	Adult Family Home	987,941.62	.....	(10,765.89)	998,707.51	.....	998,707.51
281	Impaired Driving Safety	510,106.02	154,980.00	445,125.00	219,961.02	.....	219,961.02
283	Juvenile Accountability Incentive	114,649.86	67.59	(1,960.35)	116,677.80	.....	116,677.80
294	Sea Cucumber Dive Fishery	.....	.....	.....	.....	.....	.....
295	Sea Urchin Dive Fishery	3.42	.....	.....	3.42	.....	3.42
297	Pipeline Safety	1,958,467.72	472,850.00	218,011.89	2,213,305.83	4,684.61	2,217,990.44
298	Geologists'	405,535.50	16,965.00	22,839.47	399,661.03	224.75	399,885.78
300	Financial Services Regulation	23,158,672.26	1,863,723.32	2,868,224.44	22,154,171.14	613,873.81	22,768,044.95
320	Puget Sound Crab Pot Buoy Tag	40,413.43	.....	202.00	40,211.43	.....	40,211.43
328	Crim Justice Training Commis Firing Range Maintenance	30,078.00	.....	.....	30,078.00	.....	30,078.00

# RECEIPTS AND DISBURSEMENTS FOR TREASURER'S TRUST FUNDS

		April 1, 2016	April 2016		April 30, 2016		
		Beginning Book Balance	Plus Receipts	Less Disbursements	Ending Book Balance	Outstanding Warrants	Ending Cash Balance
<b>SPECIAL REVENUE FUNDS (Continued)</b>							
416	Surplus and Donated Food Commodities Revolving	\$ 3,367,206.17	\$ 1,459,395.07	\$ 952,393.21	\$ 3,874,208.03	\$ 97,091.77	\$ 3,971,299.80
424	Anti-Trust Revolving	5,061,620.74	20.00	96,779.21	4,964,861.53	.....	4,964,861.53
480	Financial Education Public-Private Partnership	31,899.82	.....	.....	31,899.82	.....	31,899.82
485	Horse Racing Owners' Bonus/Breeder Awards	61,110.28	50,407.52	.....	111,517.80	62.53	111,580.33
495	Toll Collection	15,663,056.81	13,864,514.93	15,901,593.27	13,625,978.47	25,150.19	13,651,128.66
496	Future Teachers Conditional Scholarship	3,198,107.58	15,716.33	21,631.96	3,192,191.95	3,044.04	3,195,235.99
497	Horse Racing Commission Class C Purse Fund	91,761.75	7,423.26	.....	99,185.01	.....	99,185.01
498	Washington State Council of Fire Fighters Benevolent	17,283.71	11,090.34	12,884.67	15,489.38	.....	15,489.38
499	Law Enforcement Memorial	54,033.79	28,070.42	30,937.74	51,166.47	.....	51,166.47
501	Liquor Revolving	4,582,813.39	27,515,585.50	3,137,318.84	28,961,080.05	110,441.12	29,071,521.17
503	Tuition Recovery	3,072,013.88	27,337.75	(234.75)	3,099,586.38	.....	3,099,586.38
515	DNA Data Base	648,101.34	49,761.63	67,161.98	630,700.99	659.79	631,360.78
516	Fruit and Vegetable Inspection	7,561,467.31	1,096,614.59	1,216,013.54	7,442,068.36	8,577.03	7,450,645.39
536	Federal Food Service Revolving	2,216,542.81	5,392,148.59	5,402,841.94	2,205,849.46	42,334.39	2,248,183.85
553	Performance Audits of Government	6,585,174.95	1,137,870.25	1,310,559.73	6,412,485.47	1,915.56	6,414,401.03
561	Community Technical College Innovation	15,444,842.63	1,434,615.78	130,490.16	16,748,968.25	.....	16,748,968.25
687	Rural Rehabilitation	260,457.09	184.43	.....	260,641.52	.....	260,641.52
688	Federal Local Rail Service Assistance	77,451.89	60.66	.....	77,512.55	.....	77,512.55
731	Child Care Facility Revolving	1,115,192.35	15,744.77	322.33	1,130,614.79	.....	1,130,614.79
732	Nursing Home Civil Penalties	1,046,200.24	.....	(39,000.00)	1,085,200.24	.....	1,085,200.24
746	Hanford Area Economic Investment	21,419.24	25,070.85	.....	46,490.09	.....	46,490.09
749	Governor's Interagency Committee of State Employed Women	52,460.58	239.36	5,301.06	47,398.88	393.94	47,792.82
761	Basic Health Plan Subscription	250,744.09	.....	.....	250,744.09	.....	250,744.09
763	Center for the Improvement of Student Learning	35,600.68	.....	.....	35,600.68	.....	35,600.68
773	Commission on Higher Ed Prof Student Ex Program	51,200.00	.....	.....	51,200.00	.....	51,200.00
774	University of Washington License Plate	112,975.35	24,283.02	111,519.35	25,739.02	.....	25,739.02
776	Washington State University License Plate	103,331.69	50,617.00	103,331.69	50,617.00	.....	50,617.00
778	Western Washington University License Plate	7,007.00	2,116.33	.....	9,123.33	.....	9,123.33
779	Eastern Washington University License Plate	32,414.77	3,364.67	.....	35,779.44	.....	35,779.44
780	School Zone Safety Account	700,457.58	48,579.85	16,785.25	732,252.18	.....	732,252.18
783	Central Washington University License Plate	1,481.67	1,621.67	.....	3,103.34	.....	3,103.34
784	Miscellaneous Transportation Programs	(19,837,530.57)	25,002,097.70	23,060,321.80	(17,895,754.67)	308,068.91	(17,587,685.76)
786	The Evergreen State College License Plate	7,221.04	280.00	.....	7,501.04	.....	7,501.04
789	Advanced Environmental Mitigation Revolving	550,975.54	6,067.97	.....	557,043.51	.....	557,043.51
816	Stadium and Exhibition Center	20,868,185.09	2,612,373.33	.....	23,480,558.42	.....	23,480,558.42
821	Impaired Physician	151,082.91	146,855.00	2,184.74	295,753.17	850.00	296,603.17
823	Livestock Nutrient Management	40,922.53	.....	(2,350.00)	43,272.53	.....	43,272.53
833	Developmental Disabilities Endowment Trust	480,440.47	315,652.09	346,067.67	450,024.89	61,255.09	511,279.98
834	Capitol Furnishings Preservation Committee	86,977.05	380.67	7,174.20	80,183.52	.....	80,183.52
878	Federal Forest Revolving	1,688.40	3,172.64	1,686.00	3,175.04	.....	3,175.04



# RECEIPTS AND DISBURSEMENTS FOR TREASURER'S TRUST FUNDS

		April 1, 2016	April 2016			April 30, 2016		
		Beginning Book Balance	Plus Receipts	Less Disbursements	Ending Book Balance	Outstanding Warrants	Ending Cash Balance	
<b>SPECIAL REVENUE FUNDS (Continued)</b>								
880	Advance Right-of-Way Revolving	\$ 6,158,935.60	\$ 344,185.68	\$ .....	\$ 6,503,121.28	\$ .....	\$ 6,503,121.28	
884	Gambling Revolving	6,381,533.90	914,496.98	1,052,102.98	6,243,927.90	13,749.69	6,257,677.59	
885	Plumbing Certificate	529,709.82	1,242,123.79	65,262.93	1,706,570.68	278.65	1,706,849.33	
892	Pressure Systems Safety	822,398.13	164,408.49	172,645.90	814,160.72	2,427.06	816,587.78	
<b>TOTAL SPECIAL REVENUE FUNDS</b>		<b>\$ 234,235,552.48</b>	<b>\$ 97,005,507.65</b>	<b>\$ 68,856,901.62</b>	<b>\$ 262,384,158.51</b>	<b>\$ 1,581,723.65</b>	<b>\$ 263,965,882.16</b>	
<b>PERMANENT FUNDS</b>								
842	American Indian Scholarship Endowment	\$ 296,854.41	\$ 211.71	\$ .....	\$ 297,066.12	\$ .....	\$ 297,066.12	
852	Foster Care Scholarship Endowment	3,630.40	2.57	.....	3,632.97	.....	3,632.97	
<b>TOTAL PERMANENT FUNDS</b>		<b>\$ 300,484.81</b>	<b>\$ 214.28</b>	<b>\$ .....</b>	<b>\$ 300,699.09</b>	<b>\$ .....</b>	<b>\$ 300,699.09</b>	
<b>ENTERPRISE FUNDS</b>								
413	Municipal Revolving	\$ 6,690,911.69	\$ 2,014,612.65	\$ 2,520,813.14	\$ 6,184,711.20	\$ 335,405.89	\$ 6,520,117.09	
442	Legislative Gift Center	56,561.82	11,830.03	16,501.37	51,890.48	133.77	52,024.25	
445	Self-Insured Emplry Overpymt Reimb	913,168.98	3,715.26	.....	916,884.24	.....	916,884.24	
446	Industrial Insurance Rainy Day Fund	.....	.....	.....	.....	.....	.....	
449	Certificates of Participation and Other Financing - Local	209,163.91	1,070,111.06	950,733.06	328,541.91	.....	328,541.91	
463	Washington College Savings Program	.....	.....	.....	.....	.....	.....	
470	Imaging	201,448.93	79,036.63	47,051.20	233,434.36	.....	233,434.36	
477	Lottery Investment	.....	.....	.....	.....	.....	.....	
543	Judicial Information Systems	11,837,609.51	2,063,496.87	2,220,345.19	11,680,761.19	19,387.05	11,700,148.24	
544	Pollution Liability Insurance Program Trust	27,673,859.53	2,237,970.08	336,983.49	29,574,846.12	19,622.94	29,594,469.06	
545	Heating Oil Pollution Liability Trust	143,825.04	8,879.91	3,341.85	149,363.10	.....	149,363.10	
788	Advanced College Tuition Payment Program	480,559.45	38,369,387.07	32,699,479.64	6,150,466.88	21,940,069.93	28,090,536.81	
<b>TOTAL ENTERPRISE FUNDS</b>		<b>\$ 48,207,108.86</b>	<b>\$ 45,859,039.56</b>	<b>\$ 38,795,248.94</b>	<b>\$ 55,270,899.48</b>	<b>\$ 22,314,619.58</b>	<b>\$ 77,585,519.06</b>	
<b>INTERNAL SERVICE FUNDS</b>								
12V	PEBB Medical Benefits Admin	\$ .....	\$ .....	\$ .....	\$ .....	\$ .....	\$ .....	
411	Natural Resources Equipment	1,034,934.66	809.66	(3,240,724.66)	4,276,468.98	26,756.03	4,303,225.01	
421	Education Technology Revolving	3,675,655.73	2,463,373.26	1,035,208.43	5,103,820.56	.....	5,103,820.56	
422	General Administration Services	5,272,815.01	33,439,603.65	18,112,177.46	20,600,241.20	107,427.35	20,707,668.55	
436	OFM Labor Relations Service	1,463,281.95	1,081,614.55	222,710.61	2,322,185.89	.....	2,322,185.89	
438	Uniform Dental Plan Benefits Administration	7,095.01	510,655.00	.....	517,750.01	.....	517,750.01	
439	Uniform Medical Plan Benefits Administration	(332,451.39)	4,977,332.00	842,715.01	3,802,165.60	.....	3,802,165.60	
444	Fish & Wildlife Equipment	291,347.30	108,837.49	61,594.46	338,590.33	.....	338,590.33	
453	Minority and Women's Business Enterprises	715,161.29	199,970.42	180,794.30	734,337.41	1,500.00	735,837.41	
458	Consolidated Technology Services Revolving	(10,038,001.61)	10,319,457.86	10,440,847.30	(10,159,391.05)	96,427.39	(10,062,963.66)	
461	Shared Information Technology System Revolving	(18,648.85)	163,996.48	269,136.86	(123,789.23)	.....	(123,789.23)	
466	Statewide Info Tech System Development Revolving	(4,292,952.81)	.....	45,758.76	(4,338,711.57)	.....	(4,338,711.57)	
471	State Patrol Nonappropriated Airplane Revolving	109,823.44	.....	19,314.55	90,508.89	352.07	90,860.96	
472	Statewide Info Tech System Maintenance & Operations Revolving	6,035,344.45	3,149,571.54	1,855,622.05	7,329,293.94	73.02	7,329,366.96	

# RECEIPTS AND DISBURSEMENTS FOR TREASURER'S TRUST FUNDS

		April 1, 2016	April 2016		April 30, 2016		
		Beginning Book Balance	Plus Receipts	Less Disbursements	Ending Book Balance	Outstanding Warrants	Ending Cash Balance
<b>INTERNAL SERVICE FUNDS (Continued)</b>							
546	Risk Management	\$ 2,008,197.97	\$ 590,447.76	\$ 1,550,180.11	\$ 1,048,465.62	\$ .....	\$ 1,048,465.62
547	Liability	73,928,774.47	80,612.73	10,650,208.23	63,359,178.97	241,001.82	63,600,180.79
721	Public Employees' and Retirees' Insurance	134,380,901.78	154,379,433.84	145,507,512.81	143,252,822.81	1,789,483.60	145,042,306.41
730	Public Employees' and Retirees' Insurance Reserve	148,133,447.99	(4,759,110.06)	.....	143,374,337.93	.....	143,374,337.93
739	Certificates of Participation and Other Financing - State	27,679,722.91	5,537,008.85	32,403,859.44	812,872.32	.....	812,872.32
<b>TOTAL INTERNAL SERVICE FUNDS</b>		<b>\$ 390,054,449.30</b>	<b>\$ 212,243,615.03</b>	<b>\$ 219,956,915.72</b>	<b>\$ 382,341,148.61</b>	<b>\$ 2,263,021.28</b>	<b>\$ 384,604,169.89</b>
<b>PRIVATE PURPOSE FUNDS</b>							
196	Unclaimed Personal Property	\$ 821,218.87	\$ 13,185,882.74	\$ 5,684,136.57	\$ 8,322,965.04	\$ 4,170,728.33	\$ 12,493,693.37
738	Department of Social and Health Services Trust	53,654.52	.....	.....	53,654.52	.....	53,654.52
799	WA Achieving a Better Life Experience Program	.....	.....	.....	.....	.....	.....
<b>TOTAL PRIVATE PURPOSE FUNDS</b>		<b>\$ 874,873.39</b>	<b>\$ 13,185,882.74</b>	<b>\$ 5,684,136.57</b>	<b>\$ 8,376,619.56</b>	<b>\$ 4,170,728.33</b>	<b>\$ 12,547,347.89</b>
<b>PENSION TRUST FUNDS</b>							
838	LEOFF Retirement Systems Benefit Improvement	\$ .....	\$ .....	\$ .....	\$ .....	\$ .....	\$ .....
<b>TOTAL PENSION TRUST FUNDS</b>		<b>\$ .....</b>	<b>\$ .....</b>	<b>\$ .....</b>	<b>\$ .....</b>	<b>\$ .....</b>	<b>\$ .....</b>
<b>AGENCY FUNDS</b>							
16C	Real Estate/Property Tax Admin Assistance	\$ 57,252.50	\$ 55,125.00	\$ 57,252.50	\$ 55,125.00	\$ .....	\$ 55,125.00
17A	County Enhanced 911 Excise Tax	5,751,918.09	6,005,777.84	5,752,607.48	6,005,088.45	.....	6,005,088.45
525	Washington State Combined Fund Drive	1,053,917.49	323,858.97	1,011,610.24	366,166.22	114,140.05	480,306.27
660	Natural Resources Deposit	13,246,833.74	30,923,924.52	29,475,166.16	14,695,592.10	556,443.45	15,252,035.55
734	Centennial Document Preservation and Modernization	2,394,504.43	270,632.00	.....	2,665,136.43	.....	2,665,136.43
737	High Occupancy Vehicle	.....	.....	.....	.....	.....	.....
757	Maritime Historic Restoration and Preservation	4,368.21	4,869.20	.....	9,237.41	.....	9,237.41
797	Local Tourism Promotion	947,842.55	1,105,566.31	951,664.05	1,101,744.81	.....	1,101,744.81
<b>TOTAL AGENCY FUNDS</b>		<b>\$ 23,456,637.01</b>	<b>\$ 38,689,753.84</b>	<b>\$ 37,248,300.43</b>	<b>\$ 24,898,090.42</b>	<b>\$ 670,583.50</b>	<b>\$ 25,568,673.92</b>
<b>TOTAL TREASURER'S TRUST FUNDS</b>		<b>\$ 741,752,265.60</b>	<b>\$ 435,915,101.42</b>	<b>\$ 394,701,088.75</b>	<b>\$ 782,966,278.27</b>	<b>\$ 31,220,767.65</b>	<b>\$ 814,187,045.92</b>

# INVESTMENT STATEMENT & INVESTMENT INTEREST INCOME AND CAPITAL GAINS

## INVESTMENT STATEMENT

Fund / Account	April 1, 2016	Purchased	Maturities & Sales	Amortization	April 30, 2016
<b>Treasury &amp; Treasurer's Trust</b>					
Investments (trade date basis)	\$ 4,794,357,944.05	\$ 2,634,237,414.00	\$ 2,820,909,786.79	\$ (510,381.60)	\$ 4,607,175,189.66
Reverse Repurchase Agreements	.....	.....	.....	.....	.....
Purchased Accrued Interest	1,270,227.71	401,262.37	320,757.46	.....	1,350,732.62
<b>Total Treasury &amp; Treasurer's Trust</b>	<b>\$ 4,795,628,171.76</b>	<b>\$ 2,634,638,676.37</b>	<b>\$ 2,821,230,544.25</b>	<b>\$ (510,381.60)</b>	<b>\$ 4,608,525,922.28</b>
<b>Local Government Investment Pool</b>					
Investments (trade date basis)	\$ 9,828,019,462.49	\$ 43,655,657,029.01	\$ 41,084,313,638.90	\$ 1,179,745.15	\$ 12,400,542,597.75
Reverse Repurchase Agreements	.....	.....	.....	.....	.....
Purchased Accrued Interest	56,547.77	49,236.11	.....	.....	105,783.88
<b>Total Local Government Investment Pool</b>	<b>\$ 9,828,076,010.26</b>	<b>\$ 43,655,706,265.12</b>	<b>\$ 41,084,313,638.90</b>	<b>\$ 1,179,745.15</b>	<b>\$ 12,400,648,381.63</b>
<b>Total All Accounts</b>	<b>\$ 14,623,704,182.02</b>	<b>\$ 46,290,344,941.49</b>	<b>\$ 43,905,544,183.15</b>	<b>\$ 669,363.55</b>	<b>\$ 17,009,174,303.91</b>

## INVESTMENT INTEREST INCOME AND CAPITAL GAINS CURRENT MONTH AND FISCAL YEAR TO DATE COMPARISON

Fund / Account	April 2016	April 2015	Fiscal Year 2016	Fiscal Year 2015
<b>Treasury &amp; Treasurer's Trust</b>				
Cash	\$ 3,300,141.87	\$ 4,573,042.86	\$ 32,063,518.47	\$ 28,650,423.50
Custody Bank Fees	(4,615.78)	(4,615.66)	(46,097.07)	(46,105.94)
Other Bank Fees	(6,220.76)	(14,511.81)	(52,310.77)	(96,956.27)
Amortization	(510,381.60)	(193,829.85)	(5,236,661.64)	(7,189,670.84)
Accrued Interest	492,318.39	(1,516,465.98)	2,211,229.02	1,548,033.64
Gains and Losses	1,175,908.05	568,547.12	6,811,186.79	2,329,951.07
<b>Total Treasury &amp; Treasurer's Trust</b>	<b>\$ 4,447,150.17</b>	<b>\$ 3,412,166.68</b>	<b>\$ 35,750,864.80</b>	<b>\$ 25,195,675.16</b>
<b>Local Government Investment Pool</b>				
Cash	\$ 2,271,773.63	\$ 704,326.77	\$ 14,749,718.16	\$ 4,828,668.66
Amortization	1,179,745.15	424,183.35	6,860,815.02	4,196,572.60
Accrued Interest	266,751.33	(25,969.24)	1,392,387.23	(32,352.40)
Gains and Losses	131,077.36	33,824.36	1,010,136.08	643,026.08
<b>Total Local Government Investment Pool</b>	<b>\$ 3,849,347.47</b>	<b>\$ 1,136,365.24</b>	<b>\$ 24,013,056.49</b>	<b>\$ 9,635,914.94</b>
<b>Total All Accounts</b>	<b>\$ 8,296,497.64</b>	<b>\$ 4,548,531.92</b>	<b>\$ 59,763,921.29</b>	<b>\$ 34,831,590.10</b>



JAMES L. McINTIRE  
STATE TREASURER  
PO BOX 40200  
OLYMPIA WA 98504-0200

---

