



**Washington State  
Treasurer's  
Monthly Report**

**May 2014**



**JAMES L. McINTIRE  
State Treasurer**

In accordance with the Americans with Disabilities Act, this publication will be made available in alternate formats upon request to the Office of the State Treasurer, Legislative Building, 2nd Floor, Olympia, Washington 98504-0200, telephone (360) 902-9000, fax (360) 902-9037 or TTY Users Call: 7-1-1.  
Web Site: <http://tre.wa.gov>.

TABLE OF CONTENTS

	<i>Page</i>
State Treasurer’s Letter .....	1
General Fund .....	2
Treasury, Treasurer’s Trust and Local Government Investment Pool Flow Chart .....	3
Treasury & Treasurer’s Trust, Treasury and Treasurer’s Trust Charts .....	4
General Fund and Local Government Investment Pool Charts .....	5
Receipts and Disbursements for the State Treasury .....	6
Receipts and Disbursements for Trust Funds .....	16
Investment Statement & Investment Interest Income and Capital Gains .....	23





**JAMES L. McINTIRE,**  
State Treasurer

**State of Washington**  
**Office of the Treasurer**  
Legislative Building  
P.O. Box 40200  
Olympia, Washington 98504-0200

(360) 902-9000 • TTY 7-1-1  
FAX (360) 902-9037  
Home Page <http://tre.wa.gov>

Fellow Washingtonians,

I am pleased to report on the operations of the Office of the State Treasurer for the month of May 2014. At the close of the month, the Treasury & Treasurer's Trust book balance was \$4.7 billion with investment earnings distributed for the month of \$2.4 million.

Sincerely,

A handwritten signature in black ink, appearing to read "James L. McIntire". The signature is fluid and cursive.

James L McIntire  
Washington State Treasurer

# GENERAL FUND

## GENERAL FUND CURRENT MONTH AND FISCAL YEAR TO DATE COMPARISON (In Millions)

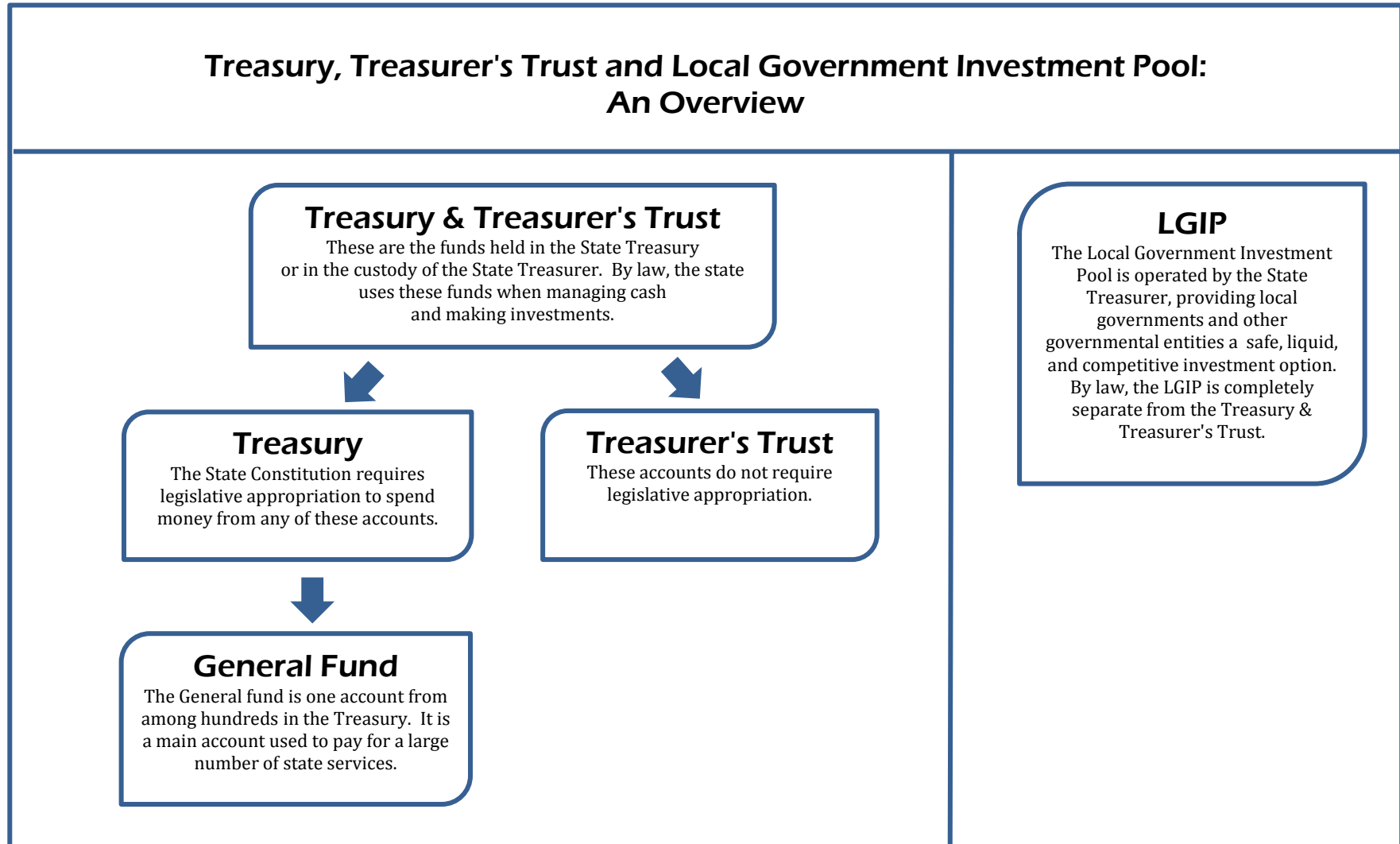
	Month of May		Fiscal Year to Date	
	2014	2013	2014	2013
<b>Beginning Book Balance</b>	\$ (742.241)	\$ (1,212.056)	\$ 178.568	\$ (519.700)
Cash Revenue	3,078.671	2,318.554	21,978.410	20,543.707
Other Cash Receipts	92.976	149.271	4,976.869	2,279.887
<b>Total Cash Receipts</b>	<u>\$ 3,171.647</u>	<u>\$ 2,467.825</u>	<u>\$ 26,955.279</u>	<u>\$ 22,823.594</u>
<b>Total Cash Disbursements</b>	<u>\$ 2,795.529</u>	<u>\$ 1,759.749</u>	<u>\$ 27,499.970</u>	<u>\$ 22,807.874</u>
<b>Ending Book Balance</b>	<u>\$ (366.123)</u>	<u>\$ (503.980)</u>	<u>\$ (366.123)</u>	<u>\$ (503.980)</u>
<b>Cash Revenue</b>				
Bond Retirement & Interest	\$ 0.000	\$ 0.000	\$ (0.309)	\$ 0.987
Secretary of State	2.877	3.018	30.127	28.970
<b>Department of Revenue:</b>				
Retail Sales Tax	673.485	600.634	6,916.134	6,530.189
Business & Occupation Tax	260.329	287.145	2,985.050	3,043.875
Compensating Tax	49.146	45.663	507.276	476.987
Cigarette Tax	30.942	40.441	327.677	371.928
Public Utility Tax	38.030	28.914	364.647	356.152
Various Other Revenue	49.218	59.964	568.991	590.060
Insurance Commission	3.182	3.900	295.965	289.794
Liquor Control Board	2.162	6.396	117.370	92.398
<b>Department of Licensing:</b>				
Excise Tax – Other	0.015	0.016	0.144	0.143
Various Other Revenue	3.721	2.824	11.907	12.524
Department of Social & Health Services	7.761	7.655	91.166	86.220
Universities & Colleges	0.000	0.000	0.093	0.119
Treasurer's Transfers	(9.963)	(9.024)	13.841	40.611
<b>Counties:</b>				
Property Tax	736.778	700.550	1,800.924	1,739.914
Real Estate Excise Tax	60.254	51.903	576.197	515.598
Various Other Revenue	5.080	5.214	55.253	57.547
Federal Grants-In-Aid (All Agencies)	1,159.800	468.197	7,061.741	6,072.233
Revenues Distributed to Local Governments	(4.677)	(4.293)	(10.207)	(9.735)
Other Agencies' Cash Revenue	10.531	19.437	264.423	247.193
<b>Total Cash Revenue</b>	<u>\$ 3,078.671</u>	<u>\$ 2,318.554</u>	<u>\$ 21,978.410</u>	<u>\$ 20,543.707</u>

Source: Agency Financial Reporting System (AFRS).

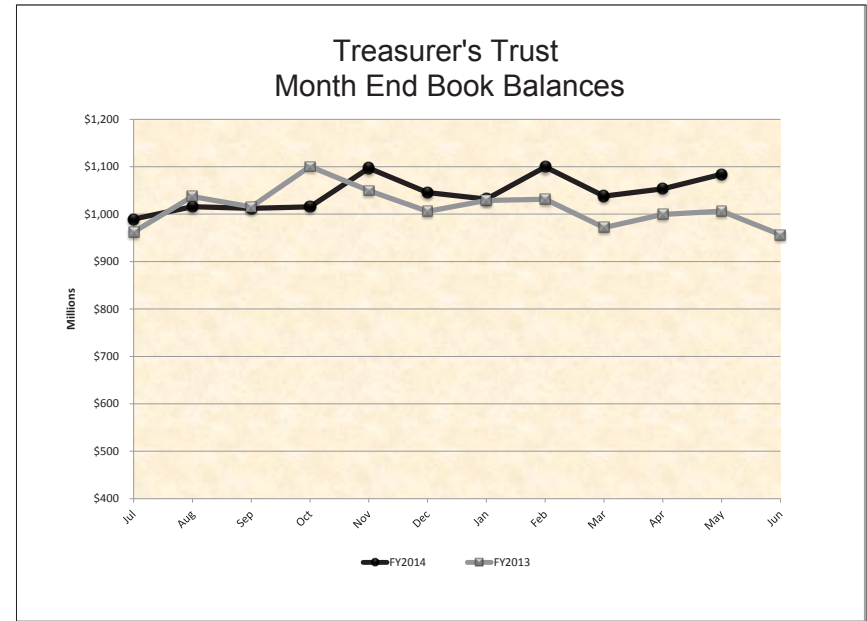
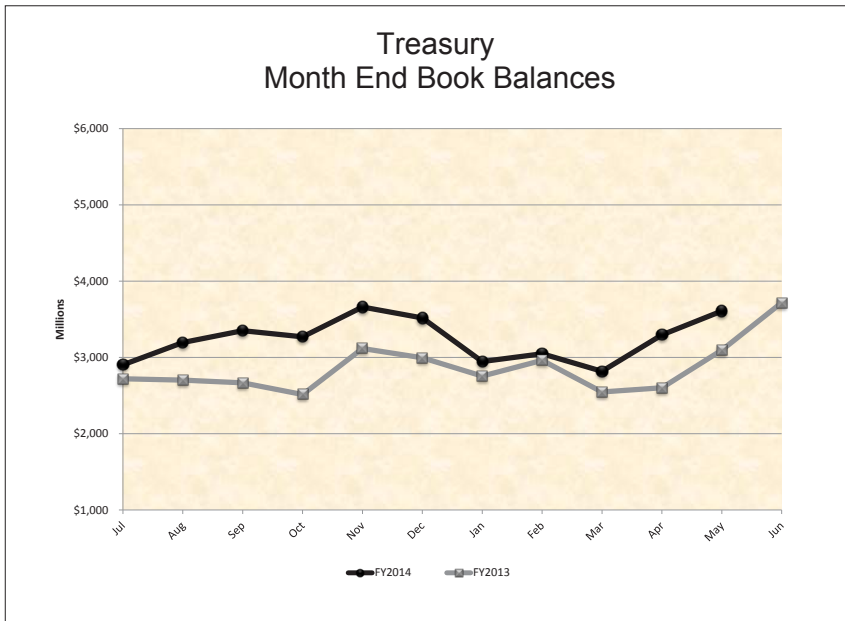
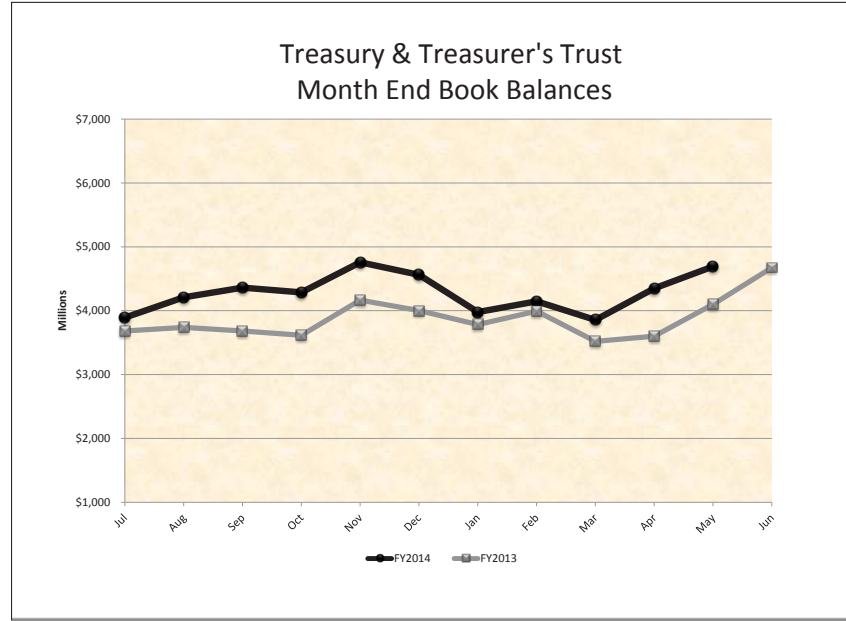
# TREASURY, TREASURER'S TRUST AND LGIP FLOW CHART

The State Treasurer is charged with the cash management of public funds, which includes two categories of state funds and accounts: (1) funds and accounts located in the state treasury, which are subject to legislative appropriation; and (2) Treasurer's trust funds, which are accounts placed in the custody of the State Treasurer, and not typically subject to legislative appropriation. Funds within these accounts are comingled for investment and cash management purposes.

This flow chart describes the structure of the Treasury and Treasurer's Trust Accounts. Month end balances of these accounts are shown on pages 4 and 5.

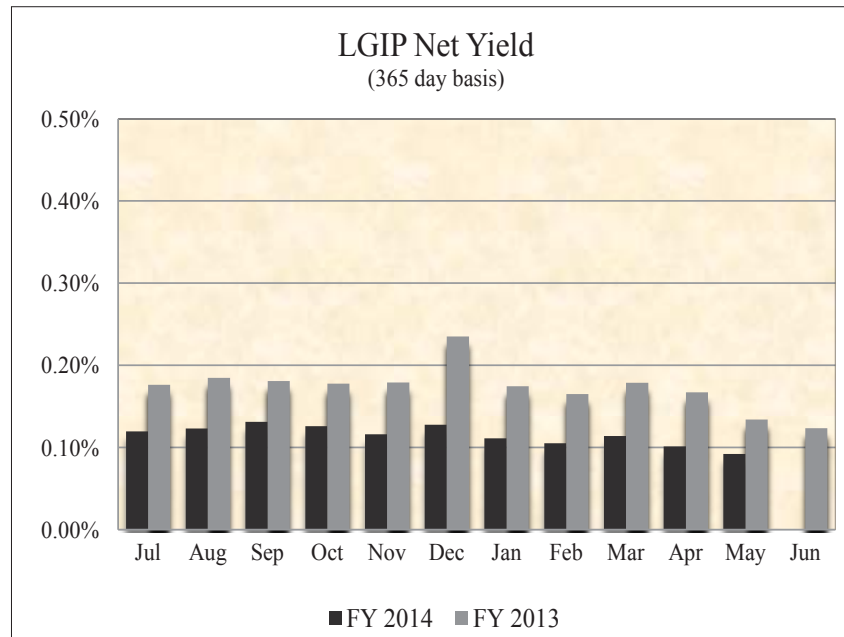
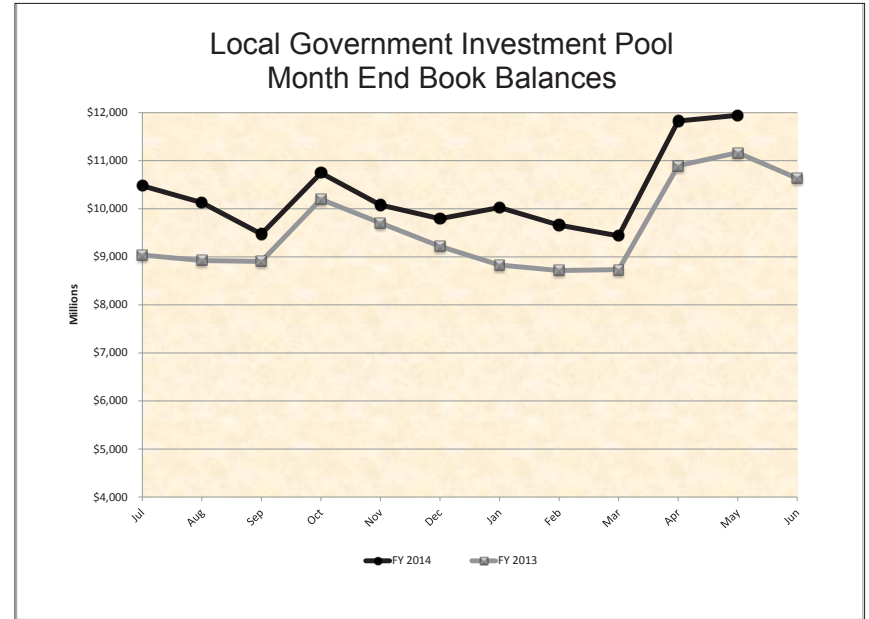
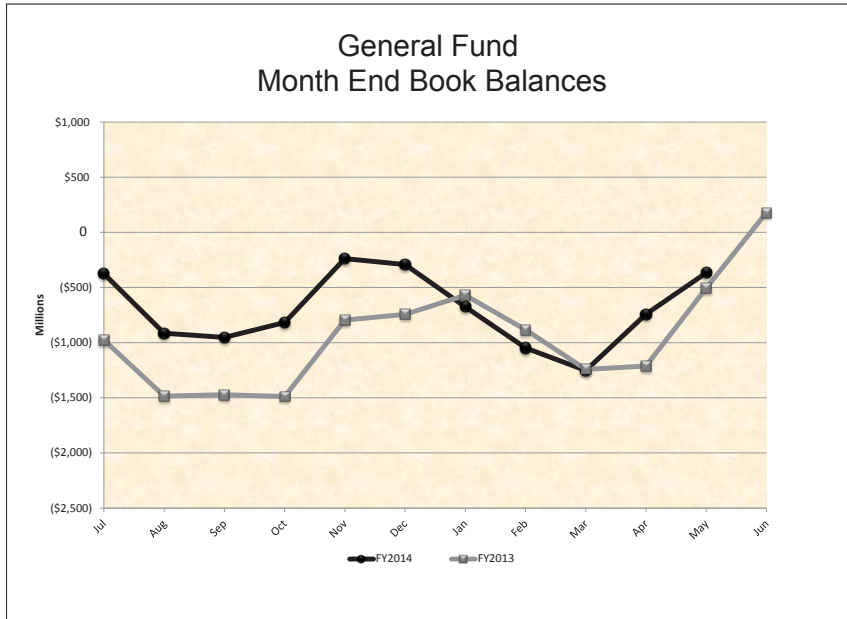


# TREASURY & TREASURER'S TRUST AND TREASURY AND TREASURER'S TRUST CHART





# GENERAL FUND AND LOCAL GOVERNMENT INVESTMENT POOL CHARTS



# RECEIPTS AND DISBURSEMENTS FOR TREASURY FUNDS

	May 1, 2014	May 2014		May 31, 2014		
	Beginning Book Balance	Plus Receipts	Less Disbursements	Ending Book Balance	Outstanding Warrants	Ending Cash Balance
<b>GENERAL FUND</b>						
001 General	\$ (742,241,437.62)	\$ 3,171,647,145.63	\$ 2,795,528,654.26	\$ (366,122,946.25)	\$ 23,672,669.22	\$ (342,450,277.03)
018 Millersylvania Park Current	5,210.50			5,210.50		5,210.50
01E Geothermal	159.89			159.89		159.89
01N Institutional Impact	19,144.72			19,144.72		19,144.72
02P Flood Control Assistance	1,687,051.47		33,162.46	1,653,889.01	200.00	1,654,089.01
031 State Investment Board Expense	2,560,634.97	1,265,340.04	1,456,689.54	2,369,285.47	19,131.25	2,388,416.72
032 State Emergency Water Projects Revolving	221,616.92			221,616.92		221,616.92
03A Excess Earnings						
03L County Criminal Justice Assistance	2,488,867.95	172,434.70	45,762.71	2,615,539.94	261.14	2,615,801.08
03M Municipal Criminal Justice Assistance	626,850.77	100,869.91	39,606.99	688,113.69	111.93	688,225.62
04L Public Health Services	6.11			6.11		6.11
051 State and Local Improvements Revolving	747,686.25		12,090.54	735,595.71		735,595.71
055 State & Local Improve Revolving (Waste Disp Facilities, 1980)	155,179.46		2,986.73	152,192.73		152,192.73
05C Criminal Justice Treatment	8,141,291.20	364.66	737,582.22	7,404,073.64	31,643.42	7,435,717.06
05M Tourism Development and Promotion						
070 Outdoor Recreation	4,752,704.14		379,332.71	4,373,371.43	1,213.76	4,374,585.19
072 State & Local Improve Revolving (Water Supply Facilities)	837,901.12		7,918.45	829,982.67		829,982.67
09C Farmlands Preservation	3,033,261.09		19,317.54	3,013,943.55		3,013,943.55
09G Riparian Protection	2,100,813.59		18,227.35	2,082,586.24		2,082,586.24
09R Economic Development Strategic Reserve	2,911,686.37		210,972.78	2,700,713.59		2,700,713.59
10K Veterans Innovation Program	103,740.40			103,740.40		103,740.40
10P Columbia River Basin Water Supply Development	11,266,179.41	2,560.04	2,048,308.07	9,220,431.38		9,220,431.38
10R Energy Freedom	2,151,521.07	430.80		2,151,951.87		2,151,951.87
10T Hood Canal Aquatic Rehabilitation Bond	(2,541.81)			(2,541.81)		(2,541.81)
11F Reinvesting in Youth	337,843.40		36,545.99	301,297.41		301,297.41
11N Heritage Barn Preservation						
11W Water Quality Capital	109,593.36			109,593.36		109,593.36
125 Site Closure	25,732,292.12	10,587.95	15,266.52	25,727,613.55		25,727,613.55
12B Green Energy Incentive						
12J Boating Activities	10,000.00			10,000.00		10,000.00
12K Puget Sound Scientific Research						
12R Independent Youth Housing						
12W Veterans Conservation Corps						
14B Budget Stabilization	269,895,131.99	54,040.91		269,949,172.90		269,949,172.90
14C Puget Sound Recovery						
14G Ballast Water Management						
14H Community Preservation & Development Auth	8,750.00			8,750.00		8,750.00
14L Streamlined Sales & Use Tax Mitigation	7,894,997.65			7,894,997.65		7,894,997.65
15C WA Community Tech Opportunity						
15F Local Public Safety Enhancement						

# RECEIPTS AND DISBURSEMENTS FOR TREASURY FUNDS

	May 1, 2014	May 2014		May 31, 2014		
	Beginning Book Balance	Plus Receipts	Less Disbursements	Ending Book Balance	Outstanding Warrants	Ending Cash Balance
<b>GENERAL FUND (Continued)</b>						
15J Building Communities	\$ .....	\$ .....	\$ .....	\$ .....	\$ .....	\$ .....
15K Columbia River Water Delivery	16,173.66	.....	.....	16,173.66	.....	16,173.66
15R Evergreen Job Training	.....	.....	.....	.....	.....	.....
16V Water Rights Processing	45,672.90	.....	(70.77)	45,743.67	.....	45,743.67
177 Judicial Retirement Administrative	.....	.....	.....	.....	.....	.....
17B Home Visiting Services	614,517.91	22.72	56,405.91	558,134.72	.....	558,134.72
17C Opportunity Express Account	62,171.42	.....	.....	62,171.42	.....	62,171.42
17E State Efficiency and Restructuring	.....	.....	.....	.....	.....	.....
17F Washington Opportunity Pathways	(4,509,088.25)	15,815,399.40	12,118,726.00	(812,414.85)	23,868.00	(788,546.85)
17K Basic Health Plan Stabilization	.....	.....	.....	.....	.....	.....
18B Columbia River Basin Tax Bond Water Supply Development	15,473,564.39	3,102.98	.....	15,476,667.37	.....	15,476,667.37
18H Opportunity Expansion	2,000,326.64	.....	.....	2,000,326.64	.....	2,000,326.64
18K 24/7 Sobriety	.....	65.00	.....	65.00	.....	65.00
18T Child and Family Reinvestment	(91,154.73)	.....	178,967.64	(270,122.37)	1,771.86	(268,350.51)
19K Yakima Integrated Plan Implementation	.....	.....	.....	.....	.....	.....
19L Charter Schools Oversight	.....	.....	.....	.....	.....	.....
19N Diesel Idle Reduction	.....	.....	.....	.....	.....	.....
20C Yakima Integrated Plan Implementation Taxable Bond	.....	.....	.....	.....	.....	.....
244 Habitat Conservation	8,100,222.26	.....	1,484,909.72	6,615,312.54	.....	6,615,312.54
253 Education Construction	7,052,089.24	1,412.04	.....	7,053,501.28	.....	7,053,501.28
285 Growth Management Planning and Environmental Review	.....	.....	.....	.....	.....	.....
291 Education Savings	.....	.....	.....	.....	.....	.....
355 State Taxable Building Construction	(1,161,497.74)	315,797.44	(1,642,465.60)	796,765.30	381,471.65	1,178,236.95
359 School Constr & Skill Ctrs Bldg	667,234.51	.....	.....	667,234.51	.....	667,234.51
489 Pension Funding Stabilization	.....	.....	.....	.....	.....	.....
548 LEOFF System Plan 2 Expense	64,566.01	76,849.61	81,133.78	60,281.84	43.38	60,325.22
563 Columbia River Crossing Project	.....	.....	.....	.....	.....	.....
565 Yakima Integrated Plan Implementation Revenue Recovery	.....	.....	.....	.....	.....	.....
828 Tobacco Prevention and Control	1,791,072.43	130,472.34	6,655.16	1,914,889.61	.....	1,914,889.61
830 Agricultural College Trust Management	506,991.82	.....	95,462.23	411,529.59	.....	411,529.59
<b>TOTAL GENERAL FUND</b>	<b>\$ (363,811,001.04)</b>	<b>\$ 3,189,596,896.17</b>	<b>\$ 2,812,972,148.93</b>	<b>\$ 12,813,746.20</b>	<b>\$ 24,132,385.61</b>	<b>\$ 36,946,131.81</b>
<b>SPECIAL REVENUE FUNDS</b>						
002 Hospital Data Collection	\$ 97,645.76	\$ .....	\$ 12,076.96	\$ 85,568.80	\$ .....	\$ 85,568.80
003 Architects' License	811,283.79	38,001.00	33,958.79	815,326.00	811.00	816,137.00
007 Winter Recreational Program	1,546,459.47	42,800.00	240,333.96	1,348,925.51	612.36	1,349,537.87
014 Forest Development	12,473,152.90	177.04	258,581.69	12,214,748.25	6,497.68	12,221,245.93
01B ORV & Non-Highway Vehicle Account	688,178.12	187,887.01	210,647.69	665,417.44	1,852.91	667,270.35
01M Snowmobile	1,969,243.58	5,488.74	38,849.77	1,935,882.55	6,693.53	1,942,576.08
024 Professional Engineers'	3,112,751.43	149,402.00	110,341.86	3,151,811.57	1,710.12	3,153,521.69

# RECEIPTS AND DISBURSEMENTS FOR TREASURY FUNDS

	May 1, 2014		May 2014		May 31, 2014		
	Beginning Book Balance		Plus Receipts	Less Disbursements	Ending Book Balance	Outstanding Warrants	Ending Cash Balance
<b>SPECIAL REVENUE FUNDS (Continued)</b>							
026 Real Estate Commission	\$ 6,497,555.60	\$	346,754.59	\$ 319,358.13	\$ 6,524,952.06	\$ 5,255.72	\$ 6,530,207.78
027 Reclamation	2,902,236.67		94,935.44	239,085.90	2,758,086.21	222.96	2,758,309.17
02A Surveys and Maps	889,627.55		30,410.32	51,862.77	868,175.10	24,500.00	892,675.10
02G Health Professions	30,189,474.97		4,530,536.85	4,914,291.18	29,805,720.64	28,015.21	29,833,735.85
02H Business Enterprises Revolving	834,167.48		89,595.48	118,331.13	805,431.83	1,333.00	806,764.83
02J Certified Public Accountants'	4,040,401.78		95,966.20	92,567.68	4,043,800.30	400.03	4,044,200.33
02K Death Investigations	5,590,368.67		336,612.82	367,670.05	5,559,311.44	4,965.52	5,564,276.96
02M Essential Rail Assistance	356,645.11		8,637.72	83,685.00	281,597.83	.....	281,597.83
02N Parkland Acquisition	226,595.60		.....	.....	226,595.60	.....	226,595.60
02R Aquatic Lands Enhancement	11,047,999.55		174.31	(1,647,897.16)	12,696,071.02	47,402.44	12,743,473.46
02W Timber Tax Distribution	7,569,776.06		3,408,004.44	9,935,483.67	1,042,296.83	14,142.73	1,056,439.56
030 Landowner Contingency Forest Fire Suppression	3,354,165.54		2.10	(113,298.11)	3,467,465.75	.....	3,467,465.75
039 Aeronautics	3,618,502.31		267,813.93	305,977.89	3,580,338.35	3,672.71	3,584,011.06
03B Asbestos	811,443.84		30,282.50	11,962.05	829,764.29	.....	829,764.29
03C Emergency Medical Services and Trauma Care System Trust	8,820,192.96		1,055,274.08	3,217,846.00	6,657,621.04	312,518.50	6,970,139.54
03F Enhanced 911	16,433,218.72		2,115,187.36	1,670,670.26	16,877,735.82	173,988.20	17,051,724.02
03N Business License	8,175,667.41		(409,064.22)	1,105,063.83	6,661,539.36	74,077.58	6,735,616.94
03P Fire Service Trust	413,062.20		6,880.00	5,125.10	414,817.10	30.00	414,847.10
03R Safe Drinking Water	3,005,047.93		154,817.84	145,942.39	3,013,923.38	483.77	3,014,407.15
041 Resource Management Cost	50,854,434.22		12,465.57	(1,016,797.34)	51,883,697.13	107,495.65	51,991,192.78
042 Charitable, Educational, Penal, and Reformatory Institutions	4,808,117.59		983.35	74,780.99	4,734,319.95	.....	4,734,319.95
044 Waste Reduction, Recycling, and Litter Control	1,506,622.56		452,781.60	450,813.82	1,508,590.34	8,586.13	1,517,176.47
045 State Vehicle Parking	1,534,918.84		1,527,772.95	1,330,223.22	1,732,468.57	6.50	1,732,475.07
048 Marine Fuel Tax Refund	336,199.64		7,319.87	4,166.65	339,352.86	2,613.78	341,966.64
04E Uniform Commercial Code	2,279,492.92		79,211.00	65,063.97	2,293,639.95	91.00	2,293,730.95
04H Surface Mining Reclamation	1,084,766.25		14.25	5,503.92	1,079,276.58	.....	1,079,276.58
04M Recreational Fisheries Enhancement	922,469.43		292,995.46	92,441.91	1,123,022.98	8,973.92	1,131,996.90
04R Drinking Water Assistance	4,494,974.46		16,499,483.08	18,622,474.47	2,371,983.07	2,729,453.09	5,101,436.16
04V Vehicle License Fraud	68,192.55		40,000.08	15,554.18	92,638.45	.....	92,638.45
04W Waterworks Operator Certification	1,234,415.59		100,606.00	99,601.56	1,235,420.03	304.30	1,235,724.33
058 Public Works Assistance	39,635,598.55		9,847,975.53	159,101.08	49,324,473.00	3,951.73	49,328,424.73
05H Disaster Response	20,856,407.76		2,273,166.02	4,370,520.89	18,759,052.89	277,952.28	19,037,005.17
05R Drinking Water Assistance Administrative	4,198,971.94		296,331.56	17,627.78	4,477,675.72	.....	4,477,675.72
05W State Drought Preparedness	600,433.29		232.46	518.84	600,146.91	.....	600,146.91
06A Salmon Recovery	9,400.65		.....	.....	9,400.65	.....	9,400.65
06G Real Estate Appraiser Commission	613,364.32		59,046.93	59,437.23	612,974.02	90.00	613,064.02
06K Lead Paint	37,040.21		9,405.00	172.61	46,272.60	.....	46,272.60
06L Business and Professions	7,163,469.55		713,365.20	453,382.74	7,423,452.01	81,879.29	7,505,331.30
06R Real Estate Research	1,027,725.54		14,450.00	.....	1,042,175.54	.....	1,042,175.54
06T License Plate Technology	1,393,889.81		155,456.16	18.27	1,549,327.70	8.99	1,549,336.69

# RECEIPTS AND DISBURSEMENTS FOR TREASURY FUNDS

	May 1, 2014		May 2014		May 31, 2014		
	Beginning Book Balance		Plus Receipts	Less Disbursements	Ending Book Balance	Outstanding Warrants	Ending Cash Balance
<b>SPECIAL REVENUE FUNDS (Continued)</b>							
071 Warm Water Game Fish	\$ 323,211.58	\$	274,159.10	\$ 88,266.84	\$ 509,103.84	\$ 8,838.04	\$ 517,941.88
07C Vessel Response	196,802.78		100.00	.....	196,902.78	.....	196,902.78
07R Drinking Water Assistance Repayment	107,167,855.48		20,411.58	.....	107,188,267.06	.....	107,188,267.06
07W Domestic Violence Prevention	1,020,970.42		56,957.38	77,147.12	1,000,780.68	.....	1,000,780.68
080 Grade Crossing Protective	594,297.06		119.03	18,193.24	576,222.85	18,193.24	594,416.09
081 State Patrol Highway	31,734,766.69		17,312,879.46	15,348,180.71	33,699,465.44	111,091.72	33,810,557.16
082 Motorcycle Safety Education	1,516,565.06		145,430.07	188,924.14	1,473,070.99	5,420.00	1,478,490.99
084 Building Code Council	279,894.06		27,370.30	47,966.81	259,297.55	1,389.60	260,687.15
086 Fire Service Training	4,988,795.88		3,698,439.03	303,774.97	8,383,459.94	7,103.17	8,390,563.11
087 Park Land Trust Revolving	645,841.73		180,418.26	138,681.08	687,578.91	95.68	687,674.59
08A Education Legacy Trust	71,858,076.77		15,485,975.72	48,804,051.48	38,540,001.01	163,913.48	38,703,914.49
08G Flexible Spending Administrative	2,172,076.87		59,910.48	40,190.08	2,191,797.27	.....	2,191,797.27
08H Military Department Rental and Lease	940,194.96		27,167.38	11,870.28	955,492.06	2,953.48	958,445.54
08K Problem Gambling	250,107.58		28,836.35	56,274.13	222,669.80	.....	222,669.80
08M Small City Pavement and Sidewalk	1,277,992.51		78,186.50	14,615.06	1,341,563.95	.....	1,341,563.95
08R Waste Tire Removal	3,376,659.24		314,592.20	54,449.58	3,636,801.86	.....	3,636,801.86
094 Transportation Infrastructure	7,679,398.03		81,276.07	1,255,696.99	6,504,977.11	.....	6,504,977.11
095 Electrical License	9,890,709.65		1,650,942.85	1,605,977.58	9,935,674.92	14,713.95	9,950,388.87
096 Highway Infrastructure	2,382,503.07		477.05	.....	2,382,980.12	.....	2,382,980.12
097 Recreational Vehicle	1,807,510.02		91,511.39	(3.00)	1,899,024.41	.....	1,899,024.41
099 Puget Sound Capital Construction	16,541,142.23		3,002,833.83	7,081,168.30	12,462,807.76	224,111.10	12,686,918.86
09E Freight Mobility Investment	8,847,781.79		1,771.59	.....	8,849,553.38	.....	8,849,553.38
09F High-Occupancy Toll Lanes Operations	1,966,287.14		385.97	(22,363.02)	1,989,036.13	6,350.00	1,995,386.13
09H Transportation Partnership	444,705,728.65		3,190,638.29	33,717,514.09	414,178,852.85	2,212,389.39	416,391,242.24
09M Aquatic Invasive Species Enforcement	364,100.51		24,919.50	2,919.11	386,100.90	.....	386,100.90
09N Aquatic Invasive Species Prevention	169,327.08		74,758.50	17,031.08	227,054.50	5.51	227,060.01
09P City-County Assistance	712,465.19		824,031.84	5,010.20	1,531,486.83	3,097.41	1,534,584.24
09T Washington Main Street Trust Fund	64,396.71	.....	.....	.....	64,396.71	.....	64,396.71
102 Rural Arterial Trust	16,856,069.15		1,539,137.46	623,791.93	17,771,414.68	4.60	17,771,419.28
104 State Wildlife	18,559,413.56		12,376,697.66	4,545,239.43	26,390,871.79	186,031.42	26,576,903.21
106 Highway Safety	18,055,799.84		10,733,206.58	13,471,866.13	15,317,140.29	156,383.48	15,473,523.77
107 Liquor Excise Tax	1,035,562.59		1,764,275.70	.....	2,799,838.29	.....	2,799,838.29
108 Motor Vehicle	125,959,119.05		130,657,458.79	118,368,268.94	138,248,308.90	1,927,162.78	140,175,471.68
109 Puget Sound Ferry Operations	36,320,980.84		17,578,345.91	21,776,476.61	32,122,850.14	259,386.60	32,382,236.74
10A Aquatic Algae Control	237,065.12		49,839.00	4,163.50	282,740.62	.....	282,740.62
10B Home Security Fund	1,802,004.40		1,279,577.70	1,276,214.40	1,805,367.70	23,199.52	1,828,567.22
10G Water Rights Tracking System	267,737.72	.....	.....	.....	267,737.72	.....	267,737.72
10H Job Development	.....	.....	.....	.....	.....	.....	.....
110 Special Wildlife	4,473,784.57		144,104.07	96,302.89	4,521,585.75	3,507.60	4,525,093.35
111 Public Service Revolving	13,027,267.40		8,710,374.49	1,257,365.46	20,480,276.43	30,436.57	20,510,713.00

# RECEIPTS AND DISBURSEMENTS FOR TREASURY FUNDS

	May 1, 2014	May 2014		May 31, 2014		
	Beginning Book Balance	Plus Receipts	Less Disbursements	Ending Book Balance	Outstanding Warrants	Ending Cash Balance
<b>SPECIAL REVENUE FUNDS (Continued)</b>						
113 Common School Construction	\$ 73,355,754.35	\$ 443,082.96	\$ 11,181,257.21	\$ 62,617,580.10	\$ 39,616.29	\$ 62,657,196.39
116 Basic Data	.....	.....	.....	.....	.....	.....
119 Unemployment Compensation Administration	229,964.11	11,059,749.75	11,292,268.62	(2,554.76)	315,911.08	313,356.32
11B Regional Mobility Grant Program	25,253,448.10	5,083.97	2,449,972.16	22,808,559.91	495,080.77	23,303,640.68
11E Freight Mobility Multimodal	5,127,598.03	(3,702.47)	245,647.75	4,878,247.81	.....	4,878,247.81
11H Forest and Fish Support	5,231,765.62	416,155.38	417,999.30	5,229,921.70	20,340.00	5,250,261.70
11K Washington Auto Theft Prevention Authority	3,716,382.15	670,719.52	1,524,808.06	2,862,293.61	.....	2,862,293.61
120 Administrative Contingency	8,148,471.80	998,718.54	942,805.85	8,204,384.49	277.76	8,204,662.25
12C Affordable Housing For All	6,431,852.90	333,343.82	257,686.21	6,507,510.51	141.94	6,507,652.45
12M Charitable Organization Education	866,541.53	27,120.00	24,802.67	868,858.86	323.12	869,181.98
12T Traumatic Brain Injury	2,140,818.19	133,933.62	101,409.34	2,173,342.47	.....	2,173,342.47
134 Employment Services Administrative	13,196,464.39	.....	2,255,883.73	10,940,580.66	487.55	10,941,068.21
138 Insurance Commissioner's Regulatory	9,803,074.90	39,196.21	2,061,232.45	7,781,038.66	4,667.69	7,785,706.35
144 Transportation Improvement	41,949,760.58	6,522,277.41	2,897,771.64	45,574,266.35	68.32	45,574,334.67
146 Firearms Range	956,022.80	23,102.18	7,538.79	971,586.19	.....	971,586.19
14A Wildlife Rehabilitation	423,770.06	17,745.39	5,461.28	436,054.17	859.62	436,913.79
14M Financial Fraud & ID Theft	582,363.43	29,256.00	21,206.91	590,412.52	.....	590,412.52
14R Military Active State Service	.....	.....	.....	.....	.....	.....
14V Ignition Interlock Device	1,707,212.82	163,440.00	744,644.10	1,126,008.72	103,002.05	1,229,010.77
150 Low-Income Weatherization/ Structural Rehabilitation Assistance	2,888,283.32	578.48	2,098.15	2,886,763.65	.....	2,886,763.65
153 Rural Mobility Grant Program	2,341,466.62	502.43	719,304.96	1,622,664.09	.....	1,622,664.09
154 New Motor Vehicle Arbitration	1,513,098.72	55,827.00	35,374.82	1,533,550.90	3.00	1,533,553.90
158 Aquatic Land Dredged Material Disposal Site	354,545.06	0.47	2,874.37	351,671.16	.....	351,671.16
159 Parks Improvement	678,996.60	21,410.62	22,390.47	678,016.75	1,643.05	679,659.80
15H Cleanup Settlement	85,438,171.50	18,055.18	283,308.10	85,172,918.58	10,966.00	85,183,884.58
15M Biotoxin	462,451.19	149,691.00	85,783.50	526,358.69	132.00	526,490.69
15P Energy Recovery Act	1,415,303.61	23,709.60	.....	1,439,013.21	.....	1,439,013.21
160 Wood Stove Education and Enforcement	309,799.85	7,950.00	(23,059.46)	340,809.31	10,474.50	351,283.81
162 Farm Labor Contractor	47,633.86	70.00	.....	47,703.86	.....	47,703.86
167 Natural Resources Conservation Areas Stewardship	242,221.55	0.23	(2,057.64)	244,279.42	.....	244,279.42
16A Judicial Stabilization Trust	1,159,646.02	524,058.12	286,489.26	1,397,214.88	.....	1,397,214.88
16J SR 520 Corridor	299,567,516.78	(2,104,955.75)	17,211,871.69	280,250,689.34	95,359.21	280,346,048.55
16M Appraisal Management Company	337,619.58	8,438.00	5,271.46	340,786.12	35.25	340,821.37
16P Marine Resources Stewardship Trust	469,754.43	106.32	53,094.58	416,766.17	1,320.00	418,086.17
16W Hospital Safety Net Assessment	22,516,206.33	15,080,325.14	68,030.85	37,528,500.62	.....	37,528,500.62
172 Basic Health Plan Trust	22,751.80	349.13	1,375.80	21,725.13	12,559.09	34,284.22
173 State Toxics Control	58,127,072.13	7,208,980.92	7,382,309.85	57,953,743.20	91,431.87	58,045,175.07
174 Local Toxics Control	112,380,324.13	5,133,333.33	3,982,063.13	113,531,594.33	245,500.32	113,777,094.65
176 Water Quality Permit	11,080,469.12	746,761.59	1,380,196.59	10,447,034.12	10,752.91	10,457,787.03
17N Complete Streets Grant Program	.....	.....	.....	.....	.....	.....

# RECEIPTS AND DISBURSEMENTS FOR TREASURY FUNDS

	May 1, 2014	May 2014		May 31, 2014		
	Beginning Book Balance	Plus Receipts	Less Disbursements	Ending Book Balance	Outstanding Warrants	Ending Cash Balance
<b>SPECIAL REVENUE FUNDS (Continued)</b>						
17P SR520 Civil Penalties	\$ 8,778,821.80	\$ 1,724.92	\$ (486,697.81)	\$ 9,267,244.53	\$ 3,105.60	\$ 9,270,350.13
17T Health Benefit Exchange	535,704.81	.....	68,779.56	466,925.25	.....	466,925.25
17W Limousine Carriers	7,646.43	764.44	.....	8,410.87	.....	8,410.87
182 Underground Storage Tank	836,268.38	142,683.34	157,277.86	821,673.86	1,080.00	822,753.86
186 County Arterial Preservation	1,770,841.44	1,185,384.81	1,189,424.90	1,766,801.35	61.82	1,766,863.17
18J Capital Vessel Replacement	2,663,278.36	291,292.11	.....	2,954,570.47	.....	2,954,570.47
18L Hydraulic Project Approval	100,189.60	26,251.00	20,570.56	105,870.04	900.00	106,770.04
18W Public Transportation Grant Program	.....	.....	.....	.....	.....	.....
199 Biosolids Permit	990,581.09	14,621.89	73,186.11	932,016.87	423.00	932,439.87
19A Medicaid Fraud Penalty	17,643,474.72	638.50	755,600.51	16,888,512.71	201,675.33	17,090,188.04
19C Forest Practice Application	1,325,267.78	5.84	234,457.44	1,090,816.18	.....	1,090,816.18
19G Environmental Legacy Stewardship	79,796,460.48	4,364,067.89	5,501,066.43	78,659,461.94	134,977.97	78,794,439.91
200 Regional Fisheries Enhancement Salmonid Recovery	1,499,397.04	.....	44,444.22	1,454,952.82	.....	1,454,952.82
201 Department of Licensing Services	857,157.17	310,863.95	116,945.16	1,051,075.96	266.76	1,051,342.72
202 Medical Test Site Licensure	1,056,656.87	4,335.54	157,858.78	903,133.63	1,875.45	905,009.08
203 Passenger Ferry	27.39	.....	.....	27.39	.....	27.39
204 Volunteer Fire Fighters' and Reserve Officers' Administrative	560,687.22	7,083,289.12	30,250.33	7,613,726.01	.....	7,613,726.01
207 Hazardous Waste Assistance	1,097,512.43	25,382.00	213,597.14	909,297.29	745.70	910,042.99
20B Brownfield Redevelopment Trust Fund	.....	.....	.....	.....	.....	.....
20R Radioactive Mixed Waste	1,756,442.71	875,000.00	217,729.61	2,413,713.10	3,837.47	2,417,550.57
215 Special Category C	1,701,060.88	140,704.31	3,467.63	1,838,297.56	.....	1,838,297.56
216 Air Pollution Control	1,415,207.27	55,468.66	118,221.22	1,352,454.71	730.50	1,353,185.21
217 Oil Spill Prevention	4,266,760.24	150,099.93	224,714.09	4,192,146.08	1,077.96	4,193,224.04
218 Multimodal Transportation	70,713,848.73	12,272,264.80	14,262,585.75	68,723,527.78	61,190.90	68,784,718.68
222 Freshwater Aquatic Weeds	524,380.40	95,013.00	17,529.94	601,863.46	.....	601,863.46
223 State Oil Spill Response	9,650,640.76	.....	1,365.60	9,649,275.16	.....	9,649,275.16
234 Public Works Administration	9,463,541.36	373,473.52	285,713.68	9,551,301.20	83,243.03	9,634,544.23
235 Youth Tobacco Prevention	653,154.78	48,924.84	49,132.23	652,947.39	.....	652,947.39
237 Recreation Access Pass	2,033,857.96	(309,236.70)	680.00	1,723,941.26	135.00	1,724,076.26
260 University of Washington Operating Fees	.....	.....	.....	.....	.....	.....
262 Manufactured Home Installation Training	279,734.63	19,206.95	17,619.82	281,321.76	67.10	281,388.86
263 Community and Economic Development Fee	2,392,509.08	101,880.85	166,484.88	2,327,905.05	256.12	2,328,161.17
267 Recreation Resources	3,326,158.74	512,428.08	607,860.84	3,230,725.98	383.56	3,231,109.54
268 Nonhighway and Off-Road Vehicle Activities (NOVA) Program	5,243,131.80	444,735.55	358,202.63	5,329,664.72	6,344.02	5,336,008.74
269 Parks Renewal and Stewardship	22,869,984.37	5,448,827.12	4,219,118.91	24,099,692.58	95,210.65	24,194,903.23
271 Washington State University Operating Fees	.....	.....	.....	.....	.....	.....
275 Central Washington University Operating Fees	.....	.....	.....	.....	.....	.....
277 State Agency Parking	188,654.35	9,560.00	13,183.47	185,030.88	237.50	185,268.38
296 Columbia River Basin Water Supply Rev Recovery	512,681.70	102.66	.....	512,784.36	.....	512,784.36
315 Dedicated Marijuana Fund	1,725,171.77	27,692.42	2,813,806.11	(1,060,941.92)	17,083.34	(1,043,858.58)

# RECEIPTS AND DISBURSEMENTS FOR TREASURY FUNDS

	May 1, 2014		May 2014		May 31, 2014		
	Beginning Book Balance		Plus Receipts	Less Disbursements	Ending Book Balance	Outstanding Warrants	Ending Cash Balance
<b>SPECIAL REVENUE FUNDS (Continued)</b>							
319 Public Health Supplemental	\$ 1,191,857.18		\$ 15,211.45	\$ 337,318.02	\$ 869,750.61	\$ 25,888.60	\$ 895,639.21
404 State Treasurer's Service	11,198,917.32		1,745,471.75	748,701.52	12,195,687.55	21,226.32	12,216,913.87
408 Coastal Protection	1,058,665.42		50,543.35	6,685.24	1,102,523.53	.....	1,102,523.53
441 Local Government Archives	1,831,318.27		277,656.47	224,553.48	1,884,421.26	529.94	1,884,951.20
500 Perpetual Surveillance and Maintenance	44,999,068.48		17,291.95	.....	45,016,360.43	.....	45,016,360.43
507 Oyster Reserve Land	720,945.32		144.81	10,536.34	710,553.79	77.79	710,631.58
511 Tacoma Narrows Toll Bridge	5,409,599.16		(4,593,402.89)	(3,259,647.41)	4,075,843.68	2,917.86	4,078,761.54
513 Derelict Vessel Removal	513,743.28		149,592.00	111,822.76	551,512.52	18.00	551,530.52
532 Washington Housing Trust	8,291,895.42		336,678.65	189,093.53	8,439,480.54	.....	8,439,480.54
535 Alaskan Way Viaduct Replacement Project	.....		.....	.....	.....	.....	.....
549 Election	6,349,991.11		1,877.52	66,167.20	6,285,701.43	5,981.43	6,291,682.86
550 Transportation 2003	195,088,157.70		2,454,217.55	11,250,187.30	186,292,187.95	169,024.27	186,461,212.22
562 Skilled Nursing Facility Safety Net Trust	4,274,592.40		474.86	575,895.40	3,699,171.86	.....	3,699,171.86
564 Water Pollution Control Revolving Administration	2,479.19		4,368.62	.....	6,847.81	.....	6,847.81
566 Community Forest Trust	.....		.....	.....	.....	.....	.....
571 Multiuse Roadway Safety	2,892.82		1,368.55	.....	4,261.37	.....	4,261.37
595 I-405 Express Toll Lanes Operations	.....		.....	.....	.....	.....	.....
600 Department of Retirement Systems Expense	6,987,439.93		2,569,924.39	1,969,853.01	7,587,511.31	6,975.72	7,594,487.03
689 Rural Washington Loan	10,384,615.16		2,079.30	.....	10,386,694.46	.....	10,386,694.46
727 Water Pollution Control Revolving	134,389,151.25		6,520,614.08	11,681,442.30	129,228,323.03	17,771.04	129,246,094.07
733 Capitol Campus Reserve	(3,063,652.97)		214,416.67	(2,138.00)	(2,847,098.30)	.....	(2,847,098.30)
777 Prostitution Prevention and Intervention	136,223.28		963.52	.....	137,186.80	.....	137,186.80
785 State Educational Trust Fund	4,947,580.43		35,599.24	4,137.67	4,979,042.00	378.09	4,979,420.09
818 Youth Athletic Facility	184,615.46		36.97	.....	184,652.43	.....	184,652.43
825 Tobacco Settlement	.....		.....	.....	.....	.....	.....
874 OASI Revolving	238,259.92		5,765.08	11,054.21	232,970.79	435.00	233,405.79
887 Public Facilities Construction Loan Revolving	25,759,535.79		44,817.53	78,883.27	25,725,470.05	229.60	25,725,699.65
888 Deferred Compensation Administrative	1,361,800.71		(40,795.15)	131,233.46	1,189,772.10	.....	1,189,772.10
893 Radiation Perpetual Maintenance	334,450.28		66.97	.....	334,517.25	.....	334,517.25
<b>TOTAL SPECIAL REVENUE FUNDS</b>	<b>\$ 2,761,511,668.46</b>		<b>\$ 367,744,005.37</b>	<b>\$ 440,327,424.86</b>	<b>\$ 2,688,928,248.97</b>	<b>\$ 11,623,686.80</b>	<b>\$ 2,700,551,935.77</b>
<b>DEBT SERVICE FUNDS</b>							
303 Highway Bond Retirement	\$ 161,131,540.54		\$ 51,649,160.40	\$ .....	\$ 212,780,700.94	\$ .....	\$ 212,780,700.94
304 Ferry Bond Retirement	5,841,051.47		1,300,917.95	.....	7,141,969.42	.....	7,141,969.42
305 Transportation Improvement Board Bond Retirement	2,235,328.26		1,500,157.25	.....	3,735,485.51	.....	3,735,485.51
347 Washington State University Bond Retirement	16,073,997.88		946,960.19	(335,825.29)	17,356,783.36	.....	17,356,783.36
348 University of Washington Bond Retirement	11,836,225.18		4,537,894.27	177,908.62	16,196,210.83	.....	16,196,210.83
380 Debt-Limit General Fund Bond Retirement	.....		.....	.....	.....	.....	.....
381 Debt-Limit Reimbursable Bond Retirement	.....		.....	.....	.....	.....	.....
382 Nondebt-Limit General Fund Bond Retirement	.....		.....	.....	.....	.....	.....



# RECEIPTS AND DISBURSEMENTS FOR TREASURY FUNDS

		May 1, 2014	May 2014		May 31, 2014		
		Beginning Book Balance	Plus Receipts	Less Disbursements	Ending Book Balance	Outstanding Warrants	Ending Cash Balance
<b>DEBT SERVICE FUNDS (Continued)</b>							
383	Nondebt-Limit Reimbursable Bond Retirement	\$ .....	\$ 651,350.00	\$ 651,350.00	\$ .....	\$ .....	\$ .....
384	Nondebt-Limit Proprietary Appropriated Bond Retirement	.....	.....	.....	.....	.....	.....
385	Nondebt-Limit Proprietary Nonappropriated Bond Retirement	.....	.....	.....	.....	.....	.....
386	Nondebt-Limit Revenue Bond Retirement	.....	.....	.....	.....	.....	.....
389	Toll Facility Bond Retirement	10,868,020.50	2,170,504.34	.....	13,038,524.84	.....	13,038,524.84
<b>TOTAL DEBT SERVICE FUNDS</b>		<b>\$ 207,986,163.83</b>	<b>\$ 62,756,944.40</b>	<b>\$ 493,433.33</b>	<b>\$ 270,249,674.90</b>	<b>\$ .....</b>	<b>\$ 270,249,674.90</b>
<b>CAPITAL PROJECTS FUNDS</b>							
01L	Higher Education Construction	\$ .....	\$ .....	\$ .....	\$ .....	\$ .....	\$ .....
036	Capitol Building Construction	2,602,523.26	539.38	(520,410.18)	3,123,472.82	.....	3,123,472.82
056	State Higher Education Construction	230,658.18	46.19	.....	230,704.37	.....	230,704.37
057	State Building Construction	343,965,349.73	2,182,625.43	51,474,114.51	294,673,860.65	912,748.21	295,586,608.86
060	Community and Technical College Capital Projects	35,659,348.35	7,476,766.96	2,647,640.28	40,488,475.03	.....	40,488,475.03
061	Eastern Washington University Capital Projects	8,208,574.91	310,605.80	289,158.83	8,230,021.88	.....	8,230,021.88
062	Washington State University Building	4,302,807.65	15,144.02	2,335,954.36	1,981,997.31	.....	1,981,997.31
063	Central Washington University Capital Projects	2,667,595.19	135,338.70	(481.17)	2,803,415.06	.....	2,803,415.06
064	University of Washington Building	6,592,197.10	4,465,296.34	2,785,909.76	8,271,583.68	.....	8,271,583.68
065	Western Washington University Capital Projects	4,112,230.61	1,305,047.56	426,723.43	4,990,554.74	.....	4,990,554.74
066	The Evergreen State College Capital Projects	2,943,975.27	325,407.99	169,875.61	3,099,507.65	.....	3,099,507.65
075	State Social and Health Services Construction	5,371.39	.....	.....	5,371.39	.....	5,371.39
245	Public Safety Reimbursable Bond	4.12	.....	.....	4.12	.....	4.12
246	Community and Technical College Forest Reserve	2,587,633.58	42.27	.....	2,587,675.85	.....	2,587,675.85
289	Thurston County Capital Facilities	2,122,699.03	353,562.78	54,500.13	2,421,761.68	30,004.53	2,451,766.21
357	Gardner-Evans Higher Education Construction	2,593,983.28	(2,271.91)	75,402.97	2,516,308.40	.....	2,516,308.40
364	Military Department Capital	4,022,503.55	.....	10,049.63	4,012,453.92	.....	4,012,453.92
<b>TOTAL CAPITAL PROJECTS FUNDS</b>		<b>\$ 422,617,455.20</b>	<b>\$ 16,568,151.51</b>	<b>\$ 59,748,438.16</b>	<b>\$ 379,437,168.55</b>	<b>\$ 942,752.74</b>	<b>\$ 380,379,921.29</b>
<b>PERMANENT FUNDS</b>							
04B	Natural Resources Real Property Replacement	\$ 13,542,412.92	\$ 2,711.58	\$ .....	\$ 13,545,124.50	\$ .....	\$ 13,545,124.50
601	Agricultural Permanent	53,785.69	.....	(109,894.47)	163,680.16	.....	163,680.16
603	Millersylvania Park Trust	5,365.41	1.08	.....	5,366.49	.....	5,366.49
604	Normal School Permanent	60,670.84	.....	(78,217.11)	138,887.95	.....	138,887.95
605	Permanent Common School	80,992.70	.....	17,933.29	63,059.41	.....	63,059.41
606	Scientific Permanent	387,896.42	.....	(97,741.56)	485,637.98	.....	485,637.98
607	State University Permanent	214,610.11	.....	30,161.01	184,449.10	.....	184,449.10
851	Developmental Disabilities Community Trust	325,202.38	65.11	(1,456.38)	326,723.87	.....	326,723.87
<b>TOTAL PERMANENT FUNDS</b>		<b>\$ 14,670,936.47</b>	<b>\$ 2,777.77</b>	<b>\$ (239,215.22)</b>	<b>\$ 14,912,929.46</b>	<b>\$ .....</b>	<b>\$ 14,912,929.46</b>
<b>ENTERPRISE FUNDS</b>							
401	Correctional Industries	\$ 8,352,622.49	\$ 5,956,181.03	\$ 6,349,959.17	\$ 7,958,844.35	\$ 248,697.41	\$ 8,207,541.76
407	Secretary of State's Revolving	6,636,972.48	627,261.26	414,201.82	6,850,031.92	18,040.36	6,868,072.28

# RECEIPTS AND DISBURSEMENTS FOR TREASURY FUNDS

		May 1, 2014	May 2014		May 31, 2014		
		Beginning Book Balance	Plus Receipts	Less Disbursements	Ending Book Balance	Outstanding Warrants	Ending Cash Balance
<b>ENTERPRISE FUNDS (Continued)</b>							
578	Lottery Administrative	\$ 151,997.04	\$ 1,061,707.89	\$ 996,321.32	\$ 217,383.61	\$ 25,965.73	\$ 243,349.34
608	Accident	10,507,093.15	302,928,960.35	312,394,421.93	1,041,631.57	12,481,886.44	13,523,518.01
609	Medical Aid	9,122,151.35	140,008,816.83	148,599,512.75	531,455.43	14,957,733.23	15,489,188.66
610	Accident Reserve	1,158,014.73	55,083,433.35	55,902,695.56	338,752.52	853,004.08	1,191,756.60
881	Supplemental Pension	2,963,424.11	96,687,181.38	99,240,380.76	410,224.73	1,310,231.37	1,720,456.10
883	Second Injury	66,539,908.05	7,655,895.49	71,912.39	74,123,891.15	26,329.27	74,150,220.42
<b>TOTAL ENTERPRISE FUNDS</b>		<b>\$ 105,432,183.40</b>	<b>\$ 610,009,437.58</b>	<b>\$ 623,969,405.70</b>	<b>\$ 91,472,215.28</b>	<b>\$ 29,921,887.89</b>	<b>\$ 121,394,103.17</b>
<b>INTERNAL SERVICE FUNDS</b>							
006	Public Records Efficiency, Preservation & Access	\$ 2,050,941.18	\$ 95,504.83	\$ 233,885.82	\$ 1,912,560.19	\$ 946.88	\$ 1,913,507.07
405	Legal Services Revolving	20,123,795.15	9,567,811.78	9,587,083.68	20,104,523.25	148,615.61	20,253,138.86
410	Transportation Equipment	18,239,769.33	1,249,471.06	4,018,491.98	15,470,748.41	1,075,016.76	16,545,765.17
415	Personnel Service	3,352,927.74	3,000.00	414,248.14	2,941,679.60	1,591.99	2,943,271.59
418	State Health Care Authority Administrative	321,081.01	1,233,008.45	1,004,509.01	549,580.45	5,142.00	554,722.45
455	Higher Education Personnel Service	353,542.19	191,481.77	85,614.87	459,409.09	42.73	459,451.82
483	Auditing Services Revolving	164,904.60	629,582.80	309,743.83	484,743.57	90.49	484,834.06
484	Administrative Hearings Revolving	24,669.97	1,421,266.58	1,604,686.33	(158,749.78)	3,312.45	(155,437.33)
<b>TOTAL INTERNAL SERVICE FUNDS</b>		<b>\$ 44,631,631.17</b>	<b>\$ 14,391,127.27</b>	<b>\$ 17,258,263.66</b>	<b>\$ 41,764,494.78</b>	<b>\$ 1,234,758.91</b>	<b>\$ 42,999,253.69</b>
<b>PENSION TRUST FUNDS</b>							
614	Volunteer Firefighters' Relief and Pension Principal	\$ 217,588.73	\$ 17,771.52	\$ 996,064.50	\$ (760,704.25)	\$ 57,854.03	\$ (702,850.22)
615	State Patrol - Plan 1	797,171.96	4,554,333.94	4,537,160.39	814,345.51	10,275.44	824,620.95
616	Judges' Retirement	1,034,963.63	213.35	37,023.52	998,153.46	.....	998,153.46
630	State Patrol - Plan 2	295,622.61	375,254.54	304,763.19	366,113.96	.....	366,113.96
631	Public Employees' Retirement System Plan 1	10,449,512.85	138,179,742.75	136,195,649.06	12,433,606.54	243,359.04	12,676,965.58
632	Teachers' Retirement System Plan 1	7,816,265.25	94,133,087.21	92,964,805.51	8,984,546.95	272,913.27	9,257,460.22
633	School Employees' Retirement System Combined Plan 2 & 3	7,041,433.15	36,806,834.48	36,088,425.36	7,759,842.27	106,378.26	7,866,220.53
635	Public Safety Employees Retirement System Plan 2	371,312.17	2,876,949.36	2,983,254.54	265,006.99	95,470.59	360,477.58
641	Public Employees' Retirement System Combined Plan 2 & 3	11,181,513.18	153,474,669.86	153,438,014.73	11,218,168.31	1,785,301.12	13,003,469.43
642	Teachers' Retirement System Combined Plan 2 and 3	15,749,483.33	103,015,906.81	99,468,561.22	19,296,828.92	277,287.95	19,574,116.87
722	Deferred Compensation Principal	5,325,155.52	31,462,800.54	32,481,965.31	4,305,990.75	16.66	4,306,007.41
729	Judicial Retirement Principal	9,037.05	23,868.96	20,372.87	12,533.14	.....	12,533.14
819	LEOFFS Plan 1 Retirement	2,814,799.62	30,398,301.03	29,536,666.22	3,676,434.43	45,936.91	3,722,371.34
829	LEOFFS Plan 2 Retirement	2,519,619.05	23,344,701.36	32,570,012.35	(6,705,691.94)	199,258.94	(6,506,433.00)
882	Washington Judicial Retirement System	6,746,566.29	1,459.49	772,699.06	5,975,326.72	12,786.31	5,988,113.03
<b>TOTAL PENSION TRUST FUNDS</b>		<b>\$ 72,370,044.39</b>	<b>\$ 618,665,895.20</b>	<b>\$ 622,395,437.83</b>	<b>\$ 68,640,501.76</b>	<b>\$ 3,106,838.52</b>	<b>\$ 71,747,340.28</b>
<b>AGENCY FUNDS</b>							
01P	Suspense	\$ 8,210,779.46	\$ 25,144,559.99	\$ 17,298,645.76	\$ 16,056,693.69	\$ 275,205.56	\$ 16,331,899.25
01R	Undistributed Receipts	19,351.46	(16,139.28)	.....	3,212.18	.....	3,212.18
01T	Local Leasehold Excise Tax	313,993.69	(1,652.84)	(5,488,805.63)	5,801,146.48	.....	5,801,146.48

# RECEIPTS AND DISBURSEMENTS FOR TREASURY FUNDS

	May 1, 2014	May 2014		May 31, 2014		
	Beginning Book Balance	Plus Receipts	Less Disbursements	Ending Book Balance	Outstanding Warrants	Ending Cash Balance
<b>AGENCY FUNDS (Continued)</b>						
034 Local Sales and Use Tax	\$ .....	\$ 273,502,108.01	\$ 273,502,108.01	\$ .....	\$ .....	\$ .....
035 State Payroll Revolving	20,998,517.19	378,639,714.99	382,617,119.97	17,021,112.21	1,479,454.85	18,500,567.06
165 Salary Reduction	1,322,712.72	2,131,127.57	1,903,101.55	1,550,738.74	489.50	1,551,228.24
768 Local Real Estate Excise Tax	.....	236,030.97	236,030.97	.....	.....	.....
795 State Investment Board Commingled Monthly Bond	0.01	.....	.....	0.01	.....	0.01
865 State Investment Board Commingled Trust	.....	25,515.71	25,515.71	.....	.....	.....
877 OASI Contribution	.....	.....	.....	.....	.....	.....
<b>TOTAL AGENCY FUNDS</b>	<b>\$ 30,865,354.53</b>	<b>\$ 679,661,265.12</b>	<b>\$ 670,093,716.34</b>	<b>\$ 40,432,903.31</b>	<b>\$ 1,755,149.91</b>	<b>\$ 42,188,053.22</b>
<b>TOTAL TREASURY FUNDS</b>	<b>\$ 3,296,274,436.41</b>	<b>\$ 5,559,396,500.39</b>	<b>\$ 5,247,019,053.59</b>	<b>\$ 3,608,651,883.21</b>	<b>\$ 72,717,460.38</b>	<b>\$ 3,681,369,343.59</b>

# RECEIPTS AND DISBURSEMENTS FOR TREASURER'S TRUST FUNDS

	May 1, 2014	May 2014		May 31, 2014		
	Beginning Book Balance	Plus Receipts	Less Disbursements	Ending Book Balance	Outstanding Warrants	Ending Cash Balance
<b>GENERAL FUND</b>						
06N Local Tax Administration	\$ .....	\$ .....	\$ .....	\$ .....	\$ .....	\$ .....
07F Commercial Fisheries Buyback	.....	.....	.....	.....	.....	.....
08B Foster Care Endowed Scholarship Trust	15,281.59	3.06	.....	15,284.65	.....	15,284.65
08E Individual Development Account Program	69,215.94	13.86	8,400.00	60,829.80	.....	60,829.80
08N State Financial Aid	15,633,013.03	12,004,723.65	25,604,150.95	2,033,585.73	11,743.40	2,045,329.13
08T Transportation Innovative Partnership	.....	.....	.....	.....	.....	.....
10L Health Insurance Partnership	.....	.....	.....	.....	.....	.....
10V Invasive Species Council	.....	.....	.....	.....	.....	.....
10W Family and Medical Leave Enforcement	.....	.....	.....	.....	.....	.....
11M Poet Laureate	5,115.55	.....	5,000.00	115.55	.....	115.55
11R Hospital Infection Control Grant	.....	.....	.....	.....	.....	.....
12L Outdoor Education and Recreation Prog	42,103.42	.....	.....	42,103.42	.....	42,103.42
12P Geoduck Aquaculture Research	.....	.....	.....	.....	.....	.....
131 Fair	138,869.53	63.68	5,475.43	133,457.78	11,600.00	145,057.78
132 State Trade Fair	.....	.....	.....	.....	.....	.....
14F Family Leave Insurance	389,557.91	78.00	.....	389,635.91	.....	389,635.91
14P Skeletal Human Remains Assistance	399,700.08	.....	.....	399,700.08	.....	399,700.08
15B Food Animal Vet Scholarship	.....	.....	.....	.....	.....	.....
15G Prev/Reduce Owner-Occupied Foreclosure Program	.....	.....	.....	.....	.....	.....
15N Business Assistance	.....	.....	.....	.....	.....	.....
16F Washington State Flag	410.96	.....	.....	410.96	.....	410.96
16K Mortgage Recovery	.....	.....	.....	.....	.....	.....
16R Multiagency Permitting Team	84,451.56	16.91	.....	84,468.47	.....	84,468.47
17R Aerospace Training Student Loan	1,877,088.54	47,797.90	9,600.00	1,915,286.44	.....	1,915,286.44
18C Native Education Public-Private Partnership	.....	.....	.....	.....	.....	.....
18F High School Completion	.....	.....	.....	.....	.....	.....
18G Opportunity Scholarship Match Transfer	.....	.....	.....	.....	.....	.....
18N Damage Prevention	.....	.....	.....	.....	.....	.....
18P Shelter to Housing Project	306,986.60	.....	42,076.76	264,909.84	42,076.76	306,986.60
18V Science, Technology, Engineering and Math Education Lighthouse	.....	.....	.....	.....	.....	.....
19J Universal Communications Services	47,000.00	.....	.....	47,000.00	.....	47,000.00
290 Savings Incentive	3,752,555.05	.....	110.87	3,752,444.18	462.24	3,752,906.42
490 Regional Transportation Investment District	.....	.....	.....	.....	.....	.....
514 Agricultural Conservation Easements	.....	.....	.....	.....	.....	.....
534 Washington Graduate Fellowship Trust	489.80	.....	.....	489.80	.....	489.80
551 Homeless Families Services	124,634.31	.....	.....	124,634.31	.....	124,634.31
552 Conservation Assistance Revolving	487,131.05	.....	.....	487,131.05	.....	487,131.05
646 Higher Ed Retirement Plan Supplemental Benefit	22,086.12	999,922.74	1,000,000.00	22,008.86	.....	22,008.86
653 Washington Distinguished Professorship Trust	.....	.....	.....	.....	.....	.....
743 College Faculty Awards Trust	186.14	.....	.....	186.14	.....	186.14

# RECEIPTS AND DISBURSEMENTS FOR TREASURER'S TRUST FUNDS

		May 1, 2014	May 2014		May 31, 2014		
		Beginning Book Balance	Plus Receipts	Less Disbursements	Ending Book Balance	Outstanding Warrants	Ending Cash Balance
<b>GENERAL FUND (Continued)</b>							
747	Health Professional Loan Repayment & Scholarship Program	\$ 3,718,485.32	\$ 165,433.67	\$ 14,266.02	\$ 3,869,652.97	\$ .....	\$ 3,869,652.97
748	Higher Education Coord. Board for Innovation and Quality	.....	.....	.....	.....	.....	.....
781	Cross-State Trail	473.10	.....	.....	473.10	.....	473.10
793	Health Insurance Pool	.....	.....	.....	.....	.....	.....
817	Stadium and Exhibition Center Construction	.....	.....	.....	.....	.....	.....
835	Four Year Student Child Care in Higher Education	37,288.60	.....	5,678.00	31,610.60	.....	31,610.60
837	Washington's Promise Scholarship	7.85	.....	.....	7.85	.....	7.85
<b>TOTAL GENERAL FUND</b>		<u>\$ 27,152,132.05</u>	<u>\$ 13,218,053.47</u>	<u>\$ 26,694,758.03</u>	<u>\$ 13,675,427.49</u>	<u>\$ 65,882.40</u>	<u>\$ 13,741,309.89</u>
<b>SPECIAL REVENUE FUNDS</b>							
01F	Crime Victims' Compensation	\$ 3,117,460.53	\$ 69,005.08	\$ .....	\$ 3,186,465.61	\$ .....	\$ 3,186,465.61
025	Pilotage	1,154,624.29	108,571.55	66,089.91	1,197,105.93	.....	1,197,105.93
03K	Industrial Insurance Premium Refund	1,442,465.02	2,297,852.08	64,833.88	3,675,483.22	32.69	3,675,515.91
04F	Real Estate Education Program	849,198.42	4,288.32	73.00	853,413.74	.....	853,413.74
06H	Oral History, State Library, and Archives	61,997.37	36.07	7,310.20	54,723.24	.....	54,723.24
06J	Securities Prosecution	508,071.77	1,500.00	5,598.06	503,973.71	5,598.06	509,571.77
07A	Mortgage Lending Fraud Prosecution	754,369.87	18,069.12	83,383.88	689,055.11	166,632.36	855,687.47
07B	Organ and Tissue Donation Awareness	130,894.96	30,136.50	68,696.31	92,335.15	.....	92,335.15
07E	Contract Harvesting Revolving	6,679,690.52	(39,113.03)	255,376.20	6,385,201.29	184,863.87	6,570,065.16
07J	"Helping Kids Speak"	3,551.33	3,649.33	3,551.33	3,649.33	.....	3,649.33
07K	Special License Plate Applicant Trust	.....	.....	.....	.....	.....	.....
07L	Legislative International Trade	4,487.37	.....	.....	4,487.37	.....	4,487.37
07N	Produce Railcar Pool	90,551.96	18.14	.....	90,570.10	.....	90,570.10
07T	Commemorative Works	3,232.32	0.65	.....	3,232.97	.....	3,232.97
07V	Fish and Wildlife Enforcement Reward	1,059,394.39	11,532.45	12,266.36	1,058,660.48	2,429.66	1,061,090.14
08C	Gonzaga University Alumni Association	4,908.03	4,419.33	3,749.66	5,577.70	.....	5,577.70
08F	Lighthouse Environmental Programs	14,254.31	9,146.66	10,586.33	12,814.64	.....	12,814.64
08J	Prescription Drug Consortium	54,129.73	.....	.....	54,129.73	.....	54,129.73
08L	"Ski & Ride Washington"	5,307.56	3,320.34	4,144.00	4,483.90	.....	4,483.90
08P	State Parks Education and Enhancement	506,966.78	10,616.67	.....	517,583.45	.....	517,583.45
08V	Veterans Stewardship	719,950.26	46,497.78	28,257.78	738,190.26	59.14	738,249.40
08W	"Washington's National Park Fund"	18,351.56	13,127.34	15,056.98	16,421.92	.....	16,421.92
098	Eastern Washington Pheasant Enhancement	489,223.70	59,196.82	40,731.56	507,688.96	11,340.00	519,028.96
09A	We Love Our Pets	14,062.92	5,565.00	6,799.34	12,828.58	.....	12,828.58
09B	Boating Safety Education Certification	444,119.77	47,745.00	8,843.45	483,021.32	110.00	483,131.32
09J	Washington Coastal Crab Pot Buoy Tag	93,678.83	.....	19.21	93,659.62	.....	93,659.62
09K	Life Sciences Discovery	29,586,207.28	5,055.82	852,749.21	28,738,513.89	118,045.37	28,856,559.26
09L	Nursing Resource Center	56,899.38	43,295.00	1,735.07	98,459.31	20.00	98,479.31
10F	"Share the Road"	30,254.03	10,572.34	11,932.66	28,893.71	.....	28,893.71
11A	Employment Training Finance	2,181,966.30	24,486.28	6,804.00	2,199,648.58	.....	2,199,648.58

# RECEIPTS AND DISBURSEMENTS FOR TREASURER'S TRUST FUNDS

	May 1, 2014		May 2014		May 31, 2014		
	Beginning Book Balance		Plus Receipts	Less Disbursements	Ending Book Balance	Outstanding Warrants	Ending Cash Balance
<b>SPECIAL REVENUE FUNDS (Continued)</b>							
11J Electronic Products Recycling	\$ 501,607.28	\$	62.00	\$ 22,748.52	\$ 478,920.76	\$ 287.55	\$ 479,208.31
11P Large On-Site Sewage Systems	.....	.....	.....	.....	.....	.....	.....
11V Veteran Estate Management	3,759.67		32,683.73	33,666.46	2,776.94	.....	2,776.94
126 Agricultural Local	16,801,667.24		1,612,290.12	1,976,755.55	16,437,201.81	47,381.21	16,484,583.02
128 Grain Inspection Revolving	3,948,075.16		1,697,962.27	732,972.77	4,913,064.66	6,760.57	4,919,825.23
12E Assisted Living Facility Management	532,725.27	.....	.....	(1,873.86)	534,599.13	.....	534,599.13
12F Manufactured/Mobile Home Dispute Resol	1,963,245.45		41,149.53	31,626.08	1,972,768.90	903.00	1,973,671.90
12G Rockfish Research	555,948.89		32,695.50	46,875.83	541,768.56	3,683.64	545,452.20
12H Uniformed Service Shared Leave Pool	621,762.33	.....	.....	(1,211.04)	622,973.37	.....	622,973.37
12N Get Ready For Math & Science Schlarshp	52,483.27		122.44	.....	52,605.71	.....	52,605.71
133 Children's Trust	266,450.82		4,436.20	3,171.33	267,715.69	.....	267,715.69
14E Washington State Heritage Center	874,614.21		277,392.56	317,220.05	834,786.72	6,271.89	841,058.61
14J Ambulatory Surgical Facility	208,594.84		14,067.00	30,914.21	191,747.63	.....	191,747.63
14N Legislative Oral History	7,370.70	.....	.....	.....	7,370.70	.....	7,370.70
14W Reduced Cigarette Ignition Propensity	364,192.81		2,573.12	7,039.10	359,726.83	.....	359,726.83
151 Chief Joseph Recreation Development	6.35	.....	.....	.....	6.35	.....	6.35
15A Transitional Housing Oper & Rent	5,933,795.02		377.00	302,311.27	5,631,860.75	1,692.00	5,633,552.75
15L Annual Property Revaluation Grant	.....	.....	.....	.....	.....	.....	.....
15T Broadband Mapping	(223.26)		182,026.43	182,709.07	(905.90)	.....	(905.90)
15V Funeral and Cemetery	802,678.93		18,141.00	59,261.09	761,558.84	500.00	762,058.84
15W Guaranteed Asset Protection Waiver	16,750.00	.....	.....	.....	16,750.00	.....	16,750.00
163 Worker and Community Right to Know	2,620,540.98		6,004.83	175,836.49	2,450,709.32	205.02	2,450,914.34
169 Horse Racing Commission Operating	961,028.47		246,155.23	150,581.56	1,056,602.14	.....	1,056,602.14
16B Landscape Architects' License	181,596.86		15,565.00	11,762.79	185,399.07	500.00	185,899.07
16E Spec Forest Products Outreach/Education	716.84	.....	.....	.....	716.84	.....	716.84
16G Universal Vaccine Purchase	5,441,530.11		4,511,279.83	4,551,339.68	5,401,470.26	.....	5,401,470.26
16H Columbia River Salmon/Steelhead Stamp	1,548,452.45		273,921.00	72,515.99	1,749,857.46	501.74	1,750,359.20
16L Accessible Communities	350,078.02		11,755.62	3,812.71	358,020.93	.....	358,020.93
16N Disabled Veterans Assistance	.....	.....	.....	.....	.....	.....	.....
16T Product Stewardship Programs	293,168.90		5,000.00	234.94	297,933.96	.....	297,933.96
17H WA Global Health Technologies Product Development	2.06	.....	.....	.....	2.06	.....	2.06
17L Foreclosure Fairness	3,643,950.71		395,750.00	566,218.98	3,473,481.73	.....	3,473,481.73
17M Individual-Based/Portable Background Check Clearance	298,411.09		14,894.10	27,855.16	285,450.03	888.00	286,338.03
17V Volunteer Firefighters	6,244.00		2,884.00	3,808.00	5,320.00	.....	5,320.00
180 Local Government Administrative Hearings	184,939.59	.....	.....	1,128.01	183,811.58	.....	183,811.58
189 Clarke-McNary	.....	.....	.....	.....	.....	.....	.....
18A Investing In Innovation	1,989,000.81		63,512.00	265,342.34	1,787,170.47	.....	1,787,170.47
18E Educator Certification Processing	347,361.10		54,013.00	19,903.74	381,470.36	198.00	381,668.36
18M Music Matters Awareness	6,169.33		4,554.66	5,441.33	5,282.66	.....	5,282.66
18R Seattle Sounders FC	2,772.00		644.00	.....	3,416.00	.....	3,416.00

# RECEIPTS AND DISBURSEMENTS FOR TREASURER'S TRUST FUNDS

	May 1, 2014		May 2014		May 31, 2014		
	Beginning Book Balance		Plus Receipts	Less Disbursements	Ending Book Balance	Outstanding Warrants	Ending Cash Balance
<b>SPECIAL REVENUE FUNDS (Continued)</b>							
190 Forest Fire Protection Assessment	\$ 1,914,492.54	\$	4.67	\$ (2,495,476.39)	\$ 4,409,973.60	\$ 18,906.73	\$ 4,428,880.33
193 State Forest Nursery Revolving	994,792.64		30.60	(384,778.48)	1,379,601.72	60,541.96	1,440,143.68
195 Energy	49,305.90		10.50	13,698.96	35,617.44	.....	35,617.44
197 Statute Law Committee Publications	797,931.72		11,623.96	1,968.18	807,587.50	13.65	807,601.15
198 Access Road Revolving	4,408,575.96		106.97	(43,621.55)	4,452,304.48	5,759.38	4,458,063.86
19B School for the Blind	1,092,765.19		158,361.12	19,890.36	1,231,235.95	313.02	1,231,548.97
19E 4-H Program	447.00		392.00	448.00	391.00	448.00	839.00
19F Seattle Seahawks	247,094.65		30,828.00	216,091.65	61,831.00	.....	61,831.00
19H Center for Childhood Deafness and Hearing Loss	52,146.97		2,306.56	.....	54,453.53	.....	54,453.53
19M Seattle University	.....		.....	.....	.....	.....	.....
19W Wolf-Livestock Conflict	.....		.....	.....	.....	.....	.....
205 Mobile Home Park Relocation	781,282.12		39,363.38	9,877.99	810,767.51	.....	810,767.51
206 Cost of Supervision	609,569.99		100,236.47	188,305.52	521,500.94	3,814.56	525,315.50
209 Regional Fisheries Enhancement Group	1,810,649.93		210,147.95	64,048.35	1,956,749.53	8,833.00	1,965,582.53
20A State Flower	1,092.00		420.00	.....	1,512.00	.....	1,512.00
210 Fire Protection Contractor License	805,865.07		2,224.02	48,914.89	759,174.20	126.00	759,300.20
213 Veterans' Emblem	24,366.45		546.00	.....	24,912.45	.....	24,912.45
214 Temporary Worker Housing	121,567.30		360.00	235.55	121,691.75	.....	121,691.75
219 Air Operating Permit	791,122.91		11,686.73	90,737.06	712,072.58	623.49	712,696.07
225 Fingerprint Identification	4,573,097.88		1,074,938.63	839,422.04	4,808,614.47	272,483.17	5,081,097.64
259 Coastal Crab	93,314.58		1,000.00	3,581.23	90,733.35	.....	90,733.35
274 Adult Family Home	640,880.53		(50.00)	(27,798.55)	668,629.08	.....	668,629.08
281 Impaired Driving Safety	61,565.79		143,073.00	94.50	204,544.29	.....	204,544.29
283 Juvenile Accountability Incentive	729,250.16		162.58	(49,134.16)	778,546.90	4,449.04	782,995.94
294 Sea Cucumber Dive Fishery	34,458.44		.....	7,782.89	26,675.55	.....	26,675.55
295 Sea Urchin Dive Fishery	22,309.60		.....	5,123.91	17,185.69	.....	17,185.69
297 Pipeline Safety	217,876.46		37,934.74	472,844.14	(217,032.94)	149,325.74	(67,707.20)
298 Geologists'	494,673.73		15,375.00	18,428.68	491,620.05	17.36	491,637.41
300 Financial Services Regulation	17,608,370.11		1,210,082.89	2,026,501.92	16,791,951.08	4,090.07	16,796,041.15
320 Puget Sound Crab Pot Buoy Tag	23,888.87		.....	6.15	23,882.72	.....	23,882.72
328 Crim Justice Training Commis Firing Range Maintenance	.....		.....	.....	.....	.....	.....
416 Surplus and Donated Food Commodities Revolving	2,802,882.17		1,726,164.59	129,163.22	4,399,883.54	286.56	4,400,170.10
424 Anti-Trust Revolving	2,114,794.52		.....	64,869.30	2,049,925.22	.....	2,049,925.22
480 Financial Education Public-Private Partnership	31,135.90		.....	.....	31,135.90	.....	31,135.90
485 Horse Racing Owners' Bonus/Breeder Awards	81,269.43		108,717.83	(4,228.82)	194,216.08	.....	194,216.08
495 Toll Collection	10,109,296.82		10,196,726.60	10,178,633.12	10,127,390.30	25,356.54	10,152,746.84
496 Future Teachers Conditional Scholarship	2,702,896.34		40,349.08	20,839.38	2,722,406.04	422.33	2,722,828.37
497 Horse Racing Commission Class C Purse Fund	21,684.67		10,291.22	.....	31,975.89	.....	31,975.89
498 Washington State Council of Fire Fighters Benevolent	13,557.34		13,908.99	12,315.30	15,151.03	.....	15,151.03
499 Law Enforcement Memorial	51,877.67		27,489.00	31,107.95	48,258.72	.....	48,258.72

# RECEIPTS AND DISBURSEMENTS FOR TREASURER'S TRUST FUNDS

	May 1, 2014	May 2014		May 31, 2014		
	Beginning Book Balance	Plus Receipts	Less Disbursements	Ending Book Balance	Outstanding Warrants	Ending Cash Balance
<b>SPECIAL REVENUE FUNDS (Continued)</b>						
501 Liquor Revolving	\$ 27,882,143.04	\$ 9,710,480.95	\$ 376,607.30	\$ 37,216,016.69	\$ 168,486.51	\$ 37,384,503.20
503 Tuition Recovery	5,253,390.14	9,007.57	10,515.63	5,251,882.08	.....	5,251,882.08
515 DNA Data Base	951,770.51	36,842.34	53,558.01	935,054.84	.....	935,054.84
516 Fruit and Vegetable Inspection	3,374,365.86	1,250,337.24	1,145,787.55	3,478,915.55	52,015.81	3,530,931.36
536 Federal Food Service Revolving	2,215,103.06	4,568,779.04	4,585,083.01	2,198,799.09	11,913.70	2,210,712.79
539 Telephone Assistance	1,170,629.19	87.92	(17,758.10)	1,188,475.21	.....	1,188,475.21
540 Telecommunication Devices for the Hearing & Speech Impaired	1,542,603.21	119.32	.....	1,542,722.53	.....	1,542,722.53
553 Performance Audits of Government	5,975,452.13	1,084,604.08	1,104,779.13	5,955,277.08	6,148.86	5,961,425.94
561 Community Technical College Innovation	26,682,199.64	729,523.61	2,441,654.18	24,970,069.07	.....	24,970,069.07
687 Rural Rehabilitation	273,468.59	54.76	7,500.00	266,023.35	.....	266,023.35
688 Federal Local Rail Service Assistance	76,610.51	28.38	.....	76,638.89	.....	76,638.89
731 Child Care Facility Revolving	825,273.41	17,613.17	1,953.70	840,932.88	.....	840,932.88
732 Nursing Home Civil Penalties	1,512,188.83	.....	(4,000.00)	1,516,188.83	.....	1,516,188.83
746 Hanford Area Economic Investment	96,786.27	4,689.00	.....	101,475.27	.....	101,475.27
749 Governor's Interagency Committee of State Employed Women	36,181.98	.....	395.40	35,786.58	.....	35,786.58
761 Basic Health Plan Subscription	235,755.36	.....	(77,221.13)	312,976.49	7,848.37	320,824.86
763 Center for the Improvement of Student Learning	37,629.68	.....	.....	37,629.68	.....	37,629.68
773 Commission on Higher Ed Prof Student Ex Program	51,200.00	.....	.....	51,200.00	.....	51,200.00
774 University of Washington License Plate	46,311.99	24,098.61	.....	70,410.60	.....	70,410.60
776 Washington State University License Plate	59,299.33	51,879.28	59,299.33	51,879.28	.....	51,879.28
778 Western Washington University License Plate	12,413.32	1,920.33	.....	14,333.65	.....	14,333.65
779 Eastern Washington University License Plate	16,451.52	3,061.33	.....	19,512.85	.....	19,512.85
780 School Zone Safety Account	46,474.13	65,826.43	44,659.60	67,640.96	.....	67,640.96
783 Central Washington University License Plate	1,663.66	1,892.34	.....	3,556.00	.....	3,556.00
784 Miscellaneous Transportation Programs	(1,378,463.25)	17,508,063.63	22,818,421.59	(6,688,821.21)	263,478.10	(6,425,343.11)
786 The Evergreen State College License Plate	11,870.70	420.00	.....	12,290.70	.....	12,290.70
789 Advanced Environmental Mitigation Revolving	1,651,106.73	6,665.62	.....	1,657,772.35	.....	1,657,772.35
816 Stadium and Exhibition Center	25,626,569.25	825,216.12	.....	26,451,785.37	.....	26,451,785.37
821 Impaired Physician	271,721.81	130,895.00	133,042.38	269,574.43	300.00	269,874.43
823 Livestock Nutrient Management	49,579.08	.....	(3,400.00)	52,979.08	.....	52,979.08
833 Developmental Disabilities Endowment Trust	570,031.86	344,110.07	212,155.73	701,986.20	62,218.30	764,204.50
834 Capitol Furnishings Preservation Committee	65,743.22	43.08	.....	65,786.30	.....	65,786.30
878 Federal Forest Revolving	0.82	887.86	.....	888.68	.....	888.68
880 Advance Right-of-Way Revolving	4,881,326.03	285,017.36	.....	5,166,343.39	.....	5,166,343.39
884 Gambling Revolving	3,635,400.12	761,995.22	1,165,765.09	3,231,630.25	8,507.27	3,240,137.52
885 Plumbing Certificate	337,001.69	67,366.38	73,190.30	331,177.77	.....	331,177.77
892 Pressure Systems Safety	1,224,912.13	157,608.38	172,043.64	1,210,476.87	1,003.73	1,211,480.60
<b>TOTAL SPECIAL REVENUE FUNDS</b>	<b>\$ 273,666,053.76</b>	<b>\$ 65,134,450.31</b>	<b>\$ 56,922,481.16</b>	<b>\$ 281,878,022.91</b>	<b>\$ 1,696,635.02</b>	<b>\$ 283,574,657.93</b>



# RECEIPTS AND DISBURSEMENTS FOR TREASURER'S TRUST FUNDS

		May 1, 2014	May 2014		May 31, 2014		
		Beginning Book Balance	Plus Receipts	Less Disbursements	Ending Book Balance	Outstanding Warrants	Ending Cash Balance
<b>PERMANENT FUNDS</b>							
842	American Indian Scholarship Endowment	\$ 295,135.54	\$ 59.09	\$ .....	\$ 295,194.63	\$ .....	\$ 295,194.63
852	Foster Care Scholarship Endowment	3,603.21	0.72	.....	3,603.93	.....	3,603.93
<b>TOTAL PERMANENT FUNDS</b>		<b>\$ 298,738.75</b>	<b>\$ 59.81</b>	<b>\$ .....</b>	<b>\$ 298,798.56</b>	<b>\$ .....</b>	<b>\$ 298,798.56</b>
<b>ENTERPRISE FUNDS</b>							
413	Municipal Revolving	\$ 1,801,752.11	\$ 2,396,705.24	\$ 1,804,742.34	\$ 2,393,715.01	\$ 3,761.51	\$ 2,397,476.52
442	Legislative Gift Center	62,720.68	11,300.37	6,181.26	67,839.79	262.40	68,102.19
445	Self-Insured Emplryr Overpymt Reimb	909,858.03	.....	34,805.80	875,052.23	.....	875,052.23
446	Industrial Insurance Rainy Day Fund	.....	.....	.....	.....	.....	.....
449	Certificates of Participation and Other Financing - Local	215,424.93	933,939.45	1,036,438.81	112,925.57	.....	112,925.57
470	Imaging	216,146.90	17,763.28	31,031.09	202,879.09	.....	202,879.09
477	Lottery Investment	.....	.....	.....	.....	.....	.....
543	Judicial Information Systems	21,188,500.92	1,675,569.51	1,175,299.77	21,688,770.66	16,326.25	21,705,096.91
544	Pollution Liability Insurance Program Trust	33,828,037.02	11,316.39	1,376,844.17	32,462,509.24	.....	32,462,509.24
545	Heating Oil Pollution Liability Trust	62,481.91	71,912.74	30,315.38	104,079.27	.....	104,079.27
788	Advanced College Tuition Payment Program	535,323.03	28,007,652.18	27,260,280.92	1,282,694.29	917,240.10	2,199,934.39
<b>TOTAL ENTERPRISE FUNDS</b>		<b>\$ 58,820,245.53</b>	<b>\$ 33,126,159.16</b>	<b>\$ 32,755,939.54</b>	<b>\$ 59,190,465.15</b>	<b>\$ 937,590.26</b>	<b>\$ 60,128,055.41</b>
<b>INTERNAL SERVICE FUNDS</b>							
12V	PEBB Medical Benefits Admin	\$ .....	\$ .....	\$ .....	\$ .....	\$ .....	\$ .....
411	Natural Resources Equipment	1,871,535.21	124.02	912,715.11	958,944.12	8,850.14	967,794.26
419	Data Processing Revolving	32,485,758.97	10,696,640.35	14,900,760.37	28,281,638.95	105,746.10	28,387,385.05
421	Education Technology Revolving	3,020,769.14	6,200.00	1,189,223.92	1,837,745.22	1,738.58	1,839,483.80
422	General Administration Services	16,070,538.69	10,174,180.57	11,395,699.38	14,849,019.88	80,224.60	14,929,244.48
436	OFM Labor Relations Service	2,322,119.60	26,305.59	227,868.67	2,120,556.52	252.47	2,120,808.99
438	Uniform Dental Plan Benefits Administration	2,421.95	468,084.00	467,658.78	2,847.17	.....	2,847.17
439	Uniform Medical Plan Benefits Administration	426,935.09	4,298,373.00	4,159,626.03	565,682.06	.....	565,682.06
444	Fish & Wildlife Equipment	233,755.57	8,002.94	(35,334.72)	277,093.23	.....	277,093.23
453	Minority and Women's Business Enterprises	145,323.91	289,998.91	167,520.78	267,802.04	375.00	268,177.04
471	State Patrol Nonappropriated Airplane Revolving	190,484.89	226,989.20	48,474.64	368,999.45	8,844.79	377,844.24
546	Risk Management	464,547.99	339,527.33	(255,977.82)	1,060,053.14	325.00	1,060,378.14
547	Liability	73,034,483.01	8,932,155.00	2,519,801.26	79,446,836.75	293,957.62	79,740,794.37
721	Public Employees' and Retirees' Insurance	405,803,106.69	126,319,809.20	95,012,647.95	437,110,267.94	1,481,997.95	438,592,265.89
730	Public Employees' and Retirees' Insurance Reserve	134,836,927.23	24,737.47	.....	134,861,664.70	.....	134,861,664.70
739	Certificates of Participation and Other Financing - State	412,286.12	10,610,498.43	4,667,268.84	6,355,515.71	.....	6,355,515.71
<b>TOTAL INTERNAL SERVICE FUNDS</b>		<b>\$ 671,320,994.06</b>	<b>\$ 172,421,626.01</b>	<b>\$ 135,377,953.19</b>	<b>\$ 708,364,666.88</b>	<b>\$ 1,982,312.25</b>	<b>\$ 710,346,979.13</b>
<b>PRIVATE PURPOSE FUNDS</b>							
196	Unclaimed Personal Property	\$ 843,267.14	\$ 8,037,351.70	\$ 8,171,037.20	\$ 709,581.64	\$ 3,030,303.04	\$ 3,739,884.68

## RECEIPTS AND DISBURSEMENTS FOR TREASURER'S TRUST FUNDS

	May 1, 2014	May 2014		May 31, 2014		
	Beginning Book Balance	Plus Receipts	Less Disbursements	Ending Book Balance	Outstanding Warrants	Ending Cash Balance
<b>PRIVATE PURPOSE FUNDS (Continued)</b>						
738 Department of Social and Health Services Trust	\$ 53,654.52	\$ .....	\$ .....	\$ 53,654.52	\$ .....	\$ 53,654.52
<b>TOTAL PRIVATE PURPOSE FUNDS</b>	<b>\$ 896,921.66</b>	<b>\$ 8,037,351.70</b>	<b>\$ 8,171,037.20</b>	<b>\$ 763,236.16</b>	<b>\$ 3,030,303.04</b>	<b>\$ 3,793,539.20</b>
<b>AGENCY FUNDS</b>						
16C Real Estate/Property Tax Admin Assistance	\$ 48,292.50	\$ 55,372.00	\$ 48,292.50	\$ 55,372.00	\$ .....	\$ 55,372.00
17A County Enhanced 911 Excise Tax	5,705,959.43	5,762,375.54	5,859,092.41	5,609,242.56	.....	5,609,242.56
525 Washington State Combined Fund Drive	1,693,166.46	286,626.23	1,250,714.89	729,077.80	20,709.73	749,787.53
660 Natural Resources Deposit	10,365,719.59	30,904,885.85	31,161,682.45	10,108,922.99	137,837.32	10,246,760.31
734 Centennial Document Preservation and Modernization	2,604,436.10	228,322.25	.....	2,832,758.35	.....	2,832,758.35
737 High Occupancy Vehicle	.....	.....	.....	.....	.....	.....
757 Maritime Historic Restoration and Preservation	(13,112.93)	7,795.75	.....	(5,317.18)	.....	(5,317.18)
797 Local Tourism Promotion	671,155.50	701,204.50	677,238.75	695,121.25	.....	695,121.25
<b>TOTAL AGENCY FUNDS</b>	<b>\$ 21,075,616.65</b>	<b>\$ 37,946,582.12</b>	<b>\$ 38,997,021.00</b>	<b>\$ 20,025,177.77</b>	<b>\$ 158,547.05</b>	<b>\$ 20,183,724.82</b>
<b>TOTAL TREASURER'S TRUST FUNDS</b>	<b>\$ 1,053,230,702.46</b>	<b>\$ 329,884,282.58</b>	<b>\$ 298,919,190.12</b>	<b>\$ 1,084,195,794.92</b>	<b>\$ 7,871,270.02</b>	<b>\$ 1,092,067,064.94</b>

# INVESTMENT STATEMENT & INVESTMENT INTEREST INCOME AND CAPITAL GAINS

## INVESTMENT STATEMENT

Fund / Account	May 1, 2014	Purchased	Maturities & Sales	Amortization	May 31, 2014
<b>Treasury &amp; Treasurer's Trust</b>					
Investments (trade date basis)	\$ 4,392,557,630.19	\$ 3,435,130,365.26	\$ 3,070,076,886.51	\$ (797,809.69)	\$ 4,756,813,299.25
Reverse Repurchase Agreements	.....	.....	.....	.....	.....
Purchased Accrued Interest	397,641.47	296,787.40	122,958.65	.....	571,470.22
<b>Total Treasury &amp; Treasurer's Trust</b>	<b>\$ 4,392,955,271.66</b>	<b>\$ 3,435,427,152.66</b>	<b>\$ 3,070,199,845.16</b>	<b>\$ (797,809.69)</b>	<b>\$ 4,757,384,769.47</b>
<b>Local Government Investment Pool</b>					
Investments (trade date basis)	\$ 11,824,007,435.77	\$ 9,954,946,421.51	\$ 9,836,458,872.80	\$ 458,641.91	\$ 11,942,953,626.39
Reverse Repurchase Agreements	.....	.....	.....	.....	.....
Purchased Accrued Interest	.....	4,150.12	.....	.....	4,150.12
<b>Total Local Government Investment Pool</b>	<b>\$ 11,824,007,435.77</b>	<b>\$ 9,954,950,571.63</b>	<b>\$ 9,836,458,872.80</b>	<b>\$ 458,641.91</b>	<b>\$ 11,942,957,776.51</b>
<b>Total All Accounts</b>	<b>\$ 16,216,962,707.43</b>	<b>\$ 13,390,377,724.29</b>	<b>\$ 12,906,658,717.96</b>	<b>\$ (339,167.78)</b>	<b>\$ 16,700,342,545.98</b>

## INVESTMENT INTEREST INCOME AND CAPITAL GAINS CURRENT MONTH AND FISCAL YEAR TO DATE COMPARISON

Fund / Account	May 2014	May 2013	Fiscal Year 2014	Fiscal Year 2013
<b>Treasury &amp; Treasurer's Trust</b>				
Cash*	\$ 2,985,446.12	\$ 2,115,094.48	\$ 29,518,188.03	\$ 39,627,784.26
Bank Fees				
Custody	(4,615.81)	(4,594.71)	(50,658.43)	(50,721.55)
Other Treasury	(12,439.82)	(11,947.82)	(140,270.31)	(156,490.71)
Other Trust	.....	.....	.....	(5,060.02)
Total Bank Fees	\$ (17,055.63)	\$ (16,542.53)	\$ (190,928.74)	\$ (212,272.28)
Amortization	(797,809.69)	(915,099.87)	(11,191,513.65)	(12,119,348.56)
Accrued Interest	(54,403.20)	212,757.23	846,245.85	796,738.24
Unrealized Gains and Losses	3,477.62	.....	.....	.....
<b>Total Treasury &amp; Treasurer's Trust</b>	<b>\$ 2,119,655.22</b>	<b>\$ 1,396,209.31</b>	<b>\$ 18,981,991.49</b>	<b>\$ 28,092,901.66</b>
<b>Local Government Investment Pool</b>				
Cash*	\$ 453,515.49	\$ 983,824.60	\$ 6,281,615.40	\$ 12,693,538.95
Amortization	458,641.91	477,684.53	5,073,148.94	5,011,931.47
Accrued Interest	106,331.68	(82,525.35)	(59,445.12)	(323,187.30)
Unrealized Gains and Losses	.....	.....	.....	.....
<b>Total Local Government Investment Pool</b>	<b>\$ 1,018,489.08</b>	<b>\$ 1,378,983.78</b>	<b>\$ 11,295,319.22</b>	<b>\$ 17,382,283.12</b>
<b>Total All Accounts</b>	<b>\$ 3,138,144.30</b>	<b>\$ 2,775,193.09</b>	<b>\$ 30,277,310.71</b>	<b>\$ 45,475,184.78</b>

\* Balances include any expense for reverse repurchase buy-backs.



JAMES L. McINTIRE  
STATE TREASURER  
PO BOX 40200  
OLYMPIA WA 98504-0200

---

