



**Washington State
Treasurer's
Monthly Report**

May 2015



**JAMES L. McINTIRE
State Treasurer**

In accordance with the Americans with Disabilities Act, this publication will be made available in alternate formats upon request to the Office of the State Treasurer, Legislative Building, 2nd Floor, Olympia, Washington 98504-0200, telephone (360) 902-9000, fax (360) 902-9037 or TTY Users Call: 7-1-1.
Web Site: <http://tre.wa.gov>.

Cover photo by Harry T. Halverson, photographer, Olympia, Washington.
Reproduction courtesy of Halverson Fine Photography in memory of Harry T. Halverson.

TABLE OF CONTENTS

	<i>Page</i>
State Treasurer’s Letter	1
General Fund	2
Treasury, Treasurer’s Trust and Local Government Investment Pool Flow Chart	3
Treasury & Treasurer’s Trust, Treasury and Treasurer’s Trust Charts	4
General Fund and Local Government Investment Pool Charts	5
Receipts and Disbursements for the State Treasury	6
Receipts and Disbursements for Trust Funds	16
Investment Statement & Investment Interest Income and Capital Gains	23



JAMES L. McINTIRE,
State Treasurer

State of Washington
Office of the Treasurer
Legislative Building
P.O. Box 40200
Olympia, Washington 98504-0200

(360) 902-9000 • TTY 7-1-1
FAX (360) 902-9037
Home Page <http://tre.wa.gov>

Fellow Washingtonians,

I am pleased to report on the operations of the Office of the State Treasurer for the month of May 2015. At the close of the month, the Treasury & Treasurer's Trust book balance was \$4.6 billion with investment earnings distributed for the month of \$3.8 million.

Sincerely,

A handwritten signature in black ink, appearing to read "James L. McIntire". The signature is fluid and cursive, with the first name "James" being the most prominent.

James L McIntire
Washington State Treasurer

GENERAL FUND

GENERAL FUND CURRENT MONTH AND FISCAL YEAR TO DATE COMPARISON (In Millions)

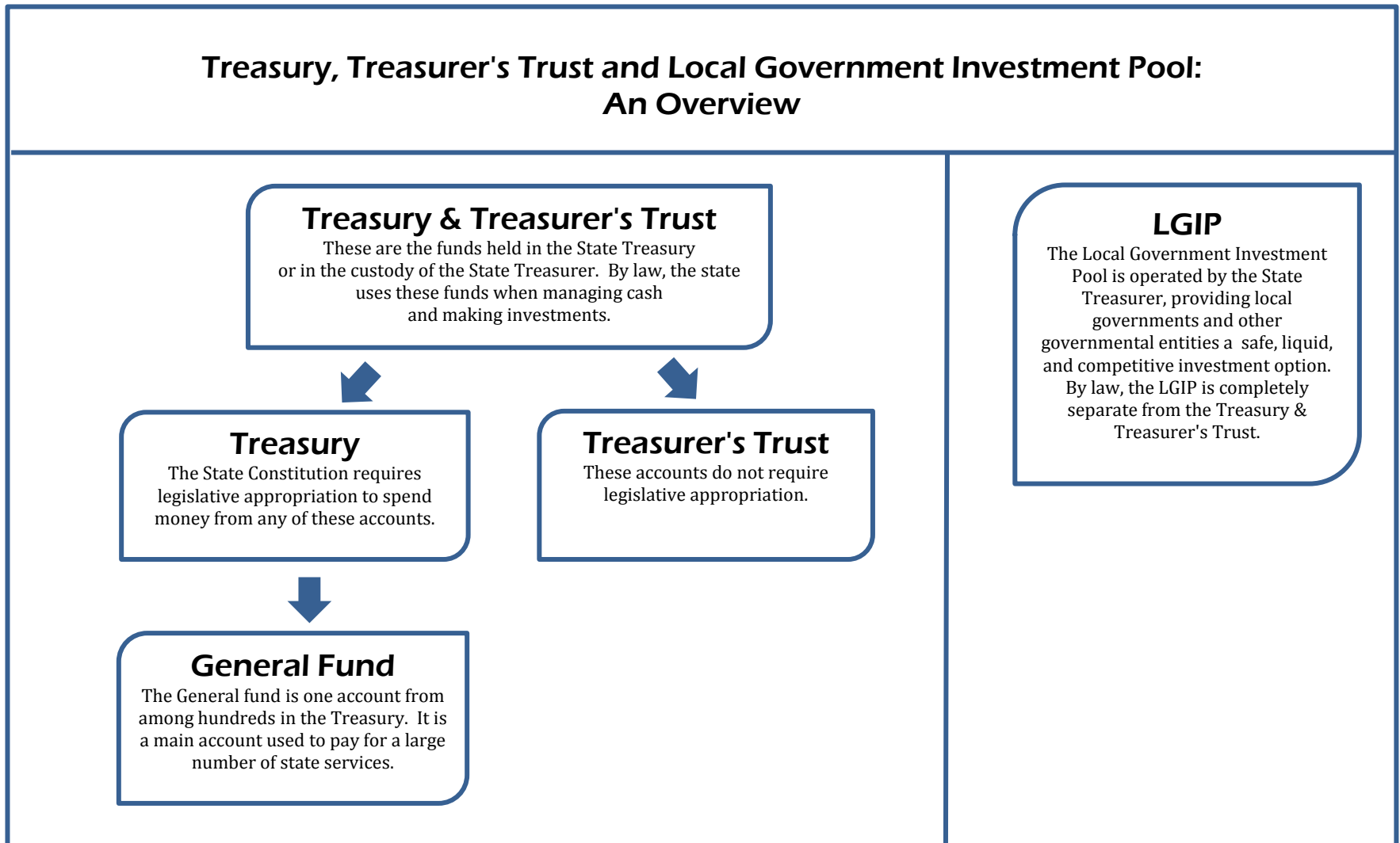
	Month of May		Fiscal Year to Date	
	2015	2014	2015	2014
Beginning Book Balance	\$ (366.458)	\$ (742.241)	\$ 401.227	\$ 178.568
Cash Revenue	2,761.862	3,078.671	25,187.504	21,978.410
Other Cash Receipts	677.526	92.976	5,392.086	4,976.869
Total Cash Receipts	<u>\$ 3,439.388</u>	<u>\$ 3,171.647</u>	<u>\$ 30,579.590</u>	<u>\$ 26,955.279</u>
Total Cash Disbursements	<u>\$ 2,632.453</u>	<u>\$ 2,795.529</u>	<u>\$ 30,540.340</u>	<u>\$ 27,499.970</u>
Ending Book Balance	<u>\$ 440.477</u>	<u>\$ (366.123)</u>	<u>\$ 440.477</u>	<u>\$ (366.123)</u>
Cash Revenue				
Bond Retirement & Interest	\$ 0.000	\$ 0.000	\$ (0.313)	\$ (0.309)
Secretary of State	2.731	2.877	30.965	30.127
Department of Revenue:				
Retail Sales Tax	688.589	673.485	7,534.065	6,916.134
Business & Occupation Tax	283.323	260.329	3,124.393	2,985.050
Compensating Tax	46.747	49.146	547.072	507.276
Cigarette Tax	32.270	30.942	357.421	327.677
Public Utility Tax	29.161	38.030	357.225	364.647
Various Other Revenue	46.694	49.218	582.074	568.991
Insurance Commission	1.897	3.182	359.214	295.965
Liquor Control Board	2.441	2.162	83.646	117.370
Department of Licensing:				
Excise Tax – Other	0.015	0.015	0.150	0.144
Various Other Revenue	3.856	3.721	12.045	11.907
Department of Social & Health Services	0.449	7.761	85.302	91.166
Universities & Colleges	0.000	0.000	0.217	0.093
Treasurer's Transfers	(0.557)	(9.963)	(3.781)	13.841
Counties:				
Property Tax	792.788	736.778	1,853.503	1,800.924
Real Estate Excise Tax	66.273	60.254	682.540	576.197
Various Other Revenue	5.305	5.080	54.694	55.253
Federal Grants-In-Aid (All Agencies)	788.159	1,159.800	9,193.328	7,061.741
Revenues Distributed to Local Governments	(4.634)	(4.677)	(10.423)	(10.207)
Other Agencies' Cash Revenue	(23.645)	10.531	344.167	264.423
Total Cash Revenue	<u>\$ 2,761.862</u>	<u>\$ 3,078.671</u>	<u>\$ 25,187.504</u>	<u>\$ 21,978.410</u>

Source: Agency Financial Reporting System (AFRS).

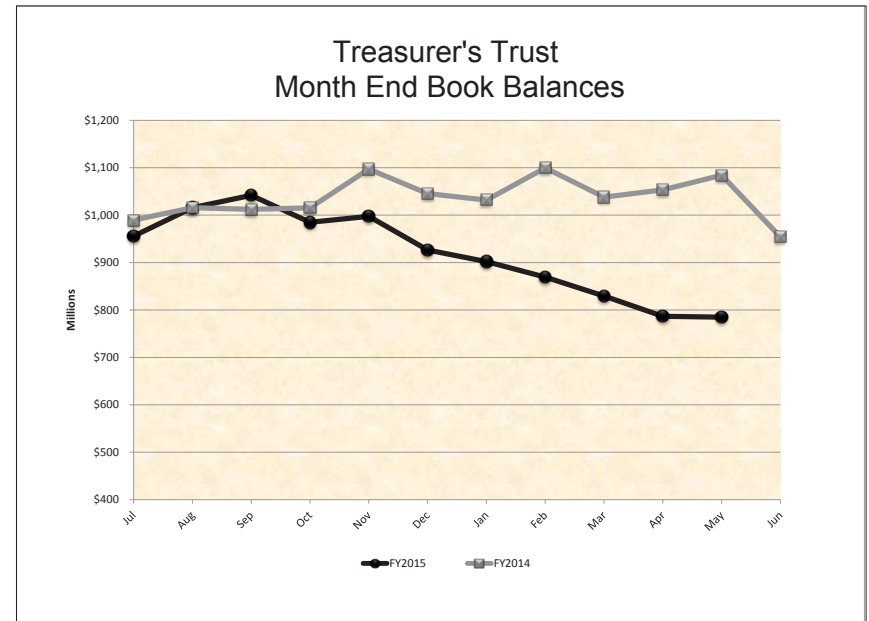
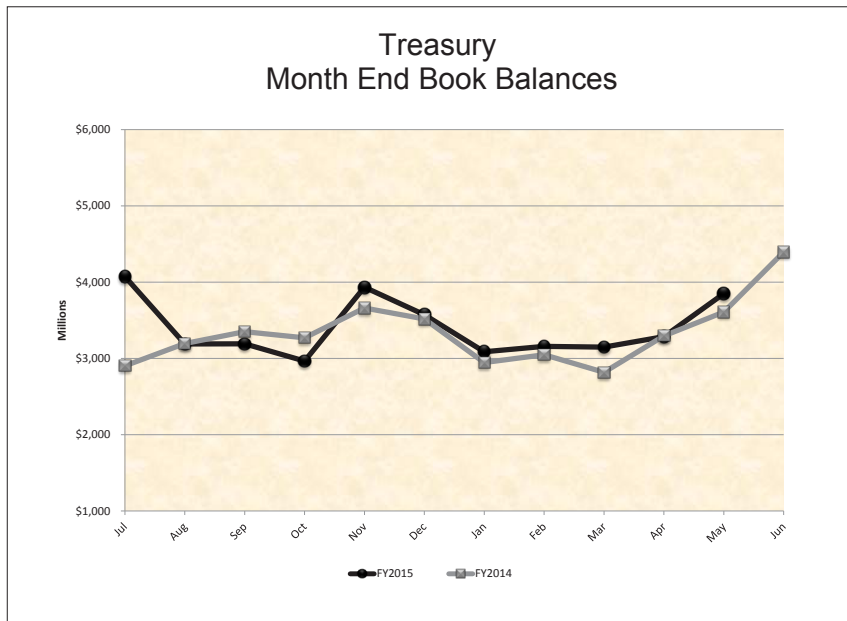
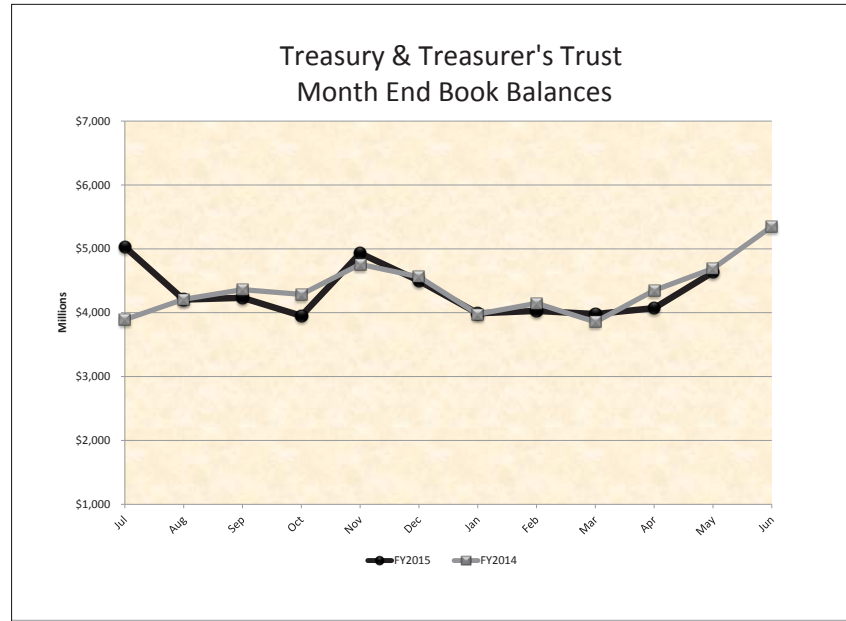
TREASURY, TREASURER'S TRUST AND LGIP FLOW CHART

The State Treasurer is charged with the cash management of public funds, which includes two categories of state funds and accounts: (1) funds and accounts located in the state treasury, which are subject to legislative appropriation; and (2) Treasurer's trust funds, which are accounts placed in the custody of the State Treasurer, and not typically subject to legislative appropriation. Funds within these accounts are comingled for investment and cash management purposes.

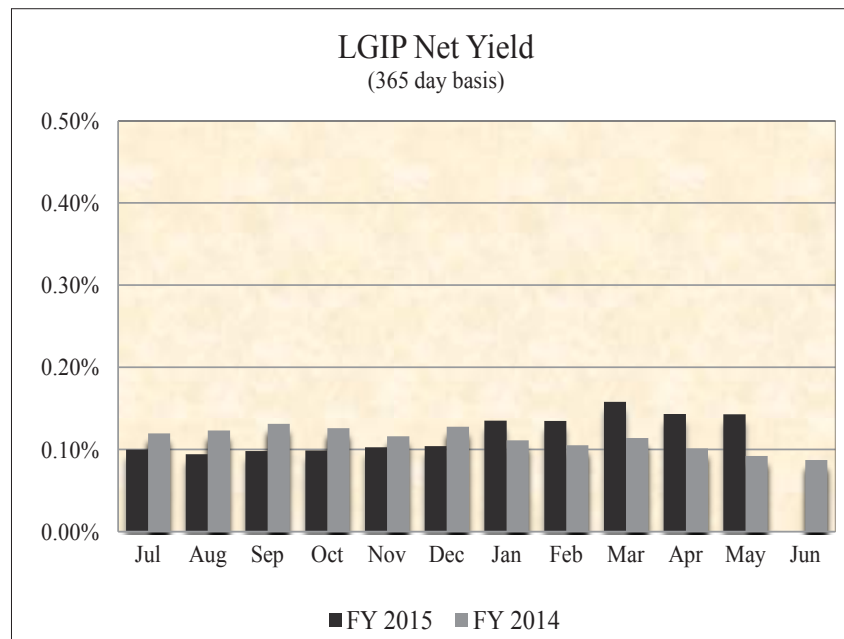
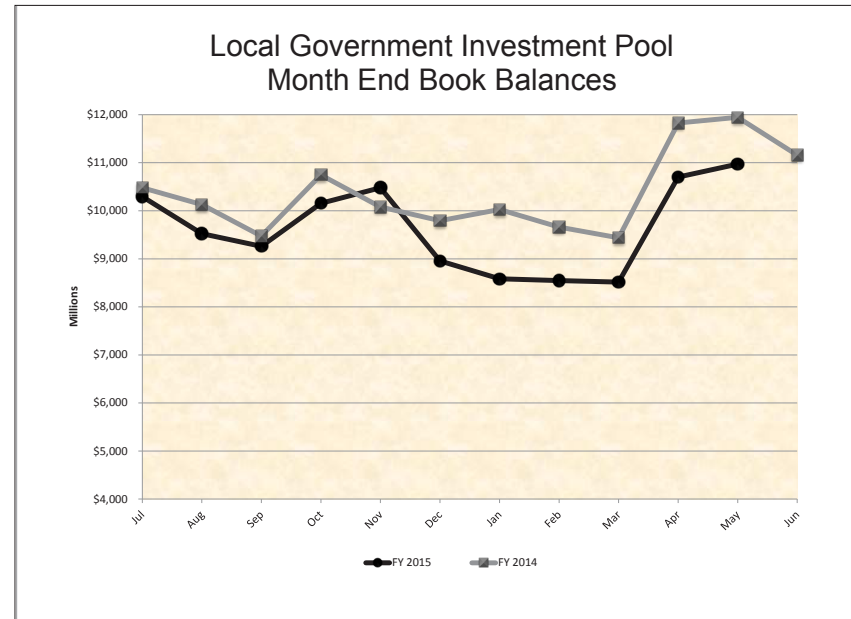
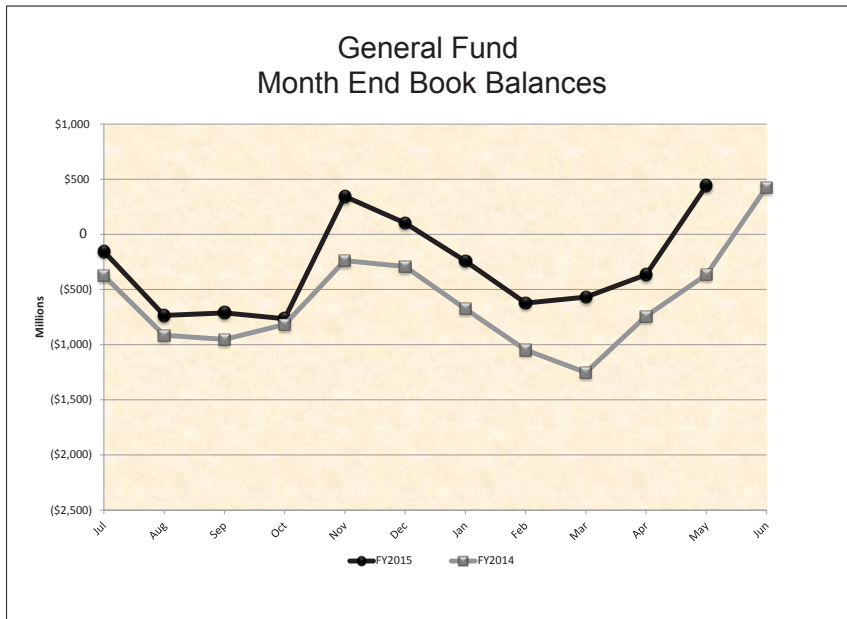
This flow chart describes the structure of the Treasury and Treasurer's Trust Accounts. Month end balances of these accounts are shown on pages 4 and 5.



TREASURY & TREASURER'S TRUST AND TREASURY AND TREASURER'S TRUST CHART



GENERAL FUND AND LOCAL GOVERNMENT INVESTMENT POOL CHARTS



RECEIPTS AND DISBURSEMENTS FOR TREASURY FUNDS

	May 1, 2015	May 2015		May 31, 2015		
	Beginning Book Balance	Plus Receipts	Less Disbursements	Ending Book Balance	Outstanding Warrants	Ending Cash Balance
GENERAL FUND						
001 General	\$ (366,457,529.11)	\$ 3,439,387,709.82	\$ 2,632,453,414.75	\$ 440,476,765.96	\$ 30,812,259.62	\$ 471,289,025.58
018 Millersylvania Park Current	5,210.50	5,210.50	5,210.50
01E Geothermal	159.89	159.89	159.89
01N Institutional Impact	19,144.72	19,144.72	19,144.72
02P Flood Control Assistance	1,899,077.49	209,590.20	1,689,487.29	1,689,487.29
031 State Investment Board Expense	2,374,071.49	1,531,295.81	1,617,534.74	2,287,832.56	16,176.64	2,304,009.20
032 State Emergency Water Projects Revolving	221,616.92	221,616.92	221,616.92
03A Excess Earnings
03L County Criminal Justice Assistance	1,774,225.99	45,630.23	676,680.11	1,143,176.11	560.18	1,143,736.29
03M Municipal Criminal Justice Assistance	(92,912.25)	402,762.39	4,110.29	305,739.85	48.39	305,788.24
04L Public Health Services	6.11	0.01	6.12	6.12
051 State and Local Improvements Revolving	380,810.85	62,702.02	318,108.83	62,702.02	380,810.85
055 State & Local Improve Revolving (Waste Disp Facilities, 1980)	38,229.04	590.03	37,639.01	37,639.01
05C Criminal Justice Treatment	11,344,480.38	148.57	715,815.88	10,628,813.07	39,107.64	10,667,920.71
05M Tourism Development and Promotion
070 Outdoor Recreation	(1,368,750.90)	527,742.19	(1,896,493.09)	(1,896,493.09)
072 State & Local Improve Revolving (Water Supply Facilities)	822,988.34	3,746.05	819,242.29	259.19	819,501.48
09C Farmlands Preservation	1,159,057.77	1,159,057.77	1,159,057.77
09G Riparian Protection	(908,262.35)	116,687.57	(1,024,949.92)	(1,024,949.92)
09R Economic Development Strategic Reserve	4,514,835.19	866,803.66	3,648,031.53	3,648,031.53
10K Veterans Innovation Program	103,740.40	103,740.40	103,740.40
10P Columbia River Basin Water Supply Development	20,742,133.35	1,613,418.04	911,813.51	21,443,737.88	21,443,737.88
10R Energy Freedom	1,819,555.16	1,164.09	1,820,719.25	1,820,719.25
10T Hood Canal Aquatic Rehabilitation Bond	(2,541.81)	(2,541.81)	(2,541.81)
11F Reinvesting in Youth	(12,296.69)	(30,656.51)	18,359.82	18,359.82
11N Heritage Barn Preservation
11W Water Quality Capital	43,327.10	43,327.10	43,327.10
125 Site Closure	26,585,160.48	18,283.45	29,330.55	26,574,113.38	1,664.68	26,575,778.06
12B Green Energy Incentive
12J Boating Activities	10,000.00	10,000.00	10,000.00
12K Puget Sound Scientific Research
12R Independent Youth Housing
12W Veterans Conservation Corps
14B Budget Stabilization	381,868,988.93	240,954.85	470,200.31	381,639,743.47	11.00	381,639,754.47
14C Puget Sound Recovery
14H Community Preservation & Development Auth	8,750.00	8,750.00	8,750.00
14L Streamlined Sales & Use Tax Mitigation	8,344,901.64	8,344,901.64	8,344,901.64
15C WA Community Tech Opportunity
15F Local Public Safety Enhancement
15J Building Communities

RECEIPTS AND DISBURSEMENTS FOR TREASURY FUNDS

	May 1, 2015	May 2015		May 31, 2015		
	Beginning Book Balance	Plus Receipts	Less Disbursements	Ending Book Balance	Outstanding Warrants	Ending Cash Balance
GENERAL FUND (Continued)						
15K Columbia River Water Delivery	\$ 16,173.66	\$	\$	\$ 16,173.66	\$	\$ 16,173.66
15R Evergreen Job Training
16V Water Rights Processing	42,090.49	63,424.52	3,788.85	101,726.16	101,726.16
177 Judicial Retirement Administrative
17B Home Visiting Services	2,905,470.26	732,534.34	149,663.78	3,488,340.82	1,908.30	3,490,249.12
17C Opportunity Express Account	62,171.42	62,171.42	62,171.42
17E State Efficiency and Restructuring
17F Washington Opportunity Pathways	17,856,011.69	11,024,009.42	23,465,561.00	5,414,460.11	52,331.26	5,466,791.37
17K Basic Health Plan Stabilization
18B Columbia River Basin Tax Bond Water Supply Development	9,398,280.05	6,516.74	106,800.00	9,297,996.79	9,297,996.79
18H Opportunity Expansion	6,000,326.64	6,000,326.64	6,000,326.64
18K 24/7 Sobriety	7,992.60	648.25	8,640.85	8,640.85
18T Child and Family Reinvestment	697,619.37	6,064.55	691,554.82	691,554.82
19K Yakima Integrated Plan Implementation
19L Charter Schools Oversight	12,287.65	1,614.87	13,902.52	13,902.52
19N Diesel Idle Reduction
20C Yakima Integrated Plan Implementation Taxable Bond
244 Habitat Conservation	3,514,542.28	290,311.26	3,224,231.02	3,224,231.02
253 Education Construction	7,073,352.67	4,525.28	7,077,877.95	7,077,877.95
285 Growth Management Planning and Environmental Review
291 Education Savings
355 State Taxable Building Construction	8,774,570.45	2,511,010.66	6,263,559.79	6,263,559.79
359 School Constr & Skill Ctrs Bldg	645,417.87	645,417.87	645,417.87
489 Pension Funding Stabilization
548 LEOFF System Plan 2 Expense	62,704.39	83,077.39	86,638.31	59,143.47	281.50	59,424.97
563 Columbia River Crossing Project
565 Yakima Integrated Plan Implementation Revenue Recovery
828 Tobacco Prevention and Control	1,806,113.45	1,162.24	1,807,275.69	1,807,275.69
830 Agricultural College Trust Management	802,857.48	90,263.72	712,593.76	98.39	712,692.15
TOTAL GENERAL FUND	\$ 154,916,161.05	\$ 3,455,158,880.31	\$ 2,665,346,207.48	\$ 944,728,833.88	\$ 30,987,408.81	\$ 975,716,242.69
SPECIAL REVENUE FUNDS						
002 Hospital Data Collection	\$ 79,555.80	\$	\$ 2,766.38	\$ 76,789.42	\$	\$ 76,789.42
003 Architects' License	799,623.21	25,766.67	32,891.76	792,498.12	752.48	793,250.60
007 Winter Recreational Program	1,392,844.45	14,347.18	71,835.85	1,335,355.78	486.74	1,335,842.52
014 Forest Development	12,164,915.93	444.72	(219,976.30)	12,385,336.95	50,598.85	12,435,935.80
01B ORV & Non-Highway Vehicle Account	854,371.83	213,569.14	197,936.23	870,004.74	11,752.59	881,757.33
01M Snowmobile	2,617,685.83	3,816.14	51,183.75	2,570,318.22	798.49	2,571,116.71
024 Professional Engineers'	2,578,354.01	133,101.00	125,892.62	2,585,562.39	1,455.39	2,587,017.78
026 Real Estate Commission	4,763,783.46	399,373.84	342,987.14	4,820,170.16	11,274.38	4,831,444.54

RECEIPTS AND DISBURSEMENTS FOR TREASURY FUNDS

	May 1, 2015		May 2015		May 31, 2015		
	Beginning Book Balance		Plus Receipts	Less Disbursements	Ending Book Balance	Outstanding Warrants	Ending Cash Balance
SPECIAL REVENUE FUNDS (Continued)							
027 Reclamation	\$ 3,478,973.22	\$	104,153.74	\$ 235,956.15	\$ 3,347,170.81	\$ 980.00	\$ 3,348,150.81
02A Surveys and Maps	955,132.80		34,618.86	38,602.78	951,148.88	8.68	951,157.56
02G Health Professions	31,030,852.26		4,271,974.96	5,440,539.28	29,862,287.94	43,815.27	29,906,103.21
02H Business Enterprises Revolving	781,397.77		74,480.98	54,706.16	801,172.59	1,051.68	802,224.27
02J Certified Public Accountants'	4,647,592.18		206,985.29	93,936.53	4,760,640.94	926.34	4,761,567.28
02K Death Investigations	2,907,176.66		864,199.85	526,914.95	3,244,461.56	1,700.32	3,246,161.88
02M Essential Rail Assistance	563,931.24		17,944.32	5,440.84	576,434.72	576,434.72
02N Parkland Acquisition	224,365.01	224,365.01	224,365.01
02R Aquatic Lands Enhancement	10,150,595.99		334.04	(315,440.38)	10,466,370.41	20,745.98	10,487,116.39
02W Timber Tax Distribution	6,503,102.02		4,384,318.10	10,068,376.31	819,043.81	16,974.59	836,018.40
030 Landowner Contingency Forest Fire Suppression	4,102,187.06		18.53	(94,823.33)	4,197,028.92	21.00	4,197,049.92
039 Aeronautics	3,134,402.25		222,645.85	342,536.61	3,014,511.49	5,508.38	3,020,019.87
03B Asbestos	987,955.47		28,357.50	13,567.70	1,002,745.27	50.00	1,002,795.27
03C Emergency Medical Services and Trauma Care System Trust	5,530,264.34		1,097,653.44	2,068,474.70	4,559,443.08	73,982.00	4,633,425.08
03F Enhanced 911	14,762,659.86		1,793,107.83	1,438,598.83	15,117,168.86	70,293.18	15,187,462.04
03N Business License	8,808,385.04		1,553,858.33	2,138,740.89	8,223,502.48	56,931.51	8,280,433.99
03P Fire Service Trust	417,258.18		3,080.00	3,681.49	416,656.69	30.00	416,686.69
03R Safe Drinking Water	4,513,013.89		198,647.94	313,795.85	4,397,865.98	581.40	4,398,447.38
041 Resource Management Cost	41,086,569.20		28,075.54	1,116,866.69	39,997,778.05	270,855.55	40,268,633.60
042 Charitable, Educational, Penal, and Reformatory Institutions	4,360,486.61		2,988.15	67,230.94	4,296,243.82	4,296,243.82
044 Waste Reduction, Recycling, and Litter Control	1,816,800.04		457,141.31	439,067.18	1,834,874.17	266.02	1,835,140.19
045 State Vehicle Parking	807,281.79		289,610.83	139,758.65	957,133.97	43,992.00	1,001,125.97
048 Marine Fuel Tax Refund	312,813.63		7,506.45	3,739.83	316,580.25	1,718.62	318,298.87
04E Uniform Commercial Code	2,042,613.18		75,429.00	91,720.29	2,026,321.89	3,042.77	2,029,364.66
04H Surface Mining Reclamation	1,284,624.58		33.23	77,542.71	1,207,115.10	1,207,115.10
04M Recreational Fisheries Enhancement	909,537.93		276,997.60	115,522.42	1,071,013.11	371.00	1,071,384.11
04R Drinking Water Assistance	16,820,801.06		343,100.36	589,717.14	16,574,184.28	1,311.00	16,575,495.28
04V Vehicle License Fraud	125,296.40		6,703.91	132,000.31	132,000.31
04W Waterworks Operator Certification	1,343,660.80		129,373.30	171,200.23	1,301,833.87	383.00	1,302,216.87
058 Public Works Assistance	16,306,487.29		45,371,270.17	3,915,867.83	57,761,889.63	1,243.24	57,763,132.87
05H Disaster Response	17,100,457.58		2,497,925.85	3,840,700.38	15,757,683.05	239,929.71	15,997,612.76
05R Drinking Water Assistance Administrative	4,939,086.14		6,141.38	443.00	4,944,784.52	4,944,784.52
05W State Drought Preparedness	569,475.80		1,382.65	570,858.45	570,858.45
06A Salmon Recovery	11,550.65	(2,900.00)	14,450.65	14,450.65
06G Real Estate Appraiser Commission	503,986.24		63,808.15	77,109.26	490,685.13	708.93	491,394.06
06K Lead Paint	110,120.01		11,175.00	27.50	121,267.51	121,267.51
06L Business and Professions	5,772,148.14		659,613.90	809,648.53	5,622,113.51	22,019.65	5,644,133.16
06R Real Estate Research	1,034,185.48		18,850.00	234.00	1,052,801.48	40.00	1,052,841.48
06T License Plate Technology	1,437,945.76		146,247.80	16.29	1,584,177.27	12.54	1,584,189.81
071 Warm Water Game Fish	392,965.27		337,440.53	84,729.53	645,676.27	1,655.35	647,331.62

RECEIPTS AND DISBURSEMENTS FOR TREASURY FUNDS

	May 1, 2015	May 2015		May 31, 2015		
	Beginning Book Balance	Plus Receipts	Less Disbursements	Ending Book Balance	Outstanding Warrants	Ending Cash Balance
SPECIAL REVENUE FUNDS (Continued)						
07C Vessel Response	\$ 223,182.03	\$ 1,628.32	\$	\$ 224,810.35	\$	\$ 224,810.35
07R Drinking Water Assistance Repayment	48,799,926.26	33,097.74	728,848.32	48,104,175.68	38,240.38	48,142,416.06
07W Domestic Violence Prevention	603,518.40	55,014.67	29,194.75	629,338.32	1,655.33	630,993.65
080 Grade Crossing Protective	483,510.59	314.90	78,663.48	405,162.01	405,162.01
081 State Patrol Highway	50,864,632.74	16,206,498.56	15,676,494.10	51,394,637.20	146,705.13	51,541,342.33
082 Motorcycle Safety Education	1,609,837.86	220,458.42	224,096.80	1,606,199.48	5,030.76	1,611,230.24
084 Building Code Council	138,840.64	39,584.45	45,653.14	132,771.95	1,318.03	134,089.98
086 Fire Service Training	4,888,499.86	3,734,113.83	517,747.64	8,104,866.05	98,422.85	8,203,288.90
087 Park Land Trust Revolving	1,482,317.17	186,932.24	172,501.14	1,496,748.27	6,003.25	1,502,751.52
08A Education Legacy Trust	120,568,397.57	14,920,131.68	286,498,874.85	(151,010,345.60)	217,427.83	(150,792,917.77)
08G Flexible Spending Administrative	2,599,896.56	(42,378.40)	40,123.52	2,517,394.64	2,517,394.64
08H Military Department Rental and Lease	1,129,890.68	15,455.97	12,783.89	1,132,562.76	3,025.40	1,135,588.16
08K Problem Gambling	317,590.65	31,393.77	54,883.86	294,100.56	51.55	294,152.11
08M Small City Pavement and Sidewalk	388,641.84	79,826.61	5,799.33	462,669.12	462,669.12
08R Waste Tire Removal	6,642,446.16	277,539.30	36,535.86	6,883,449.60	6,883,449.60
094 Transportation Infrastructure	6,812,975.86	81,309.50	611,691.71	6,282,593.65	6,282,593.65
095 Electrical License	9,312,261.37	2,112,577.89	1,896,598.74	9,528,240.52	38,550.20	9,566,790.72
096 Highway Infrastructure	1,905,049.46	1,218.79	349,416.26	1,556,851.99	1,556,851.99
097 Recreational Vehicle	2,480,992.73	85,941.25	9.00	2,566,924.98	3.00	2,566,927.98
099 Puget Sound Capital Construction	27,286,420.11	1,794,539.41	5,315,237.28	23,765,722.24	171,466.86	23,937,189.10
09E Freight Mobility Investment	6,880,066.94	4,755.56	6,884,822.50	6,884,822.50
09F High-Occupancy Toll Lanes Operations	2,753,634.87	1,599.84	(48,813.32)	2,804,048.03	2,804,048.03
09H Transportation Partnership	271,885,756.00	5,729,450.05	(33,508,502.61)	311,123,708.66	1,041,648.43	312,165,357.09
09M Aquatic Invasive Species Enforcement	371,839.85	24,464.00	11,634.17	384,669.68	384,669.68
09N Aquatic Invasive Species Prevention	156,423.57	73,392.00	30,678.57	199,137.00	287.51	199,424.51
09P City-County Assistance	1,142,489.57	1,159,600.43	102.09	2,301,987.91	39.43	2,302,027.34
09T Washington Main Street Trust Fund	47,746.92	4,000.00	43,746.92	43,746.92
102 Rural Arterial Trust	15,720,242.22	1,575,734.63	660,834.65	16,635,142.20	16,635,142.20
104 State Wildlife	22,674,746.48	12,688,680.18	4,396,964.34	30,966,462.32	205,624.77	31,172,087.09
106 Highway Safety	25,182,622.54	12,011,377.79	8,792,892.25	28,401,108.08	253,782.22	28,654,890.30
107 Liquor Excise Tax	1,471,352.55	1,271,069.29	2,742,421.84	2,742,421.84
108 Motor Vehicle	140,632,247.93	186,628,934.04	166,748,284.48	160,512,897.49	3,241,063.70	163,753,961.19
109 Puget Sound Ferry Operations	47,331,570.44	17,775,054.33	19,894,077.48	45,212,547.29	381,693.82	45,594,241.11
10A Aquatic Algae Control	204,748.49	48,928.00	4,488.14	249,188.35	249,188.35
10B Home Security Fund	6,074,880.87	1,406,389.16	1,247,975.20	6,233,294.83	6,233,294.83
10G Water Rights Tracking System	365,221.64	9,491.52	374,713.16	374,713.16
10H Job Development
110 Special Wildlife	3,413,610.73	135,110.58	52,138.28	3,496,583.03	171.24	3,496,754.27
111 Public Service Revolving	10,208,743.25	10,986,078.83	1,550,677.66	19,644,144.42	11,164.36	19,655,308.78
113 Common School Construction	46,631,543.67	429,916.21	(2,564,623.48)	49,626,083.36	5,963.00	49,632,046.36

RECEIPTS AND DISBURSEMENTS FOR TREASURY FUNDS

	May 1, 2015	May 2015		May 31, 2015		
	Beginning Book Balance	Plus Receipts	Less Disbursements	Ending Book Balance	Outstanding Warrants	Ending Cash Balance
SPECIAL REVENUE FUNDS (Continued)						
116 Basic Data	\$ 38,020.00	\$	\$	\$ 38,020.00	\$	\$ 38,020.00
119 Unemployment Compensation Administration	168,804.54	9,261,493.76	9,280,672.27	149,626.03	849,780.72	999,406.75
11B Regional Mobility Grant Program	23,945,147.14	15,584.98	1,194,188.41	22,766,543.71	31,400.20	22,797,943.91
11E Freight Mobility Multimodal	7,613,811.15	4,905.21	278,095.90	7,340,620.46	7,340,620.46
11H Forest and Fish Support	5,345,565.82	354,391.05	508,581.65	5,191,375.22	42,673.02	5,234,048.24
11K Washington Auto Theft Prevention Authority	798,701.47	714,330.44	399,642.87	1,113,389.04	49.11	1,113,438.15
120 Administrative Contingency	28,173,838.15	1,946,812.35	994,295.99	29,126,354.51	405.86	29,126,760.37
12C Affordable Housing For All	6,484,996.21	345,613.29	507,354.52	6,323,254.98	525.00	6,323,779.98
12M Charitable Organization Education	1,092,300.66	24,450.00	11,500.70	1,105,249.96	100.56	1,105,350.52
12T Traumatic Brain Injury	2,154,348.49	141,761.05	133,667.31	2,162,442.23	3,604.57	2,166,046.80
134 Employment Services Administrative	15,529,972.39	3,757,687.55	2,413,821.23	16,873,838.71	3,849.55	16,877,688.26
138 Insurance Commissioner's Regulatory	11,686,365.54	74,338.15	2,153,694.98	9,607,008.71	30,492.53	9,637,501.24
144 Transportation Improvement	49,661,724.71	7,530,196.97	5,514,176.63	51,677,745.05	2,752.58	51,680,497.63
146 Firearms Range	993,792.01	27,174.00	3.00	1,020,963.01	6.00	1,020,969.01
14A Wildlife Rehabilitation	523,196.08	15,239.52	6,252.48	532,183.12	532,183.12
14G Ballast Water Management	13,000.00	13,000.00	13,000.00
14M Financial Fraud & ID Theft	539,021.53	28,199.00	22,112.82	545,107.71	545,107.71
14R Military Active State Service
14V Ignition Interlock Device	1,385,247.17	208,400.00	16,722.41	1,576,924.76	1,576,924.76
150 Low-Income Weatherization/ Structural Rehabilitation Assistance	3,031,214.69	1,942.71	302,721.95	2,730,435.45	2,730,435.45
153 Rural Mobility Grant Program	5,189,932.73	3,487.98	675,900.59	4,517,520.12	4,517,520.12
154 New Motor Vehicle Arbitration	1,861,150.99	56,544.00	26,260.28	1,891,434.71	3,709.81	1,895,144.52
158 Aquatic Land Dredged Material Disposal Site	352,981.42	0.64	840.57	352,141.49	1,200.00	353,341.49
159 Parks Improvement	956,885.68	25,165.69	32,971.24	949,080.13	4,688.10	953,768.23
15H Cleanup Settlement	77,064,788.54	49,353.73	375,133.12	76,739,009.15	12,184.28	76,751,193.43
15M Biotoxin	463,677.30	138,915.81	68,923.68	533,669.43	1,295.09	534,964.52
15P Energy Recovery Act	3,138,283.96	138,361.37	3,276,645.33	3,276,645.33
160 Wood Stove Education and Enforcement	452,844.34	7,380.00	33,460.40	426,763.94	10,474.50	437,238.44
162 Farm Labor Contractor	51,853.23	750.00	52,603.23	52,603.23
167 Natural Resources Conservation Areas Stewardship	283,912.34	(4,365.94)	288,278.28	288,278.28
16A Judicial Stabilization Trust	2,154,270.58	505,136.26	40,925.47	2,618,481.37	374.74	2,618,856.11
16J SR 520 Corridor	46,399,153.27	(2,142,453.82)	(4,251,777.15)	48,508,476.60	48,508,476.60
16M Appraisal Management Company	356,797.79	1,320.00	5,131.38	352,986.41	352,986.41
16P Marine Resources Stewardship Trust	874,511.79	605.04	112,744.51	762,372.32	77,669.21	840,041.53
16W Hospital Safety Net Assessment	78,196,637.02	8,828,889.27	8,039,540.82	78,985,985.47	78,985,985.47
172 Basic Health Plan Trust	4,566.58	4,566.58	136.00	4,702.58
173 State Toxics Control	40,049,759.28	7,468,765.50	7,581,652.14	39,936,872.64	158,077.04	40,094,949.68
174 Local Toxics Control	79,891,443.18	5,131,833.33	6,386,618.77	78,636,657.74	26,960.24	78,663,617.98
176 Water Quality Permit	12,608,891.61	128,663.48	1,536,474.14	11,201,080.95	10,878.63	11,211,959.58
17N Complete Streets Grant Program

RECEIPTS AND DISBURSEMENTS FOR TREASURY FUNDS

	May 1, 2015		May 2015		May 31, 2015		
	Beginning Book Balance		Plus Receipts	Less Disbursements	Ending Book Balance	Outstanding Warrants	Ending Cash Balance
SPECIAL REVENUE FUNDS (Continued)							
17P SR520 Civil Penalties	\$ 16,102,273.31		\$ 10,083.10	\$ (549,706.07)	\$ 16,662,062.48	\$ 3,081.60	\$ 16,665,144.08
17T Health Benefit Exchange	26,361,199.15		1,611,273.92	3,069,521.58	24,902,951.49		24,902,951.49
17W Limousine Carriers	14,513.47		362.00		14,875.47		14,875.47
182 Underground Storage Tank	679,197.53		153,407.96	12,716.49	819,889.00		819,889.00
186 County Arterial Preservation	1,134,685.95		1,209,157.58	1,322,378.11	1,021,465.42		1,021,465.42
18J Capital Vessel Replacement	12,914,210.99		1,788,564.58	5.00	14,702,770.57	12.00	14,702,782.57
18L Hydraulic Project Approval	65,153.66		31,950.00	16,857.29	80,246.37	1,050.00	81,296.37
18W Public Transportation Grant Program							
199 Biosolids Permit	1,194,463.06		891.31	80,248.66	1,115,105.71		1,115,105.71
19A Medicaid Fraud Penalty	10,210,990.25		120,390.12	804,062.38	9,527,317.99	205,894.39	9,733,212.38
19C Forest Practice Application	627,670.73		12.14	3,842.44	623,840.43	100.00	623,940.43
19G Environmental Legacy Stewardship	73,797,761.51		(1,689,739.14)	6,466,531.02	65,641,491.35	198,515.85	65,840,007.20
19T DOL Technology Improvement and Data Management	10,928.08		32,501.86		43,429.94		43,429.94
200 Regional Fisheries Enhancement Salmonid Recovery	486,770.74			121,687.85	365,082.89		365,082.89
201 Department of Licensing Services	1,516,962.69		293,347.20	701,357.65	1,108,952.24	25.10	1,108,977.34
202 Medical Test Site Licensure	(348,274.93)		1,073,505.24	170,922.91	554,307.40	105.00	554,412.40
203 Passenger Ferry	27.39				27.39		27.39
204 Volunteer Fire Fighters' and Reserve Officers' Administrative	842,125.34		7,003,236.94	31,219.08	7,814,143.20	681.08	7,814,824.28
207 Hazardous Waste Assistance	711,005.97		123,964.94	264,121.82	570,849.09	1,084.28	571,933.37
20B Brownfield Redevelopment Trust Fund							
20R Radioactive Mixed Waste	3,876,821.91		400.67	512,689.03	3,364,533.55	807.41	3,365,340.96
215 Special Category C	718,215.93		(1,030,646.34)		(312,430.41)		(312,430.41)
216 Air Pollution Control	1,942,704.84		55,837.01	126,891.85	1,871,650.00	143.00	1,871,793.00
217 Oil Spill Prevention	3,706,519.49		60,136.68	306,140.70	3,460,515.47	4,310.12	3,464,825.59
218 Multimodal Transportation	66,470,945.35		13,967,795.81	29,830,368.58	50,608,372.58	152,765.25	50,761,137.83
222 Freshwater Aquatic Weeds	656,761.36		85,722.00	43,627.30	698,856.06		698,856.06
223 State Oil Spill Response	10,011,490.99			1,419,724.59	8,591,766.40		8,591,766.40
234 Public Works Administration	10,499,259.06		368,854.06	403,739.65	10,464,373.47	11,956.26	10,476,329.73
235 Youth Tobacco Prevention	891,855.47		48,629.39	70,681.64	869,803.22	4.50	869,807.72
237 Recreation Access Pass	1,993,553.25		(114,810.08)	240.00	1,878,503.17	120.00	1,878,623.17
260 University of Washington Operating Fees			(615,862.50)		(615,862.50)		(615,862.50)
262 Manufactured Home Installation Training	332,065.29		17,499.70	17,091.98	332,473.01		332,473.01
263 Community and Economic Development Fee	2,215,417.33		202,215.56	108,265.47	2,309,367.42	1,123.85	2,310,491.27
267 Recreation Resources	6,306,393.20		532,798.13	228,473.37	6,610,717.96		6,610,717.96
268 Nonhighway and Off-Road Vehicle Activities (NOVA) Program	4,661,234.01		459,973.70	503,846.72	4,617,360.99	62,711.90	4,680,072.89
269 Parks Renewal and Stewardship	29,464,476.53		5,814,385.52	5,042,239.87	30,236,622.18	289,454.22	30,526,076.40
271 Washington State University Operating Fees			(44,950.00)		(44,950.00)		(44,950.00)
275 Central Washington University Operating Fees							
277 State Agency Parking	199,506.50		10,122.50	3,442.24	206,186.76	105.00	206,291.76
296 Columbia River Basin Water Supply Rev Recovery	1,260,856.74		806.65		1,261,663.39		1,261,663.39

RECEIPTS AND DISBURSEMENTS FOR TREASURY FUNDS

	May 1, 2015	May 2015		May 31, 2015		
	Beginning Book Balance	Plus Receipts	Less Disbursements	Ending Book Balance	Outstanding Warrants	Ending Cash Balance
SPECIAL REVENUE FUNDS (Continued)						
315 Dedicated Marijuana Fund	\$ 29,604,928.95	\$ 7,636,437.90	\$ 370,062.79	\$ 36,871,304.06	\$ 73,263.13	\$ 36,944,567.19
319 Public Health Supplemental	1,073,564.29	155,761.87	138,972.95	1,090,353.21	1,090,353.21
404 State Treasurer's Service	10,473,510.39	1,395,730.46	665,722.05	11,203,518.80	1,330.89	11,204,849.69
408 Coastal Protection	1,019,057.81	11,976.38	3,301.47	1,027,732.72	1,141.80	1,028,874.52
441 Local Government Archives	1,499,925.50	286,313.31	263,231.61	1,523,007.20	21,394.08	1,544,401.28
500 Perpetual Surveillance and Maintenance	45,170,635.67	41,310.76	45,211,946.43	45,211,946.43
507 Oyster Reserve Land	557,530.30	365.03	28,265.92	529,629.41	8,154.56	537,783.97
511 Tacoma Narrows Toll Bridge	11,001,127.59	(4,771,072.87)	(3,437,879.15)	9,667,933.87	2,832.56	9,670,766.43
513 Derelict Vessel Removal	709,062.58	240,476.00	103,094.96	846,443.62	125.25	846,568.87
532 Washington Housing Trust	12,121,481.88	321,594.81	343,294.51	12,099,782.18	29,027.06	12,128,809.24
535 Alaskan Way Viaduct Replacement Project
549 Election	4,476,065.86	2,889.85	111,051.03	4,367,904.68	4,367,904.68
550 Transportation 2003	87,167,224.53	224,789.58	26,006,142.27	61,385,871.84	268,067.95	61,653,939.79
562 Skilled Nursing Facility Safety Net Trust	4,600,124.81	1,903.42	60,259.81	4,541,768.42	33,256.00	4,575,024.42
564 Water Pollution Control Revolving Administration	293,326.96	286,387.39	212,101.03	367,613.32	367,613.32
566 Community Forest Trust	11,172.85	6.51	(15,155.00)	26,334.36	26,334.36
571 Multiuse Roadway Safety	30,761.46	5,123.84	35,885.30	35,885.30
595 I-405 Express Toll Lanes Operations	2,022,575.29	1,293.97	2,023,869.26	2,023,869.26
600 Department of Retirement Systems Expense	12,318,870.68	2,717,400.05	2,289,927.75	12,746,342.98	247,155.95	12,993,498.93
689 Rural Washington Loan	9,553,179.90	6,111.79	140,903.05	9,418,388.64	9,418,388.64
727 Water Pollution Control Revolving	213,432,455.36	8,402,462.65	9,947,651.15	211,887,266.86	440,321.33	212,327,588.19
733 Capitol Campus Reserve	(3,033,928.54)	214,416.67	34,266.43	(2,853,778.30)	(2,853,778.30)
777 Prostitution Prevention and Intervention	80,281.42	317.24	553.00	80,045.66	80,045.66
785 State Educational Trust Fund	5,300,649.80	26,172.47	7,002.64	5,319,819.63	821.84	5,320,641.47
818 Youth Athletic Facility	185,172.14	118.47	185,290.61	185,290.61
825 Tobacco Settlement	10,523,286.18	(10,523,286.18)
874 OASI Revolving	241,966.31	7,415.67	11,759.90	237,622.08	1,304.92	238,927.00
887 Public Facilities Construction Loan Revolving	23,398,216.58	869,949.47	134,588.53	24,133,577.52	1,081.63	24,134,659.15
888 Deferred Compensation Administrative	1,536,301.46	(48,089.86)	149,238.34	1,338,973.26	17,378.91	1,356,352.17
893 Radiation Perpetual Maintenance	335,458.72	214.62	335,673.34	335,673.34
TOTAL SPECIAL REVENUE FUNDS	\$ 2,426,292,728.66	\$ 442,064,386.49	\$ 647,184,852.14	\$ 2,221,172,263.01	\$ 10,181,603.69	\$ 2,231,353,866.70
DEBT SERVICE FUNDS						
303 Highway Bond Retirement	\$ 172,036,415.71	\$ 53,858,665.99	\$	\$ 225,895,081.70	\$	\$ 225,895,081.70
304 Ferry Bond Retirement	9,081,131.20	1,754,727.75	10,835,858.95	10,835,858.95
305 Transportation Improvement Board Bond Retirement	4,230,232.23	676,977.15	4,907,209.38	4,907,209.38
347 Washington State University Bond Retirement	21,809,163.95	(4,044,742.68)	(73,072.65)	17,837,493.92	17,837,493.92
348 University of Washington Bond Retirement	4,861,744.88	880,845.14	164,016.43	5,578,573.59	5,578,573.59
380 Debt-Limit General Fund Bond Retirement	10,999.66	10,999.66	10,999.66
381 Debt-Limit Reimbursable Bond Retirement	5.10	5.10	5.10

RECEIPTS AND DISBURSEMENTS FOR TREASURY FUNDS

		May 1, 2015	May 2015			May 31, 2015	
		Beginning Book Balance	Plus Receipts	Less Disbursements	Ending Book Balance	Outstanding Warrants	Ending Cash Balance
DEBT SERVICE FUNDS (Continued)							
382	Nondebt-Limit General Fund Bond Retirement	\$	\$	\$	\$	\$	\$
383	Nondebt-Limit Reimbursable Bond Retirement	200.82	660,812.50	660,812.50	200.82	200.82
384	Nondebt-Limit Proprietary Appropriated Bond Retirement
385	Nondebt-Limit Proprietary Nonappropriated Bond Retirement
386	Nondebt-Limit Revenue Bond Retirement
389	Toll Facility Bond Retirement	10,889,568.85	2,174,373.72	13,063,942.57	13,063,942.57
TOTAL DEBT SERVICE FUNDS		<u>\$ 222,919,462.40</u>	<u>\$ 55,961,659.57</u>	<u>\$ 751,756.28</u>	<u>\$ 278,129,365.69</u>	<u>\$</u>	<u>\$ 278,129,365.69</u>
CAPITAL PROJECTS FUNDS							
01L	Higher Education Construction	\$	\$	\$	\$	\$	\$
036	Capitol Building Construction	1,986,388.98	1,339.16	(224,923.38)	2,212,651.52	2,212,651.52
056	State Higher Education Construction	2,310.38	1.48	2,311.86	2,311.86
057	State Building Construction	131,453,807.56	97,787.71	72,212,678.17	59,338,917.10	12,638,538.83	71,977,455.93
060	Community and Technical College Capital Projects	33,445,184.56	5,887,322.64	2,161,508.54	37,170,998.66	37,170,998.66
061	Eastern Washington University Capital Projects	6,831,978.67	298,319.90	385,320.86	6,744,977.71	6,744,977.71
062	Washington State University Building	(3,225,288.16)	5,017,536.79	1,893,137.92	(100,889.29)	(100,889.29)
063	Central Washington University Capital Projects	2,843,997.91	127,993.58	351,738.26	2,620,253.23	2,620,253.23
064	University of Washington Building	6,438,906.55	8,815,345.60	2,277,546.87	12,976,705.28	12,976,705.28
065	Western Washington University Capital Projects	1,754,486.34	1,308,015.89	577,384.55	2,485,117.68	2,485,117.68
066	The Evergreen State College Capital Projects	2,590,569.19	127,536.22	401,941.26	2,316,164.15	2,316,164.15
075	State Social and Health Services Construction	5,371.39	5,371.39	5,371.39
245	Public Safety Reimbursable Bond	4.12	4.12	4.12
246	Community and Technical College Forest Reserve	2,611,931.40	0.64	11,248.50	2,600,683.54	2,600,683.54
289	Thurston County Capital Facilities	3,054,791.42	342,739.84	868,208.53	2,529,322.73	4,074.87	2,533,397.60
357	Gardner-Evans Higher Education Construction	1,098,078.18	(24,624.72)	102,172.61	971,280.85	971,280.85
364	Military Department Capital	3,749,264.56	734.59	3,748,529.97	3,748,529.97
TOTAL CAPITAL PROJECTS FUNDS		<u>\$ 194,641,783.05</u>	<u>\$ 21,999,314.73</u>	<u>\$ 81,018,697.28</u>	<u>\$ 135,622,400.50</u>	<u>\$ 12,642,613.70</u>	<u>\$ 148,265,014.20</u>
PERMANENT FUNDS							
04B	Natural Resources Real Property Replacement	\$ 16,763,681.46	\$ 10,730.82	\$ (685,000.00)	\$ 17,459,412.28	\$	\$ 17,459,412.28
601	Agricultural Permanent	53,764.85	(220,909.25)	274,674.10	274,674.10
603	Millersylvania Park Trust	5,381.61	3.44	5,385.05	5,385.05
604	Normal School Permanent	97,354.82	(3,022.54)	100,377.36	100,377.36
605	Permanent Common School	92,709.76	3,566.16	(16,684.86)	112,960.78	112,960.78
606	Scientific Permanent	56,129.98	(241,998.31)	298,128.29	298,128.29
607	State University Permanent	56,948.74	(3,853.57)	60,802.31	60,802.31
851	Developmental Disabilities Community Trust	337,012.14	215.61	(1,456.38)	338,684.13	338,684.13
TOTAL PERMANENT FUNDS		<u>\$ 17,462,983.36</u>	<u>\$ 14,516.03</u>	<u>\$ (1,172,924.91)</u>	<u>\$ 18,650,424.30</u>	<u>\$</u>	<u>\$ 18,650,424.30</u>
ENTERPRISE FUNDS							
401	Correctional Industries	\$ 8,998,137.63	\$ 6,588,573.23	\$ 6,117,355.19	\$ 9,469,355.67	\$ 65,853.99	\$ 9,535,209.66

RECEIPTS AND DISBURSEMENTS FOR TREASURY FUNDS

		May 1, 2015	May 2015		May 31, 2015		
		Beginning Book Balance	Plus Receipts	Less Disbursements	Ending Book Balance	Outstanding Warrants	Ending Cash Balance
ENTERPRISE FUNDS (Continued)							
407	Secretary of State's Revolving	\$ 8,361,789.81	\$ 634,043.29	\$ 473,540.98	\$ 8,522,292.12	\$ 2,454.58	\$ 8,524,746.70
578	Lottery Administrative	273,110.36	955,590.07	1,110,731.27	117,969.16	20,371.62	138,340.78
608	Accident	23,785,650.17	234,750,889.56	259,882,877.45	(1,346,337.72)	21,742,241.66	20,395,903.94
609	Medical Aid	15,124,856.67	145,128,964.21	157,981,160.78	2,272,660.10	12,076,756.71	14,349,416.81
610	Accident Reserve	805,918.42	60,502,632.48	60,838,731.31	469,819.59	745,881.71	1,215,701.30
881	Supplemental Pension	5,469,423.50	96,738,493.69	101,683,277.34	524,639.85	1,483,466.94	2,008,106.79
883	Second Injury	62,328,348.96	3,071,195.44	33,350.74	65,366,193.66	11,455.64	65,377,649.30
TOTAL ENTERPRISE FUNDS		<u>\$ 125,147,235.52</u>	<u>\$ 548,370,381.97</u>	<u>\$ 588,121,025.06</u>	<u>\$ 85,396,592.43</u>	<u>\$ 36,148,482.85</u>	<u>\$ 121,545,075.28</u>
INTERNAL SERVICE FUNDS							
006	Public Records Efficiency, Preservation & Access	\$ 2,702,124.74	\$ 118,046.67	\$ 401,767.92	\$ 2,418,403.49	\$ 9,992.44	\$ 2,428,395.93
405	Legal Services Revolving	18,678,726.51	13,233,589.25	10,669,661.15	21,242,654.61	161,949.35	21,404,603.96
410	Transportation Equipment	19,871,567.55	794,243.92	546,646.96	20,119,164.51	2,360.95	20,121,525.46
415	Personnel Service	3,931,029.76	6,983.77	555,327.62	3,382,685.91	10,126.65	3,392,812.56
418	State Health Care Authority Administrative	645,029.60	909,554.00	1,301,217.83	253,365.77	6,036.90	259,402.67
455	Higher Education Personnel Service	576,675.82	22,336.71	90,679.87	508,332.66	1,596.43	509,929.09
483	Auditing Services Revolving	1,279,071.03	733,550.95	583,806.87	1,428,815.11	1,122.64	1,429,937.75
484	Administrative Hearings Revolving	179,587.57	1,550,072.00	1,464,670.21	264,989.36	43,280.39	308,269.75
TOTAL INTERNAL SERVICE FUNDS		<u>\$ 47,863,812.58</u>	<u>\$ 17,368,377.27</u>	<u>\$ 15,613,778.43</u>	<u>\$ 49,618,411.42</u>	<u>\$ 236,465.75</u>	<u>\$ 49,854,877.17</u>
PENSION TRUST FUNDS							
614	Volunteer Firefighters' Relief and Pension Principal	\$ 15,409,141.26	\$ 1,106,477.13	\$ 986,595.52	\$ 15,529,022.87	\$ 78,517.75	\$ 15,607,540.62
615	State Patrol - Plan 1	791,917.24	4,726,590.55	4,687,123.75	831,384.04	7,830.73	839,214.77
616	Judges' Retirement	593,244.13	398.89	37,023.52	556,619.50	556,619.50
630	State Patrol - Plan 2	303,060.41	397,698.34	305,019.11	395,739.64	395,739.64
631	Public Employees' Retirement System Plan 1	9,902,634.82	139,814,512.61	138,181,030.64	11,536,116.79	412,239.09	11,948,355.88
632	Teachers' Retirement System Plan 1	7,629,174.15	93,985,481.15	93,000,605.42	8,614,049.88	200,819.36	8,814,869.24
633	School Employees' Retirement System Combined Plan 2 & 3	3,093,731.27	38,534,548.39	38,275,980.56	3,352,299.10	100,813.33	3,453,112.43
635	Public Safety Employees Retirement System Plan 2	380,663.31	3,099,461.21	3,095,770.06	384,354.46	57,821.54	442,176.00
641	Public Employees' Retirement System Combined Plan 2 & 3	8,743,631.40	151,083,028.21	150,114,627.67	9,712,031.94	1,040,260.78	10,752,292.72
642	Teachers' Retirement System Combined Plan 2 and 3	5,531,109.55	98,850,998.91	97,647,334.54	6,734,773.92	61,907.42	6,796,681.34
722	Deferred Compensation Principal	4,019,126.61	34,427,762.16	33,797,736.28	4,649,152.49	116.66	4,649,269.15
729	Judicial Retirement Principal	9,122.60	105,232.33	105,226.14	9,128.79	9,128.79
819	LEOFFS Plan 1 Retirement	2,467,032.29	31,052,062.26	29,900,403.72	3,618,690.83	46,082.62	3,664,773.45
829	LEOFFS Plan 2 Retirement	2,589,918.27	38,069,218.88	37,925,697.38	2,733,439.77	107,696.27	2,841,136.04
882	Washington Judicial Retirement System	7,997,721.93	5,166.65	760,992.22	7,241,896.36	7,241,896.36
TOTAL PENSION TRUST FUNDS		<u>\$ 69,461,229.24</u>	<u>\$ 635,258,637.67</u>	<u>\$ 628,821,166.53</u>	<u>\$ 75,898,700.38</u>	<u>\$ 2,114,105.55</u>	<u>\$ 78,012,805.93</u>
AGENCY FUNDS							
01P	Suspense	\$ 14,135,436.45	\$ 18,185,088.75	\$ 16,273,170.44	\$ 16,047,354.76	\$ 1,019,746.94	\$ 17,067,101.70
01R	Undistributed Receipts	11,061.98	(9,122.16)	1,939.82	1,939.82

RECEIPTS AND DISBURSEMENTS FOR TREASURY FUNDS

	May 1, 2015	May 2015		May 31, 2015		
	Beginning Book Balance	Plus Receipts	Less Disbursements	Ending Book Balance	Outstanding Warrants	Ending Cash Balance
AGENCY FUNDS (Continued)						
01T Local Leasehold Excise Tax	\$ 3,420,464.07	\$ 16,455.52	\$ (2,801,716.46)	\$ 6,238,636.05	\$	\$ 6,238,636.05
034 Local Sales and Use Tax
035 State Payroll Revolving	7,189,715.74	377,139,726.74	368,287,999.37	16,041,443.11	1,613,511.75	17,654,954.86
165 Salary Reduction	1,504,599.63	2,441,188.18	2,058,424.73	1,887,363.08	1,887,363.08
768 Local Real Estate Excise Tax	810,958.77	810,958.77
795 State Investment Board Commingled Monthly Bond
865 State Investment Board Commingled Trust	25,533.33	25,533.33
877 OASI Contribution
TOTAL AGENCY FUNDS	\$ 26,261,277.87	\$ 398,609,829.13	\$ 384,654,370.18	\$ 40,216,736.82	\$ 2,633,258.69	\$ 42,849,995.51
TOTAL TREASURY FUNDS	\$ 3,284,966,673.73	\$ 5,574,805,983.17	\$ 5,010,338,928.47	\$ 3,849,433,728.43	\$ 94,943,939.04	\$ 3,944,377,667.47

RECEIPTS AND DISBURSEMENTS FOR TREASURER'S TRUST FUNDS

	May 1, 2015		May 2015		May 31, 2015	
	Beginning Book Balance	Plus Receipts	Less Disbursements	Ending Book Balance	Outstanding Warrants	Ending Cash Balance
GENERAL FUND						
06N Local Tax Administration	\$	\$	\$	\$	\$	\$
07F Commercial Fisheries Buyback
08B Foster Care Endowed Scholarship Trust	15,327.67	9.81	15,337.48	15,337.48
08E Individual Development Account Program	52,692.31	33.71	19,400.00	33,326.02	33,326.02
08N State Financial Aid	13,169,766.40	20,619,586.05	29,791,637.36	3,997,715.09	13,390.54	4,011,105.63
08T Transportation Innovative Partnership
10L Health Insurance Partnership
10V Invasive Species Council
10W Family and Medical Leave Enforcement
11M Poet Laureate	115.55	115.55	115.55
11R Hospital Infection Control Grant
12L Outdoor Education and Recreation Prog	42,103.42	42,103.42	42,103.42
12P Geoduck Aquaculture Research	32,432.20	15,565.92	16,866.28	16,866.28
131 Fair	139,625.97	542.29	11,386.36	128,781.90	6,334.00	135,115.90
132 State Trade Fair
14F Family Leave Insurance	390,732.48	249.97	390,982.45	390,982.45
14N Legislative Oral History	7,370.70	7,370.70	7,370.70
14P Skeletal Human Remains Assistance	432,246.25	6,775.40	6,275.91	432,745.74	432,745.74
15B Food Animal Vet Scholarship
15G Prev/Reduce Owner-Occupied Foreclosure Program
15N Business Assistance
16F Washington State Flag	410.96	410.96	410.96
16K Mortgage Recovery
16R Multiagency Permitting Team	79,755.41	19,257.39	19,203.33	79,809.47	79,809.47
17R Aerospace Training Student Loan	3,034,308.58	29,873.04	38,406.95	3,025,774.67	6.95	3,025,781.62
18C Native Education Public-Private Partnership
18F High School Completion
18G Opportunity Scholarship Match Transfer	354,000.00	354,000.00	354,000.00
18P Shelter to Housing Project
18V Science, Technology, Engineering and Math Education Lighthouse
19J Universal Communications Services	1,726,088.00	1,726,088.00	1,726,088.00
290 Savings Incentive	3,888,485.00	2,455.80	3,886,029.20	1,125.00	3,887,154.20
490 Regional Transportation Investment District
514 Agricultural Conservation Easements
534 Washington Graduate Fellowship Trust	489.80	489.80	489.80
551 Homeless Families Services	124,634.31	124,634.31	124,634.31
552 Conservation Assistance Revolving	482,148.05	7,701.00	2,437.00	487,412.05	487,412.05
646 Higher Ed Retirement Plan Supplemental Benefit	14,458.54	1,060,188.27	1,060,662.00	13,984.81	13,984.81
653 Washington Distinguished Professorship Trust
743 College Faculty Awards Trust	186.14	186.14	186.14

RECEIPTS AND DISBURSEMENTS FOR TREASURER'S TRUST FUNDS

		May 1, 2015	May 2015		May 31, 2015		
		Beginning Book Balance	Plus Receipts	Less Disbursements	Ending Book Balance	Outstanding Warrants	Ending Cash Balance
GENERAL FUND (Continued)							
747	Health Professional Loan Repayment & Scholarship Program	\$ 3,037,088.05	\$ 3,055.01	\$ 94,212.04	\$ 2,945,931.02	\$	\$ 2,945,931.02
748	Higher Education Coord. Board for Innovation and Quality
781	Cross-State Trail	473.10	473.10	473.10
793	Health Insurance Pool
817	Stadium and Exhibition Center Construction
835	Four Year Student Child Care in Higher Education	18,231.02	18,231.02	18,231.02
837	Washington's Promise Scholarship	7.86	0.01	7.87	7.87
TOTAL GENERAL FUND		<u>\$ 27,043,177.77</u>	<u>\$ 21,747,271.95</u>	<u>\$ 31,061,642.67</u>	<u>\$ 17,728,807.05</u>	<u>\$ 20,856.49</u>	<u>\$ 17,749,663.54</u>
SPECIAL REVENUE FUNDS							
01F	Crime Victims' Compensation	\$ 3,853,194.11	\$ 41,603.99	\$	\$ 3,894,798.10	\$	\$ 3,894,798.10
025	Pilotage	1,470,001.29	59,963.28	60,165.84	1,469,798.73	70.00	1,469,868.73
03K	Industrial Insurance Premium Refund	2,599,453.67	1,683,595.97	120,906.52	4,162,143.12	674.28	4,162,817.40
04F	Real Estate Education Program	865,997.43	277.32	1,475.12	864,799.63	864,799.63
06H	Oral History, State Library, and Archives	27,500.35	7,564.38	174.31	34,890.42	34,890.42
06J	Securities Prosecution	647,126.61	675.00	647,801.61	1,885.58	649,687.19
07A	Mortgage Lending Fraud Prosecution	505,153.43	22,826.25	527,979.68	527,979.68
07B	Organ and Tissue Donation Awareness	148,897.46	28,172.21	177,069.67	177,069.67
07E	Contract Harvesting Revolving	9,299,721.33	5,441.36	7,357,773.66	1,947,389.03	2,538.00	1,949,927.03
07J	"Helping Kids Speak"	6,062.00	3,222.34	2,951.66	6,332.68	6,332.68
07K	Special License Plate Applicant Trust
07L	Legislative International Trade	3,857.05	3,857.05	3,857.05
07N	Produce Railcar Pool	90,824.99	58.11	90,883.10	90,883.10
07T	Commemorative Works	3,242.08	2.08	3,244.16	3,244.16
07V	Fish and Wildlife Enforcement Reward	644,773.69	14,491.38	503,656.14	155,608.93	155,608.93
08C	Gonzaga University Alumni Association	7,372.05	3,553.67	3,147.68	7,778.04	7,778.04
08F	Lighthouse Environmental Programs	20,029.31	7,506.34	7,692.99	19,842.66	19,842.66
08J	Prescription Drug Consortium	54,129.73	54,129.73	54,129.73
08L	"Ski & Ride Washington"	6,898.89	3,122.00	3,273.66	6,747.23	6,747.23
08P	State Parks Education and Enhancement	502,939.84	10,439.33	9,079.30	504,299.87	504,299.87
08V	Veterans Stewardship	994,773.26	41,636.98	(31,151.87)	1,067,562.11	64.89	1,067,627.00
08W	"Washington's National Park Fund"	28,450.20	12,744.67	13,262.64	27,932.23	27,932.23
098	Eastern Washington Pheasant Enhancement	395,067.15	48,621.07	4,972.65	438,715.57	438,715.57
09A	We Love Our Pets	17,114.90	4,627.00	5,301.33	16,440.57	16,440.57
09B	Boating Safety Education Certification	538,049.71	33,445.00	27,820.33	543,674.38	100.00	543,774.38
09J	Washington Coastal Crab Pot Buoy Tag	117,408.62	7.10	117,401.52	117,401.52
09K	Life Sciences Discovery	25,749,726.16	2,438,966.70	456,995.80	27,731,697.06	38,239.02	27,769,936.08
09L	Nursing Resource Center	56,731.90	45,020.00	1,788.85	99,963.05	35.00	99,998.05
10F	"Share the Road"	35,630.03	9,447.66	9,760.33	35,317.36	35,317.36
11A	Employment Training Finance	1,330,658.44	5,103.26	2,190.00	1,333,571.70	1,333,571.70

RECEIPTS AND DISBURSEMENTS FOR TREASURER'S TRUST FUNDS

	May 1, 2015	May 2015		May 31, 2015		
	Beginning Book Balance	Plus Receipts	Less Disbursements	Ending Book Balance	Outstanding Warrants	Ending Cash Balance
SPECIAL REVENUE FUNDS (Continued)						
11J Electronic Products Recycling	\$ 500,496.66	\$	\$ 30,973.67	\$ 469,522.99	\$ 103.85	\$ 469,626.84
11P Large On-Site Sewage Systems
11V Veteran Estate Management	15,393.60	34,212.43	29,774.38	19,831.65	19,831.65
126 Agricultural Local	17,662,844.86	1,321,188.29	2,076,231.81	16,907,801.34	47,125.63	16,954,926.97
128 Grain Inspection Revolving	5,732,825.26	963,959.05	762,741.49	5,934,042.82	25,666.69	5,959,709.51
12E Assisted Living Facility Management	633,188.96	(1,372.71)	634,561.67	634,561.67
12F Manufactured/Mobile Home Dispute Resol	2,148,259.51	35,770.64	26,256.49	2,157,773.66	122.90	2,157,896.56
12G Rockfish Research	426,166.31	34,886.00	19,590.76	441,461.55	441,461.55
12H Uniformed Service Shared Leave Pool	723,286.84	1,709.64	721,577.20	721,577.20
12N Get Ready For Math & Science Schlarshp	20,972.72	184.12	15,523.00	5,633.84	5,633.84
133 Children's Trust	459,899.96	11,602.16	13,857.40	457,644.72	69.00	457,713.72
14E Washington State Heritage Center	565,099.81	285,794.40	308,989.38	541,904.83	54,427.76	596,332.59
14J Ambulatory Surgical Facility	277,205.11	262,157.00	25,878.85	513,483.26	513,483.26
14W Reduced Cigarette Ignition Propensity	346,894.41	7,718.38	924.32	353,688.47	353,688.47
151 Chief Joseph Recreation Development	6.35	6.35	6.35
15A Transitional Housing Oper & Rent	1,794,685.35	408,298.12	1,386,387.23	1,386,387.23
15L Annual Property Revaluation Grant
15T Broadband Mapping	(0.08)	(0.08)	(0.08)
15V Funeral and Cemetery	928,794.67	17,063.20	53,501.37	892,356.50	135.00	892,491.50
15W Guaranteed Asset Protection Waiver	17,000.00	17,000.00	17,000.00
163 Worker and Community Right to Know	2,348,762.09	53,082.64	325,360.49	2,076,484.24	30,984.98	2,107,469.22
169 Horse Racing Commission Operating	1,111,075.94	273,124.98	217,315.48	1,166,885.44	1,369.60	1,168,255.04
16B Landscape Architects' License	213,240.27	11,470.00	9,952.88	214,757.39	220.00	214,977.39
16E Spec Forest Products Outreach/Education	897.08	99.47	996.55	996.55
16G Universal Vaccine Purchase	4,902,727.30	5,779,981.90	4,892,038.96	5,790,670.24	5,790,670.24
16H Columbia River Salmon/Steelhead Stamp	1,381,798.29	284,756.00	84,121.35	1,582,432.94	302.78	1,582,735.72
16L Accessible Communities	433,360.95	12,575.65	4,291.85	441,644.75	441,644.75
16N Disabled Veterans Assistance
16T Product Stewardship Programs	158,260.87	170,000.00	9,176.70	319,084.17	319,084.17
17H WA Global Health Technologies Product Development	2.06	2.06	2.06
17L Foreclosure Fairness	1,792,340.83	379,250.00	264,074.03	1,907,516.80	1,907,516.80
17M Individual-Based/Portable Background Check Clearance	213,652.46	18,416.00	23,756.49	208,311.97	292.00	208,603.97
17V Volunteer Firefighters	9,800.00	2,604.00	3,892.00	8,512.00	8,512.00
180 Local Government Administrative Hearings	158,520.50	158,520.50	158,520.50
189 Clarke-McNary
18A Investing In Innovation	1,028,060.28	75,849.47	952,210.81	952,210.81
18E Educator Certification Processing	1,241,183.98	211,787.76	19,387.54	1,433,584.20	1,193.33	1,434,777.53
18M Music Matters Awareness	10,679.65	4,386.66	5,002.66	10,063.65	10,063.65
18N Damage Prevention	23,500.00	23,500.00	23,500.00
18R Seattle Sounders FC	17,789.32	3,528.00	13,393.32	7,924.00	7,924.00

RECEIPTS AND DISBURSEMENTS FOR TREASURER'S TRUST FUNDS

	May 1, 2015		May 2015		May 31, 2015		
	Beginning Book Balance		Plus Receipts	Less Disbursements	Ending Book Balance	Outstanding Warrants	Ending Cash Balance
SPECIAL REVENUE FUNDS (Continued)							
190 Forest Fire Protection Assessment	\$ 3,189,230.79	\$	35.78	\$ (2,088,033.60)	\$ 5,277,300.17	\$ 25,897.00	\$ 5,303,197.17
193 State Forest Nursery Revolving	868,783.95		76.68	(91,000.96)	959,861.59	1,028.49	960,890.08
195 Energy	0.22				0.22		0.22
197 Statute Law Committee Publications	824,503.39		2,084.28	6,721.52	819,866.15		819,866.15
198 Access Road Revolving	4,780,260.88		284.98	(619,115.46)	5,399,661.32	3,316.11	5,402,977.43
19B School for the Blind	671,457.67		398,152.23	169,594.48	900,015.42	791.32	900,806.74
19E 4-H Program	710.67		609.00	476.00	843.67		843.67
19F Seattle Seahawks	188,890.18		39,050.65	144,251.23	83,689.60		83,689.60
19H Center for Childhood Deafness and Hearing Loss	120,193.61		16,241.79		136,435.40		136,435.40
19M Seattle University	2,977.33		392.00		3,369.33		3,369.33
19W Wolf-Livestock Conflict	250,000.00				250,000.00		250,000.00
205 Mobile Home Park Relocation	1,146,174.74		38,164.02	9,563.36	1,174,775.40		1,174,775.40
206 Cost of Supervision	560,055.11		102,703.09	24,058.64	638,699.56	1,558.81	640,258.37
209 Regional Fisheries Enhancement Group	1,715,042.78		106,410.89	80,467.84	1,740,985.83	265.81	1,741,251.64
20A State Flower	2,828.00		1,148.00	1,204.00	2,772.00		2,772.00
210 Fire Protection Contractor License	709,102.87		3,529.68	53,290.46	659,342.09	115.85	659,457.94
213 Veterans' Emblem	16,112.45		525.00		16,637.45		16,637.45
214 Temporary Worker Housing	203,735.52		1,678.00	36,477.74	168,935.78	318.59	169,254.37
219 Air Operating Permit	748,116.04		9,219.39	138,603.63	618,731.80	243.00	618,974.80
225 Fingerprint Identification	4,137,771.66		811,044.00	813,439.54	4,135,376.12	15,541.86	4,150,917.98
259 Coastal Crab	102,476.52		620.00	3,918.03	99,178.49		99,178.49
274 Adult Family Home	879,261.67			(7,333.34)	886,595.01		886,595.01
281 Impaired Driving Safety	19,218.52		139,860.00		159,078.52		159,078.52
283 Juvenile Accountability Incentive	256,615.49		182.34	11,019.75	245,778.08		245,778.08
294 Sea Cucumber Dive Fishery	(2,242.56)			(2,242.56)			
295 Sea Urchin Dive Fishery	(1,112.94)			(1,112.94)			
297 Pipeline Safety	(857,448.84)		1,335,758.77	163,220.14	315,089.79	851.59	315,941.38
298 Geologists'	421,300.50		16,745.00	19,729.65	418,315.85	600.00	418,915.85
300 Financial Services Regulation	21,582,330.63		1,028,259.74	1,915,368.87	20,695,221.50	7,802.32	20,703,023.82
320 Puget Sound Crab Pot Buoy Tag	30,586.27				30,586.27		30,586.27
328 Crim Justice Training Commis Firing Range Maintenance	30,078.00				30,078.00		30,078.00
416 Surplus and Donated Food Commodities Revolving	3,535,223.32		1,513,432.49	174,236.52	4,874,419.29		4,874,419.29
424 Anti-Trust Revolving	1,027,570.89			91,454.36	936,116.53	258.74	936,375.27
480 Financial Education Public-Private Partnership	31,899.82				31,899.82		31,899.82
485 Horse Racing Owners' Bonus/Breeder Awards	68,498.66		109,985.12	(235.25)	178,719.03		178,719.03
495 Toll Collection	10,347,956.02		11,032,894.67	10,981,632.53	10,399,218.16	23,388.82	10,422,606.98
496 Future Teachers Conditional Scholarship	2,513,624.80		11,737.14	12,237.43	2,513,124.51	1,653.00	2,514,777.51
497 Horse Racing Commission Class C Purse Fund	23,173.89		10,077.64		33,251.53		33,251.53
498 Washington State Council of Fire Fighters Benevolent	25,455.05		10,635.33	11,349.33	24,741.05		24,741.05
499 Law Enforcement Memorial	71,853.36		24,952.67	25,416.99	71,389.04		71,389.04

RECEIPTS AND DISBURSEMENTS FOR TREASURER'S TRUST FUNDS

	May 1, 2015	May 2015		May 31, 2015		
	Beginning Book Balance	Plus Receipts	Less Disbursements	Ending Book Balance	Outstanding Warrants	Ending Cash Balance
SPECIAL REVENUE FUNDS (Continued)						
501 Liquor Revolving	\$ 25,138,430.47	\$ 8,555,286.14	\$ 2,886,126.41	\$ 30,807,590.20	\$ 184,744.09	\$ 30,992,334.29
503 Tuition Recovery	4,190,488.51	15,424.17	18,588.23	4,187,324.45	1,523.00	4,188,847.45
515 DNA Data Base	1,077,184.40	42,996.34	106,585.88	1,013,594.86	1,013,594.86
516 Fruit and Vegetable Inspection	5,552,813.51	1,353,135.77	1,326,816.88	5,579,132.40	80,850.65	5,659,983.05
536 Federal Food Service Revolving	2,495,092.80	4,538,458.28	4,831,666.87	2,201,884.21	14,558.56	2,216,442.77
553 Performance Audits of Government	7,041,494.59	1,224,356.44	1,119,208.37	7,146,642.66	1,450.67	7,148,093.33
561 Community Technical College Innovation	23,444,447.17	555,712.12	3,557,815.17	20,442,344.12	20,442,344.12
687 Rural Rehabilitation	266,773.35	170.67	266,944.02	266,944.02
688 Federal Local Rail Service Assistance	76,991.96	55.60	77,047.56	77,047.56
731 Child Care Facility Revolving	984,481.35	30,647.23	1,085.06	1,014,043.52	1,014,043.52
732 Nursing Home Civil Penalties	940,674.60	940,674.60	940,674.60
746 Hanford Area Economic Investment	31,498.07	6,280.20	37,778.27	37,778.27
749 Governor's Interagency Committee of State Employed Women	41,827.24	2,697.19	39,130.05	39,130.05
761 Basic Health Plan Subscription	250,744.09	250,744.09	250,744.09
763 Center for the Improvement of Student Learning	44,129.68	(6,500.00)	37,629.68	37,629.68
773 Commission on Higher Ed Prof Student Ex Program	51,200.00	51,200.00	51,200.00
774 University of Washington License Plate	78,978.61	22,873.64	101,852.25	101,852.25
776 Washington State University License Plate	51,282.01	48,640.62	51,282.01	48,640.62	48,640.62
778 Western Washington University License Plate	1,862.00	1,890.01	3,752.01	3,752.01
779 Eastern Washington University License Plate	19,754.82	2,697.33	22,452.15	22,452.15
780 School Zone Safety Account	420,921.38	48,432.34	785.20	468,568.52	468,568.52
783 Central Washington University License Plate	3,192.00	1,621.66	4,813.66	4,813.66
784 Miscellaneous Transportation Programs	(9,905,673.41)	19,269,760.33	20,594,714.45	(11,230,627.53)	227,695.31	(11,002,932.22)
786 The Evergreen State College License Plate	9,564.71	438.67	10,003.38	10,003.38
789 Advanced Environmental Mitigation Revolving	1,703,733.87	6,775.90	1,710,509.77	1,710,509.77
816 Stadium and Exhibition Center	27,989,104.01	899,421.47	28,888,525.48	28,888,525.48
821 Impaired Physician	146,507.81	140,600.00	2,521.51	284,586.30	1,900.00	286,486.30
823 Livestock Nutrient Management	51,570.03	17,489.64	34,080.39	34,080.39
833 Developmental Disabilities Endowment Trust	1,072,226.10	323,059.18	827,077.23	568,208.05	275,568.99	843,777.04
834 Capitol Furnishings Preservation Committee	65,873.60	8.01	65,881.61	65,881.61
878 Federal Forest Revolving	182.34	15,456,801.48	15,456,983.82	15,456,983.82
880 Advance Right-of-Way Revolving	8,716,997.35	267,836.51	8,984,833.86	101.95	8,984,935.81
884 Gambling Revolving	5,017,889.30	896,921.16	1,062,373.36	4,852,437.10	6,172.53	4,858,609.63
885 Plumbing Certificate	371,392.80	69,853.39	60,470.62	380,775.57	343.60	381,119.17
892 Pressure Systems Safety	1,056,241.12	148,258.98	155,534.35	1,048,965.75	1,364.90	1,050,330.65
TOTAL SPECIAL REVENUE FUNDS	\$ 266,061,597.02	\$ 85,400,130.09	\$ 66,983,231.59	\$ 284,478,495.52	\$ 1,085,525.85	\$ 285,564,021.37

PERMANENT FUNDS

842 American Indian Scholarship Endowment	\$ 294,421.87	\$ 188.36	\$	\$ 294,610.23	\$	\$ 294,610.23
---	---------------	-----------	----------	---------------	----------	---------------

RECEIPTS AND DISBURSEMENTS FOR TREASURER'S TRUST FUNDS

		May 1, 2015	May 2015		May 31, 2015		
		Beginning Book Balance	Plus Receipts	Less Disbursements	Ending Book Balance	Outstanding Warrants	Ending Cash Balance
PERMANENT FUNDS (Continued)							
852	Foster Care Scholarship Endowment	\$ 3,614.05	\$ 2.31	\$	\$ 3,616.36	\$	\$ 3,616.36
TOTAL PERMANENT FUNDS		\$ 298,035.92	\$ 190.67	\$	\$ 298,226.59	\$	\$ 298,226.59
ENTERPRISE FUNDS							
413	Municipal Revolving	\$ 4,644,435.38	\$ 2,101,287.85	\$ 1,813,680.94	\$ 4,932,042.29	\$ 11,258.18	\$ 4,943,300.47
442	Legislative Gift Center	82,441.74	13,166.13	26,865.73	68,742.14	920.07	69,662.21
445	Self-Insured Emplr Overpymt Reimb	651,900.67	43,337.22	695,237.89	11,502.26	706,740.15
446	Industrial Insurance Rainy Day Fund
449	Certificates of Participation and Other Financing - Local	152,114.39	5,853,459.48	5,853,459.48	152,114.39	217,710.88	369,825.27
470	Imaging	178,077.94	53,405.74	44,146.96	187,336.72	350.00	187,686.72
477	Lottery Investment
543	Judicial Information Systems	17,007,507.68	1,844,517.16	2,088,774.55	16,763,250.29	7,138.76	16,770,389.05
544	Pollution Liability Insurance Program Trust	23,202,494.37	3,507.17	785,448.87	22,420,552.67	411.60	22,420,964.27
545	Heating Oil Pollution Liability Trust	109,597.10	1,761.03	3,833.92	107,524.21	11.37	107,535.58
788	Advanced College Tuition Payment Program	3,776,722.97	20,219,843.41	23,926,255.18	70,311.20	1,040,041.81	1,110,353.01
TOTAL ENTERPRISE FUNDS		\$ 49,805,292.24	\$ 30,134,285.19	\$ 34,542,465.63	\$ 45,397,111.80	\$ 1,289,344.93	\$ 46,686,456.73
INTERNAL SERVICE FUNDS							
12V	PEBB Medical Benefits Admin	\$	\$	\$	\$	\$	\$
411	Natural Resources Equipment	1,592,156.18	299.67	564,104.99	1,028,350.86	17,354.96	1,045,705.82
419	Data Processing Revolving	7,739,673.40	14,786,007.96	16,448,121.82	6,077,559.54	269,208.93	6,346,768.47
421	Education Technology Revolving	4,199,970.31	3,194,103.18	3,394.52	7,390,678.97	7,390,678.97
422	General Administration Services	8,160,648.67	12,510,669.65	12,969,636.54	7,701,681.78	79,150.55	7,780,832.33
436	OFM Labor Relations Service	2,882,790.56	30,387.01	324,583.61	2,588,593.96	2,588,593.96
438	Uniform Dental Plan Benefits Administration	514,216.95	515,330.00	989,571.00	39,975.95	39,975.95
439	Uniform Medical Plan Benefits Administration	455,950.11	4,268,645.00	3,551,836.54	1,172,758.57	1,172,758.57
444	Fish & Wildlife Equipment	247,885.26	87,867.93	67,169.12	268,584.07	724.99	269,309.06
453	Minority and Women's Business Enterprises	886,383.99	176,357.96	154,839.99	907,901.96	5.00	907,906.96
458	Consolidated Technology Services Revolving
461	Shared Information Technology System Revolving
466	Statewide Info Tech System Development Revolving
471	State Patrol Nonappropriated Airplane Revolving	274,133.37	2,962.80	29,927.33	247,168.84	21,013.45	268,182.29
472	Statewide Info Tech System Maintenance & Operations Revolving
546	Risk Management	1,269,636.94	238,834.30	(319,455.51)	1,827,926.75	1,128.99	1,829,055.74
547	Liability	65,943,209.82	4,384,734.42	61,558,475.40	94,952.28	61,653,427.68
721	Public Employees' and Retirees' Insurance	196,205,108.57	124,414,089.57	140,306,732.54	180,312,465.60	1,759,756.21	182,072,221.81
730	Public Employees' and Retirees' Insurance Reserve	132,736,003.14	86,352.85	132,822,355.99	132,822,355.99
739	Certificates of Participation and Other Financing - State	382,589.42	11,823,239.30	2,489,340.96	9,716,487.76	9,716,487.76
TOTAL INTERNAL SERVICE FUNDS		\$ 423,490,356.69	\$ 172,135,147.18	\$ 181,964,537.87	\$ 413,660,966.00	\$ 2,243,295.36	\$ 415,904,261.36

RECEIPTS AND DISBURSEMENTS FOR TREASURER'S TRUST FUNDS

		May 1, 2015	May 2015		May 31, 2015		
		Beginning Book Balance	Plus Receipts	Less Disbursements	Ending Book Balance	Outstanding Warrants	Ending Cash Balance
PRIVATE PURPOSE FUNDS							
196	Unclaimed Personal Property	\$ 853,322.12	\$ 4,738,499.69	\$ 4,564,951.16	\$ 1,026,870.65	\$ 2,982,441.44	\$ 4,009,312.09
738	Department of Social and Health Services Trust	53,654.52	53,654.52	53,654.52
TOTAL PRIVATE PURPOSE FUNDS		\$ 906,976.64	\$ 4,738,499.69	\$ 4,564,951.16	\$ 1,080,525.17	\$ 2,982,441.44	\$ 4,062,966.61
AGENCY FUNDS							
16C	Real Estate/Property Tax Admin Assistance	\$ 57,195.00	\$ 112,090.00	\$ 114,390.00	\$ 54,895.00	\$	\$ 54,895.00
17A	County Enhanced 911 Excise Tax	5,922,274.35	5,663,934.15	5,927,615.65	5,658,592.85	5,658,592.85
525	Washington State Combined Fund Drive	1,296,800.83	415,927.42	888,004.68	824,723.57	29,316.01	854,039.58
660	Natural Resources Deposit	8,758,682.88	27,701,585.05	24,298,298.40	12,161,969.53	150,290.29	12,312,259.82
734	Centennial Document Preservation and Modernization	2,441,854.27	246,836.20	2,688,690.47	2,688,690.47
737	High Occupancy Vehicle
757	Maritime Historic Restoration and Preservation	3,773.96	7,982.95	11,756.91	11,756.91
797	Local Tourism Promotion	753,295.75	832,734.99	768,004.25	818,026.49	818,026.49
TOTAL AGENCY FUNDS		\$ 19,233,877.04	\$ 34,981,090.76	\$ 31,996,312.98	\$ 22,218,654.82	\$ 179,606.30	\$ 22,398,261.12
TOTAL TREASURER'S TRUST FUNDS		\$ 786,839,313.32	\$ 349,136,615.53	\$ 351,113,141.90	\$ 784,862,786.95	\$ 7,801,070.37	\$ 792,663,857.32

INVESTMENT STATEMENT & INVESTMENT INTEREST INCOME AND CAPITAL GAINS

INVESTMENT STATEMENT

Fund / Account	May 1, 2015	Purchased	Maturities & Sales	Amortization	May 31, 2015
Treasury & Treasurer's Trust					
Investments (trade date basis)	\$ 4,144,219,421.97	\$ 3,118,379,889.71	\$ 2,576,372,894.77	\$ 399,991.09	\$ 4,686,626,408.00
Reverse Repurchase Agreements
Purchased Accrued Interest	475,330.96	395,477.07	190,934.75	679,873.28
Total Treasury & Treasurer's Trust	\$ 4,144,694,752.93	\$ 3,118,775,366.78	\$ 2,576,563,829.52	\$ 399,991.09	\$ 4,687,306,281.28
Local Government Investment Pool					
Investments (trade date basis)	\$ 11,075,533,265.29	\$ 26,467,577,165.35	\$ 26,520,055,633.54	\$ 602,987.23	\$ 11,023,657,784.33
Reverse Repurchase Agreements
Purchased Accrued Interest	2,350.00	42,005.00	2,350.00	42,005.00
Total Local Government Investment Pool	\$ 11,075,535,615.29	\$ 26,467,619,170.35	\$ 26,520,057,983.54	\$ 602,987.23	\$ 11,023,699,789.33
Total All Accounts	\$ 15,220,230,368.22	\$ 29,586,394,537.13	\$ 29,096,621,813.06	\$ 1,002,978.32	\$ 15,711,006,070.61

INVESTMENT INTEREST INCOME AND CAPITAL GAINS CURRENT MONTH AND FISCAL YEAR TO DATE COMPARISON

Fund / Account	May 2015	May 2014	Fiscal Year 2015	Fiscal Year 2014
Treasury & Treasurer's Trust				
Cash	\$ 3,082,477.55	\$ 2,697,453.94	\$ 31,732,901.05	\$ 27,019,383.00
Custody Bank Fees	(4,615.82)	(4,615.81)	(50,721.76)	(50,658.43)
Other Bank Fees	(11,371.18)	(12,439.82)	(108,327.45)	(140,270.31)
Amortization	399,991.09	(797,809.69)	(6,789,679.75)	(11,191,513.65)
Accrued Interest	38,414.25	(54,403.20)	1,586,447.89	846,245.85
Gains and Losses	(120,779.32)	291,469.80	2,209,171.75	2,498,805.03
Total Treasury & Treasurer's Trust	\$ 3,384,116.57	\$ 2,119,655.22	\$ 28,579,791.73	\$ 18,981,991.49
Local Government Investment Pool				
Cash	\$ 542,353.79	\$ 353,104.55	\$ 5,371,022.45	\$ 5,217,911.66
Amortization	602,987.23	458,641.91	4,799,559.83	5,073,148.94
Accrued Interest	88,724.39	106,331.68	56,371.99	(59,445.12)
Gains and Losses	193,358.53	100,410.94	836,384.61	1,063,703.74
Total Local Government Investment Pool	\$ 1,427,423.94	\$ 1,018,489.08	\$ 11,063,338.88	\$ 11,295,319.22
Total All Accounts	\$ 4,811,540.51	\$ 3,138,144.30	\$ 39,643,130.61	\$ 30,277,310.71

JAMES L. McINTIRE
STATE TREASURER
PO BOX 40200
OLYMPIA WA 98504-0200

