



# Washington State Treasurer's Monthly Report

July 2015



**JAMES L. McINTIRE**  
State Treasurer

In accordance with the Americans with Disabilities Act, this publication will be made available in alternate formats upon request to the Office of the State Treasurer, Legislative Building, 2nd Floor, Olympia, Washington 98504-0200, telephone (360) 902-9000, fax (360) 902-9037 or TTY Users Call: 7-1-1.  
Web Site: <http://tre.wa.gov>.

# TABLE OF CONTENTS

## TABLE OF CONTENTS

	<i>Page</i>
State Treasurer's Letter .....	1
Investment Income Distributions.....	2
General Fund .....	5
Treasury, Treasurer's Trust and Local Governments Investment Pool Flow Chart.....	6
Treasury, Treasurer's Trust, Treasury and Treasurer's Trust Charts.....	7
General Fund and Local Governments Investment Pool Charts .....	8
Receipts and Disbursements for Treasury Funds .....	9
Receipts and Disbursements for Treasurer's Trust Funds .....	19
Investment Statement & Investment Interest Income and Capital Gains .....	26





**JAMES L. McINTIRE,**  
State Treasurer

**State of Washington  
Office of the Treasurer**

Legislative Building  
P.O. Box 40200  
Olympia, Washington 98504-0200

(360) 902-9000 • TTY 7-1-1  
FAX (360) 902-9037  
Home Page <http://tre.wa.gov>

Fellow Washingtonians,

I am pleased to report on the operations of the Office of the State Treasurer for the month of July 2015. At the close of the month, the Treasury & Treasurer's Trust book balance was \$4.2 billion with investment earnings distributed for the month of \$3.7 million.

In the month of July each year, my office reports on the previous fiscal year. During fiscal year 2015, the temporary surplus balances of the 308 treasury funds and 206 trust funds are invested on a daily basis by the State Treasurer and credited to the Treasury Income Account. The State Treasurer distributes the balance of the Treasury Income Account to participating accounts. The amount distributed to each account is based on specific statutory provisions and the ratio of its average daily cash balance to the respective total average daily cash balances of the treasury and treasurer's trust funds.

Total income for fiscal year 2015 of \$28,074,716.40 was distributed to participating treasury funds and \$3,534,443.90 was distributed to participating treasurer's trust funds.

Sincerely,

A handwritten signature in cursive script that reads "James L. McIntire".

James L McIntire  
Washington State Treasurer



# INVESTMENT INCOME DISTRIBUTIONS

## Investment Income – Treasury Funds and Accounts

Fund / Account	Amount Distributed	Fund / Account	Amount Distributed
001 General (See Summary of Distributions on page 3).....	\$ 1,665,817.95	108 Motor Vehicle.....	\$ 628,192.93
01T Local Leasehold Excise Tax .....	9,458.99	109 Puget Sound Ferry Operations .....	189,269.94
027 Reclamation.....	14,255.65	11B Regional Mobility Grant Program .....	93,760.92
02M Essential Rail Assistance.....	1,931.76	11E Freight Mobility Multimodal .....	30,617.80
03L County Criminal Justice Assistance .....	21,194.74	110 Special Wildlife .....	14,374.13
03M Municipal Criminal Justice Assistance.....	6,309.40	113 Common School Construction.....	190,632.38
031 State Investment Board Expense .....	12,123.68	12T Traumatic Brain Injury .....	8,532.83
036 Capitol Building Construction.....	8,084.84	125 Site Closure.....	106,690.09
039 Aeronautics .....	13,265.79	14B Budget Stabilization.....	1,616,485.17
04B Natural Resources Real Property Replacement .....	62,559.04	144 Transportation Improvement.....	168,759.48
04L Public Health Services.....	.02	15H Cleanup Settlement .....	319,806.43
04R Drinking Water Assistance.....	56,282.26	15P Energy Recovery Act.....	12,309.33
041 Resource Management Cost.....	168,777.47	150 Low-Income Weatherization Assistance.....	11,863.19
042 Charitable, Educational, Penal, and Reformatory Institutions .....	18,550.79	153 Rural Mobility Grant Program.....	16,281.34
05R Drinking Water Assistance Administrative .....	19,881.03	16J SR 520 Corridor.....	305,663.20
056 State Higher Education Construction .....	278.72	16P Marine Resources Stewardship Trust.....	5,350.71
06G Real Estate Appraiser Commission.....	2,031.44	16W Hospital Safety Net Assessment.....	275,562.35
061 Eastern Washington University Capital Projects.....	26,559.40	17P SR520 Civil Penalties.....	57,990.94
062 Washington State University Building.....	1,052.23	186 County Arterial Preservation .....	5,204.81
063 Central Washington University Capital Projects.....	12,199.91	18B Columbia River Basin Tax Bond Water Supply Development..	48,139.28
064 University of Washington Building.....	32,068.35	18J Capital Vessel Replacement.....	38,545.28
065 Western Washington University Capital Projects .....	9,185.20	201 Department of Licensing Services .....	5,071.63
066 The Evergreen State College Capital Projects.....	10,210.27	204 Volunteer Fire Fighters' & Reserve Officers' Administrative ...	5,929.04
07R Drinking Water Assistance Repayment.....	241,928.96	215 Special Category C .....	9,446.09
08A Education Legacy Trust .....	249,310.51	218 Multimodal Transportation .....	239,317.90
08M Small City Pavement and Sidewalk .....	3,191.59	253 Education Construction.....	28,377.95
080 Grade Crossing Protective.....	2,011.35	296 Columbia River Basin Water Supply Rev Recovery.....	4,952.16
081 State Patrol Highway.....	172,769.45	303 Highway Bond Retirement .....	432,473.09
082 Motorcycle Safety Education .....	4,985.79	304 Ferry Bond Retirement .....	23,163.49
087 Park Land Trust Revolving .....	6,407.04	305 Transportation Improvement Board Bond Retirement .....	15,313.80
09E Freight Mobility Investment.....	37,033.90	319 Public Health Supplemental.....	4,858.07
09F High-Occupancy Toll Lanes Operations .....	10,347.47	347 Washington State University Bond Retirement .....	77,455.63
09H Transportation Partnership .....	1,189,902.77	348 University of Washington Bond Retirement.....	30,693.32
094 Transportation Infrastructure.....	28,893.07	389 Toll Facility Bond Retirement.....	28,908.63
096 Highway Infrastructure .....	8,200.80	404 State Treasurer's Service .....	16,265,750.00
097 Recreational Vehicle.....	9,499.28	410 Transportation Equipment .....	83,323.38
099 Puget Sound Capital Construction.....	82,869.05	500 Perpetual Surveillance and Maintenance .....	181,216.37
10P Columbia River Basin Water Supply .....	65,470.62	507 Oyster Reserve Land.....	2,449.36
10R Energy Freedom.....	6,479.61	511 Tacoma Narrows Toll Bridge .....	57,002.79
102 Rural Arterial Trust.....	63,194.27	535 Alaskan Way Viaduct Replacement Project.....	32.80
104 State Wildlife.....	98,457.54	548 LEOFF System Plan 2 Expense.....	413.94
106 Highway Safety.....	94,033.78	549 Election.....	19,602.55

*(Investment Income continued on page 3)*

# INVESTMENT INCOME DISTRIBUTIONS

(Investment Income continued)

## Investment Income – Treasury Funds and Accounts (Continued)

Fund / Account	Amount Distributed
550 Transportation 2003 .....	\$ 413,129.31
562 Skilled Nursing Facility Safety Net Trust .....	14,854.20
564 Water Pollution Control Revolving Administration .....	1,128.55
566 Community Forest Trust .....	33.93
571 Multiuse Roadway Safety .....	107.67
595 I-405 Express Toll Lanes Operations .....	7,031.17
600 Department of Retirement Systems Expense .....	47,052.04
603 Millersylvania Park Trust .....	21.60
609 Medical Aid .....	37,438.47
614 Volunteer Firefighters' Relief and Pension Principal .....	63,411.54
615 State Patrol – Plan 1 .....	1,355.50
616 Judges' Retirement .....	2,803.47
630 State Patrol - Plan 2 .....	1,422.02
631 Public Employees' Retirement System Plan 1 .....	18,441.49
632 Teachers' Retirement System Plan 1 .....	11,963.70
633 School Employees' Retirement System Combined Plan 2 & 3 .....	15,568.10
635 Public Safety Employees' Retirement System Plan 2 .....	1,839.03
641 Public Employees' Retirement System Combined Plan 2 & 3 .....	34,579.64
642 Teachers' Retirement System Combined Plan 2 and 3 .....	31,231.85
689 Rural Washington Loan .....	39,742.85
722 Deferred Compensation Principal .....	16,666.13
727 Water Pollution Control Revolving .....	791,375.54
729 Judicial Retirement Principal .....	111.05
785 State Educational Trust Fund .....	20,957.11
818 Youth Athletic Facility .....	742.93
819 LEOFFS Plan 1 Retirement .....	3,562.11
825 Tobacco Settlement .....	19,272.52
828 Tobacco Prevention and Control .....	7,366.95
829 LEOFFS Plan 2 Retirement .....	8,000.92
851 Development Disabilities Community Trust .....	1,363.94
865 State Investment Board Commingled Trust .....	9.81
881 Supplemental Pension .....	11,298.47
882 Washington Judicial Retirement System .....	29,444.68
887 Public Facilities Construction Loan Revolving .....	207,164.28
888 Deferred Compensation Administrative .....	6,027.68
893 Radiation Perpetual Maintenance .....	1,345.85
<b>Total Treasury Investment Income,</b>	
<b>Fiscal Year 2015 .....</b>	<b><u>\$ 28,074,716.40</u></b>

## Summary of Distributions Investment Income to General Fund

The Treasurer distributes the amount credited to the Treasury Income Account at the end of each month. The General Fund is credited with its share of the total income

earned from the General Fund balance in addition to all or a portion of the investment income from certain other Treasury accounts.

Following is a summary of the transactions relating to investment income and the General Fund during Fiscal Year 2015.

Treasury Investment Income Received on the	
General Fund Balance .....	\$ (2,914,755.01)
Treasury Investment Income from Certain Accounts .....	4,580,572.96
<b>Total Treasury Investment Income to the General Fund .....</b>	<b><u>\$ 1,665,817.95</u></b>

## Investment Income – Treasurer's Trust Funds and Accounts

Fund / Account	Amount Distributed
001 General .....	\$ 1,322,396.16
025 Pilotage .....	5,509.43
03K Industrial Insurance Premium Refund .....	14,080.23
07E Contract Harvesting Revolving .....	23,941.76
07N Produce Railcar Pool .....	364.38
07T Commemorative Works .....	13.03
08B Foster Care Endowed Scholarship Trust .....	61.49
08E Individual Development Account Program .....	201.25
09K Life Sciences Discovery .....	94,363.12
126 Agricultural Local .....	68,144.77
128 Grain Inspection Revolving .....	24,365.69
12N Get Ready For Math & Science Scholarship .....	99.72
131 Fair .....	5,531.68
133 Children's Trust .....	1,647.41
14E Washington State Heritage Center .....	2,536.68
14F Family Leave Insurance .....	1,567.57
14W Reduced Cigarette Ignition Propensity .....	1,437.73
16L Accessible Communities .....	1,668.69
16R Multiagency Permitting Team .....	331.96
169 Horse Racing Commission Operating .....	4,179.81
17A County Enhanced 911 Excise Tax .....	27,326.45
195 Energy .....	(6.50)
19B School for the Blind .....	2,967.70
19H Center for Childhood Deafness and Hearing Loss .....	287.79
205 Mobile Home Park Relocation .....	4,327.72
283 Juvenile Accountability Incentive .....	1,471.19
485 Horse Racing Commission Washington Bred Owners' Bonus .....	809.58
495 Toll Collection .....	42,098.66
496 Future Teachers Conditional Scholarship .....	10,144.07
497 Horse Racing Commission Class C Purse Fund .....	224.79
503 Tuition Recovery .....	16,290.63
516 Fruit and Vegetable Inspection .....	19,020.04
525 Washington State Combined Fund Drive .....	4,167.33
561 Community Technical College Innovation .....	94,275.45
646 Higher Education Retirement Plan Supplemental Benefit .....	1,392.98
660 Natural Resources Deposit .....	42,288.47
687 Rural Rehabilitation .....	1,068.88

(Investment Income continued on page 4)

# INVESTMENT INCOME DISTRIBUTIONS

(Investment Income continued)

## Investment Income – Treasurer’s Trust Funds and Accounts (Continued)

688	Federal Local Rail Service Assistance .....	\$	443.76
721	Public Employees’ and Retirees’ Insurance .....		994,691.95
730	Public Employees’ and Retirees’ Insurance Reserve.....		542,518.31
731	Child Care Facility Revolving.....		3,796.26
784	Miscellaneous Transportation Programs .....		(53,629.85)
788	Advanced College Tuition Payment Program .....		18,891.36
789	Advanced Environment Mitigation Revolving.....		9,765.85
797	Local Tourism Promotion .....		3,238.58
816	Stadium and Exhibition Center .....		120,953.00
833	Developmental Disabilities Endowment Trust.....		4,747.16
837	Washington’s Promise Scholarship.....		.04
842	American Indian Scholarship Endowment.....		1,183.34
852	Foster Care Scholarship Endowment .....		14.49
878	Federal Forest Revolving .....		3,426.11
880	Advance Right-of-Way Revolving.....		<u>43,805.75</u>
<b>Total Treasurer’s Trust Investment Income,</b>			
<b>Fiscal Year 2015 .....</b>			<b>\$ <u>3,534,443.90</u></b>



# GENERAL FUND

## GENERAL FUND CURRENT MONTH AND FISCAL YEAR TO DATE COMPARISON (In Millions)

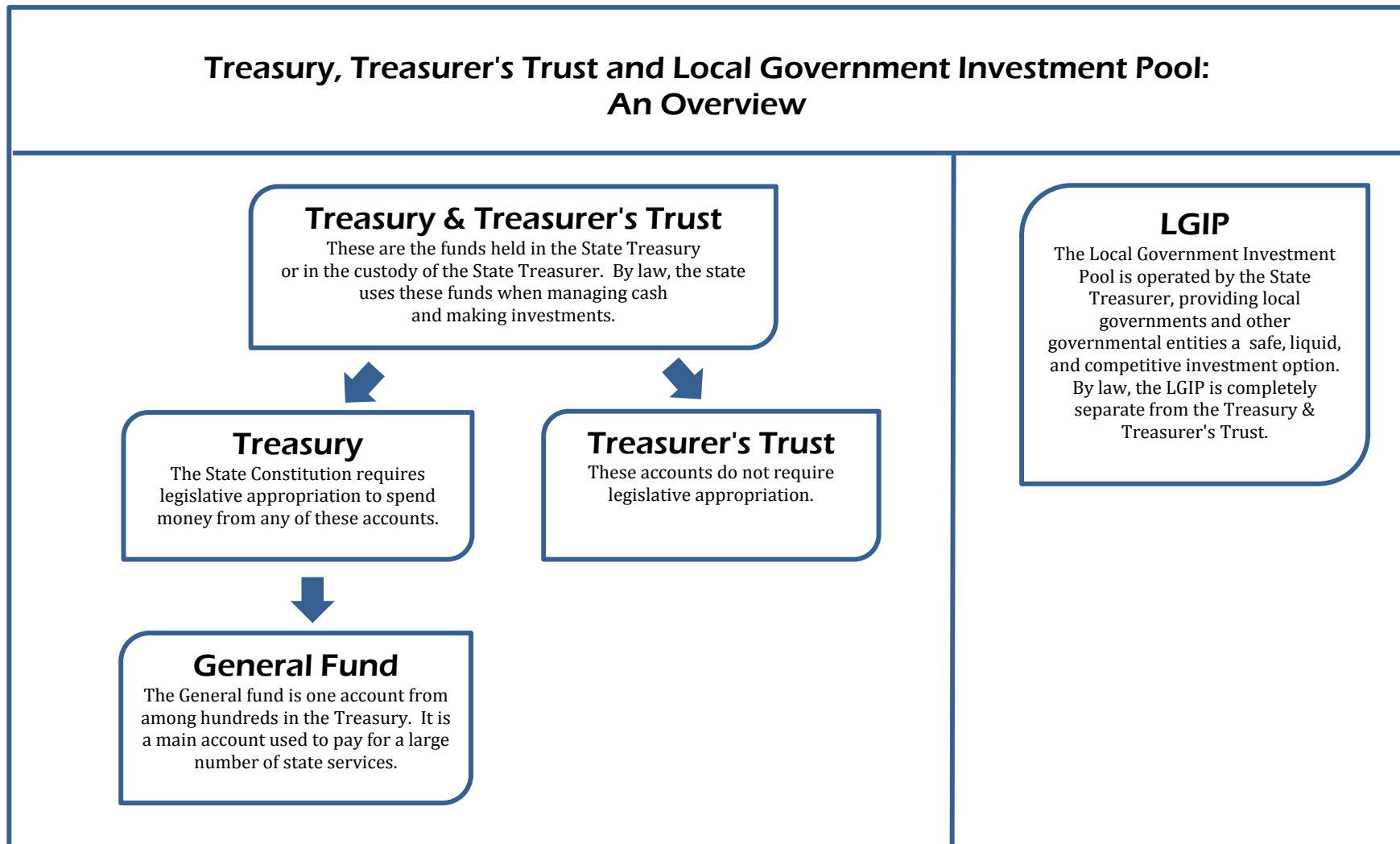
	Month of July		Fiscal Year to Date	
	2015	2014	2016	2015
<b>Beginning Book Balance</b>	\$ 1,001.142	\$ 401.227	\$ 1,001.142	\$ 401.227
Cash Revenue	1,968.012	2,027.665	1,968.012	2,027.665
Other Cash Receipts	841.835	578.278	841.835	578.278
<b>Total Cash Receipts</b>	<b>\$ 2,809.847</b>	<b>\$ 2,605.943</b>	<b>\$ 2,809.847</b>	<b>\$ 2,605.943</b>
<b>Total Cash Disbursements</b>	<b>\$ 3,387.203</b>	<b>\$ 3,162.402</b>	<b>\$ 3,387.203</b>	<b>\$ 3,162.402</b>
<b>Ending Book Balance</b>	<b>\$ 423.786</b>	<b>\$ (155.232)</b>	<b>\$ 423.786</b>	<b>\$ (155.232)</b>
<b>Cash Revenue</b>				
Bond Retirement & Interest	\$ (0.177)	\$ (0.146)	\$ (0.177)	\$ (0.146)
Secretary of State	2.741	2.575	2.741	2.575
<b>Department of Revenue:</b>				
Retail Sales Tax	732.703	647.296	732.703	647.296
Business & Occupation Tax	340.886	311.600	340.886	311.600
Compensating Tax	58.508	51.985	58.508	51.985
Cigarette Tax	1.471	33.823	1.471	33.823
Public Utility Tax	31.469	28.166	31.469	28.166
Various Other Revenue	25.152	36.588	25.152	36.588
Insurance Commission	3.065	18.650	3.065	18.650
Liquor Control Board	0.175	(0.033)	0.175	(0.033)
<b>Department of Licensing:</b>				
Excise Tax – Other	0.016	0.014	0.016	0.014
Various Other Revenue	3.028	3.188	3.028	3.188
Department of Social & Health Services	11.719	8.932	11.719	8.932
Universities & Colleges	0.000	0.000	0.000	0.000
Treasurer's Transfers	(50.600)	(49.248)	(50.600)	(49.248)
<b>Counties:</b>				
Property Tax	14.155	12.643	14.155	12.643
Real Estate Excise Tax	94.577	72.662	94.577	72.662
Various Other Revenue	4.976	0.005	4.976	0.005
Federal Grants-In-Aid (All Agencies)	622.100	810.911	622.100	810.911
Revenues Distributed to Local Governments	(0.258)	(0.250)	(0.258)	(0.250)
Other Agencies' Cash Revenue	72.306	38.304	72.306	38.304
<b>Total Cash Revenue</b>	<b>\$ 1,968.012</b>	<b>\$ 2,027.665</b>	<b>\$ 1,968.012</b>	<b>\$ 2,027.665</b>

Source: Agency Financial Reporting System (AFRS).

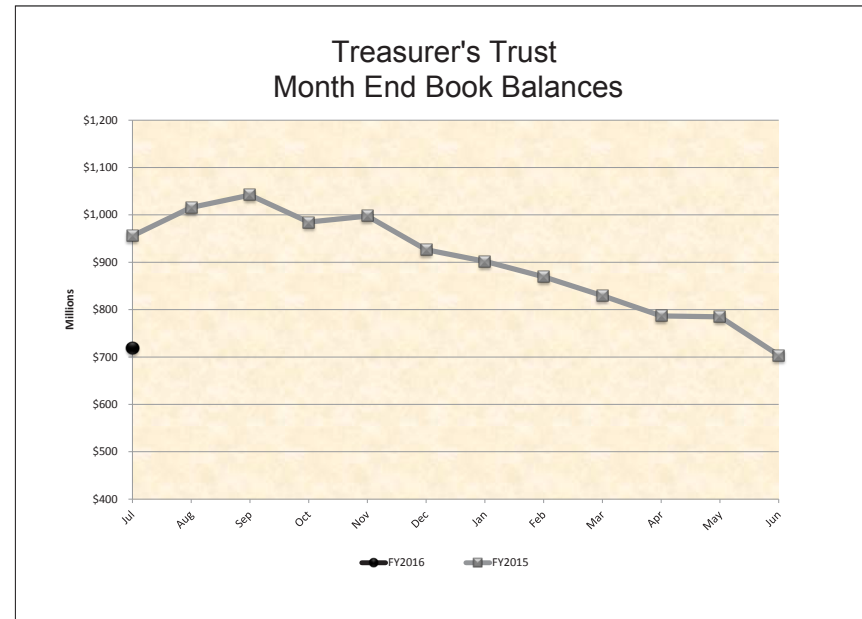
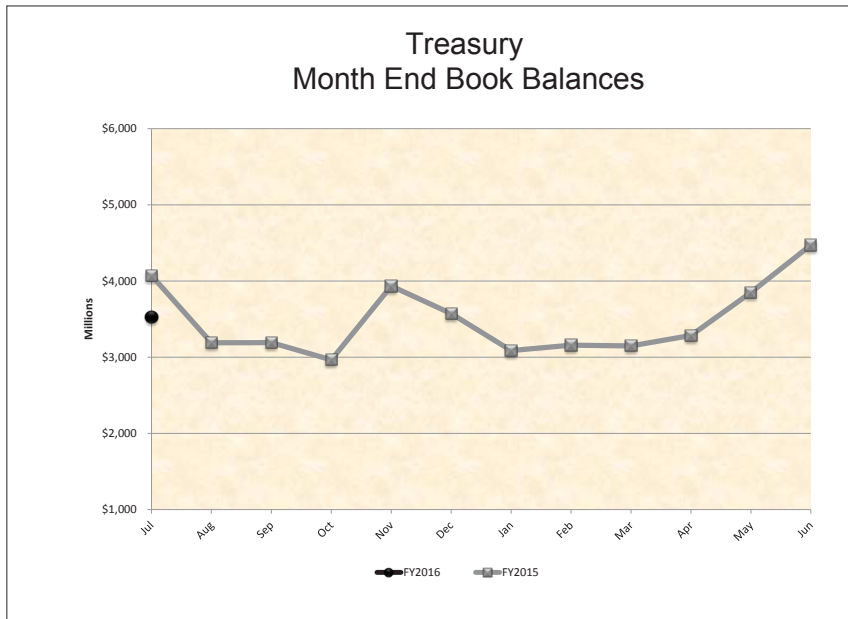
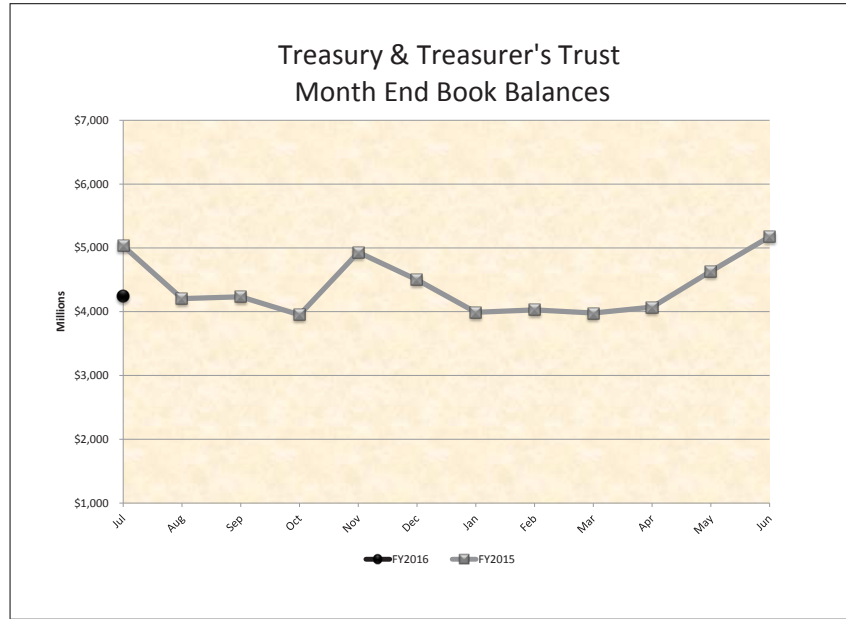
# TREASURY, TREASURER'S TRUST AND LGIP FLOW CHART

The State Treasurer is charged with the cash management of public funds, which includes two categories of state funds and accounts: (1) funds and accounts located in the state treasury, which are subject to legislative appropriation; and (2) Treasurer's trust funds, which are accounts placed in the custody of the State Treasurer, and not typically subject to legislative appropriation. Funds within these accounts are comingled for investment and cash management purposes.

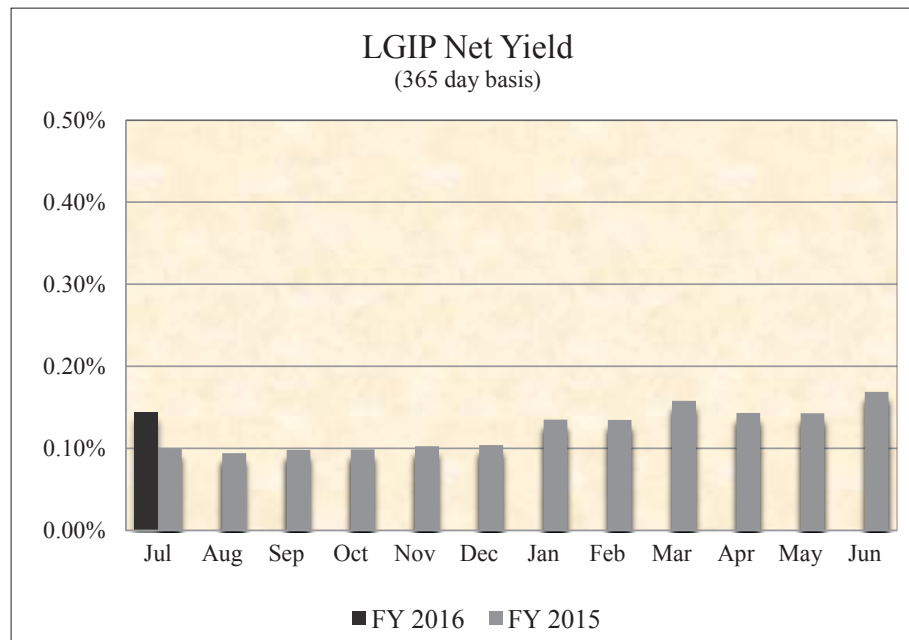
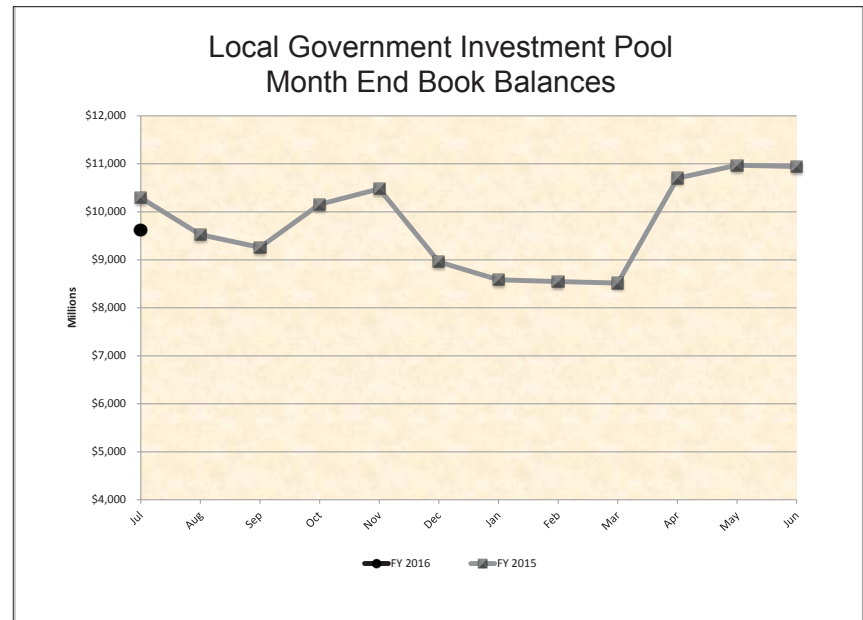
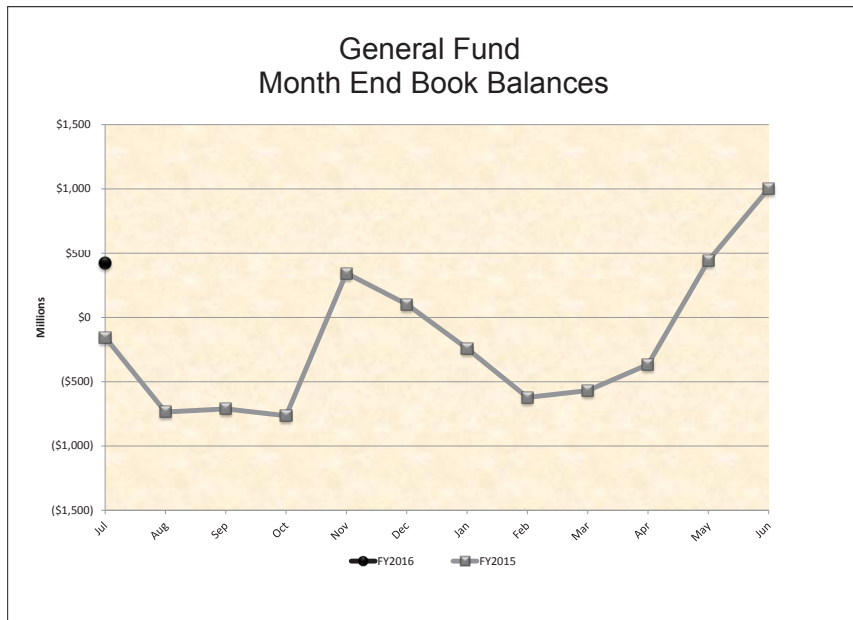
This flow chart describes the structure of the Treasury and Treasurer's Trust Accounts. Month end balances of these accounts are shown on pages 7 and 8.



# TREASURY & TREASURER'S TRUST AND TREASURY AND TREASURER'S TRUST CHART



# GENERAL FUND AND LOCAL GOVERNMENT INVESTMENT POOL CHARTS



# RECEIPTS AND DISBURSEMENTS FOR TREASURY FUNDS

	July 1, 2015		July 2015		July 31, 2015		
	Beginning Book Balance		Plus Receipts	Less Disbursements	Ending Book Balance	Outstanding Warrants	Ending Cash Balance
<b>GENERAL FUND</b>							
001 General	\$ 1,001,141,916.09	\$	2,809,847,379.30	\$ 3,387,203,228.69	\$ 423,786,066.70	\$ 32,396,548.54	\$ 456,182,615.24
018 Millersylvania Park Current	5,210.50				5,210.50		5,210.50
01E Geothermal	159.89				159.89		159.89
01N Institutional Impact	19,144.72				19,144.72		19,144.72
02P Flood Control Assistance	654,850.84		2,041,516.38	967.94	2,695,399.28	375.00	2,695,774.28
031 State Investment Board Expense	2,282,990.39		1,704,811.14	1,708,860.35	2,278,941.18	10,120.48	2,289,061.66
032 State Emergency Water Projects Revolving	221,616.92				221,616.92		221,616.92
03A Excess Earnings							
03L County Criminal Justice Assistance	956,876.79		11,088,983.15	10,636,192.22	1,409,667.72	250.32	1,409,918.04
03M Municipal Criminal Justice Assistance	302,981.52		4,442,479.37	4,392,968.76	352,492.13	84.97	352,577.10
04L Public Health Services	6.13				6.13		6.13
051 State and Local Improvements Revolving	318,108.83				318,108.83		318,108.83
055 State & Local Improve Revolving (Waste Disp Facilities, 1980)	37,639.01				37,639.01		37,639.01
05C Criminal Justice Treatment	7,614,888.35		2,946,403.04	954,929.02	9,606,362.37	43,781.83	9,650,144.20
05M Tourism Development and Promotion							
070 Outdoor Recreation	(2,040,354.04)			473,173.67	(2,513,527.71)	5,540.00	(2,507,987.71)
072 State & Local Improve Revolving (Water Supply Facilities)	824,789.18		302.82	8,978.63	816,113.37	7,962.01	824,075.38
09C Farmlands Preservation	1,138,350.75				1,138,350.75		1,138,350.75
09G Riparian Protection	(1,056,526.83)				(1,056,526.83)		(1,056,526.83)
09R Economic Development Strategic Reserve	3,537,187.04			908,337.08	2,628,849.96		2,628,849.96
10K Veterans Innovation Program	103,740.40				103,740.40		103,740.40
10P Columbia River Basin Water Supply Development	20,375,897.26		(28,456.31)	1,811,069.75	18,536,371.20	56.00	18,536,427.20
10R Energy Freedom	821,814.76		631.76		822,446.52		822,446.52
10T Hood Canal Aquatic Rehabilitation Bond	(2,541.81)				(2,541.81)		(2,541.81)
11F Reinvesting in Youth	13,411.98			8.97	13,403.01		13,403.01
11N Heritage Barn Preservation							
11W Water Quality Capital	43,327.10				43,327.10		43,327.10
125 Site Closure	26,473,659.68		1,087,254.35	5,374.12	27,555,539.91	2,210.37	27,557,750.28
12B Green Energy Incentive							
12J Boating Activities	10,000.00				10,000.00		10,000.00
12K Puget Sound Scientific Research							
12R Independent Youth Housing							
12W Veterans Conservation Corps							
14B Budget Stabilization	581,334,914.07		(38,097,453.38)	8,974,694.22	534,262,766.47	112,391.07	534,375,157.54
14C Puget Sound Recovery							
14H Community Preservation & Development Auth	8,750.00				8,750.00		8,750.00
14L Streamlined Sales & Use Tax Mitigation	2,446,660.54		23,864,000.00		26,310,660.54		26,310,660.54
15C WA Community Tech Opportunity							
15F Local Public Safety Enhancement							
15J Building Communities							



# RECEIPTS AND DISBURSEMENTS FOR TREASURY FUNDS

		July 1, 2015	July 2015		July 31, 2015		
		Beginning Book Balance	Plus Receipts	Less Disbursements	Ending Book Balance	Outstanding Warrants	Ending Cash Balance
<b>GENERAL FUND (Continued)</b>							
15K	Columbia River Water Delivery	\$ 16,173.66	\$ 6,512,989.00	\$ 6,512,989.00	\$ 16,173.66	\$ .....	\$ 16,173.66
15R	Evergreen Job Training	.....	.....	.....	.....	.....	.....
16V	Water Rights Processing	374,003.93	34,606.13	.....	408,610.06	.....	408,610.06
177	Judicial Retirement Administrative	.....	.....	.....	.....	.....	.....
17B	Home Visiting Services	1,792,886.87	1,501,998.24	69,793.69	3,225,091.42	.....	3,225,091.42
17C	Opportunity Express Account	62,171.42	.....	.....	62,171.42	.....	62,171.42
17E	State Efficiency and Restructuring	.....	.....	.....	.....	.....	.....
17F	Washington Opportunity Pathways	1,934,581.33	.....	86,395.00	1,848,186.33	.....	1,848,186.33
17K	Basic Health Plan Stabilization	.....	.....	.....	.....	.....	.....
18B	Columbia River Basin Tax Bond Water Supply Development	7,657,969.89	4,184.19	.....	7,662,154.08	.....	7,662,154.08
18H	Opportunity Expansion	6,000,326.64	.....	.....	6,000,326.64	.....	6,000,326.64
18K	24/7 Sobriety	8,683.10	(1,454.52)	.....	7,228.58	.....	7,228.58
18T	Child and Family Reinvestment	845,960.64	1,458,000.00	.....	2,303,960.64	.....	2,303,960.64
19K	Yakima Integrated Plan Implementation	.....	.....	.....	.....	.....	.....
19L	Charter Schools Oversight	23,489.10	2,936.14	.....	26,425.24	.....	26,425.24
19N	Diesel Idle Reduction	.....	.....	.....	.....	.....	.....
20C	Yakima Integrated Plan Implementation Taxable Bond	.....	.....	.....	.....	.....	.....
20F	Invest in Washington	.....	.....	.....	.....	.....	.....
20L	Early Start	.....	.....	.....	.....	.....	.....
244	Habitat Conservation	2,214,685.69	.....	.....	2,214,685.69	.....	2,214,685.69
253	Education Construction	7,082,136.64	3,301.95	.....	7,085,438.59	.....	7,085,438.59
285	Growth Management Planning and Environmental Review	.....	.....	.....	.....	.....	.....
291	Education Savings	.....	.....	.....	.....	.....	.....
355	State Taxable Building Construction	1,227,702.50	(14,682,829.11)	5,172,155.44	(18,627,282.05)	620,967.18	(18,006,314.87)
359	School Constr & Skill Ctrs Bldg	645,417.87	.....	18,294.44	627,123.43	.....	627,123.43
489	Pension Funding Stabilization	.....	.....	.....	.....	.....	.....
548	LEOFF System Plan 2 Expense	150,944.99	57.93	110,613.46	40,389.46	321.03	40,710.49
563	Columbia River Crossing Project	.....	.....	.....	.....	.....	.....
565	Yakima Integrated Plan Implementation Revenue Recovery	.....	.....	.....	.....	.....	.....
828	Tobacco Prevention and Control	1,790,254.11	838.08	.....	1,791,092.19	.....	1,791,092.19
830	Agricultural College Trust Management	639,738.88	(140,001.62)	8,328.26	491,409.00	385.75	491,794.75
<b>TOTAL GENERAL FUND</b>		<b>\$ 1,680,056,597.32</b>	<b>\$ 2,813,592,478.03</b>	<b>\$ 3,429,057,352.71</b>	<b>\$ 1,064,591,722.64</b>	<b>\$ 33,200,994.55</b>	<b>\$ 1,097,792,717.19</b>
<b>SPECIAL REVENUE FUNDS</b>							
002	Hospital Data Collection	\$ 88,070.58	\$ 3,849.05	\$ 3,785.49	\$ 88,134.14	\$ .....	\$ 88,134.14
003	Architects' License	774,921.45	29,271.67	34,046.46	770,146.66	2,236.96	772,383.62
007	Winter Recreational Program	1,248,784.98	2,429.22	47,732.93	1,203,481.27	541.37	1,204,022.64
014	Forest Development	11,933,098.92	(1,281,902.63)	(542,003.81)	11,193,200.10	59,771.93	11,252,972.03
01B	ORV & Non-Highway Vehicle Account	829,892.33	352,062.18	164,747.78	1,017,206.73	2,274.02	1,019,480.75
01M	Snowmobile	2,476,701.41	24,721.28	128,173.96	2,373,248.73	3,046.55	2,376,295.28

# RECEIPTS AND DISBURSEMENTS FOR TREASURY FUNDS

		July 1, 2015		July 2015		July 31, 2015	
		Beginning Book Balance	Plus Receipts	Less Disbursements	Ending Book Balance	Outstanding Warrants	Ending Cash Balance
<b>SPECIAL REVENUE FUNDS (Continued)</b>							
024	Professional Engineers'	\$ 1,615,648.96	\$ 142,282.04	\$ 82,533.99	\$ 1,675,397.01	\$ 4,816.64	\$ 1,680,213.65
026	Real Estate Commission	2,992,926.41	352,702.61	255,511.88	3,090,117.14	10,708.00	3,100,825.14
027	Reclamation	3,219,673.98	41,178.68	268,077.18	2,992,775.48	176,721.96	3,169,497.44
02A	Surveys and Maps	948,964.58	8,209.10	(9,446.46)	966,620.14	8.68	966,628.82
02G	Health Professions	29,540,569.72	4,277,446.64	4,737,505.76	29,080,510.60	47,257.20	29,127,767.80
02H	Business Enterprises Revolving	715,273.73	110,146.51	134,452.52	690,967.72	3,002.11	693,969.83
02J	Certified Public Accountants'	4,785,936.73	59,411.98	120,878.68	4,724,470.03	2,232.62	4,726,702.65
02K	Death Investigations	2,999,555.20	641,424.06	432,440.81	3,208,538.45	1,036.36	3,209,574.81
02M	Essential Rail Assistance	807,224.37	29,683.28	2,483.55	834,424.10	.....	834,424.10
02N	Parkland Acquisition	224,365.01	.....	.....	224,365.01	.....	224,365.01
02R	Aquatic Lands Enhancement	10,839,197.97	(952,310.07)	1,110,816.73	8,776,071.17	56,349.64	8,832,420.81
02W	Timber Tax Distribution	711,586.51	7,544,875.90	216,579.09	8,039,883.32	46,859.91	8,086,743.23
030	Landowner Contingency Forest Fire Suppression	4,270,171.97	(2,013.06)	(21,721.39)	4,289,880.30	.....	4,289,880.30
039	Aeronautics	2,813,407.37	400,603.45	520,418.44	2,693,592.38	98,204.24	2,791,796.62
03B	Asbestos	1,019,598.90	24,819.08	14,416.59	1,030,001.39	137.50	1,030,138.89
03C	Emergency Medical Services and Trauma Care System Trust	5,743,851.08	1,065,632.79	394,299.90	6,415,183.97	23,940.00	6,439,123.97
03F	Enhanced 911	13,639,565.71	987,906.70	3,442,821.24	11,184,651.17	147,106.86	11,331,758.03
03N	Business License	7,001,732.54	1,887,717.30	1,789,899.20	7,099,550.64	56,689.89	7,156,240.53
03P	Fire Service Trust	412,228.97	5.00	7,539.48	404,694.49	35.00	404,729.49
03R	Safe Drinking Water	4,222,030.65	7,873.63	228,713.21	4,001,191.07	310.02	4,001,501.09
041	Resource Management Cost	21,451,773.26	7,857,604.08	12,682,349.57	16,627,027.77	182,763.49	16,809,791.26
042	Charitable, Educational, Penal, and Reformatory Institutions	4,875,710.58	2,152.58	(286,618.68)	5,164,481.84	68,875.28	5,233,357.12
044	Waste Reduction, Recycling, and Litter Control	1,405,585.78	433,277.47	197,776.41	1,641,086.84	8,954.12	1,650,040.96
045	State Vehicle Parking	478,433.80	(244,752.53)	587,094.07	(353,412.80)	37.00	(353,375.80)
048	Marine Fuel Tax Refund	313,801.97	5,444.86	8,014.56	311,232.27	3,968.09	315,200.36
04E	Uniform Commercial Code	1,923,734.07	53,392.00	20,425.15	1,956,700.92	696.66	1,957,397.58
04H	Surface Mining Reclamation	1,207,223.41	(158,104.96)	(124,342.08)	1,173,460.53	.....	1,173,460.53
04M	Recreational Fisheries Enhancement	1,032,946.58	297,347.72	57,836.25	1,272,458.05	389.20	1,272,847.25
04R	Drinking Water Assistance	18,401,221.27	(1,517,136.27)	539,360.16	16,344,724.84	123.50	16,344,848.34
04V	Vehicle License Fraud	97,004.16	6,386.03	14,907.71	88,482.48	.....	88,482.48
04W	Waterworks Operator Certification	1,324,328.81	11,690.22	29,616.76	1,306,402.27	87.00	1,306,489.27
058	Public Works Assistance	(24,942,395.40)	11,543,563.02	5,923,518.27	(19,322,350.65)	613.17	(19,321,737.48)
05H	Disaster Response	16,956,474.63	4,925,199.68	13,243,293.00	8,638,381.31	66,895.45	8,705,276.76
05R	Drinking Water Assistance Administrative	5,279,101.66	12,875.41	9,435.32	5,282,541.75	.....	5,282,541.75
05W	State Drought Preparedness	571,026.17	14,007,114.05	.....	14,578,140.22	.....	14,578,140.22
06A	Salmon Recovery	14,450.65	.....	(5,702.19)	20,152.84	.....	20,152.84
06G	Real Estate Appraiser Commission	454,428.21	61,305.53	85,201.33	430,532.41	11,517.85	442,050.26
06K	Lead Paint	126,967.51	5,150.00	405.46	131,712.05	.....	131,712.05
06L	Business and Professions	3,309,875.26	606,249.03	736,315.06	3,179,809.23	27,559.90	3,207,369.13
06R	Real Estate Research	1,029,688.98	20,877.00	200.00	1,050,365.98	90.00	1,050,455.98

# RECEIPTS AND DISBURSEMENTS FOR TREASURY FUNDS

		July 1, 2015		July 2015		July 31, 2015	
		Beginning Book Balance	Plus Receipts	Less Disbursements	Ending Book Balance	Outstanding Warrants	Ending Cash Balance
<b>SPECIAL REVENUE FUNDS (Continued)</b>							
06T	License Plate Technology	\$ 255,611.57	\$ 173,206.98	\$ 27.03	\$ 428,791.52	\$ 13.88	\$ 428,805.40
071	Warm Water Game Fish	403,730.10	128,177.15	138,679.11	393,228.14	870.58	394,098.72
07C	Vessel Response	223,810.35	.....	.....	223,810.35	.....	223,810.35
07R	Drinking Water Assistance Repayment	35,703,172.92	18,744.93	7,795,240.57	27,926,677.28	.....	27,926,677.28
07W	Domestic Violence Prevention	627,111.03	52,937.94	66,018.74	614,030.23	.....	614,030.23
080	Grade Crossing Protective	236,555.80	177.45	12,250.00	224,483.25	.....	224,483.25
081	State Patrol Highway	45,514,072.29	20,701,498.08	18,488,566.70	47,727,003.67	446,745.26	48,173,748.93
082	Motorcycle Safety Education	1,585,299.21	115,033.01	246,022.34	1,454,309.88	18,265.75	1,472,575.63
084	Building Code Council	113,876.94	57,266.64	34,560.67	136,582.91	2,023.35	138,606.26
086	Fire Service Training	7,666,690.99	122,291.67	544,671.02	7,244,311.64	33,631.67	7,277,943.31
087	Park Land Trust Revolving	1,560,303.59	658,203.37	92,210.02	2,126,296.94	12,468.72	2,138,765.66
08A	Education Legacy Trust	(6,746,146.53)	10,067,228.32	(20,331,026.60)	23,652,108.39	192,527.55	23,844,635.94
08G	Flexible Spending Administrative	2,439,435.38	118,682.75	58,254.87	2,499,863.26	.....	2,499,863.26
08H	Military Department Rental and Lease	1,230,354.74	149,279.76	14,259.91	1,365,374.59	303.50	1,365,678.09
08K	Problem Gambling	333,313.18	36,729.89	117,885.20	252,157.87	670.00	252,827.87
08M	Small City Pavement and Sidewalk	372,695.06	1,090,089.74	73,770.52	1,389,014.28	.....	1,389,014.28
08R	Waste Tire Removal	7,095,293.18	466,807.96	21,502.64	7,540,598.50	.....	7,540,598.50
094	Transportation Infrastructure	5,268,500.78	2,761,073.86	188,693.73	7,840,880.91	.....	7,840,880.91
095	Electrical License	9,550,018.87	2,373,378.82	2,104,001.33	9,819,396.36	14,031.25	9,833,427.61
096	Highway Infrastructure	1,557,958.27	726.34	265,570.92	1,293,113.69	.....	1,293,113.69
097	Recreational Vehicle	2,080,761.44	95,986.32	18.00	2,176,729.76	.....	2,176,729.76
099	Puget Sound Capital Construction	20,770,319.77	9,891,717.51	11,698,683.58	18,963,353.70	25,628.38	18,988,982.08
09E	Freight Mobility Investment	6,484,760.03	3,003,042.81	29,717.11	9,458,085.73	.....	9,458,085.73
09F	High-Occupancy Toll Lanes Operations	2,912,095.01	1,084.15	(43,517.56)	2,956,696.72	.....	2,956,696.72
09H	Transportation Partnership	316,895,105.90	(1,962,213.09)	64,342,757.72	250,590,135.09	249,036.07	250,839,171.16
09M	Aquatic Invasive Species Enforcement	380,884.00	35,832.12	22,042.52	394,673.60	.....	394,673.60
09N	Aquatic Invasive Species Prevention	263,992.30	111,495.35	83,122.76	292,364.89	154.25	292,519.14
09P	City-County Assistance	1,527,493.03	66,403.46	237.14	1,593,659.35	53.69	1,593,713.04
09T	Washington Main Street Trust Fund	55,882.34	1,500.00	.....	57,382.34	.....	57,382.34
102	Rural Arterial Trust	17,653,951.42	1,642,331.62	720,949.28	18,575,333.76	25.85	18,575,359.61
104	State Wildlife	30,246,831.38	6,421,811.26	6,321,142.95	30,347,499.69	170,116.94	30,517,616.63
106	Highway Safety	24,891,691.23	9,248,304.49	9,617,335.31	24,522,660.41	351,895.86	24,874,556.27
107	Liquor Excise Tax	5,099,497.92	93,234.03	2,469,408.66	2,723,323.29	.....	2,723,323.29
108	Motor Vehicle	115,799,130.32	180,732,541.72	134,244,508.51	162,287,163.53	4,245,785.04	166,532,948.57
109	Puget Sound Ferry Operations	43,969,845.34	26,592,658.90	21,193,585.88	49,368,918.36	384,052.80	49,752,971.16
10A	Aquatic Algae Control	298,166.89	68,259.50	4,101.65	362,324.74	.....	362,324.74
10B	Home Security Fund	7,199,520.93	(2,006,683.06)	2,175,938.25	3,016,899.62	2,802.96	3,019,702.58
10G	Water Rights Tracking System	375,645.68	8,555.43	.....	384,201.11	.....	384,201.11
10H	Job Development	.....	.....	.....	.....	.....	.....
110	Special Wildlife	3,390,554.31	17,538.58	70,796.88	3,337,296.01	7,481.63	3,344,777.64

# RECEIPTS AND DISBURSEMENTS FOR TREASURY FUNDS

	July 1, 2015		July 2015		July 31, 2015		
	Beginning Book Balance		Plus Receipts	Less Disbursements	Ending Book Balance	Outstanding Warrants	Ending Cash Balance
<b>SPECIAL REVENUE FUNDS (Continued)</b>							
111 Public Service Revolving	\$ 18,760,687.99		\$ (1,408,419.38)	\$ 1,366,086.93	\$ 15,986,181.68	\$ 43,932.02	\$ 16,030,113.70
113 Common School Construction	46,239,189.36		113,000.78	(1,142,077.74)	47,494,267.88	6,003.00	47,500,270.88
116 Basic Data	38,020.00				38,020.00		38,020.00
119 Unemployment Compensation Administration	1,972.90		10,488,523.42	10,320,245.63	170,250.69	211,785.29	382,035.98
11B Regional Mobility Grant Program	27,002,983.56		10,610.49	1,561,108.82	25,452,485.23	1,010,944.36	26,463,429.59
11E Freight Mobility Multimodal	6,827,762.09		3,003,293.13	815,175.09	9,015,880.13		9,015,880.13
11H Forest and Fish Support	5,501,573.79		428,941.25	1,486,369.38	4,444,145.66	222.73	4,444,368.39
11K Washington Auto Theft Prevention Authority	1,358,998.34		431,131.91	2,135,864.59	(345,734.34)		(345,734.34)
120 Administrative Contingency	28,572,928.91		763,172.42	1,356,537.58	27,979,563.75	40,103.50	28,019,667.25
12C Affordable Housing For All	6,407,996.20		423,742.98	840,239.17	5,991,500.01	22,754.30	6,014,254.31
12M Charitable Organization Education	1,137,014.95		15,330.00	9,865.47	1,142,479.48	1,643.27	1,144,122.75
12T Traumatic Brain Injury	2,191,829.37		123,087.58	215,793.53	2,099,123.42	26,066.39	2,125,189.81
134 Employment Services Administrative	18,620,344.57		4,871,280.99	2,453,945.07	21,037,680.49	11,572.35	21,049,252.84
138 Insurance Commissioner's Regulatory	13,079,048.97		19,839,620.93	2,291,102.22	30,627,567.68	11,595.26	30,639,162.94
144 Transportation Improvement	53,447,509.18		10,380,913.24	9,934,429.44	53,893,992.98	89.00	53,894,081.98
146 Firearms Range	1,034,702.01		21,783.00	2,975.58	1,053,509.43	9.00	1,053,518.43
14A Wildlife Rehabilitation	528,491.25		17,912.44	8,719.33	537,684.36	1,807.60	539,491.96
14G Ballast Water Management	13,000.00		10,000.00		23,000.00		23,000.00
14M Financial Fraud & ID Theft	549,062.43		31,607.85	123,877.03	456,793.25		456,793.25
14R Military Active State Service			305,101.74		305,101.74		305,101.74
14V Ignition Interlock Device	1,541,364.09		11,490.00	380,122.95	1,172,731.14		1,172,731.14
150 Low-Income Weatherization/ Structural Rehabilitation Assistance	2,287,667.20		1,033.35	493,791.03	1,794,909.52		1,794,909.52
153 Rural Mobility Grant Program	2,672,669.09		1,834.40	2,230,277.98	444,225.51	177,356.13	621,581.64
154 New Motor Vehicle Arbitration	1,927,516.55		61,113.21	13,901.60	1,974,728.16		1,974,728.16
158 Aquatic Land Dredged Material Disposal Site	351,692.40		(2,156.92)	(5,034.80)	354,570.28	2,400.00	356,970.28
159 Parks Improvement	1,012,728.01		67,582.24	52,079.85	1,028,230.40	6,893.76	1,035,124.16
15H Cleanup Settlement	75,986,158.94		6,327,897.95	3,215,139.10	79,098,917.79	14,167.95	79,113,085.74
15M Biotoxin	518,031.55		176,308.27	91,012.17	603,327.65	2.00	603,329.65
15P Energy Recovery Act	3,278,563.72		1,528.60		3,280,092.32		3,280,092.32
160 Wood Stove Education and Enforcement	394,660.27		(3,635.68)	10,265.82	380,758.77		380,758.77
162 Farm Labor Contractor	40,348.23		1,805.00		42,153.23		42,153.23
167 Natural Resources Conservation Areas Stewardship	288,313.51		(721.86)	17,500.00	270,091.65		270,091.65
16A Judicial Stabilization Trust	1,668,240.56		385,094.17	263,047.51	1,790,287.22	170.20	1,790,457.42
16J SR 520 Corridor	50,901,152.41		(2,147,549.51)	(1,671,218.21)	50,424,821.11		50,424,821.11
16M Appraisal Management Company	349,728.35		2,810.00	6,916.76	345,621.59	2,400.00	348,021.59
16P Marine Resources Stewardship Trust	2,353,501.79		(5,484.00)	345,799.00	2,002,218.79	17,364.39	2,019,583.18
16W Hospital Safety Net Assessment	130,627,433.37		6,334,900.00	148,326,600.93	(11,364,267.56)	1,029.17	(11,363,238.39)
172 Basic Health Plan Trust	4,566.58		22,706,000.00	(68.00)	22,710,634.58		22,710,634.58
173 State Toxics Control	34,786,142.86		9,423,111.88	16,182,950.88	28,026,303.86	175,879.09	28,202,182.95
174 Local Toxics Control	84,169,918.87		5,071,864.22	6,145,354.31	83,096,428.78	247,888.77	83,344,317.55

# RECEIPTS AND DISBURSEMENTS FOR TREASURY FUNDS

	July 1, 2015		July 2015		July 31, 2015		
	Beginning Book Balance		Plus Receipts	Less Disbursements	Ending Book Balance	Outstanding Warrants	Ending Cash Balance
<b>SPECIAL REVENUE FUNDS (Continued)</b>							
176 Water Quality Permit	\$ 8,593,917.20		\$ (1,056,497.92)	\$ 215,209.75	\$ 7,322,209.53	\$ 3,659.74	\$ 7,325,869.27
17N Complete Streets Grant Program	.....		.....	.....	.....	.....	.....
17P SR520 Civil Penalties	16,648,756.26		7,977.64	(497,890.25)	17,154,624.15	3,876.00	17,158,500.15
17T Health Benefit Exchange	6,854,933.78		1,821,163.26	2,269,803.19	6,406,293.85	.....	6,406,293.85
17W Limousine Carriers	15,996.91		1,836.00	.....	17,832.91	.....	17,832.91
182 Underground Storage Tank	1,032,918.67		84,428.62	3,890.50	1,113,456.79	2,395.00	1,115,851.79
186 County Arterial Preservation	965,858.00		2,788,170.96	2,861,451.53	892,577.43	403.14	892,980.57
18J Capital Vessel Replacement	16,710,992.72		2,066,883.73	.....	18,777,876.45	12.00	18,777,888.45
18L Hydraulic Project Approval	76,814.81		33,450.00	16,469.40	93,795.41	1,350.00	95,145.41
18W Public Transportation Grant Program	.....		.....	.....	.....	.....	.....
199 Biosolids Permit	972,165.75		(50,871.86)	6,378.01	914,915.88	2,490.00	917,405.88
19A Medicaid Fraud Penalty	7,557,320.43		715,953.87	1,080,017.36	7,193,256.94	2,058.61	7,195,315.55
19C Forest Practice Application	668,947.39		(3,745.12)	(56,596.31)	721,798.58	123.28	721,921.86
19G Environmental Legacy Stewardship	43,740,242.63		463,155.02	3,467,850.48	40,735,547.17	615,805.75	41,351,352.92
19T DOL Technology Improvement and Data Management	73,349.34		22,730.95	.....	96,080.29	.....	96,080.29
200 Regional Fisheries Enhancement Salmonid Recovery	253,380.33		(11,145.46)	73,287.31	168,947.56	.....	168,947.56
201 Department of Licensing Services	715,468.68		221,700.70	63.05	937,106.33	31.50	937,137.83
202 Medical Test Site Licensure	740,515.96		10,370.97	130,291.20	620,595.73	9,325.91	629,921.64
203 Passenger Ferry	27.39		.....	.....	27.39	.....	27.39
204 Volunteer Fire Fighters' and Reserve Officers' Administrative	1,883,310.03		2,170.48	29,605.21	1,855,875.30	1,011.50	1,856,886.80
207 Hazardous Waste Assistance	1,909,544.06		676,317.90	98,270.31	2,487,591.65	1,197.44	2,488,789.09
20B Brownfield Redevelopment Trust Fund	.....		.....	.....	.....	.....	.....
20H Connecting Washington	.....		.....	.....	.....	.....	.....
20J Electric Vehicle Charging Infrastructure	.....		.....	.....	.....	.....	.....
20M Puget Sound Taxpayer Accountability	.....		.....	.....	.....	.....	.....
20R Radioactive Mixed Waste	2,920,442.34		(364,730.79)	611,242.26	1,944,469.29	1,318.75	1,945,788.04
215 Special Category C	1,179,782.99		1,048,927.38	.....	2,228,710.37	.....	2,228,710.37
216 Air Pollution Control	1,857,461.78		160,688.97	11,402.05	2,006,748.70	3,249.39	2,009,998.09
217 Oil Spill Prevention	3,250,448.53		2,298,532.77	130,375.08	5,418,606.22	512.17	5,419,118.39
218 Multimodal Transportation	69,616,093.93		14,728,918.37	17,686,400.60	66,658,611.70	1,967,864.37	68,626,476.07
222 Freshwater Aquatic Weeds	777,342.81		109,195.95	5,487.02	881,051.74	21.00	881,072.74
223 State Oil Spill Response	8,899,015.19		(2,216,416.01)	5,892.40	6,676,706.78	.....	6,676,706.78
234 Public Works Administration	10,596,992.88		558,639.55	351,219.59	10,804,412.84	1,134.12	10,805,546.96
235 Youth Tobacco Prevention	844,458.32		55,977.22	51,249.52	849,186.02	4.50	849,190.52
237 Recreation Access Pass	2,457,739.58		(545,661.08)	590.00	1,911,488.50	480.00	1,911,968.50
260 University of Washington Operating Fees	.....		.....	.....	.....	.....	.....
262 Manufactured Home Installation Training	329,370.35		18,290.18	13,264.06	334,396.47	.....	334,396.47
263 Community and Economic Development Fee	2,313,992.13		59,648.75	132,994.27	2,240,646.61	1,000.00	2,241,646.61
267 Recreation Resources	6,734,557.38		553,416.31	235,851.16	7,052,122.53	191.00	7,052,313.53
268 Nonhighway and Off-Road Vehicle Activities (NOVA) Program	4,729,881.15		740,474.18	56,958.07	5,413,397.26	75.00	5,413,472.26



# RECEIPTS AND DISBURSEMENTS FOR TREASURY FUNDS

		July 1, 2015	July 2015		July 31, 2015		
		Beginning Book Balance	Plus Receipts	Less Disbursements	Ending Book Balance	Outstanding Warrants	Ending Cash Balance
<b>SPECIAL REVENUE FUNDS (Continued)</b>							
269	Parks Renewal and Stewardship	\$ 30,857,588.32	\$ 8,860,011.90	\$ 8,058,099.17	\$ 31,659,501.05	\$ 484,267.13	\$ 32,143,768.18
271	Washington State University Operating Fees	.....	.....	.....	.....	.....	.....
275	Central Washington University Operating Fees	.....	.....	.....	.....	.....	.....
277	State Agency Parking	211,312.44	9,698.75	6,379.70	214,631.49	105.00	214,736.49
296	Columbia River Basin Water Supply Rev Recovery	1,493,422.52	238,090.55	.....	1,731,513.07	.....	1,731,513.07
315	Dedicated Marijuana Fund	48,284,160.63	(26,697,055.30)	673,332.59	20,913,772.74	78,039.83	20,991,812.57
319	Public Health Supplemental	1,379,021.80	97,742.01	44,398.85	1,432,364.96	.....	1,432,364.96
404	State Treasurer's Service	6,839,486.47	1,466,818.42	898,975.10	7,407,329.79	931.61	7,408,261.40
408	Coastal Protection	1,034,544.52	25,596.23	22,853.38	1,037,287.37	1,784.94	1,039,072.31
441	Local Government Archives	781,609.48	346,273.72	305,987.24	821,895.96	28,785.00	850,680.96
500	Perpetual Surveillance and Maintenance	45,239,147.15	21,092.15	208.96	45,260,030.34	.....	45,260,030.34
507	Oyster Reserve Land	525,569.71	73,935.59	32,274.77	567,230.53	4,067.88	571,298.41
511	Tacoma Narrows Toll Bridge	14,185,790.51	(2,998,495.83)	(3,189,531.05)	14,376,825.73	2,134.00	14,378,959.73
513	Derelict Vessel Removal	1,036,275.15	260,388.48	41,798.32	1,254,865.31	196.40	1,255,061.71
532	Washington Housing Trust	12,877,977.18	736,782.62	427,603.10	13,187,156.70	932.29	13,188,088.99
535	Alaskan Way Viaduct Replacement Project	.....	.....	.....	.....	.....	.....
549	Election	4,325,446.23	2,247.56	191,402.52	4,136,291.27	.....	4,136,291.27
550	Transportation 2003	51,582,086.52	2,168,908.40	13,289,733.72	40,461,261.20	403.86	40,461,665.06
562	Skilled Nursing Facility Safety Net Trust	4,762,800.66	1,275.25	188,523.66	4,575,552.25	.....	4,575,552.25
564	Water Pollution Control Revolving Administration	641,443.95	658,544.86	.....	1,299,988.81	.....	1,299,988.81
566	Community Forest Trust	26,348.65	12.28	(33.47)	26,394.40	.....	26,394.40
571	Multiuse Roadway Safety	43,465.71	5,134.68	.....	48,600.39	.....	48,600.39
595	I-405 Express Toll Lanes Operations	2,025,087.00	944.17	86,737.96	1,939,293.21	.....	1,939,293.21
600	Department of Retirement Systems Expense	12,876,793.75	(1,479,573.41)	449,313.53	10,947,906.81	3,207.38	10,951,114.19
689	Rural Washington Loan	9,424,081.26	695,776.18	831,160.61	9,288,696.83	.....	9,288,696.83
727	Water Pollution Control Revolving	217,837,095.86	15,248,544.29	551,085.16	232,534,554.99	14,336.46	232,548,891.45
733	Capitol Campus Reserve	(216,368.59)	(1,269,907.58)	20,287.75	(1,506,563.92)	.....	(1,506,563.92)
777	Prostitution Prevention and Intervention	79,799.71	233.08	.....	80,032.79	.....	80,032.79
785	State Educational Trust Fund	5,339,049.20	44,200.63	.....	5,383,249.83	47.66	5,383,297.49
818	Youth Athletic Facility	185,402.10	86.44	.....	185,488.54	.....	185,488.54
825	Tobacco Settlement	.....	.....	.....	.....	.....	.....
874	OASI Revolving	236,571.00	339.75	14,236.23	222,674.52	.....	222,674.52
887	Public Facilities Construction Loan Revolving	20,125,383.20	1,897,834.62	1,208,785.14	20,814,432.68	60.77	20,814,493.45
888	Deferred Compensation Administrative	2,330,071.78	(55,966.89)	759,931.69	1,514,173.20	53.25	1,514,226.45
893	Radiation Perpetual Maintenance	335,875.31	156.59	.....	336,031.90	.....	336,031.90
<b>TOTAL SPECIAL REVENUE FUNDS</b>		<b>\$ 2,235,576,041.45</b>	<b>\$ 450,487,678.84</b>	<b>\$ 573,949,044.15</b>	<b>\$ 2,112,114,676.14</b>	<b>\$ 12,547,466.31</b>	<b>\$ 2,124,662,142.45</b>
<b>DEBT SERVICE FUNDS</b>							
303	Highway Bond Retirement	\$ 240,886,685.18	\$ 60,613,458.34	\$ 139,567,905.01	\$ 161,932,238.51	\$ .....	\$ 161,932,238.51
304	Ferry Bond Retirement	12,591,428.05	1,355,082.09	12,526,175.00	1,420,335.14	.....	1,420,335.14

# RECEIPTS AND DISBURSEMENTS FOR TREASURY FUNDS

		July 1, 2015	July 2015		July 31, 2015		
		Beginning Book Balance	Plus Receipts	Less Disbursements	Ending Book Balance	Outstanding Warrants	Ending Cash Balance
<b>DEBT SERVICE FUNDS (Continued)</b>							
305	Transportation Improvement Board Bond Retirement	\$ 5,584,483.46	\$ 676,987.70	\$ 3,188,300.00	\$ 3,073,171.16	\$ .....	\$ 3,073,171.16
347	Washington State University Bond Retirement	14,871,199.64	(1,221,225.36)	(1,614,766.81)	15,264,741.09	.....	15,264,741.09
348	University of Washington Bond Retirement	5,617,897.23	21,185.31	641,112.94	4,997,969.60	.....	4,997,969.60
380	Debt-Limit General Fund Bond Retirement	10,999.66	.....	10,999.66	.....	.....	.....
381	Debt-Limit Reimbursable Bond Retirement	5.10	423,296.98	423,302.08	.....	.....	.....
382	Nondebt-Limit General Fund Bond Retirement	.....	.....	.....	.....	.....	.....
383	Nondebt-Limit Reimbursable Bond Retirement	200.82	24,059,562.51	24,059,763.33	.....	.....	.....
384	Nondebt-Limit Proprietary Appropriated Bond Retirement	.....	.....	.....	.....	.....	.....
385	Nondebt-Limit Proprietary Nonappropriated Bond Retirement	.....	.....	.....	.....	.....	.....
386	Nondebt-Limit Revenue Bond Retirement	.....	.....	.....	.....	.....	.....
389	Toll Facility Bond Retirement	2,226,885.29	2,168,807.38	.....	4,395,692.67	.....	4,395,692.67
<b>TOTAL DEBT SERVICE FUNDS</b>		<b>\$ 281,789,784.43</b>	<b>\$ 88,097,154.95</b>	<b>\$ 178,802,791.21</b>	<b>\$ 191,084,148.17</b>	<b>\$ .....</b>	<b>\$ 191,084,148.17</b>
<b>CAPITAL PROJECTS FUNDS</b>							
01L	Higher Education Construction	\$ .....	\$ .....	\$ .....	\$ .....	\$ .....	\$ .....
036	Capitol Building Construction	66,541.86	(2,976,450.02)	(181,491.56)	(2,728,416.60)	.....	(2,728,416.60)
056	State Higher Education Construction	2,313.25	1.08	.....	2,314.33	.....	2,314.33
057	State Building Construction	(49,723,542.75)	2,305,333.40	101,939,226.72	(149,357,436.07)	2,008,283.70	(147,349,152.37)
060	Community and Technical College Capital Projects	30,205,304.43	1,254,869.15	11,656,271.78	19,803,901.80	.....	19,803,901.80
061	Eastern Washington University Capital Projects	6,626,561.91	4,993.16	545,848.84	6,085,706.23	.....	6,085,706.23
062	Washington State University Building	2,041,289.07	(670,541.24)	493,158.68	877,589.15	.....	877,589.15
063	Central Washington University Capital Projects	3,128,432.92	1,525.69	(225,008.96)	3,354,967.57	.....	3,354,967.57
064	University of Washington Building	9,981,047.45	23,949.01	6,555,016.80	3,449,979.66	.....	3,449,979.66
065	Western Washington University Capital Projects	2,381,738.90	1,113.10	140,704.41	2,242,147.59	.....	2,242,147.59
066	The Evergreen State College Capital Projects	1,861,143.55	1,090.66	177,315.41	1,684,918.80	.....	1,684,918.80
075	State Social and Health Services Construction	5,371.39	.....	.....	5,371.39	.....	5,371.39
245	Public Safety Reimbursable Bond	4.12	.....	.....	4.12	.....	4.12
246	Community and Technical College Forest Reserve	2,600,878.67	0.57	351,019.45	2,249,859.79	.....	2,249,859.79
289	Thurston County Capital Facilities	2,309,723.68	360,573.84	287,418.53	2,382,878.99	.....	2,382,878.99
357	Gardner-Evans Higher Education Construction	753,678.34	(14,457.56)	679,130.12	60,090.66	.....	60,090.66
364	Military Department Capital	3,587,498.44	254,497.12	202.84	3,841,792.72	.....	3,841,792.72
<b>TOTAL CAPITAL PROJECTS FUNDS</b>		<b>\$ 15,827,985.23</b>	<b>\$ 546,497.96</b>	<b>\$ 122,418,813.06</b>	<b>\$ (106,044,329.87)</b>	<b>\$ 2,008,283.70</b>	<b>\$ (104,036,046.17)</b>
<b>PERMANENT FUNDS</b>							
04B	Natural Resources Real Property Replacement	\$ 7,347,013.78	\$ 308,686.73	\$ .....	\$ 7,655,700.51	\$ .....	\$ 7,655,700.51
601	Agricultural Permanent	54,281.30	708,836.48	510,410.22	252,707.56	.....	252,707.56
603	Millersylvania Park Trust	5,388.29	2.51	.....	5,390.80	.....	5,390.80
604	Normal School Permanent	116,025.53	868,987.54	905,007.46	80,005.61	.....	80,005.61
605	Permanent Common School	87,804.67	683,526.26	658,110.97	113,219.96	.....	113,219.96
606	Scientific Permanent	492,567.41	991,478.99	1,125,511.07	358,535.33	.....	358,535.33

# RECEIPTS AND DISBURSEMENTS FOR TREASURY FUNDS

		July 1, 2015	July 2015			July 31, 2015		
		Beginning Book Balance	Plus Receipts	Less Disbursements	Ending Book Balance	Outstanding Warrants	Ending Cash Balance	
<b>PERMANENT FUNDS (Continued)</b>								
607	State University Permanent	\$ 63,089.63	\$ 116,075.71	\$ 125,217.21	\$ 53,948.13	\$ .....	\$ 53,948.13	
851	Developmental Disabilities Community Trust	374,848.75	172.83	.....	375,021.58	.....	375,021.58	
<b>TOTAL PERMANENT FUNDS</b>		<b>\$ 8,541,019.36</b>	<b>\$ 3,677,767.05</b>	<b>\$ 3,324,256.93</b>	<b>\$ 8,894,529.48</b>	<b>\$ .....</b>	<b>\$ 8,894,529.48</b>	
<b>ENTERPRISE FUNDS</b>								
401	Correctional Industries	\$ 8,907,519.70	\$ 11,883,209.17	\$ 9,337,017.18	\$ 11,453,711.69	\$ 149,369.74	\$ 11,603,081.43	
407	Secretary of State's Revolving	8,573,837.96	626,449.00	512,333.63	8,687,953.33	1,629.52	8,689,582.85	
578	Lottery Administrative	85,981.74	1,399,464.27	1,265,367.37	220,078.64	5,678.50	225,757.14	
608	Accident	4,199,079.19	175,170,133.63	166,339,568.25	13,029,644.57	16,215,878.99	29,245,523.56	
609	Medical Aid	3,903,980.36	149,522,806.59	143,671,412.58	9,755,374.37	3,095,379.46	12,850,753.83	
610	Accident Reserve	1,552,950.50	59,051,700.84	60,213,064.91	391,586.43	643,140.26	1,034,726.69	
881	Supplemental Pension	1,125,608.55	76,831,609.40	74,732,284.36	3,224,933.59	1,746,857.50	4,971,791.09	
883	Second Injury	60,833,336.42	223,258.53	49,734.25	61,006,860.70	5,804.74	61,012,665.44	
<b>TOTAL ENTERPRISE FUNDS</b>		<b>\$ 89,182,294.42</b>	<b>\$ 474,708,631.43</b>	<b>\$ 456,120,782.53</b>	<b>\$ 107,770,143.32</b>	<b>\$ 21,863,738.71</b>	<b>\$ 129,633,882.03</b>	
<b>INTERNAL SERVICE FUNDS</b>								
006	Public Records Efficiency, Preservation & Access	\$ 2,023,040.54	\$ 11,898.25	\$ 209,065.20	\$ 1,825,873.59	\$ 66.00	\$ 1,825,939.59	
405	Legal Services Revolving	17,803,453.03	12,745,694.94	11,606,382.87	18,942,765.10	44,210.18	18,986,975.28	
410	Transportation Equipment	18,866,345.73	1,042,564.81	3,328,153.25	16,580,757.29	9,390.05	16,590,147.34	
415	Personnel Service	2,060,880.54	783,909.70	525,140.75	2,319,649.49	2,290.87	2,321,940.36	
418	State Health Care Authority Administrative	1,666,718.28	2,554,502.50	1,605,677.63	2,615,543.15	6,671.96	2,622,215.11	
455	Higher Education Personnel Service	370,711.22	60,735.68	25,935.99	405,510.91	361.15	405,872.06	
483	Auditing Services Revolving	1,597,451.99	1,036,337.75	611,461.27	2,022,328.47	14,305.55	2,036,634.02	
484	Administrative Hearings Revolving	(93,437.54)	1,715,662.50	1,479,531.80	142,693.16	1,283.90	143,977.06	
<b>TOTAL INTERNAL SERVICE FUNDS</b>		<b>\$ 44,295,163.79</b>	<b>\$ 19,951,306.13</b>	<b>\$ 19,391,348.76</b>	<b>\$ 44,855,121.16</b>	<b>\$ 78,579.66</b>	<b>\$ 44,933,700.82</b>	
<b>PENSION TRUST FUNDS</b>								
614	Volunteer Firefighters' Relief and Pension Principal	\$ 20,540,918.69	\$ 38,725.78	\$ 968,680.88	\$ 19,610,963.59	\$ 61,433.08	\$ 19,672,396.67	
615	State Patrol - Plan 1	852,680.23	5,109,941.73	5,142,628.36	819,993.60	52,811.65	872,805.25	
616	Judges' Retirement	519,947.90	125,506.40	36,573.52	608,880.78	.....	608,880.78	
630	State Patrol - Plan 2	363,419.99	635,234.77	605,078.20	393,576.56	.....	393,576.56	
631	Public Employees' Retirement System Plan 1	9,916,799.43	141,589,541.56	141,382,913.13	10,123,427.86	1,853,910.97	11,977,338.83	
632	Teachers' Retirement System Plan 1	7,626,733.38	107,202,633.86	106,917,887.41	7,911,479.83	10,612,913.72	18,524,393.55	
633	School Employees' Retirement System Combined Plan 2 & 3	3,404,205.71	39,941,662.93	40,124,273.14	3,221,595.50	524,469.23	3,746,064.73	
635	Public Safety Employees Retirement System Plan 2	297,423.04	4,091,276.23	4,138,655.32	250,043.95	51,352.84	301,396.79	
641	Public Employees' Retirement System Combined Plan 2 & 3	8,115,582.31	176,533,790.68	176,177,541.41	8,471,831.58	1,644,627.38	10,116,458.96	
642	Teachers' Retirement System Combined Plan 2 and 3	7,506,604.81	113,491,335.08	114,168,434.43	6,829,505.46	211,821.61	7,041,327.07	
722	Deferred Compensation Principal	2,031,476.66	39,415,405.16	39,822,399.34	1,624,482.48	761.50	1,625,243.98	
729	Judicial Retirement Principal	9,151.93	27,611.70	27,607.42	9,156.21	.....	9,156.21	
819	LEOFFS Plan 1 Retirement	2,943,596.71	30,934,492.15	30,985,411.54	2,892,677.32	669,165.65	3,561,842.97	
829	LEOFFS Plan 2 Retirement	2,417,929.53	44,826,651.85	44,184,274.91	3,060,306.47	257,596.08	3,317,902.55	

# RECEIPTS AND DISBURSEMENTS FOR TREASURY FUNDS

		July 1, 2015	July 2015		July 31, 2015		
		Beginning Book Balance	Plus Receipts	Less Disbursements	Ending Book Balance	Outstanding Warrants	Ending Cash Balance
<b>PENSION TRUST FUNDS (Continued)</b>							
882	Washington Judicial Retirement System	\$ 6,476,605.36	\$ 2,378,296.83	\$ 757,675.15	\$ 8,097,227.04	\$ 4,559.69	\$ 8,101,786.73
<b>TOTAL PENSION TRUST FUNDS</b>		<b>\$ 73,023,075.68</b>	<b>\$ 706,342,106.71</b>	<b>\$ 705,440,034.16</b>	<b>\$ 73,925,148.23</b>	<b>\$ 15,945,423.40</b>	<b>\$ 89,870,571.63</b>
<b>AGENCY FUNDS</b>							
01P	Suspense	\$ 14,585,476.88	\$ 25,036,257.39	\$ 27,154,100.32	\$ 12,467,633.95	\$ 125,851.94	\$ 12,593,485.89
01R	Undistributed Receipts	.....	1,229,697.76	.....	1,229,697.76	.....	1,229,697.76
01T	Local Leasehold Excise Tax	343,060.34	(360,528.68)	(3,535,487.88)	3,518,019.54	.....	3,518,019.54
034	Local Sales and Use Tax	.....	294,501,682.83	294,501,682.83	.....	.....	.....
035	State Payroll Revolving	25,799,391.74	407,669,144.78	427,456,613.50	6,011,923.02	1,415,797.06	7,427,720.08
165	Salary Reduction	2,295,994.16	2,170,577.54	1,873,830.99	2,592,740.71	.....	2,592,740.71
768	Local Real Estate Excise Tax	.....	1,528,353.09	1,528,353.09	.....	.....	.....
795	State Investment Board Commingled Monthly Bond	.....	.....	.....	.....	.....	.....
865	State Investment Board Commingled Trust	.....	15,994.17	15,994.17	.....	.....	.....
877	OASI Contribution	.....	166,128.49	166,128.49	.....	.....	.....
<b>TOTAL AGENCY FUNDS</b>		<b>\$ 43,023,923.12</b>	<b>\$ 731,957,307.37</b>	<b>\$ 749,161,215.51</b>	<b>\$ 25,820,014.98</b>	<b>\$ 1,541,649.00</b>	<b>\$ 27,361,663.98</b>
<b>TOTAL TREASURY FUNDS</b>		<b>\$ 4,471,315,884.80</b>	<b>\$ 5,289,360,928.47</b>	<b>\$ 6,237,665,639.02</b>	<b>\$ 3,523,011,174.25</b>	<b>\$ 87,186,135.33</b>	<b>\$ 3,610,197,309.58</b>

# RECEIPTS AND DISBURSEMENTS FOR TREASURER'S TRUST FUNDS

		July 1, 2015	July 2015		July 31, 2015		
		Beginning Book Balance	Plus Receipts	Less Disbursements	Ending Book Balance	Outstanding Warrants	Ending Cash Balance
<b>GENERAL FUND</b>							
06N	Local Tax Administration	\$ .....	\$ .....	\$ .....	\$ .....	\$ .....	\$ .....
07F	Commercial Fisheries Buyback	.....	.....	.....	.....	.....	.....
08B	Foster Care Endowed Scholarship Trust	15,346.71	7.15	.....	15,353.86	.....	15,353.86
08E	Individual Development Account Program	33,347.58	15.55	4,525.00	28,838.13	.....	28,838.13
08N	State Financial Aid	3,989,257.79	177,018.56	1,361,037.43	2,805,238.92	31,962.24	2,837,201.16
08T	Transportation Innovative Partnership	.....	.....	.....	.....	.....	.....
10L	Health Insurance Partnership	.....	.....	.....	.....	.....	.....
10V	Invasive Species Council	.....	.....	.....	.....	.....	.....
10W	Family and Medical Leave Enforcement	.....	.....	.....	.....	.....	.....
11M	Poet Laureate	115.55	.....	.....	115.55	.....	115.55
11R	Hospital Infection Control Grant	.....	.....	.....	.....	.....	.....
12L	Outdoor Education and Recreation Prog	42,103.42	500,000.00	.....	542,103.42	.....	542,103.42
12P	Geoduck Aquaculture Research	5,186.81	.....	5,187.29	(0.48)	.....	(0.48)
131	Fair	117,249.30	2,000,059.57	12,422.79	2,104,886.08	.....	2,104,886.08
132	State Trade Fair	.....	.....	.....	.....	.....	.....
14F	Family Leave Insurance	391,217.70	182.40	.....	391,400.10	.....	391,400.10
14N	Legislative Oral History	7,370.70	.....	.....	7,370.70	.....	7,370.70
14P	Skeletal Human Remains Assistance	426,469.84	.....	6,837.17	419,632.67	.....	419,632.67
15B	Food Animal Vet Scholarship	.....	.....	.....	.....	.....	.....
15G	Prev/Reduce Owner-Occupied Foreclosure Program	.....	.....	.....	.....	.....	.....
15N	Business Assistance	.....	.....	.....	.....	.....	.....
16F	Washington State Flag	410.96	.....	.....	410.96	.....	410.96
16K	Mortgage Recovery	.....	.....	.....	.....	.....	.....
16R	Multiagency Permitting Team	79,858.85	37.23	472.50	79,423.58	.....	79,423.58
17R	Aerospace Training Student Loan	3,013,229.55	33,939.68	24,057.32	3,023,111.91	6.95	3,023,118.86
18C	Native Education Public-Private Partnership	.....	.....	.....	.....	.....	.....
18F	High School Completion	.....	.....	.....	.....	.....	.....
18G	Opportunity Scholarship Match Transfer	354,000.00	.....	.....	354,000.00	.....	354,000.00
18P	Shelter to Housing Project	.....	.....	.....	.....	.....	.....
18V	Science, Technology, Engineering and Math Education Lighthouse	.....	.....	.....	.....	.....	.....
19J	Universal Communications Services	1,726,088.00	5,000,000.00	.....	6,726,088.00	.....	6,726,088.00
19V	Cancer Research Endowment Match Transfer	.....	5,000,000.00	.....	5,000,000.00	.....	5,000,000.00
290	Savings Incentive	3,906,312.65	.....	.....	3,906,312.65	.....	3,906,312.65
447	Information Technology Investment Revolving	.....	17,000,000.00	.....	17,000,000.00	.....	17,000,000.00
490	Regional Transportation Investment District	.....	.....	.....	.....	.....	.....
514	Agricultural Conservation Easements	.....	.....	.....	.....	.....	.....
534	Washington Graduate Fellowship Trust	489.80	.....	.....	489.80	.....	489.80
551	Washington Youth and Families	124,634.31	.....	.....	124,634.31	.....	124,634.31
552	Conservation Assistance Revolving	487,412.05	5,625.00	.....	493,037.05	.....	493,037.05
646	Higher Ed Retirement Plan Supplemental Benefit	13,849.21	931,162.21	944,009.00	1,002.42	.....	1,002.42



# RECEIPTS AND DISBURSEMENTS FOR TREASURER'S TRUST FUNDS

		July 1, 2015	July 2015		July 31, 2015		
		Beginning Book Balance	Plus Receipts	Less Disbursements	Ending Book Balance	Outstanding Warrants	Ending Cash Balance
<b>GENERAL FUND (Continued)</b>							
653	Washington Distinguished Professorship Trust	\$ .....	\$ .....	\$ .....	\$ .....	\$ .....	\$ .....
743	College Faculty Awards Trust	186.14	.....	.....	186.14	.....	186.14
747	Health Professional Loan Repayment & Scholarship Program	2,930,911.48	(1,196.02)	343,487.40	2,586,228.06	.....	2,586,228.06
748	Higher Education Coord. Board for Innovation and Quality	.....	.....	.....	.....	.....	.....
781	Cross-State Trail	473.10	.....	.....	473.10	.....	473.10
793	Health Insurance Pool	.....	.....	.....	.....	.....	.....
817	Stadium and Exhibition Center Construction	.....	.....	.....	.....	.....	.....
835	Four Year Student Child Care in Higher Education	18,231.02	.....	10,731.25	7,499.77	.....	7,499.77
837	Washington's Promise Scholarship	7.88	0.01	.....	7.89	.....	7.89
<b>TOTAL GENERAL FUND</b>		<u>\$ 17,683,760.40</u>	<u>\$ 30,646,851.34</u>	<u>\$ 2,712,767.15</u>	<u>\$ 45,617,844.59</u>	<u>\$ 31,969.19</u>	<u>\$ 45,649,813.78</u>
<b>SPECIAL REVENUE FUNDS</b>							
01F	Crime Victims' Compensation	\$ 4,211,190.58	\$ 56,935.50	\$ (400,000.00)	\$ 4,668,126.08	\$ .....	\$ 4,668,126.08
025	Pilotage	1,465,368.30	201,049.27	60,071.75	1,606,345.82	1,240.20	1,607,586.02
03K	Industrial Insurance Premium Refund	3,259,657.64	79,994.79	364,708.91	2,974,943.52	33.70	2,974,977.22
04F	Real Estate Education Program	846,046.73	838.06	179,897.69	666,987.10	.....	666,987.10
06H	Oral History, State Library, and Archives	34,190.40	57.00	3,857.24	30,390.16	854.08	31,244.24
06J	Securities Prosecution	674,275.93	(123,100.00)	617.95	550,557.98	238.74	550,796.72
07A	Mortgage Lending Fraud Prosecution	558,181.91	27,939.45	.....	586,121.36	.....	586,121.36
07B	Organ and Tissue Donation Awareness	126,843.22	35,252.32	.....	162,095.54	.....	162,095.54
07E	Contract Harvesting Revolving	2,148,702.29	15,286.53	(328,158.73)	2,492,147.55	.....	2,492,147.55
07J	"Helping Kids Speak"	6,626.66	3,528.01	6,481.99	3,672.68	.....	3,672.68
07K	Special License Plate Applicant Trust	.....	.....	.....	.....	.....	.....
07L	Legislative International Trade	3,857.05	.....	.....	3,857.05	.....	3,857.05
07N	Produce Railcar Pool	90,937.79	42.40	.....	90,980.19	.....	90,980.19
07T	Commemorative Works	3,246.11	1.52	.....	3,247.63	.....	3,247.63
07V	Fish and Wildlife Enforcement Reward	590,827.32	13,673.90	(77,587.84)	682,089.06	11,373.52	693,462.58
08C	Gonzaga University Alumni Association	7,906.38	4,223.33	7,070.01	5,059.70	.....	5,059.70
08F	Lighthouse Environmental Programs	19,058.64	10,157.02	16,025.33	13,190.33	.....	13,190.33
08J	Prescription Drug Consortium	54,129.73	.....	.....	54,129.73	.....	54,129.73
08L	"Ski & Ride Washington"	6,383.22	3,145.33	6,206.66	3,321.89	.....	3,321.89
08P	State Parks Education and Enhancement	496,321.51	9,239.95	14,928.65	490,632.81	.....	490,632.81
08V	Veterans Stewardship	1,074,736.05	52,521.77	40,583.94	1,086,673.88	554.60	1,087,228.48
08W	"Washington's National Park Fund"	28,695.24	14,606.67	26,849.66	16,452.25	.....	16,452.25
098	Eastern Washington Pheasant Enhancement	424,399.65	4,334.34	4,101.32	424,632.67	.....	424,632.67
09A	We Love Our Pets	15,308.90	5,509.00	8,780.33	12,037.57	.....	12,037.57
09B	Boating Safety Education Certification	591,478.58	141,818.29	17,088.48	716,208.39	360.00	716,568.39
09J	Washington Coastal Crab Pot Buoy Tag	113,896.60	.....	.....	113,896.60	.....	113,896.60
09K	Life Sciences Discovery	26,805,097.39	12,706.06	607,359.36	26,210,444.09	18,266.80	26,228,710.89
09L	Nursing Resource Center	152,242.81	48,439.12	140,987.31	59,694.62	30.00	59,724.62

# RECEIPTS AND DISBURSEMENTS FOR TREASURER'S TRUST FUNDS

	July 1, 2015		July 2015		July 31, 2015	
	Beginning Book Balance	Plus Receipts	Less Disbursements	Ending Book Balance	Outstanding Warrants	Ending Cash Balance
<b>SPECIAL REVENUE FUNDS (Continued)</b>						
10F "Share the Road"	\$ 36,435.03	\$ 10,241.01	\$ 19,534.65	\$ 27,141.39	\$ .....	\$ 27,141.39
11A Employment Training Finance	332,543.93	(4,380.00)	.....	328,163.93	.....	328,163.93
11J Electronic Products Recycling	418,900.14	(15,725.30)	1,814.22	401,360.62	450.00	401,810.62
11P Large On-Site Sewage Systems	.....	.....	.....	.....	.....	.....
11V Veteran Estate Management	23,372.06	32,391.43	23,872.77	31,890.72	.....	31,890.72
126 Agricultural Local	16,769,085.86	2,896,031.15	2,011,635.02	17,653,481.99	29,678.16	17,683,160.15
128 Grain Inspection Revolving	5,890,855.93	669,561.09	845,083.57	5,715,333.45	20,751.15	5,736,084.60
12E Assisted Living Facility Management	636,377.77	.....	(4,032.35)	640,410.12	.....	640,410.12
12F Manufactured/Mobile Home Dispute Resol	2,183,139.39	(9,359.72)	25,345.52	2,148,434.15	.....	2,148,434.15
12G Rockfish Research	374,311.21	38,542.00	19,295.31	393,557.90	1.00	393,558.90
12H Uniformed Service Shared Leave Pool	720,838.41	8,536.08	(1,003.85)	730,378.34	.....	730,378.34
12N Get Ready For Math & Science Scholarship	5,811.09	172.68	.....	5,983.77	.....	5,983.77
133 Children's Trust	425,171.10	5,300.90	14,296.74	416,175.26	69.00	416,244.26
14E Washington State Heritage Center	594,995.04	50,519.11	429,015.19	216,498.96	9,662.76	226,161.72
14J Ambulatory Surgical Facility	606,773.00	30,792.52	18,377.94	619,187.58	.....	619,187.58
14W Reduced Cigarette Ignition Propensity	470,422.25	25,453.15	1,322.02	494,553.38	.....	494,553.38
151 Chief Joseph Recreation Development	6.35	.....	.....	6.35	.....	6.35
15A Transitional Housing Oper & Rent	1,207,633.74	3,751,504.00	905,955.17	4,053,182.57	.....	4,053,182.57
15L Annual Property Revaluation Grant	.....	.....	.....	.....	.....	.....
15T Broadband Mapping	7.92	.....	.....	7.92	.....	7.92
15V Funeral and Cemetery	815,043.57	10,366.71	44,848.89	780,561.39	1,487.64	782,049.03
15W Guaranteed Asset Protection Waiver	17,000.00	.....	.....	17,000.00	.....	17,000.00
163 Worker and Community Right to Know	1,571,453.29	250,699.71	643,774.89	1,178,378.11	162,852.22	1,341,230.33
169 Horse Racing Commission Operating	1,233,130.26	239,509.47	393,011.13	1,079,628.60	1,539.93	1,081,168.53
16B Landscape Architects' License	220,158.89	14,537.00	7,784.76	226,911.13	9.98	226,921.11
16E Spec Forest Products Outreach/Education	1,346.52	23.63	.....	1,370.15	.....	1,370.15
16G Universal Vaccine Purchase	9,458,523.40	5,107,833.22	6,845,350.10	7,721,006.52	.....	7,721,006.52
16H Columbia River Salmon/Steelhead Stamp	1,519,258.60	161,997.00	121,177.07	1,560,078.53	220.13	1,560,298.66
16L Accessible Communities	442,131.42	18,294.71	6,817.35	453,608.78	.....	453,608.78
16N Disabled Veterans Assistance	.....	.....	.....	.....	.....	.....
16T Product Stewardship Programs	304,691.80	(5,865.91)	.....	298,825.89	.....	298,825.89
17H WA Global Health Technologies Product Development	2.06	.....	.....	2.06	.....	2.06
17L Foreclosure Fairness	1,630,649.12	316,410.60	523,038.56	1,424,021.16	.....	1,424,021.16
17M Individual-Based/Portable Background Check Clearance	208,628.46	30,047.00	33,687.26	204,988.20	312.00	205,300.20
17V Volunteer Firefighters	8,232.00	2,968.00	5,768.00	5,432.00	.....	5,432.00
180 Local Government Administrative Hearings	144,348.50	4,985.82	.....	149,334.32	.....	149,334.32
189 Clarke-McNary	.....	.....	.....	.....	.....	.....
18A Investing In Innovation	877,763.26	.....	30,339.77	847,423.49	.....	847,423.49
18E Educator Certification Processing	1,681,459.76	38,969.89	114,666.88	1,605,762.77	333.44	1,606,096.21
18M Music Matters Awareness	10,107.99	5,021.32	9,463.99	5,665.32	.....	5,665.32

# RECEIPTS AND DISBURSEMENTS FOR TREASURER'S TRUST FUNDS

	July 1, 2015		July 2015		July 31, 2015		
	Beginning Book Balance		Plus Receipts	Less Disbursements	Ending Book Balance	Outstanding Warrants	Ending Cash Balance
<b>SPECIAL REVENUE FUNDS (Continued)</b>							
18N Damage Prevention	\$ 29,500.00	\$	2,000.00	\$ 1,000.00	\$ 30,500.00	\$ 1,000.00	\$ 31,500.00
18R Seattle Sounders FC	12,880.00		4,507.99	.....	17,387.99	.....	17,387.99
190 Forest Fire Protection Assessment	6,216,973.88		(700,522.49)	600,907.18	4,915,544.21	87,223.94	5,002,768.15
193 State Forest Nursery Revolving	1,222,256.25		(74,307.14)	125,238.76	1,022,710.35	7,237.97	1,029,948.32
195 Energy	0.22		0.05	.....	0.27	.....	0.27
197 Statute Law Committee Publications	814,741.62		3,127.32	23,634.77	794,234.17	50.32	794,284.49
198 Access Road Revolving	6,030,130.01		(436,758.29)	418,839.86	5,174,531.86	12,339.21	5,186,871.07
19B School for the Blind	906,926.16		47,011.26	227,747.55	726,189.87	240.32	726,430.19
19E 4-H Program	787.66		420.00	956.66	251.00	.....	251.00
19F Seattle Seahawks	127,262.23		41,145.98	.....	168,408.21	.....	168,408.21
19H Center for Childhood Deafness and Hearing Loss	164,101.46		30,249.10	750.00	193,600.56	.....	193,600.56
19M Seattle University	4,153.33		476.00	.....	4,629.33	.....	4,629.33
19P Child Rescue	.....		.....	.....	.....	.....	.....
19R Residential Services and Support	.....		.....	.....	.....	.....	.....
19W Wolf-Livestock Conflict	231,683.00		.....	.....	231,683.00	.....	231,683.00
205 Mobile Home Park Relocation	1,212,612.67		44,641.10	5,733.97	1,251,519.80	.....	1,251,519.80
206 Cost of Supervision	723,188.73		111,955.64	24,523.32	810,621.05	1,430.02	812,051.07
209 Regional Fisheries Enhancement Group	1,901,456.44		93,015.50	191,944.18	1,802,527.76	1.69	1,802,529.45
20A State Flower	2,884.00		1,372.00	2,688.00	1,568.00	.....	1,568.00
20D CPA Scholarship Transfer	.....		.....	.....	.....	.....	.....
20E WA Internet Crimes Against Children	.....		.....	.....	.....	.....	.....
20K Licensing & Enforcement System Modernization	.....		.....	.....	.....	.....	.....
210 Fire Protection Contractor License	609,498.94		7,237.98	42,141.05	574,595.87	139.08	574,734.95
213 Veterans' Emblem	17,288.45		609.00	.....	17,897.45	.....	17,897.45
214 Temporary Worker Housing	162,827.48		2,845.80	4,708.23	160,965.05	.....	160,965.05
219 Air Operating Permit	447,495.79		(75,645.24)	1,240.66	370,609.89	9.00	370,618.89
225 Fingerprint Identification	4,249,699.60		845,508.19	939,437.88	4,155,769.91	909.45	4,156,679.36
259 Coastal Crab	97,118.19		120.00	1,003.63	96,234.56	.....	96,234.56
274 Adult Family Home	896,527.08		.....	(6,568.48)	903,095.56	.....	903,095.56
281 Impaired Driving Safety	336,077.02		141,939.00	267,219.50	210,796.52	.....	210,796.52
283 Juvenile Accountability Incentive	284,847.31		113.06	76,826.79	208,133.58	28,453.25	236,586.83
294 Sea Cucumber Dive Fishery	.....		.....	.....	.....	.....	.....
295 Sea Urchin Dive Fishery	3.42		.....	.....	3.42	.....	3.42
297 Pipeline Safety	137,645.19		1,536,992.99	215,452.57	1,459,185.61	6,032.70	1,465,218.31
298 Geologists'	401,867.40		18,175.00	20,509.58	399,532.82	5,182.00	404,714.82
300 Financial Services Regulation	20,491,355.34		4,452,454.78	2,622,822.42	22,320,987.70	51,181.70	22,372,169.40
320 Puget Sound Crab Pot Buoy Tag	29,655.27		.....	.....	29,655.27	.....	29,655.27
328 Crim Justice Training Commis Firing Range Maintenance	30,078.00		.....	.....	30,078.00	.....	30,078.00
416 Surplus and Donated Food Commodities Revolving	5,769,112.18		81,390.85	13,282.87	5,837,220.16	.....	5,837,220.16
424 Anti-Trust Revolving	837,689.07		(11,899.32)	336,052.77	489,736.98	190,467.23	680,204.21

# RECEIPTS AND DISBURSEMENTS FOR TREASURER'S TRUST FUNDS

	July 1, 2015		July 2015		July 31, 2015		
	Beginning Book Balance		Plus Receipts	Less Disbursements	Ending Book Balance	Outstanding Warrants	Ending Cash Balance
<b>SPECIAL REVENUE FUNDS (Continued)</b>							
480 Financial Education Public-Private Partnership	\$ 31,899.82	\$ .....	\$ 2,544.76	\$ 29,355.06	\$ .....	\$ 29,355.06	
485 Horse Racing Owners' Bonus/Breeder Awards	267,644.22	93,387.10	.....	361,031.32	.....	361,031.32	
495 Toll Collection	11,284,640.22	12,085,556.26	8,953,444.64	14,416,751.84	23,993.98	14,440,745.82	
496 Future Teachers Conditional Scholarship	1,880,670.03	140,253.41	8,196.20	2,012,727.24	.....	2,012,727.24	
497 Horse Racing Commission Class C Purse Fund	40,830.53	8,495.10	.....	49,325.63	.....	49,325.63	
498 Washington State Council of Fire Fighters Benevolent	25,683.73	12,523.00	23,102.35	15,104.38	.....	15,104.38	
499 Law Enforcement Memorial	71,454.40	28,856.30	52,880.34	47,430.36	.....	47,430.36	
501 Liquor Revolving	3,346,924.61	41,375,909.27	4,463,834.59	40,258,999.29	115,288.96	40,374,288.25	
503 Tuition Recovery	2,938,047.84	31,301.32	11,628.05	2,957,721.11	.....	2,957,721.11	
515 DNA Data Base	768,826.41	42,222.48	19,294.08	791,754.81	.....	791,754.81	
516 Fruit and Vegetable Inspection	5,475,646.89	2,684,651.45	2,014,349.34	6,145,949.00	111,363.68	6,257,312.68	
536 Federal Food Service Revolving	2,215,207.38	4,436,007.13	4,427,339.56	2,223,874.95	28,783.72	2,252,658.67	
553 Performance Audits of Government	6,408,108.39	1,210,559.50	1,244,264.18	6,374,403.71	24,426.17	6,398,829.88	
561 Community Technical College Innovation	19,383,400.77	(72,350.48)	649,505.35	18,661,544.94	.....	18,661,544.94	
687 Rural Rehabilitation	259,604.64	123.14	.....	259,727.78	.....	259,727.78	
688 Federal Local Rail Service Assistance	77,101.39	44.98	.....	77,146.37	.....	77,146.37	
731 Child Care Facility Revolving	1,027,188.37	12,759.13	756.31	1,039,191.19	.....	1,039,191.19	
732 Nursing Home Civil Penalties	966,674.60	.....	.....	966,674.60	.....	966,674.60	
746 Hanford Area Economic Investment	38,914.07	9,915.75	.....	48,829.82	.....	48,829.82	
749 Governor's Interagency Committee of State Employed Women	38,003.07	.....	(194.58)	38,197.65	.....	38,197.65	
761 Basic Health Plan Subscription	250,744.09	.....	.....	250,744.09	.....	250,744.09	
763 Center for the Improvement of Student Learning	37,629.68	.....	2,029.00	35,600.68	.....	35,600.68	
773 Commission on Higher Ed Prof Student Ex Program	51,200.00	.....	.....	51,200.00	.....	51,200.00	
774 University of Washington License Plate	128,036.91	27,920.69	.....	155,957.60	.....	155,957.60	
776 Washington State University License Plate	54,271.01	57,458.28	54,271.01	57,458.28	.....	57,458.28	
778 Western Washington University License Plate	.....	2,645.99	.....	2,645.99	.....	2,645.99	
779 Eastern Washington University License Plate	25,567.15	3,733.33	.....	29,300.48	.....	29,300.48	
780 School Zone Safety Account	515,368.58	39,954.99	5,152.70	550,170.87	.....	550,170.87	
783 Central Washington University License Plate	1,274.00	1,619.34	.....	2,893.34	.....	2,893.34	
784 Miscellaneous Transportation Programs	21,367,693.27	29,777,690.97	85,855,222.18	(34,709,837.94)	1,703,057.45	(33,006,780.49)	
786 The Evergreen State College License Plate	10,199.38	282.33	.....	10,481.71	.....	10,481.71	
789 Advanced Environmental Mitigation Revolving	118,401.11	6,761.86	.....	125,162.97	.....	125,162.97	
816 Stadium and Exhibition Center	30,923,644.29	6,732,426.17	.....	37,656,070.46	.....	37,656,070.46	
821 Impaired Physician	292,807.11	149,550.00	138,474.00	303,883.11	1,100.00	304,983.11	
823 Livestock Nutrient Management	37,880.39	.....	(200.00)	38,080.39	.....	38,080.39	
833 Developmental Disabilities Endowment Trust	752,278.16	279,810.42	87,897.41	944,191.17	.....	944,191.17	
834 Capitol Furnishings Preservation Committee	66,982.58	170.10	400,000.00	(332,847.32)	.....	(332,847.32)	
878 Federal Forest Revolving	3,183.87	241.12	.....	3,424.99	.....	3,424.99	
880 Advance Right-of-Way Revolving	3,294,143.67	365,454.62	0.37	3,659,597.92	0.06	3,659,597.98	
884 Gambling Revolving	5,554,233.05	710,607.48	1,087,087.50	5,177,753.03	13,485.61	5,191,238.64	

# RECEIPTS AND DISBURSEMENTS FOR TREASURER'S TRUST FUNDS

		July 1, 2015	July 2015			July 31, 2015		
		Beginning Book Balance	Plus Receipts	Less Disbursements	Ending Book Balance	Outstanding Warrants	Ending Cash Balance	
<b>SPECIAL REVENUE FUNDS (Continued)</b>								
885	Plumbing Certificate	\$ 399,902.06	\$ 84,803.74	\$ 63,976.46	\$ 420,729.34	\$ 197.10	\$ 420,926.44	
892	Pressure Systems Safety	1,032,401.53	137,703.52	164,221.17	1,005,883.88	760.02	1,006,643.90	
<b>TOTAL SPECIAL REVENUE FUNDS</b>		<b>\$ 270,514,852.41</b>	<b>\$ 120,950,803.80</b>	<b>\$ 129,677,281.27</b>	<b>\$ 261,788,374.94</b>	<b>\$ 2,674,673.68</b>	<b>\$ 264,463,048.62</b>	
<b>PERMANENT FUNDS</b>								
842	American Indian Scholarship Endowment	\$ 294,787.49	\$ 137.44	\$ .....	\$ 294,924.93	\$ .....	\$ 294,924.93	
852	Foster Care Scholarship Endowment	3,618.54	1.69	\$ .....	3,620.23	\$ .....	3,620.23	
<b>TOTAL PERMANENT FUNDS</b>		<b>\$ 298,406.03</b>	<b>\$ 139.13</b>	<b>\$ .....</b>	<b>\$ 298,545.16</b>	<b>\$ .....</b>	<b>\$ 298,545.16</b>	
<b>ENTERPRISE FUNDS</b>								
413	Municipal Revolving	\$ 5,363,765.95	\$ 2,412,131.07	\$ 2,123,323.71	\$ 5,652,573.31	\$ 58,042.69	\$ 5,710,616.00	
442	Legislative Gift Center	75,854.81	17,335.25	13,172.12	80,017.94	650.00	80,667.94	
445	Self-Insured Emplr Overpymt Reimb	736,100.77	3,891.06	(11,502.26)	751,494.09	\$ .....	751,494.09	
446	Industrial Insurance Rainy Day Fund	\$ .....	\$ .....	\$ .....	\$ .....	\$ .....	\$ .....	
449	Certificates of Participation and Other Financing - Local	152,111.46	8,899,911.92	8,899,911.92	152,111.46	\$ .....	152,111.46	
470	Imaging	231,672.26	20,019.41	44,963.87	206,727.80	\$ .....	206,727.80	
477	Lottery Investment	\$ .....	\$ .....	\$ .....	\$ .....	\$ .....	\$ .....	
543	Judicial Information Systems	15,755,940.14	3,142,750.46	4,317,269.28	14,581,421.32	5,750.75	14,587,172.07	
544	Pollution Liability Insurance Program Trust	18,647,023.25	153,708.00	1,624,273.33	17,176,457.92	\$ .....	17,176,457.92	
545	Heating Oil Pollution Liability Trust	104,161.13	1,750.00	3,456.05	102,455.08	\$ .....	102,455.08	
788	Advanced College Tuition Payment Program	1,795,953.44	34,005,442.62	14,974,951.84	20,826,444.22	2,913,634.67	23,740,078.89	
<b>TOTAL ENTERPRISE FUNDS</b>		<b>\$ 42,862,583.21</b>	<b>\$ 48,656,939.79</b>	<b>\$ 31,989,819.86</b>	<b>\$ 59,529,703.14</b>	<b>\$ 2,978,078.11</b>	<b>\$ 62,507,781.25</b>	
<b>INTERNAL SERVICE FUNDS</b>								
12V	PEBB Medical Benefits Admin	\$ .....	\$ .....	\$ .....	\$ .....	\$ .....	\$ .....	
411	Natural Resources Equipment	3,654,732.50	(428,502.75)	(415,410.51)	3,641,640.26	76,259.29	3,717,899.55	
419	Data Processing Revolving	(11,558,092.77)	15,865,551.17	10,412,299.54	(6,104,841.14)	32,634.33	(6,072,206.81)	
421	Education Technology Revolving	4,197,820.04	3,334.16	1,699,628.72	2,501,525.48	174,080.00	2,675,605.48	
422	General Administration Services	(503,714.82)	17,890,683.22	14,825,431.38	2,561,537.02	312,129.46	2,873,666.48	
436	OFM Labor Relations Service	2,274,453.36	318,494.42	340,366.07	2,252,581.71	\$ .....	2,252,581.71	
438	Uniform Dental Plan Benefits Administration	21,385.75	515,330.00	495,000.00	41,715.75	\$ .....	41,715.75	
439	Uniform Medical Plan Benefits Administration	820,191.26	4,744,784.70	845,359.36	4,719,616.60	\$ .....	4,719,616.60	
444	Fish & Wildlife Equipment	113,238.85	90,196.84	103,335.02	100,100.67	470.05	100,570.72	
453	Minority and Women's Business Enterprises	1,071,254.32	82,588.42	169,277.65	984,565.09	\$ .....	984,565.09	
458	Consolidated Technology Services Revolving	\$ .....	196.04	6,540,125.20	(6,539,929.16)	449,280.55	(6,090,648.61)	
461	Shared Information Technology System Revolving	\$ .....	\$ .....	195,140.92	(195,140.92)	\$ .....	(195,140.92)	
466	Statewide Info Tech System Development Revolving	\$ .....	373,903.76	9,714.74	364,189.02	\$ .....	364,189.02	
471	State Patrol Nonappropriated Airplane Revolving	224,062.73	5,850.60	33,878.63	196,034.70	12,037.83	208,072.53	
472	Statewide Info Tech System Maintenance & Operations Revolving	\$ .....	\$ .....	1,152,982.42	(1,152,982.42)	\$ .....	(1,152,982.42)	
546	Risk Management	1,918,844.51	264,921.95	6,225,701.30	(4,041,934.84)	557.00	(4,041,377.84)	
547	Liability	58,885,361.12	1,762,522.98	11,332,697.11	49,315,186.99	364,557.14	49,679,744.13	

# RECEIPTS AND DISBURSEMENTS FOR TREASURER'S TRUST FUNDS

		July 1, 2015	July 2015		July 31, 2015		
		Beginning Book Balance	Plus Receipts	Less Disbursements	Ending Book Balance	Outstanding Warrants	Ending Cash Balance
<b>INTERNAL SERVICE FUNDS (Continued)</b>							
721	Public Employees' and Retirees' Insurance	\$ 157,107,974.71	\$ 142,993,716.44	\$ 146,741,959.05	\$ 153,359,732.10	\$ 1,549,749.41	\$ 154,909,481.51
730	Public Employees' and Retirees' Insurance Reserve	132,902,273.58	(929,036.08)	.....	131,973,237.50	.....	131,973,237.50
739	Certificates of Participation and Other Financing - State	345,532.02	65,201,877.91	65,221,960.68	325,449.25	.....	325,449.25
<b>TOTAL INTERNAL SERVICE FUNDS</b>		<b>\$ 351,475,317.16</b>	<b>\$ 248,756,413.78</b>	<b>\$ 265,929,447.28</b>	<b>\$ 334,302,283.66</b>	<b>\$ 2,971,755.06</b>	<b>\$ 337,274,038.72</b>
<b>PRIVATE PURPOSE FUNDS</b>							
196	Unclaimed Personal Property	\$ 1,605,496.25	\$ 3,786,988.01	\$ 3,422,278.82	\$ 1,970,205.44	\$ 2,751,210.92	\$ 4,721,416.36
738	Department of Social and Health Services Trust	53,654.52	.....	.....	53,654.52	.....	53,654.52
<b>TOTAL PRIVATE PURPOSE FUNDS</b>		<b>\$ 1,659,150.77</b>	<b>\$ 3,786,988.01</b>	<b>\$ 3,422,278.82</b>	<b>\$ 2,023,859.96</b>	<b>\$ 2,751,210.92</b>	<b>\$ 4,775,070.88</b>
<b>AGENCY FUNDS</b>							
16C	Real Estate/Property Tax Admin Assistance	\$ 68,107.50	\$ 66,205.00	\$ 68,107.50	\$ 66,205.00	\$ .....	\$ 66,205.00
17A	County Enhanced 911 Excise Tax	5,714,094.72	5,814,867.68	5,774,047.51	5,754,914.89	.....	5,754,914.89
525	Washington State Combined Fund Drive	1,036,925.90	291,259.75	958,865.61	369,320.04	140,483.40	509,803.44
660	Natural Resources Deposit	8,340,964.36	21,455,678.90	21,999,650.20	7,796,993.06	58,549.03	7,855,542.09
734	Centennial Document Preservation and Modernization	2,996,244.46	305,428.25	2,996,244.46	305,428.25	.....	305,428.25
737	High Occupancy Vehicle	.....	.....	.....	.....	.....	.....
757	Maritime Historic Restoration and Preservation	17,050.66	2,849.50	17,050.66	2,849.50	.....	2,849.50
797	Local Tourism Promotion	1,152,410.88	1,288,520.19	1,191,261.84	1,249,669.23	.....	1,249,669.23
<b>TOTAL AGENCY FUNDS</b>		<b>\$ 19,325,798.48</b>	<b>\$ 29,224,809.27</b>	<b>\$ 33,005,227.78</b>	<b>\$ 15,545,379.97</b>	<b>\$ 199,032.43</b>	<b>\$ 15,744,412.40</b>
<b>TOTAL TREASURER'S TRUST FUNDS</b>		<b>\$ 703,819,868.46</b>	<b>\$ 482,022,945.12</b>	<b>\$ 466,736,822.16</b>	<b>\$ 719,105,991.42</b>	<b>\$ 11,606,719.39</b>	<b>\$ 730,712,710.81</b>

# INVESTMENT STATEMENT & INVESTMENT INTEREST INCOME AND CAPITAL GAINS

## INVESTMENT STATEMENT

Fund / Account	July 1, 2015	Purchased	Maturities & Sales	Amortization	July 31, 2015
<b>Treasury &amp; Treasurer's Trust</b>					
Investments (trade date basis)	\$ 5,179,023,022.52	\$ 2,269,418,859.21	\$ 3,170,036,972.91	\$ 571,173.86	\$ 4,278,976,082.68
Reverse Repurchase Agreements	.....	.....	.....	.....	.....
Purchased Accrued Interest	827,905.21	324,150.31	556,982.25	.....	595,073.27
<b>Total Treasury &amp; Treasurer's Trust</b>	<b>\$ 5,179,850,927.73</b>	<b>\$ 2,269,743,009.52</b>	<b>\$ 3,170,593,955.16</b>	<b>\$ 571,173.86</b>	<b>\$ 4,279,571,155.95</b>
<b>Local Government Investment Pool</b>					
Investments (trade date basis)	\$ 11,444,239,458.30	\$ 25,829,179,263.52	\$ 27,661,412,603.07	\$ 497,738.83	\$ 9,612,503,857.58
Reverse Repurchase Agreements	.....	.....	.....	.....	.....
Purchased Accrued Interest	36,800.44	.....	19,189.33	.....	17,611.11
<b>Total Local Government Investment Pool</b>	<b>\$ 11,444,276,258.74</b>	<b>\$ 25,829,179,263.52</b>	<b>\$ 27,661,431,792.40</b>	<b>\$ 497,738.83</b>	<b>\$ 9,612,521,468.69</b>
<b>Total All Accounts</b>	<b>\$ 16,624,127,186.47</b>	<b>\$ 28,098,922,273.04</b>	<b>\$ 30,832,025,747.56</b>	<b>\$ 1,068,912.69</b>	<b>\$ 13,892,092,624.64</b>

## INVESTMENT INTEREST INCOME AND CAPITAL GAINS CURRENT MONTH AND FISCAL YEAR TO DATE COMPARISON

Fund / Account	July 2015	July 2014	Fiscal Year 2016	Fiscal Year 2015
<b>Treasury &amp; Treasurer's Trust</b>				
Cash	\$ 2,497,345.72	\$ 1,073,324.21	\$ 2,497,345.72	\$ 1,073,324.21
Custody Bank Fees	(4,615.74)	(4,615.78)	(4,615.74)	(4,615.78)
Other Bank Fees	(9,406.26)	(11,410.90)	(9,406.26)	(11,410.90)
Amortization	571,173.86	(846,345.14)	571,173.86	(846,345.14)
Accrued Interest	675,761.84	1,886,271.63	675,761.84	1,886,271.63
Gains and Losses	179,361.62	298,855.32	179,361.62	298,855.32
<b>Total Treasury &amp; Treasurer's Trust</b>	<b>\$ 3,909,621.04</b>	<b>\$ 2,396,079.34</b>	<b>\$ 3,909,621.04</b>	<b>\$ 2,396,079.34</b>
<b>Local Government Investment Pool</b>				
Cash	\$ 777,555.75	\$ 528,463.02	\$ 777,555.75	\$ 528,463.02
Amortization	497,738.83	465,278.43	497,738.83	465,278.43
Accrued Interest	(109,509.44)	(113,036.83)	(109,509.44)	(113,036.83)
Gains and Losses	107,924.87	66,679.97	107,924.87	66,679.97
<b>Total Local Government Investment Pool</b>	<b>\$ 1,273,710.01</b>	<b>\$ 947,384.59</b>	<b>\$ 1,273,710.01</b>	<b>\$ 947,384.59</b>
<b>Total All Accounts</b>	<b>\$ 5,183,331.05</b>	<b>\$ 3,343,463.93</b>	<b>\$ 5,183,331.05</b>	<b>\$ 3,343,463.93</b>

JAMES L. McINTIRE  
STATE TREASURER  
PO BOX 40200  
OLYMPIA WA 98504-0200

---

