



# Washington State Treasurer's Monthly Report

July 2016



**JAMES L. McINTIRE**  
State Treasurer

In accordance with the Americans with Disabilities Act, this publication will be made available in alternate formats upon request to the Office of the State Treasurer, Legislative Building, 2nd Floor, Olympia, Washington 98504-0200, telephone (360) 902-9000, fax (360) 902-9037 or TTY Users Call: 7-1-1.  
Web Site: <http://tre.wa.gov>.

TABLE OF CONTENTS

|   | <i>Page</i> |
|---|-------------|
| State Treasurer’s Letter .....  | 1           |
| Investment Income Distributions.....  | 2           |
| General Fund .....  | 5           |
| Treasury, Treasurer’s Trust and Local Governments Investment Pool Flow Chart..... | 6           |
| Treasury, Treasurer’s Trust, Treasury and Treasurer’s Trust Charts.....           | 7           |
| General Fund and Local Governments Investment Pool Charts .....                   | 8           |
| Receipts and Disbursements for Treasury Funds .....                               | 9           |
| Receipts and Disbursements for Treasurer’s Trust Funds .....                      | 19          |
| Investment Statement & Investment Interest Income and Capital Gains .....         | 26          |





**JAMES L. McINTIRE,**  
State Treasurer

**State of Washington  
Office of the Treasurer**

Legislative Building  
P.O. Box 40200  
Olympia, Washington 98504-0200

(360) 902-9000 • TTY 7-1-1  
FAX (360) 902-9037  
Home Page <http://tre.wa.gov>

Fellow Washingtonians,

I am pleased to report on the operations of the Office of the State Treasurer for the month of July 2016. At the close of the month, the Treasury & Treasurer's Trust book balance was \$5.8 billion with investment earnings distributed for the month of \$4.7 million.

In the month of July each year, my office reports on the previous fiscal year. During fiscal year 2016, the temporary surplus balances of the 311 treasury funds and 212 trust funds are invested on a daily basis by the State Treasurer and credited to the Treasury Income Account. The State Treasurer distributes the balance of the Treasury Income Account to participating accounts. The amount distributed to each account is based on specific statutory provisions and the ratio of its average daily cash balance to the respective total average daily cash balances of the treasury and treasurer's trust funds.

Total income for fiscal year 2016 of \$41,171,831.52 was distributed to participating treasury funds and \$4,682,717.68 was distributed to participating treasurer's trust funds.

Sincerely,

A handwritten signature in black ink, appearing to read "James L. McIntire".

James L McIntire  
Washington State Treasurer

# INVESTMENT INCOME DISTRIBUTIONS

## Investment Income – Treasury Funds and Accounts

| Fund / Account  | Amount Distributed | Fund / Account  | Amount Distributed |
|---|--------------------|---|--------------------|
| 001 General (See Summary of Distributions on page 3).....           | \$ 8,358,905.10    | 106 Highway Safety.....   | \$. 210,659.47     |
| 01T Local Leasehold Excise Tax .....                                | 15,601.38          | 108 Motor Vehicle.....  | 1,193,696.80       |
| 027 Reclamation.....  | 19,885.49          | 109 Puget Sound Ferry Operations.....                               | 225,111.74         |
| 02M Essential Rail Assistance.....                                  | 4,697.86           | 11B Regional Mobility Grant Program .....                           | 201,438.80         |
| 03L County Criminal Justice Assistance.....                         | 27,600.42          | 11E Freight Mobility Multimodal .....                               | 47,531.35          |
| 03M Municipal Criminal Justice Assistance.....                      | 9,219.47           | 110 Special Wildlife .....  | 24,981.44          |
| 031 State Investment Board Expense.....                             | 21,433.52          | 113 Common School Construction.....                                 | 489,938.50         |
| 036 Capitol Building Construction.....                              | (20,869.13)        | 12T Traumatic Brain Injury .....                                    | 11,541.83          |
| 039 Aeronautics.....  | 15,140.20          | 125 Site Closure.....   | 168,292.13         |
| 04B Natural Resources Real Property Replacement.....                | 34,272.78          | 14B Budget Stabilization.....                                       | 3,210,361.34       |
| 04L Public Health Services.....                                     | .05                | 144 Transportation Improvement.....                                 | 271,703.10         |
| 04R Drinking Water Assistance.....                                  | 160,868.77         | 15H Cleanup Settlement.....   | 393,751.73         |
| 041 Resource Management Cost.....                                   | 128,768.99         | 15P Energy Recovery Act.....  | 27,818.43          |
| 042 Charitable, Educational, Penal, and Reformatory Institutions... | 31,990.84          | 150 Low-Income Weatherization Assistance.....                       | 12,940.81          |
| 05R Drinking Water Assistance Administrative.....                   | 32,988.39          | 153 Rural Mobility Grant Program .....                              | 19,543.15          |
| 056 State Higher Education Construction .....                       | 14.30              | 16J SR 520 Corridor.....  | 384,268.95         |
| 058 Public Works Assistance.....                                    | (283,210.83)       | 16P Marine Resources Stewardship Trust.....                         | 10,974.23          |
| 06G Real Estate Appraiser Commission.....                           | 3,395.96           | 16W Hospital Safety Net Assessment.....                             | 589,876.62         |
| 061 Eastern Washington University Capital Projects.....             | 44,434.32          | 17P SR520 Civil Penalties.....                                      | 92,276.96          |
| 062 Washington State University Building.....                       | 10,232.65          | 186 County Arterial Preservation .....                              | 6,169.92           |
| 063 Central Washington University Capital Projects.....             | 24,284.19          | 18B Columbia River Basin Tax Bond Water Supply Development..        | (20,397.30)        |
| 064 University of Washington Building.....                          | 57,599.66          | 18J Capital Vessel Replacement.....                                 | 53,232.87          |
| 065 Western Washington University Capital Projects .....            | 23,884.71          | 20H Connecting Washington.....                                      | 638,270.12         |
| 066 The Evergreen State College Capital Projects.....               | 14,058.05          | 20J Electric Vehicle Charging Infrastructure .....                  | 1,444.45           |
| 07R Drinking Water Assistance Repayment.....                        | 110,694.98         | 201 Department of Licensing Services .....                          | 6,554.83           |
| 08A Education Legacy Trust .....                                    | 418,954.08         | 204 Volunteer Fire Fighters' & Reserve Officers' Administrative ... | 14,940.19          |
| 08M Small City Pavement and Sidewalk .....                          | 11,223.01          | 215 Special Category C .....  | 31,097.25          |
| 080 Grade Crossing Protective.....                                  | 2,383.34           | 218 Multimodal Transportation .....                                 | 425,568.58         |
| 081 State Patrol Highway.....                                       | 285,001.79         | 253 Education Construction.....                                     | 42,833.01          |
| 082 Motorcycle Safety Education.....                                | 10,877.35          | 296 Columbia River Basin Water Supply Rev Recovery.....             | 12,291.68          |
| 087 Park Land Trust Revolving .....                                 | 12,276.29          | 303 Highway Bond Retirement .....                                   | 744,613.70         |
| 09E Freight Mobility Investment.....                                | 58,342.80          | 304 Ferry Bond Retirement .....                                     | 45,461.28          |
| 09F High-Occupancy Toll Lanes Operations .....                      | 20,286.67          | 305 Transportation Improvement Board Bond Retirement.....           | 22,847.32          |
| 09H Transportation Partnership .....                                | 1,779,896.33       | 319 Public Health Supplemental.....                                 | 10,662.68          |
| 094 Transportation Infrastructure.....                              | 39,424.91          | 347 Washington State University Bond Retirement .....               | 94,516.29          |
| 096 Highway Infrastructure .....                                    | 7,853.09           | 348 University of Washington Bond Retirement.....                   | 48,909.85          |
| 097 Recreational Vehicle.....                                       | 14,589.03          | 389 Toll Facility Bond Retirement.....                              | 47,006.32          |
| 099 Puget Sound Capital Construction.....                           | 83,398.39          | 404 State Treasurer's Service .....                                 | 16,426,460.56      |
| 10P Columbia River Basin Water Supply .....                         | 77,948.92          | 410 Transportation Equipment .....                                  | 120,703.10         |
| 10R Energy Freedom.....   | 8,674.15           | 500 Perpetual Surveillance and Maintenance .....                    | 279,930.96         |
| 102 Rural Arterial Trust.....                                       | 108,433.57         | 507 Oyster Reserve Land.....  | 3,170.15           |
| 104 State Wildlife.....   | 160,631.97         | 511 Tacoma Narrows Toll Bridge .....                                | 120,441.18         |

*(Investment Income continued on page 3)*

# INVESTMENT INCOME DISTRIBUTIONS

(Investment Income continued)

## Investment Income – Treasury Funds and Accounts (Continued)

| Fund / Account  | Amount<br>Distributed   |
|---|-------------------------|
| 548 LEOFF System Plan 2 Expense .....                               | \$ 606.42               |
| 549 Election .....  | 24,152.84               |
| 550 Transportation 2003 .....                                       | 277,706.94              |
| 562 Skilled Nursing Facility Safety Net Trust .....                 | 22,118.27               |
| 564 Water Pollution Control Revolving Administration .....          | 10,826.15               |
| 566 Community Forest Trust .....                                    | 232.75                  |
| 571 Multiuse Roadway Safety .....                                   | 452.32                  |
| 595 I-405 Express Toll Lanes Operations .....                       | 41,666.51               |
| 600 Department of Retirement Systems Expense .....                  | 73,888.20               |
| 603 Millersylvania Park Trust .....                                 | 33.32                   |
| 609 Medical Aid .....   | 47,527.07               |
| 614 Volunteer Firefighters' Relief and Pension Principal .....      | 98,735.05               |
| 615 State Patrol – Plan 1 .....                                     | 2,332.16                |
| 616 Judges' Retirement .....  | 3,784.90                |
| 630 State Patrol - Plan 2 .....                                     | 2,366.73                |
| 631 Public Employees' Retirement System Plan 1 .....                | 23,874.98               |
| 632 Teachers' Retirement System Plan 1 .....                        | 15,300.22               |
| 633 School Employees' Retirement System Combined Plan 2 & 3 .....   | 22,070.44               |
| 635 Public Safety Employees' Retirement System Plan 2 .....         | 2,609.82                |
| 641 Public Employees' Retirement System Combined Plan 2 & 3 .....   | 50,122.49               |
| 642 Teachers' Retirement System Combined Plan 2 and 3 .....         | 42,996.91               |
| 689 Rural Washington Loan .....                                     | 57,148.56               |
| 722 Deferred Compensation Principal .....                           | 9,132.54                |
| 727 Water Pollution Control Revolving .....                         | 1,343,235.46            |
| 729 Judicial Retirement Principal .....                             | 86.06                   |
| 785 State Educational Trust Fund .....                              | 34,507.84               |
| 818 Youth Athletic Facility .....                                   | 1,146.50                |
| 819 LEOFFS Plan 1 Retirement .....                                  | 4,689.06                |
| 825 Tobacco Settlement .....  | 19,708.47               |
| 828 Tobacco Prevention and Control .....                            | 10,694.99               |
| 829 LEOFFS Plan 2 Retirement .....                                  | 11,677.74               |
| 851 Development Disabilities Community Trust .....                  | 2,319.35                |
| 865 State Investment Board Commingled Trust .....                   | 8.39                    |
| 881 Supplemental Pension .....                                      | 18,799.10               |
| 882 Washington Judicial Retirement System .....                     | 47,765.85               |
| 887 Public Facilities Construction Loan Revolving .....             | 126,998.85              |
| 888 Deferred Compensation Administrative .....                      | 8,907.07                |
| 893 Radiation Perpetual Maintenance .....                           | 2,077.02                |
| <b>Total Treasury Investment Income,<br/>Fiscal Year 2016 .....</b> | <b>\$ 41,171,831.52</b> |

## Summary of Distributions Investment Income to General Fund

The Treasurer distributes the amount credited to the Treasury Income Account at the end of each month. The General Fund is credited with its share of the total income

earned from the General Fund balance in addition to all or a portion of the investment income from certain other Treasury accounts.

Following is a summary of the transactions relating to investment income and the General Fund during Fiscal Year 2016.

|   |                        |
|---|------------------------|
| Treasury Investment Income Received on the                        |                        |
| General Fund Balance .....  | \$ 2,347,596.73        |
| Treasury Investment Income from Certain Accounts .....            | 6,011,308.37           |
| <b>Total Treasury Investment Income to the General Fund .....</b> | <b>\$ 8,358,905.10</b> |

## Investment Income – Treasurer's Trust Funds and Accounts

| Fund / Account  | Amount<br>Distributed |
|---|-----------------------|
| 001 General .....   | \$ 1,905,260.55       |
| 025 Pilotage .....  | 9,335.98              |
| 03K Industrial Insurance Premium Refund .....                   | 22,295.36             |
| 07E Contract Harvesting Revolving .....                         | 29,057.50             |
| 07N Produce Railcar Pool .....                                  | 562.36                |
| 07T Commemorative Works .....                                   | 20.10                 |
| 08B Foster Care Endowed Scholarship Trust .....                 | 94.89                 |
| 08E Individual Development Account Program .....                | 124.02                |
| 09K Life Sciences Discovery .....                               | 137,476.56            |
| 126 Agricultural Local .....                                    | 108,191.36            |
| 128 Grain Inspection Revolving .....                            | 40,622.65             |
| 12N Get Ready For Math & Science Scholarship .....              | 12.28                 |
| 131 Fair .....  | 8,595.28              |
| 133 Children's Trust .....                                      | 2,898.07              |
| 14E Washington State Heritage Center .....                      | 2,885.63              |
| 14F Family Leave Insurance .....                                | 2,419.26              |
| 14W Reduced Cigarette Ignition Propensity .....                 | 2,985.20              |
| 16L Accessible Communities .....                                | 2,874.04              |
| 16R Multiagency Permitting Team .....                           | 582.29                |
| 169 Horse Racing Commission Operating .....                     | 7,072.90              |
| 17A County Enhanced 911 Excise Tax .....                        | 43,295.86             |
| 18K 24/7 Sobriety .....   | 51.27                 |
| 19B School for the Blind .....                                  | 6,354.76              |
| 19H Center for Childhood Deafness and Hearing Loss .....        | 1,475.08              |
| 205 Mobile Home Park Relocation .....                           | 8,653.97              |
| 283 Juvenile Accountability Incentive .....                     | 770.99                |
| 485 Horse Racing Commission Washington Bred Owners' Bonus ..... | 1,374.97              |
| 495 Toll Collection .....                                       | 81,646.50             |

(Investment Income continued on page 4)

# INVESTMENT INCOME DISTRIBUTIONS

*(Investment Income continued)*

## Investment Income – Treasurer’s Trust Funds and Accounts *(Continued)*

|   |  |              |                            |
|---|--|--------------|----------------------------|
| 496   | Future Teachers Conditional Scholarship.....               | \$           | 16,402.39                  |
| 497   | Horse Racing Commission Class C Purse Fund.....            |              | 397.52                     |
| 503   | Tuition Recovery.....                                      |              | 18,766.32                  |
| 516   | Fruit and Vegetable Inspection .....                       |              | 44,031.48                  |
| 525   | Washington State Combined Fund Drive .....                 |              | 5,334.15                   |
| 561   | Community Technical College Innovation.....                |              | 95,855.34                  |
| 646   | Higher Education Retirement Plan Supplemental Benefit..... |              | 332.18                     |
| 660   | Natural Resources Deposit .....                            |              | 82,846.64                  |
| 687   | Rural Rehabilitation .....                                 |              | 1,599.52                   |
| 688   | Federal Local Rail Service Assistance .....                |              | 580.10                     |
| 721   | Public Employees’ and Retirees’ Insurance .....            |              | 877,651.01                 |
| 730   | Public Employees’ and Retirees’ Insurance Reserve.....     |              | 872,863.02                 |
| 731   | Child Care Facility Revolving.....                         |              | 6,776.58                   |
| 784   | Miscellaneous Transportation Programs .....                | (186,675.35) |                            |
| 788   | Advanced College Tuition Payment Program .....             |              | 188,057.87                 |
| 789   | Advanced Environment Mitigation Revolving.....             |              | 3,507.72                   |
| 797   | Local Tourism Promotion .....                              |              | 7,232.72                   |
| 816   | Stadium and Exhibition Center .....                        |              | 170,354.69                 |
| 833   | Developmental Disabilities Endowment Trust.....            |              | 3,694.46                   |
| 837   | Washington’s Promise Scholarship.....                      |              | .06                        |
| 842   | American Indian Scholarship Endowment .....                |              | 1,830.83                   |
| 852   | Foster Care Scholarship Endowment .....                    |              | 22.39                      |
| 878   | Federal Forest Revolving .....                             |              | 3,190.08                   |
| 880   | Advance Right-of-Way Revolving.....                        |              | <u>41,076.28</u>           |
| <b>Total Treasurer’s Trust Investment Income,</b> |  |              |                            |
| <b>Fiscal Year 2016 .....</b>                     |  | <b>\$</b>    | <b><u>4,682,717.68</u></b> |



# GENERAL FUND

## GENERAL FUND CURRENT MONTH AND FISCAL YEAR TO DATE COMPARISON (In Millions)

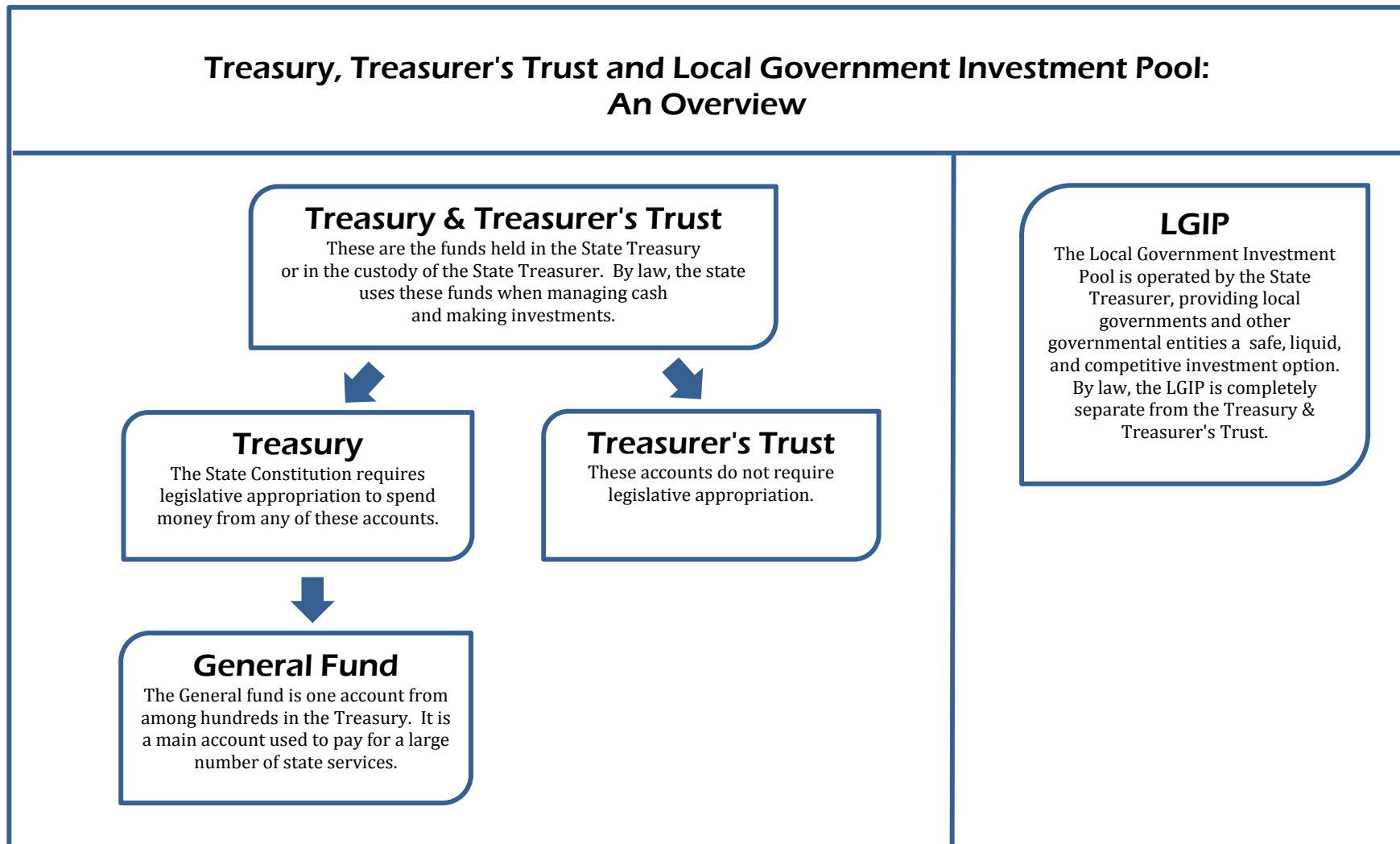
|   | Month of July       |                     | Fiscal Year to Date |                     |
|---|---------------------|---------------------|---------------------|---------------------|
|   | 2016                | 2015                | 2017                | 2016                |
| <b>Beginning Book Balance</b>             | \$ 1,614.932        | \$ 1,001.142        | \$ 1,614.932        | \$ 1,001.142        |
| Cash Revenue                              | 2,304.817           | 1,968.012           | 2,304.817           | 1,968.012           |
| Other Cash Receipts                       | 1,185.423           | 841.835             | 1,185.423           | 841.835             |
| <b>Total Cash Receipts</b>                | <u>\$ 3,490.240</u> | <u>\$ 2,809.847</u> | <u>\$ 3,490.240</u> | <u>\$ 2,809.847</u> |
| <b>Total Cash Disbursements</b>           | <u>\$ 4,207.207</u> | <u>\$ 3,387.203</u> | <u>\$ 4,207.207</u> | <u>\$ 3,387.203</u> |
| <b>Ending Book Balance</b>                | <u>\$ 897.965</u>   | <u>\$ 423.786</u>   | <u>\$ 897.965</u>   | <u>\$ 423.786</u>   |
| <b>Cash Revenue</b>                       |                     |                     |                     |                     |
| Bond Retirement & Interest                | \$ (0.155)          | \$ (0.177)          | \$ (0.155)          | \$ (0.177)          |
| Secretary of State                        | 2.692               | 2.741               | 2.692               | 2.741               |
| <b>Department of Revenue:</b>             |                     |                     |                     |                     |
| Retail Sales Tax                          | 759.375             | 732.703             | 759.375             | 732.703             |
| Business & Occupation Tax                 | 328.558             | 340.886             | 328.558             | 340.886             |
| Compensating Tax                          | 57.869              | 58.508              | 57.869              | 58.508              |
| Cigarette Tax                             | 31.039              | 1.471               | 31.039              | 1.471               |
| Public Utility Tax                        | 31.873              | 31.469              | 31.873              | 31.469              |
| Various Other Revenue                     | 162.327             | 25.152              | 162.327             | 25.152              |
| Insurance Commission                      | 6.008               | 3.065               | 6.008               | 3.065               |
| Liquor and Cannabis Board                 | 3.103               | 0.175               | 3.103               | 0.175               |
| <b>Department of Licensing:</b>           |                     |                     |                     |                     |
| Excise Tax – Other                        | 0.013               | 0.016               | 0.013               | 0.016               |
| Various Other Revenue                     | 2.930               | 3.028               | 2.930               | 3.028               |
| Department of Social & Health Services    | 7.847               | 11.719              | 7.847               | 11.719              |
| Universities & Colleges                   | 0.000               | 0.000               | 0.000               | 0.000               |
| Treasurer's Transfers                     | (50.384)            | (50.600)            | (50.384)            | (50.600)            |
| <b>Counties:</b>                          |                     |                     |                     |                     |
| Property Tax                              | 11.542              | 14.155              | 11.542              | 14.155              |
| Real Estate Excise Tax                    | 104.894             | 94.577              | 104.894             | 94.577              |
| Various Other Revenue                     | 4.567               | 4.976               | 4.567               | 4.976               |
| Federal Grants-In-Aid (All Agencies)      | 840.144             | 622.100             | 840.144             | 622.100             |
| Revenues Distributed to Local Governments | (0.268)             | (0.258)             | (0.268)             | (0.258)             |
| Other Agencies' Cash Revenue              | 0.843               | 72.306              | 0.843               | 72.306              |
| <b>Total Cash Revenue</b>                 | <u>\$ 2,304.817</u> | <u>\$ 1,968.012</u> | <u>\$ 2,304.817</u> | <u>\$ 1,968.012</u> |

Source: Agency Financial Reporting System (AFRS).

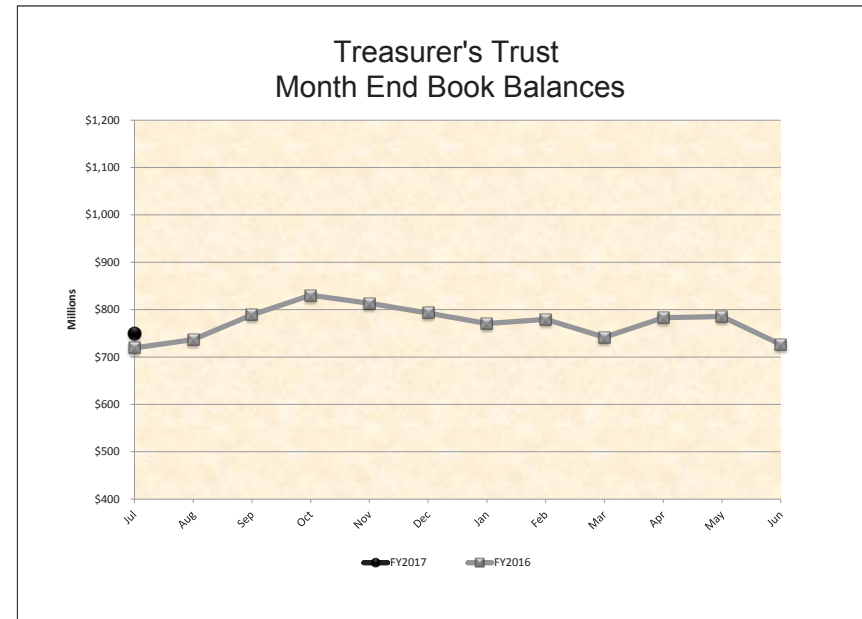
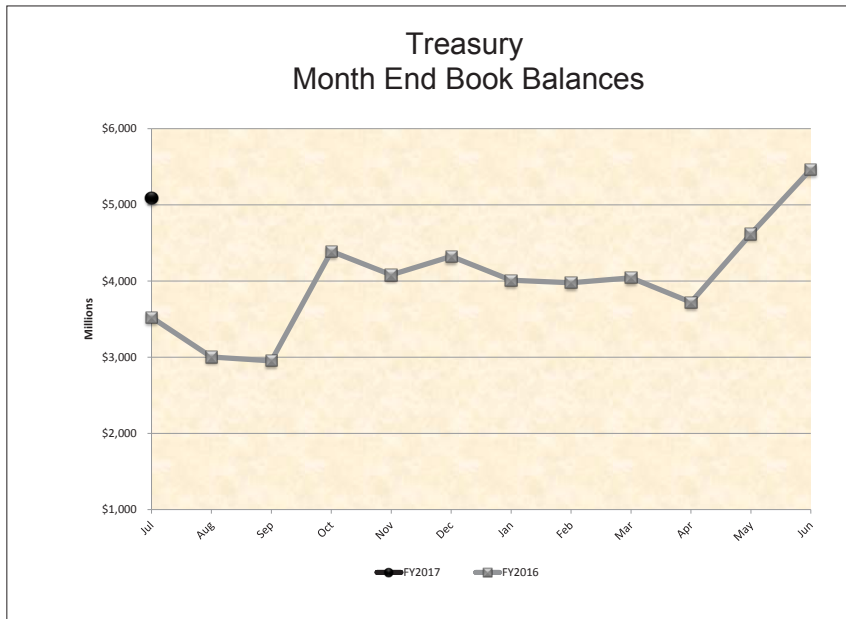
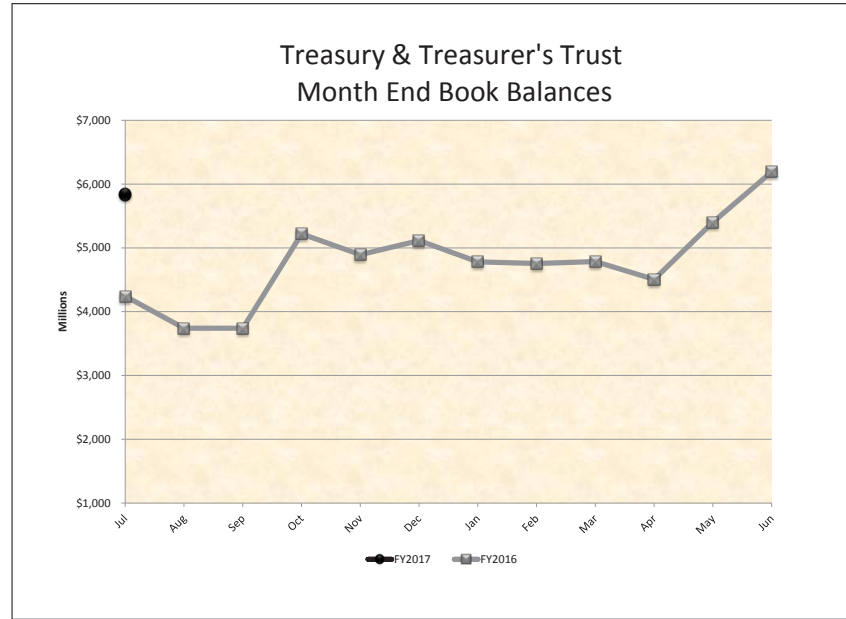
# TREASURY, TREASURER'S TRUST AND LGIP FLOW CHART

The State Treasurer is charged with the cash management of public funds, which includes two categories of state funds and accounts: (1) funds and accounts located in the state treasury, which are subject to legislative appropriation; and (2) Treasurer's trust funds, which are accounts placed in the custody of the State Treasurer, and not typically subject to legislative appropriation. Funds within these accounts are comingled for investment and cash management purposes.

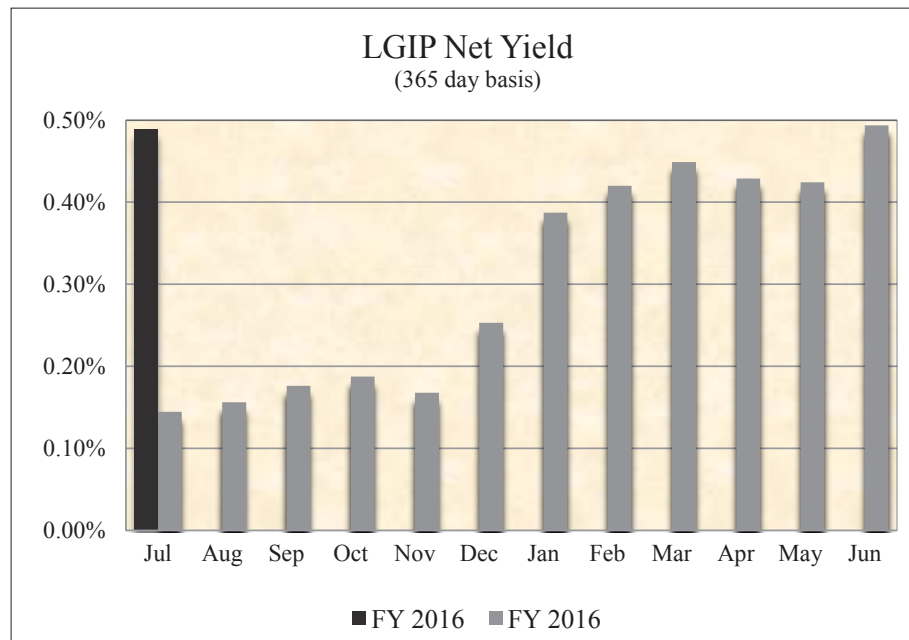
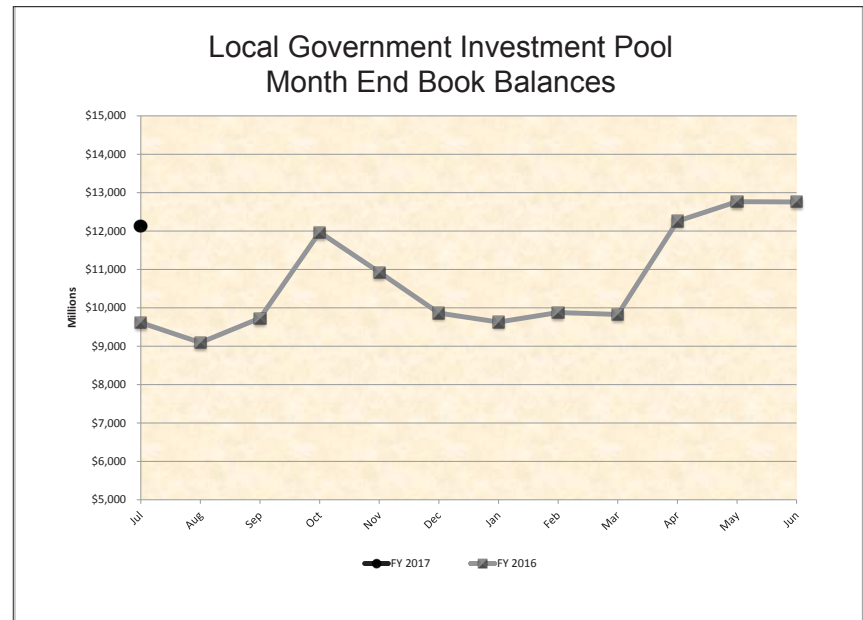
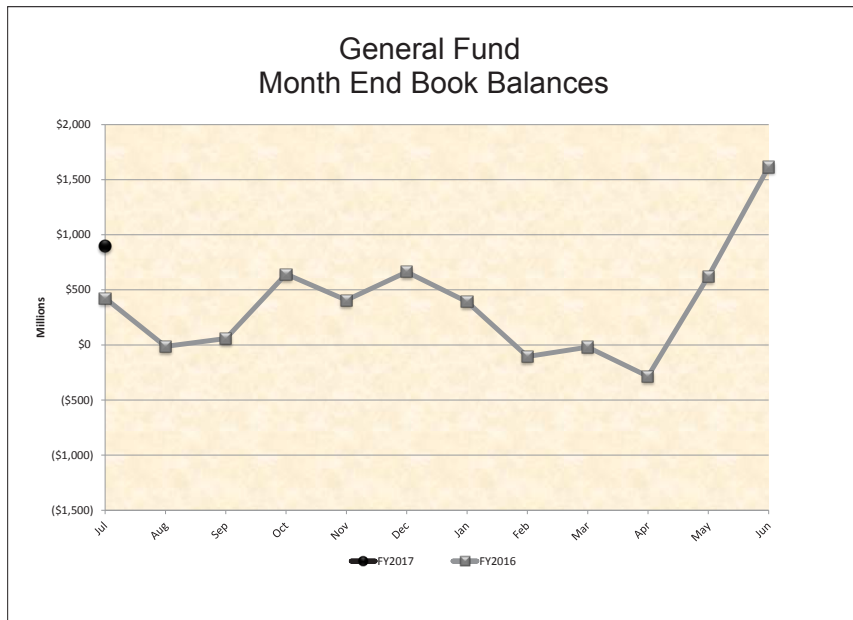
This flow chart describes the structure of the Treasury and Treasurer's Trust Accounts. Month end balances of these accounts are shown on pages 7 and 8.



# TREASURY & TREASURER'S TRUST AND TREASURY AND TREASURER'S TRUST CHART



# GENERAL FUND AND LOCAL GOVERNMENT INVESTMENT POOL CHARTS



# RECEIPTS AND DISBURSEMENTS FOR TREASURY FUNDS

|   | July 1, 2016           |    | July 2016        |                     | July 31, 2016       |                      |                     |
|---|------------------------|----|------------------|---------------------|---------------------|----------------------|---------------------|
|   | Beginning Book Balance |    | Plus Receipts    | Less Disbursements  | Ending Book Balance | Outstanding Warrants | Ending Cash Balance |
| <b>GENERAL FUND</b>   |                        |    |                  |                     |                     |                      |                     |
| 001 General   | \$ 1,614,932,118.75    | \$ | 3,490,240,187.50 | \$ 4,207,207,211.02 | \$ 897,965,095.23   | \$ 33,358,027.99     | \$ 931,323,123.22   |
| 018 Millersylvania Park Current                                   | 5,210.50               |    |                  |                     | 5,210.50            |                      | 5,210.50            |
| 01E Geothermal  | 159.89                 |    |                  |                     | 159.89              |                      | 159.89              |
| 01N Institutional Impact  | 19,144.72              |    |                  |                     | 19,144.72           |                      | 19,144.72           |
| 02P Flood Control Assistance                                      | 596,812.56             |    | 2,000,000.00     | 29,132.68           | 2,567,679.88        | 311.93               | 2,567,991.81        |
| 031 State Investment Board Expense                                | 3,175,615.00           |    | 1,736,344.36     | 1,663,223.71        | 3,248,735.65        | 12,698.68            | 3,261,434.33        |
| 032 State Emergency Water Projects Revolving                      | 221,616.92             |    |                  |                     | 221,616.92          |                      | 221,616.92          |
| 03A Excess Earnings   |                        |    |                  |                     |                     |                      |                     |
| 03L County Criminal Justice Assistance                            | 1,656,459.68           |    | 11,564,673.74    | 11,071,893.99       | 2,149,239.43        | 1,045.15             | 2,150,284.58        |
| 03M Municipal Criminal Justice Assistance                         | 372,687.85             |    | 4,628,734.58     | 4,614,831.40        | 386,591.03          | 8,853.55             | 395,444.58          |
| 04L Public Health Services  | 6.17                   |    | 0.01             |                     | 6.18                |                      | 6.18                |
| 051 State and Local Improvements Revolving                        | 26,744.33              |    |                  |                     | 26,744.33           |                      | 26,744.33           |
| 055 State & Local Improve Revolving (Waste Disp Facilities, 1980) | 2,639.01               |    |                  |                     | 2,639.01            |                      | 2,639.01            |
| 05C Criminal Justice Treatment                                    | 5,394,299.34           |    | 2,518,378.86     | 543,550.72          | 7,369,127.48        | 7,206.88             | 7,376,334.36        |
| 05M Tourism Development and Promotion                             |                        |    |                  |                     |                     |                      |                     |
| 070 Outdoor Recreation  | 577,602.03             |    | 5,929,000.00     | 450,638.15          | 6,055,963.88        |                      | 6,055,963.88        |
| 072 State & Local Improve Revolving (Water Supply Facilities)     | 736,441.31             |    | 2,369.30         | 3,356.75            | 735,453.86          |                      | 735,453.86          |
| 09C Farm and Forest   | 599,935.02             |    | 456,808.39       | 476,544.05          | 580,199.36          |                      | 580,199.36          |
| 09G Riparian Protection   | (248,070.22)           |    |                  | 107,417.11          | (355,487.33)        |                      | (355,487.33)        |
| 09R Economic Development Strategic Reserve                        | 3,645,954.04           |    | (59.25)          | 281,628.46          | 3,364,266.33        |                      | 3,364,266.33        |
| 10K Veterans Innovation Program                                   | 103,740.40             |    |                  |                     | 103,740.40          |                      | 103,740.40          |
| 10P Columbia River Basin Water Supply Development                 | 9,087,395.28           |    | 5,359,425.60     | 627,307.66          | 13,819,513.22       | 105.76               | 13,819,618.98       |
| 10R Energy Freedom  |                        |    | 1,198.04         |                     | 1,198.04            |                      | 1,198.04            |
| 10T Hood Canal Aquatic Rehabilitation Bond                        |                        |    |                  |                     |                     |                      |                     |
| 11F Reinvesting in Youth  | 5.98                   |    |                  |                     | 5.98                |                      | 5.98                |
| 11N Heritage Barn Preservation                                    |                        |    |                  |                     |                     |                      |                     |
| 11W Water Quality Capital   | 34,227.10              |    |                  |                     | 34,227.10           |                      | 34,227.10           |
| 125 Site Closure  | 27,215,536.87          |    | 1,105,490.33     | 75,727.65           | 28,245,299.55       | 62,619.22            | 28,307,918.77       |
| 12B Green Energy Incentive  |                        |    |                  |                     |                     |                      |                     |
| 12J Boating Activities  | 10,000.00              |    |                  |                     | 10,000.00           |                      | 10,000.00           |
| 12K Puget Sound Scientific Research                               |                        |    |                  |                     |                     |                      |                     |
| 12R Independent Youth Housing                                     |                        |    |                  |                     |                     |                      |                     |
| 12W Veterans Conservation Corps                                   |                        |    |                  |                     |                     |                      |                     |
| 14B Budget Stabilization  | 593,323,998.05         |    | (85,929.83)      | (2,296,747.38)      | 595,534,815.60      | 6,484.91             | 595,541,300.51      |
| 14C Puget Sound Recovery  |                        |    |                  |                     |                     |                      |                     |
| 14H Community Preservation & Development Auth                     | 8,750.00               |    |                  |                     | 8,750.00            |                      | 8,750.00            |
| 14L Streamlined Sales & Use Tax Mitigation                        | 2,739,397.11           |    | 23,364,000.00    |                     | 26,103,397.11       |                      | 26,103,397.11       |
| 15C WA Community Tech Opportunity                                 |                        |    |                  |                     |                     |                      |                     |
| 15F Local Public Safety Enhancement                               |                        |    |                  |                     |                     |                      |                     |
| 15J Building Communities  |                        |    |                  |                     |                     |                      |                     |

# RECEIPTS AND DISBURSEMENTS FOR TREASURY FUNDS

|                                 |  | July 1, 2016               | July 2016                  |                            | July 31, 2016              |                         |                            |
|---------------------------------|--|----------------------------|----------------------------|----------------------------|----------------------------|-------------------------|----------------------------|
|                                 |  | Beginning<br>Book Balance  | Plus<br>Receipts           | Less<br>Disbursements      | Ending<br>Book Balance     | Outstanding<br>Warrants | Ending<br>Cash Balance     |
| <b>GENERAL FUND (Continued)</b> |  |                            |                            |                            |                            |                         |                            |
| 15K                             | Columbia River Water Delivery                          | \$ 16,173.66               | \$ 6,560,747.00            | \$ 6,560,747.00            | \$ 16,173.66               | \$ .....                | \$ 16,173.66               |
| 15R                             | Evergreen Job Training                                 | .....                      | .....                      | .....                      | .....                      | .....                   | .....                      |
| 16V                             | Water Rights Processing                                | 108,973.28                 | (43,444.51)                | 18.07                      | 65,510.70                  | .....                   | 65,510.70                  |
| 177                             | Judicial Retirement Administrative                     | .....                      | .....                      | .....                      | .....                      | .....                   | .....                      |
| 17C                             | Opportunity Express Account                            | 62,171.42                  | .....                      | .....                      | 62,171.42                  | .....                   | 62,171.42                  |
| 17E                             | State Efficiency and Restructuring                     | .....                      | .....                      | .....                      | .....                      | .....                   | .....                      |
| 17F                             | Washington Opportunity Pathways                        | 12,340,811.60              | 41,497.27                  | 4,440,292.14               | 7,942,016.73               | .....                   | 7,942,016.73               |
| 17K                             | Basic Health Plan Stabilization                        | .....                      | .....                      | .....                      | .....                      | .....                   | .....                      |
| 18H                             | Opportunity Expansion                                  | 6,000,326.64               | .....                      | 6,000,000.00               | 326.64                     | .....                   | 326.64                     |
| 18T                             | Child and Family Reinvestment                          | 2,303,960.64               | 4,915,000.00               | .....                      | 7,218,960.64               | .....                   | 7,218,960.64               |
| 19K                             | Yakima Integrated Plan Implementation                  | .....                      | .....                      | .....                      | .....                      | .....                   | .....                      |
| 19L                             | Charter Schools Oversight                              | .....                      | .....                      | .....                      | .....                      | .....                   | .....                      |
| 19N                             | Diesel Idle Reduction                                  | .....                      | .....                      | .....                      | .....                      | .....                   | .....                      |
| 20C                             | Yakima Integrated Plan Implementation Taxable Bond     | .....                      | .....                      | .....                      | .....                      | .....                   | .....                      |
| 20F                             | Invest in Washington                                   | .....                      | .....                      | .....                      | .....                      | .....                   | .....                      |
| 20L                             | Early Start  | .....                      | .....                      | .....                      | .....                      | .....                   | .....                      |
| 20S                             | Behavioral Health Innovation                           | .....                      | 6,777,000.00               | .....                      | 6,777,000.00               | .....                   | 6,777,000.00               |
| 21B                             | Chehalis Basin   | .....                      | .....                      | .....                      | .....                      | .....                   | .....                      |
| 21D                             | Dairy Nutrient Infrastructure                          | .....                      | .....                      | .....                      | .....                      | .....                   | .....                      |
| 244                             | Habitat Conservation                                   | 5,783,157.19               | 2,090,000.00               | 1,266,452.07               | 6,606,705.12               | 249.76                  | 6,606,954.88               |
| 253                             | Education Construction                                 | 5,181,238.76               | (98,084.18)                | 816,638.22                 | 4,266,516.36               | .....                   | 4,266,516.36               |
| 285                             | Growth Management Planning and Environmental Review    | .....                      | .....                      | .....                      | .....                      | .....                   | .....                      |
| 291                             | Education Savings                                      | .....                      | .....                      | .....                      | .....                      | .....                   | .....                      |
| 355                             | State Taxable Building Construction                    | (19,193,189.75)            | 86,372,947.10              | 4,545,722.79               | 62,634,034.56              | .....                   | 62,634,034.56              |
| 359                             | School Constr & Skill Ctrs Bldg                        | 571,643.10                 | .....                      | .....                      | 571,643.10                 | .....                   | 571,643.10                 |
| 488                             | Special Personnel Litigation Revolving                 | .....                      | 60,321,000.00              | 60,321,000.00              | .....                      | .....                   | .....                      |
| 489                             | Pension Funding Stabilization                          | .....                      | .....                      | .....                      | .....                      | .....                   | .....                      |
| 548                             | LEOFF System Plan 2 Expense                            | 57,413.21                  | 94,782.84                  | 98,642.25                  | 53,553.80                  | 6,521.94                | 60,075.74                  |
| 563                             | Columbia River Crossing Project                        | .....                      | .....                      | .....                      | .....                      | .....                   | .....                      |
| 565                             | Yakima Integrated Plan Implementation Revenue Recovery | .....                      | 43,744.51                  | .....                      | 43,744.51                  | .....                   | 43,744.51                  |
| 828                             | Tobacco Prevention and Control                         | 1,681,340.13               | 1,417.98                   | 1,224.00                   | 1,681,534.11               | .....                   | 1,681,534.11               |
| 830                             | Agricultural College Trust Management                  | 880,741.35                 | (54,784.98)                | 40,044.52                  | 785,911.85                 | 1,935.14                | 787,846.99                 |
| <b>TOTAL GENERAL FUND</b>       |  | <b>\$ 2,280,033,188.92</b> | <b>\$ 3,715,842,444.66</b> | <b>\$ 4,308,946,497.03</b> | <b>\$ 1,686,929,136.55</b> | <b>\$ 33,466,060.91</b> | <b>\$ 1,720,395,197.46</b> |
| <b>SPECIAL REVENUE FUNDS</b>    |  |                            |                            |                            |                            |                         |                            |
| 002                             | Hospital Data Collection                               | \$ 78,783.45               | \$ .....                   | \$ 4,380.61                | \$ 74,402.84               | \$ .....                | \$ 74,402.84               |
| 003                             | Architects' License                                    | 894,728.38                 | 25,026.42                  | 42,868.22                  | 876,886.58                 | 150.00                  | 877,036.58                 |
| 007                             | Winter Recreational Program                            | 1,575,244.61               | 1,940.00                   | 26,126.45                  | 1,551,058.16               | 446.72                  | 1,551,504.88               |
| 014                             | Forest Development                                     | 9,134,408.15               | (1,020,330.02)             | (842,714.72)               | 8,956,792.85               | 49,689.47               | 9,006,482.32               |
| 01B                             | ORV & Non-Highway Vehicle Account                      | 1,460,068.99               | (117,462.46)               | 213,515.84                 | 1,129,090.69               | 5,046.16                | 1,134,136.85               |

# RECEIPTS AND DISBURSEMENTS FOR TREASURY FUNDS

|  |  | July 1, 2016              | July 2016        |                       | July 31, 2016          |                         |                        |
|--|--|---------------------------|------------------|-----------------------|------------------------|-------------------------|------------------------|
|  |  | Beginning<br>Book Balance | Plus<br>Receipts | Less<br>Disbursements | Ending<br>Book Balance | Outstanding<br>Warrants | Ending<br>Cash Balance |
| <b>SPECIAL REVENUE FUNDS (Continued)</b> |  |                           |                  |                       |                        |                         |                        |
| 01M                                      | Snowmobile   | \$ 3,054,133.89           | \$ 9,512.42      | \$ 62,236.57          | \$ 3,001,409.74        | \$ 150.00               | \$ 3,001,559.74        |
| 024                                      | Professional Engineers'                                      | 2,096,952.71              | 160,933.00       | 161,665.27            | 2,096,220.44           | 1,827.86                | 2,098,048.30           |
| 026                                      | Real Estate Commission                                       | 4,326,610.82              | 361,402.04       | 426,743.21            | 4,261,269.65           | 5,851.24                | 4,267,120.89           |
| 027                                      | Reclamation  | 3,151,500.84              | 105,070.63       | 102,165.09            | 3,154,406.38           | 4,227.48                | 3,158,633.86           |
| 02A                                      | Surveys and Maps   | 1,061,326.85              | 19,354.13        | 12,636.49             | 1,068,044.49           | 191.14                  | 1,068,235.63           |
| 02G                                      | Health Professions   | 21,154,180.70             | 4,256,073.01     | 5,189,223.16          | 20,221,030.55          | 42,697.48               | 20,263,728.03          |
| 02H                                      | Business Enterprises Revolving                               | 583,498.36                | 88,930.84        | 82,588.98             | 589,840.22             | 5,810.77                | 595,650.99             |
| 02J                                      | Certified Public Accountants'                                | 4,072,320.21              | 106,003.79       | 1,754,478.34          | 2,423,845.66           | 3,040.00                | 2,426,885.66           |
| 02K                                      | Death Investigations   | 2,842,396.34              | (1,433,886.48)   | 252,635.12            | 1,155,874.74           | 1,679.04                | 1,157,553.78           |
| 02M                                      | Essential Rail Assistance                                    | 688,299.88                | 8,600.18         | 38,835.70             | 658,064.36             | .....                   | 658,064.36             |
| 02N                                      | Parkland Acquisition   | 34,891.57                 | .....            | .....                 | 34,891.57              | .....                   | 34,891.57              |
| 02R                                      | Aquatic Lands Enhancement                                    | 9,490,306.12              | (878,715.15)     | (88,417.99)           | 8,700,008.96           | 59,804.95               | 8,759,813.91           |
| 02W                                      | Timber Tax Distribution                                      | 305,536.32                | 3,413,149.51     | 236,113.93            | 3,482,571.90           | 8,771.00                | 3,491,342.90           |
| 030                                      | Landowner Contingency Forest Fire Suppression                | 3,989,322.54              | 6,115.91         | 122,950.11            | 3,872,488.34           | 9,155.00                | 3,881,643.34           |
| 039                                      | Aeronautics  | 2,115,803.71              | 564,567.25       | 930,784.98            | 1,749,585.98           | 150,040.23              | 1,899,626.21           |
| 03B                                      | Asbestos   | 1,047,000.85              | 24,945.00        | 101,600.65            | 970,345.20             | 570.33                  | 970,915.53             |
| 03C                                      | Emergency Medical Services and Trauma Care System Trust      | 8,594,807.04              | 1,017,497.91     | 176,142.35            | 9,436,162.60           | 56,501.66               | 9,492,664.26           |
| 03F                                      | Enhanced 911   | 8,171,958.31              | 4,983,036.12     | 2,375,143.33          | 10,779,851.10          | 121,579.83              | 10,901,430.93          |
| 03N                                      | Business License   | 9,139,942.00              | 4,463,565.57     | 4,308,735.22          | 9,294,772.35           | 91,634.43               | 9,386,406.78           |
| 03P                                      | Fire Service Trust   | 430,123.99                | 5.00             | 8,118.01              | 422,010.98             | .....                   | 422,010.98             |
| 03R                                      | Safe Drinking Water  | 3,961,612.32              | 18,230.74        | 168,568.92            | 3,811,274.14           | 350.00                  | 3,811,624.14           |
| 041                                      | Resource Management Cost                                     | 19,214,199.45             | 9,418,644.63     | 10,904,681.75         | 17,728,162.33          | 60,382.12               | 17,788,544.45          |
| 042                                      | Charitable, Educational, Penal, and Reformatory Institutions | 4,038,949.81              | 4,429.19         | (260,397.54)          | 4,303,776.54           | .....                   | 4,303,776.54           |
| 044                                      | Waste Reduction, Recycling, and Litter Control               | 2,672,509.71              | 755,805.36       | 442,546.43            | 2,985,768.64           | 2,750.96                | 2,988,519.60           |
| 045                                      | State Vehicle Parking  | 515,213.02                | (518,942.24)     | 200,130.98            | (203,860.20)           | 66.00                   | (203,794.20)           |
| 048                                      | Marine Fuel Tax Refund                                       | 302,559.97                | 365.68           | 519.72                | 302,405.93             | 589.47                  | 302,995.40             |
| 04E                                      | Uniform Commercial Code                                      | 1,911,204.51              | 71,169.00        | 80,684.90             | 1,901,688.61           | .....                   | 1,901,688.61           |
| 04H                                      | Surface Mining Reclamation                                   | 897,226.49                | (65,346.70)      | 46,226.05             | 785,653.74             | .....                   | 785,653.74             |
| 04M                                      | Recreational Fisheries Enhancement                           | 1,332,533.91              | 219,649.17       | 132,056.16            | 1,420,126.92           | 19.91                   | 1,420,146.83           |
| 04R                                      | Drinking Water Assistance                                    | 17,161,187.87             | 416,315.20       | 7,323,587.28          | 10,253,915.79          | 682,286.28              | 10,936,202.07          |
| 04V                                      | Vehicle License Fraud  | 45,112.23                 | 5,383.86         | 10,500.17             | 39,995.92              | .....                   | 39,995.92              |
| 04W                                      | Waterworks Operator Certification                            | 1,262,180.38              | 20,306.30        | 46,876.36             | 1,235,610.32           | 206.00                  | 1,235,816.32           |
| 058                                      | Public Works Assistance                                      | 33,124,250.42             | 10,156,585.79    | 3,738,916.74          | 39,541,919.47          | 7,205.48                | 39,549,124.95          |
| 05H                                      | Disaster Response  | 3,599,433.38              | (4,729,666.58)   | 11,655,670.02         | (12,785,903.22)        | 4,078,651.85            | (8,707,251.37)         |
| 05R                                      | Drinking Water Assistance Administrative                     | 5,264,125.95              | 150,273.66       | 59,643.84             | 5,354,755.77           | .....                   | 5,354,755.77           |
| 05W                                      | State Drought Preparedness                                   | 3,695,289.70              | 7,672.27         | 312,305.59            | 3,390,656.38           | .....                   | 3,390,656.38           |
| 06A                                      | Salmon Recovery  | 23,102.84                 | .....            | .....                 | 23,102.84              | .....                   | 23,102.84              |
| 06G                                      | Real Estate Appraiser Commission                             | 523,052.64                | 49,913.73        | 69,338.17             | 503,628.20             | 200.01                  | 503,828.21             |
| 06K                                      | Lead Paint   | 118,310.77                | 3,550.00         | (30,284.25)           | 152,145.02             | .....                   | 152,145.02             |
| 06L                                      | Business and Professions                                     | 6,083,501.09              | 645,746.54       | 443,714.48            | 6,285,533.15           | 17,142.15               | 6,302,675.30           |

# RECEIPTS AND DISBURSEMENTS FOR TREASURY FUNDS

|  |                                      | July 1, 2016              | July 2016        |                       | July 31, 2016          |                         |                        |
|--|--------------------------------------|---------------------------|------------------|-----------------------|------------------------|-------------------------|------------------------|
|  |                                      | Beginning<br>Book Balance | Plus<br>Receipts | Less<br>Disbursements | Ending<br>Book Balance | Outstanding<br>Warrants | Ending<br>Cash Balance |
| <b>SPECIAL REVENUE FUNDS (Continued)</b> |                                      |                           |                  |                       |                        |                         |                        |
| 06R                                      | Real Estate Research                 | \$ 1,115,828.40           | \$ 15,670.00     | \$ 51,280.00          | \$ 1,080,218.40        | \$ 50.00                | \$ 1,080,268.40        |
| 06T                                      | License Plate Technology             | 710,712.73                | 150,904.97       | 28.47                 | 861,589.23             | 22.09                   | 861,611.32             |
| 071                                      | Warm Water Game Fish                 | 423,756.13                | 138,726.32       | 145,885.41            | 416,597.04             | 359.86                  | 416,956.90             |
| 07C                                      | Vessel Response                      | .....                     | 25.00            | .....                 | 25.00                  | .....                   | 25.00                  |
| 07W                                      | Domestic Violence Prevention         | 1,392,861.45              | 74,170.63        | 46,745.90             | 1,420,286.18           | 794.24                  | 1,421,080.42           |
| 080                                      | Grade Crossing Protective            | 415,387.36                | 348.63           | .....                 | 415,735.99             | .....                   | 415,735.99             |
| 081                                      | State Patrol Highway                 | 42,168,001.68             | 19,065,927.01    | 16,898,176.58         | 44,335,752.11          | 156,158.94              | 44,491,911.05          |
| 082                                      | Motorcycle Safety Education          | 1,930,177.24              | 207,818.19       | 236,533.78            | 1,901,461.65           | 14,754.46               | 1,916,216.11           |
| 084                                      | Building Code Council                | 81,768.15                 | 68,729.85        | 41,573.58             | 108,924.42             | 855.60                  | 109,780.02             |
| 086                                      | Fire Service Training                | 7,637,488.56              | 93,591.88        | 386,720.28            | 7,344,360.16           | 5,910.13                | 7,350,270.29           |
| 087                                      | Park Land Trust Revolving            | 2,030,608.92              | 190,268.67       | 224,536.11            | 1,996,341.48           | 2,659.00                | 1,999,000.48           |
| 08A                                      | Education Legacy Trust               | (31,119,203.25)           | 13,820,318.16    | (64,911,013.71)       | 47,612,128.62          | 190,877.46              | 47,803,006.08          |
| 08G                                      | Flexible Spending Administrative     | 2,514,855.95              | 85,056.02        | 60,392.79             | 2,539,519.18           | .....                   | 2,539,519.18           |
| 08H                                      | Military Department Rental and Lease | 1,550,567.32              | 22,467.83        | 16,827.89             | 1,556,207.26           | 578.10                  | 1,556,785.36           |
| 08K                                      | Problem Gambling                     | 410,026.08                | 51,009.32        | 24,527.00             | 436,508.40             | .....                   | 436,508.40             |
| 08M                                      | Small City Pavement and Sidewalk     | 2,163,994.64              | 1,081,439.31     | 180,258.22            | 3,065,175.73           | .....                   | 3,065,175.73           |
| 08R                                      | Waste Tire Removal                   | 4,113,290.45              | 325,620.90       | 30,562.66             | 4,408,348.69           | .....                   | 4,408,348.69           |
| 094                                      | Transportation Infrastructure        | 4,700,046.10              | 2,715,063.89     | 375,741.67            | 7,039,368.32           | .....                   | 7,039,368.32           |
| 095                                      | Electrical License                   | 10,473,285.75             | 1,956,807.33     | 2,252,578.80          | 10,177,514.28          | 15,026.87               | 10,192,541.15          |
| 096                                      | Highway Infrastructure               | 1,205,002.53              | 1,016.70         | 55,939.37             | 1,150,079.86           | .....                   | 1,150,079.86           |
| 097                                      | Recreational Vehicle                 | 2,545,793.38              | 86,683.53        | 32,043.77             | 2,600,433.14           | 28.00                   | 2,600,461.14           |
| 099                                      | Puget Sound Capital Construction     | 12,215,629.24             | 9,722,774.10     | 8,742,008.68          | 13,196,394.66          | 165,728.04              | 13,362,122.70          |
| 09E                                      | Freight Mobility Investment          | 9,869,131.70              | 3,008,088.11     | .....                 | 12,877,219.81          | .....                   | 12,877,219.81          |
| 09F                                      | High-Occupancy Toll Lanes Operations | 3,315,368.61              | 2,102.72         | 117,554.20            | 3,199,917.13           | 518.10                  | 3,200,435.23           |
| 09H                                      | Transportation Partnership           | 305,324,473.39            | (4,281,025.50)   | 53,522,845.64         | 247,520,602.25         | 3,122,225.43            | 250,642,827.68         |
| 09M                                      | Aquatic Invasive Species Enforcement | 412,798.01                | 30,974.97        | 22,402.27             | 421,370.71             | 192.02                  | 421,562.73             |
| 09N                                      | Aquatic Invasive Species Prevention  | 282,279.84                | 92,924.91        | 32,497.80             | 342,706.95             | 608.69                  | 343,315.64             |
| 09P                                      | City-County Assistance               | 1,604,990.55              | 12,104.74        | 117.33                | 1,616,977.96           | 43.32                   | 1,617,021.28           |
| 09T                                      | Washington Main Street Trust Fund    | 57,194.34                 | .....            | .....                 | 57,194.34              | .....                   | 57,194.34              |
| 102                                      | Rural Arterial Trust                 | 19,685,942.38             | 1,585,971.03     | 240,412.80            | 21,031,500.61          | .....                   | 21,031,500.61          |
| 104                                      | State Wildlife                       | 30,414,418.92             | 4,878,831.00     | 4,881,684.40          | 30,411,565.52          | 219,795.83              | 30,631,361.35          |
| 106                                      | Highway Safety                       | 43,131,044.18             | 9,070,040.37     | 13,049,595.40         | 39,151,489.15          | 473,487.17              | 39,624,976.32          |
| 107                                      | Liquor Excise Tax                    | 8,280,191.97              | 561,421.59       | 5,967,896.98          | 2,873,716.58           | .....                   | 2,873,716.58           |
| 108                                      | Motor Vehicle                        | 204,161,726.82            | 164,099,277.38   | 146,720,465.26        | 221,540,538.94         | 2,892,606.55            | 224,433,145.49         |
| 109                                      | Puget Sound Ferry Operations         | 29,450,889.78             | 26,716,279.54    | 21,669,452.89         | 34,497,716.43          | 436,322.87              | 34,934,039.30          |
| 10A                                      | Aquatic Algae Control                | 361,463.17                | 61,949.94        | 1,332.47              | 422,080.64             | .....                   | 422,080.64             |
| 10B                                      | Home Security Fund                   | 8,271,603.26              | 1,887,219.25     | 926,092.95            | 9,232,729.56           | .....                   | 9,232,729.56           |
| 10G                                      | Water Rights Tracking System         | 454,977.24                | 3,728.22         | .....                 | 458,705.46             | .....                   | 458,705.46             |
| 110                                      | Special Wildlife                     | 5,068,393.65              | 101,295.05       | 125,800.61            | 5,043,888.09           | 4,259.98                | 5,048,148.07           |
| 111                                      | Public Service Revolving             | 20,241,290.68             | 231,148.35       | 1,635,199.02          | 18,837,240.01          | 84,591.23               | 18,921,831.24          |



# RECEIPTS AND DISBURSEMENTS FOR TREASURY FUNDS

|   | July 1, 2016           |  | July 2016        |                    | July 31, 2016       |                      |                     |
|---|------------------------|--|------------------|--------------------|---------------------|----------------------|---------------------|
|   | Beginning Book Balance |  | Plus Receipts    | Less Disbursements | Ending Book Balance | Outstanding Warrants | Ending Cash Balance |
| <b>SPECIAL REVENUE FUNDS (Continued)</b>                            |                        |  |                  |                    |                     |                      |                     |
| 113 Common School Construction                                      | \$ 104,032,603.95      |  | \$ 89,914.39     | \$ (3,716,644.72)  | \$ 107,839,163.06   | \$ 112.54            | \$ 107,839,275.60   |
| 116 Basic Data  | 46,460.00              |  | 39,160.00        | .....              | 85,620.00           | .....                | 85,620.00           |
| 119 Unemployment Compensation Administration                        | 371,137.35             |  | 16,691,317.54    | 17,814,039.49      | (751,584.60)        | 4,727,032.91         | 3,975,448.31        |
| 11B Regional Mobility Grant Program                                 | 41,268,150.88          |  | 29,184.72        | 4,315,868.06       | 36,981,467.54       | 1,604,599.37         | 38,586,066.91       |
| 11E Freight Mobility Multimodal                                     | 7,266,242.93           |  | 3,006,016.31     | 66,658.49          | 10,205,600.75       | 113.00               | 10,205,713.75       |
| 11H Forest and Fish Support   | 6,515,385.98           |  | 407,636.72       | 743,192.91         | 6,179,829.79        | 89,623.88            | 6,269,453.67        |
| 11K Washington Auto Theft Prevention Authority                      | (547,596.65)           |  | 1,051,178.84     | 214,139.67         | 289,442.52          | 562.18               | 290,004.70          |
| 120 Administrative Contingency                                      | 13,920,346.91          |  | 629,189.39       | 817,180.07         | 13,732,356.23       | 2,455.27             | 13,734,811.50       |
| 12C Affordable Housing For All                                      | 5,448,859.89           |  | 446,392.84       | 840,442.64         | 5,054,810.09        | 12,390.98            | 5,067,201.07        |
| 12M Charitable Organization Education                               | 1,274,472.00           |  | 19,290.00        | 91,212.34          | 1,202,549.66        | 92,770.00            | 1,295,319.66        |
| 12T Traumatic Brain Injury  | 1,694,055.22           |  | 105,299.53       | 90,027.67          | 1,709,327.08        | 484.44               | 1,709,811.52        |
| 134 Employment Services Administrative                              | 15,544,356.85          |  | (377,829.29)     | 1,366,515.04       | 13,800,012.52       | 29,626.78            | 13,829,639.30       |
| 138 Insurance Commissioner's Regulatory                             | 13,641,832.46          |  | 20,596,831.73    | 2,277,153.22       | 31,961,510.97       | 10,698.77            | 31,972,209.74       |
| 144 Transportation Improvement                                      | 50,196,710.68          |  | 10,061,776.87    | 8,336,166.44       | 51,922,321.11       | .....                | 51,922,321.11       |
| 146 Firearms Range  | 1,232,411.20           |  | 30,165.00        | 35,009.00          | 1,227,567.20        | 3.00                 | 1,227,570.20        |
| 14A Wildlife Rehabilitation   | 596,078.53             |  | 14,197.50        | 12,970.42          | 597,305.61          | 5,444.30             | 602,749.91          |
| 14G Ballast Water Management  | 23,000.00              |  | .....            | .....              | 23,000.00           | .....                | 23,000.00           |
| 14M Financial Fraud & ID Theft                                      | 833,166.45             |  | 75,840.00        | 121,126.56         | 787,879.89          | .....                | 787,879.89          |
| 14R Military Active State Service                                   | .....                  |  | .....            | .....              | .....               | .....                | .....               |
| 14V Ignition Interlock Device                                       | 2,649,864.31           |  | 391,000.00       | 195,281.53         | 2,845,582.78        | .....                | 2,845,582.78        |
| 150 Low-Income Weatherization/ Structural Rehabilitation Assistance | 2,365,449.67           |  | 1,936.56         | 2,599.69           | 2,364,786.54        | .....                | 2,364,786.54        |
| 153 Rural Mobility Grant Program                                    | 4,940,964.49           |  | 3,150.16         | 2,573,151.39       | 2,370,963.26        | 588,865.00           | 2,959,828.26        |
| 154 New Motor Vehicle Arbitration                                   | 2,199,702.19           |  | 63,243.00        | 44,724.37          | 2,218,220.82        | 112.00               | 2,218,332.82        |
| 158 Aquatic Land Dredged Material Disposal Site                     | 410,203.30             |  | 3.03             | 700.00             | 409,506.33          | .....                | 409,506.33          |
| 159 Parks Improvement   | 846,828.37             |  | 164,406.48       | 61,703.52          | 949,531.33          | 2,753.00             | 952,284.33          |
| 15H Cleanup Settlement  | 51,964,691.04          |  | 6,409,771.53     | 1,056,757.15       | 57,317,705.42       | 6,775.24             | 57,324,480.66       |
| 15M Biotoxin  | 433,645.05             |  | 201,207.35       | 87,968.57          | 546,883.83          | 3.00                 | 546,886.83          |
| 15P Energy Recovery Act   | 6,028,304.32           |  | 5,117.38         | .....              | 6,033,421.70        | .....                | 6,033,421.70        |
| 160 Wood Stove Education and Enforcement                            | 611,390.33             |  | 14,490.00        | 10,726.96          | 615,153.37          | .....                | 615,153.37          |
| 162 Farm Labor Contractor   | 52,197.23              |  | 3,945.00         | 294.00             | 55,848.23           | 294.00               | 56,142.23           |
| 167 Natural Resources Conservation Areas Stewardship                | 282,108.61             |  | .....            | 312.31             | 281,796.30          | .....                | 281,796.30          |
| 16A Judicial Stabilization Trust                                    | 1,790,269.94           |  | 361,560.98       | 1,065,728.22       | 1,086,102.70        | 63,694.58            | 1,149,797.28        |
| 16J SR 520 Corridor   | 74,572,836.72          |  | (1,843,740.64)   | (4,348,921.93)     | 77,078,018.01       | 12,693.49            | 77,090,711.50       |
| 16M Appraisal Management Company                                    | 433,690.22             |  | 6,000.00         | 6,480.10           | 433,210.12          | .....                | 433,210.12          |
| 16P Marine Resources Stewardship Trust                              | 632,196.91             |  | (2,231.40)       | 49,104.07          | 580,861.44          | 9,141.85             | 590,003.29          |
| 16W Hospital Safety Net Assessment                                  | 144,254,265.63         |  | (114,397,993.93) | 25,879.91          | 29,830,391.79       | .....                | 29,830,391.79       |
| 172 Basic Health Plan Trust   | 1,845,566.58           |  | .....            | .....              | 1,845,566.58        | .....                | 1,845,566.58        |
| 173 State Toxics Control  | 19,606,567.84          |  | 5,719,334.43     | 11,210,080.72      | 14,115,821.55       | 155,893.72           | 14,271,715.27       |
| 174 Local Toxics Control  | 25,434,312.54          |  | 4,581,541.88     | 247,347.40         | 29,768,507.02       | 731.15               | 29,769,238.17       |
| 176 Water Quality Permit  | 9,285,133.13           |  | 65,532.98        | 673,673.04         | 8,676,993.07        | 9,810.15             | 8,686,803.22        |

# RECEIPTS AND DISBURSEMENTS FOR TREASURY FUNDS

|   | July 1, 2016           |  | July 2016       |                    | July 31, 2016       |                      |                     |
|---|------------------------|--|-----------------|--------------------|---------------------|----------------------|---------------------|
|   | Beginning Book Balance |  | Plus Receipts   | Less Disbursements | Ending Book Balance | Outstanding Warrants | Ending Cash Balance |
| <b>SPECIAL REVENUE FUNDS (Continued)</b>                          |                        |  |                 |                    |                     |                      |                     |
| 17B Home Visiting Services  | \$ 5,240,371.65        |  | \$ 3,249,927.85 | \$ 1,941,773.86    | \$ 6,548,525.64     | \$ .....             | \$ 6,548,525.64     |
| 17N Complete Streets Grant Program                                | .....                  |  | .....           | .....              | .....               | .....                | .....               |
| 17P SR520 Civil Penalties   | 11,150,795.84          |  | 10,382.12       | 986,285.17         | 10,174,892.79       | 51,901.00            | 10,226,793.79       |
| 17T Health Benefit Exchange                                       | 7,202,384.94           |  | .....           | 12,680,768.45      | (5,478,383.51)      | .....                | (5,478,383.51)      |
| 17W Limousine Carriers  | 34,195.41              |  | 980.12          | .....              | 35,175.53           | .....                | 35,175.53           |
| 182 Underground Storage Tank                                      | 1,027,932.88           |  | 132,230.43      | 39,055.99          | 1,121,107.32        | 359.36               | 1,121,466.68        |
| 186 County Arterial Preservation                                  | 850,917.18             |  | 2,711,816.23    | 2,674,938.53       | 887,794.88          | .....                | 887,794.88          |
| 18J Capital Vessel Replacement                                    | 7,702,986.62           |  | 1,833,267.38    | 128.00             | 9,536,126.00        | 82.00                | 9,536,208.00        |
| 18L Hydraulic Project Approval                                    | 175,147.06             |  | 32,550.00       | 23,923.07          | 183,773.99          | 750.00               | 184,523.99          |
| 199 Biosolids Permit  | 1,138,832.05           |  | (2,369.90)      | 23,196.41          | 1,113,265.74        | 643.03               | 1,113,908.77        |
| 19A Medicaid Fraud Penalty  | 25,558,236.17          |  | 84,098.55       | 253,553.49         | 25,388,781.23       | 182.64               | 25,388,963.87       |
| 19C Forest Practice Application                                   | 755,500.28             |  | (16,392.56)     | (3,081.49)         | 742,189.21          | 100.00               | 742,289.21          |
| 19G Environmental Legacy Stewardship                              | 85,247,222.05          |  | .....           | 1,641,084.60       | 83,606,137.45       | 79,977.30            | 83,686,114.75       |
| 19T DOL Technology Improvement and Data Management                | 405,644.97             |  | 50,256.33       | .....              | 455,901.30          | .....                | 455,901.30          |
| 200 Regional Fisheries Enhancement Salmonid Recovery              | 11,859.10              |  | 29,681.19       | 87,076.37          | (45,536.08)         | .....                | (45,536.08)         |
| 201 Department of Licensing Services                              | 756,552.00             |  | 300,161.99      | (203,110.04)       | 1,259,824.03        | 44.14                | 1,259,868.17        |
| 202 Medical Test Site Licensure                                   | (417,639.99)           |  | 8,314.44        | 53,986.80          | (463,312.35)        | 1,182.00             | (462,130.35)        |
| 203 Passenger Ferry   | 27.39                  |  | .....           | .....              | 27.39               | .....                | 27.39               |
| 204 Volunteer Fire Fighters' and Reserve Officers' Administrative | 1,513,816.36           |  | 5,736.75        | 31,333.85          | 1,488,219.26        | 653.90               | 1,488,873.16        |
| 207 Hazardous Waste Assistance                                    | 1,130,945.01           |  | 1,321,643.84    | 115,979.15         | 2,336,609.70        | 853.58               | 2,337,463.28        |
| 20B Brownfield Redevelopment Trust Fund                           | .....                  |  | .....           | .....              | .....               | .....                | .....               |
| 20H Connecting Washington   | 199,932,552.01         |  | 18,568,184.00   | 10,131,470.23      | 208,369,265.78      | 16,628.48            | 208,385,894.26      |
| 20J Electric Vehicle Charging Infrastructure                      | 1,001,111.29           |  | 333.16          | .....              | 1,001,444.45        | .....                | 1,001,444.45        |
| 20M Puget Sound Taxpayer Accountability                           | .....                  |  | .....           | .....              | .....               | .....                | .....               |
| 20N Transportation Future Funding Program                         | .....                  |  | .....           | .....              | .....               | .....                | .....               |
| 20R Radioactive Mixed Waste                                       | 3,119,864.31           |  | 150.10          | 783,971.01         | 2,336,043.40        | 3,072.30             | 2,339,115.70        |
| 20T PLIA Underground Storage Tank Revolving                       | .....                  |  | 10,000,000.00   | 12,980.99          | 9,987,019.01        | .....                | 9,987,019.01        |
| 20V Economic Gardening Pilot Project                              | .....                  |  | .....           | .....              | .....               | .....                | .....               |
| 215 Special Category C  | 3,008,699.12           |  | (29,380.35)     | 2,000.00           | 2,977,318.77        | .....                | 2,977,318.77        |
| 216 Air Pollution Control   | 1,939,002.97           |  | (70,005.02)     | (24,902.05)        | 1,893,900.00        | 4,150.05             | 1,898,050.05        |
| 217 Oil Spill Prevention  | 5,316,546.34           |  | 251,508.96      | 268,673.52         | 5,299,381.78        | 3,330.21             | 5,302,711.99        |
| 218 Multimodal Transportation                                     | 81,152,513.24          |  | 7,558,701.15    | 28,537,745.19      | 60,173,469.20       | 844,887.12           | 61,018,356.32       |
| 222 Freshwater Aquatic Weeds                                      | 871,697.41             |  | 101,337.00      | 13,380.79          | 959,653.62          | 627.36               | 960,280.98          |
| 223 State Oil Spill Response                                      | 7,655,709.82           |  | 77,121.46       | 12,932.17          | 7,719,899.11        | 29.00                | 7,719,928.11        |
| 234 Public Works Administration                                   | 12,192,181.73          |  | 402,113.27      | 278,259.00         | 12,316,036.00       | 10,978.05            | 12,327,014.05       |
| 235 Youth Tobacco & Vapor Product Prevention                      | 894,279.64             |  | 62,649.71       | 55,235.49          | 901,693.86          | .....                | 901,693.86          |
| 237 Recreation Access Pass  | 2,443,081.24           |  | (86,695.90)     | 830.00             | 2,355,555.34        | 385.00               | 2,355,940.34        |
| 260 University of Washington Operating Fees                       | 2.95                   |  | .....           | .....              | 2.95                | .....                | 2.95                |
| 262 Manufactured Home Installation Training                       | 393,329.27             |  | 18,915.86       | 24,795.09          | 387,450.04          | 73.44                | 387,523.48          |
| 263 Community and Economic Development Fee                        | 2,049,185.09           |  | 31,380.28       | 71,236.19          | 2,009,329.18        | 1,817.71             | 2,011,146.89        |

# RECEIPTS AND DISBURSEMENTS FOR TREASURY FUNDS

|   | July 1, 2016               |                          | July 2016                |                            | July 31, 2016           |                            |                     |
|---|----------------------------|--------------------------|--------------------------|----------------------------|-------------------------|----------------------------|---------------------|
|   | Beginning Book Balance     |                          | Plus Receipts            | Less Disbursements         | Ending Book Balance     | Outstanding Warrants       | Ending Cash Balance |
| <b>SPECIAL REVENUE FUNDS (Continued)</b>                      |                            |                          |                          |                            |                         |                            |                     |
| 267 Recreation Resources                                      | \$ 8,652,497.89            | \$ .....                 | \$ (603,201.54)          | \$ 9,255,699.43            | \$ 231.80               | \$ 9,255,931.23            |                     |
| 268 Nonhighway and Off-Road Vehicle Activities (NOVA) Program | 6,041,415.13               | 109,346.01               | 108,134.21               | 6,042,626.93               | 21,729.37               | 6,064,356.30               |                     |
| 269 Parks Renewal and Stewardship                             | 34,452,589.99              | 7,232,549.87             | 7,488,698.74             | 34,196,441.12              | 148,556.87              | 34,344,997.99              |                     |
| 271 Washington State University Operating Fees                | .....                      | .....                    | .....                    | .....                      | .....                   | .....                      |                     |
| 275 Central Washington University Operating Fees              | .....                      | .....                    | .....                    | .....                      | .....                   | .....                      |                     |
| 277 State Agency Parking                                      | 226,875.08                 | 7,912.50                 | 1,758.84                 | 233,028.74                 | 83.50                   | 233,112.24                 |                     |
| 296 Columbia River Basin Water Supply Rev Recovery            | 2,549,845.94               | 1,829.78                 | 2,689.27                 | 2,548,986.45               | .....                   | 2,548,986.45               |                     |
| 315 Dedicated Marijuana Fund                                  | 13,057,355.48              | 19,556,349.57            | 5,613,849.32             | 26,999,855.73              | 78,546.58               | 27,078,402.31              |                     |
| 319 Public Health Supplemental                                | 2,216,214.86               | 117,698.02               | 96,104.76                | 2,237,808.12               | 5,000.00                | 2,242,808.12               |                     |
| 404 State Treasurer's Service                                 | 5,219,567.59               | 1,610,451.54             | 712,840.24               | 6,117,178.89               | 379.98                  | 6,117,558.87               |                     |
| 408 Coastal Protection  | 881,579.97                 | 78,191.09                | 67,900.20                | 891,870.86                 | .....                   | 891,870.86                 |                     |
| 441 Local Government Archives                                 | 608,105.88                 | 347,605.21               | 190,926.57               | 764,784.52                 | 23,956.13               | 788,740.65                 |                     |
| 500 Perpetual Surveillance and Maintenance                    | 45,551,413.21              | 38,230.65                | .....                    | 45,589,643.86              | .....                   | 45,589,643.86              |                     |
| 507 Oyster Reserve Land                                       | 410,267.85                 | 92,687.86                | 38,034.18                | 464,921.53                 | 62.76                   | 464,984.29                 |                     |
| 511 Tacoma Narrows Toll Bridge                                | 20,721,951.27              | (1,366,084.71)           | (2,658,003.23)           | 22,013,869.79              | 8,030.58                | 22,021,900.37              |                     |
| 513 Derelict Vessel Removal                                   | 825,565.81                 | 178,758.66               | 41,405.22                | 962,919.25                 | 3,490.50                | 966,409.75                 |                     |
| 532 Washington Housing Trust                                  | 8,759,573.15               | 810,333.85               | 317,616.13               | 9,252,290.87               | 4,215.56                | 9,256,506.43               |                     |
| 535 Alaskan Way Viaduct Replacement Project                   | .....                      | .....                    | .....                    | .....                      | .....                   | .....                      |                     |
| 549 Election  | 3,846,776.14               | 3,227.56                 | 1,013.63                 | 3,848,990.07               | .....                   | 3,848,990.07               |                     |
| 550 Transportation 2003                                       | 23,158,437.91              | (11,260,184.73)          | 7,410,114.35             | 4,488,138.83               | 802,530.03              | 5,290,668.86               |                     |
| 562 Skilled Nursing Facility Safety Net Trust                 | 5,649,500.12               | 3,449.27                 | 241,312.12               | 5,411,637.27               | 4,494.00                | 5,416,131.27               |                     |
| 564 Water Pollution Control Revolving Administration          | 2,416,582.56               | 67,435.43                | .....                    | 2,484,017.99               | .....                   | 2,484,017.99               |                     |
| 566 Community Forest Trust                                    | 51,317.06                  | 42.64                    | .....                    | 51,359.70                  | .....                   | 51,359.70                  |                     |
| 571 Multiuse Roadway Safety                                   | 96,722.94                  | 6,625.51                 | .....                    | 103,348.45                 | .....                   | 103,348.45                 |                     |
| 595 I-405 Express Toll Lanes Operations                       | 12,069,882.13              | 3,677.64                 | (531,559.28)             | 12,605,119.05              | 4,662.91                | 12,609,781.96              |                     |
| 600 Department of Retirement Systems Expense                  | 10,118,641.72              | 14,627.29                | 1,060,069.56             | 9,073,199.45               | 8,118.99                | 9,081,318.44               |                     |
| 689 Rural Washington Loan                                     | 9,191,921.09               | 7,720.37                 | 42,398.97                | 9,157,242.49               | .....                   | 9,157,242.49               |                     |
| 727 Water Pollution Control Revolving                         | 189,943,767.02             | 7,399,914.49             | 18,984,005.86            | 178,359,675.65             | 284.81                  | 178,359,960.46             |                     |
| 733 Capitol Campus Reserve                                    | (212,583.34)               | 212,583.34               | .....                    | .....                      | .....                   | .....                      |                     |
| 777 Prostitution Prevention and Intervention                  | 77,824.24                  | 414.70                   | (4,406.00)               | 82,644.94                  | 134.55                  | 82,779.49                  |                     |
| 785 State Educational Trust Fund                              | 5,759,416.78               | 58,873.43                | 122,919.27               | 5,695,370.94               | 60.00                   | 5,695,430.94               |                     |
| 818 Youth Athletic Facility                                   | 186,478.53                 | 156.51                   | .....                    | 186,635.04                 | .....                   | 186,635.04                 |                     |
| 825 Tobacco Settlement  | .....                      | .....                    | .....                    | .....                      | .....                   | .....                      |                     |
| 844 Money-Purchase Retirement Savings Administrative          | .....                      | .....                    | .....                    | .....                      | .....                   | .....                      |                     |
| 874 OASI Revolving  | 240,049.11                 | 890.99                   | 11,576.98                | 229,363.12                 | 1.23                    | 229,364.35                 |                     |
| 887 Public Facilities Construction Loan Revolving             | 20,422,719.56              | 1,673,950.92             | 790,362.29               | 21,306,308.19              | 848.71                  | 21,307,156.90              |                     |
| 888 Deferred Compensation Administrative                      | 1,995,875.04               | (54,323.47)              | 168,997.36               | 1,772,554.21               | 16.22                   | 1,772,570.43               |                     |
| 893 Radiation Perpetual Maintenance                           | 337,825.39                 | 283.53                   | .....                    | 338,108.92                 | .....                   | 338,108.92                 |                     |
| <b>TOTAL SPECIAL REVENUE FUNDS</b>                            | <b>\$ 2,485,287,079.94</b> | <b>\$ 318,989,850.77</b> | <b>\$ 411,468,244.13</b> | <b>\$ 2,392,808,686.58</b> | <b>\$ 22,821,996.35</b> | <b>\$ 2,415,630,682.93</b> |                     |

# RECEIPTS AND DISBURSEMENTS FOR TREASURY FUNDS

|                                     |   | July 1, 2016              | July 2016                  |                            |                          | July 31, 2016           |                          |
|-------------------------------------|---|---------------------------|----------------------------|----------------------------|--------------------------|-------------------------|--------------------------|
|                                     |   | Beginning<br>Book Balance | Plus<br>Receipts           | Less<br>Disbursements      | Ending<br>Book Balance   | Outstanding<br>Warrants | Ending<br>Cash Balance   |
| <b>DEBT SERVICE FUNDS</b>           |   |                           |                            |                            |                          |                         |                          |
| 303                                 | Highway Bond Retirement                                   | \$ 275,428,777.65         | \$ 390,489,630.85          | \$ 485,939,775.17          | \$ 179,978,633.33        | \$ .....                | \$ 179,978,633.33        |
| 304                                 | Ferry Bond Retirement                                     | 13,428,164.99             | 1,360,256.43               | 12,758,375.00              | 2,030,046.42             | .....                   | 2,030,046.42             |
| 305                                 | Transportation Improvement Board Bond Retirement          | 5,640,701.24              | 7,013,571.26               | 9,520,517.27               | 3,133,755.23             | .....                   | 3,133,755.23             |
| 347                                 | Washington State University Bond Retirement               | 11,929,107.01             | (1,040,869.69)             | (2,226,497.07)             | 13,114,734.39            | .....                   | 13,114,734.39            |
| 348                                 | University of Washington Bond Retirement                  | 12,287,046.24             | 10,539.45                  | 1,063,959.73               | 11,233,625.96            | .....                   | 11,233,625.96            |
| 380                                 | Debt-Limit General Fund Bond Retirement                   | 5,410,325.66              | 620,198,823.03             | 625,602,491.43             | 6,657.26                 | .....                   | 6,657.26                 |
| 381                                 | Debt-Limit Reimbursable Bond Retirement                   | .....                     | 654,075.33                 | 654,070.11                 | 5.22                     | .....                   | 5.22                     |
| 382                                 | Nondebt-Limit General Fund Bond Retirement                | .....                     | .....                      | .....                      | .....                    | .....                   | .....                    |
| 383                                 | Nondebt-Limit Reimbursable Bond Retirement                | 803.04                    | 54,748,638.18              | 54,749,086.31              | 354.91                   | .....                   | 354.91                   |
| 384                                 | Nondebt-Limit Proprietary Appropriated Bond Retirement    | .....                     | .....                      | .....                      | .....                    | .....                   | .....                    |
| 385                                 | Nondebt-Limit Proprietary Nonappropriated Bond Retirement | .....                     | .....                      | .....                      | .....                    | .....                   | .....                    |
| 386                                 | Nondebt-Limit Revenue Bond Retirement                     | .....                     | .....                      | .....                      | .....                    | .....                   | .....                    |
| 389                                 | Toll Facility Bond Retirement                             | 4,444,761.15              | 1,887,767.84               | .....                      | 6,332,528.99             | .....                   | 6,332,528.99             |
| <b>TOTAL DEBT SERVICE FUNDS</b>     |   | <b>\$ 328,569,686.98</b>  | <b>\$ 1,075,322,432.68</b> | <b>\$ 1,188,061,777.95</b> | <b>\$ 215,830,341.71</b> | <b>\$ .....</b>         | <b>\$ 215,830,341.71</b> |
| <b>CAPITAL PROJECTS FUNDS</b>       |   |                           |                            |                            |                          |                         |                          |
| 01L                                 | Higher Education Construction                             | \$ .....                  | \$ .....                   | \$ .....                   | \$ .....                 | \$ .....                | \$ .....                 |
| 036                                 | Capitol Building Construction                             | (943,659.69)              | (3,003,647.49)             | (655,351.30)               | (3,291,955.88)           | .....                   | (3,291,955.88)           |
| 056                                 | State Higher Education Construction                       | 2,326.68                  | 1.95                       | .....                      | 2,328.63                 | .....                   | 2,328.63                 |
| 057                                 | State Building Construction                               | 73,696,537.52             | 472,249,319.25             | 74,978,609.34              | 470,967,247.43           | 2,021,727.92            | 472,988,975.35           |
| 060                                 | Community and Technical College Capital Projects          | 24,287,095.14             | 248,320.65                 | 2,848,258.97               | 21,687,156.82            | .....                   | 21,687,156.82            |
| 061                                 | Eastern Washington University Capital Projects            | 7,501,958.47              | 23,492.80                  | 1,569,885.97               | 5,955,565.30             | .....                   | 5,955,565.30             |
| 062                                 | Washington State University Building                      | 2,629,654.67              | (441,958.50)               | 2,093,027.57               | 94,668.60                | .....                   | 94,668.60                |
| 063                                 | Central Washington University Capital Projects            | 4,787,059.70              | 3,901.65                   | (282,408.19)               | 5,073,369.54             | .....                   | 5,073,369.54             |
| 064                                 | University of Washington Building                         | 10,719,903.66             | 8,917.76                   | (504,145.77)               | 11,232,967.19            | .....                   | 11,232,967.19            |
| 065                                 | Western Washington University Capital Projects            | 5,478,688.35              | 4,638.02                   | (4,416.47)                 | 5,487,742.84             | .....                   | 5,487,742.84             |
| 066                                 | The Evergreen State College Capital Projects              | 2,718,530.21              | 2,133.76                   | 435,216.41                 | 2,285,447.56             | .....                   | 2,285,447.56             |
| 075                                 | State Social and Health Services Construction             | 5,371.39                  | .....                      | .....                      | 5,371.39                 | .....                   | 5,371.39                 |
| 18B                                 | Columbia River Basin Tax Bond Water Supply Development    | (8,208,491.23)            | 13,592,543.27              | 107,372.97                 | 5,276,679.07             | .....                   | 5,276,679.07             |
| 245                                 | Public Safety Reimbursable Bond                           | 4.12                      | .....                      | .....                      | 4.12                     | .....                   | 4.12                     |
| 246                                 | Community and Technical College Forest Reserve            | 1,757,645.11              | .....                      | .....                      | 1,757,645.11             | .....                   | 1,757,645.11             |
| 289                                 | Thurston County Capital Facilities                        | 4,891,854.09              | 477,169.81                 | 413,955.54                 | 4,955,068.36             | 2,321.78                | 4,957,390.14             |
| 357                                 | Gardner-Evans Higher Education Construction               | 54,698.37                 | .....                      | .....                      | 54,698.37                | .....                   | 54,698.37                |
| 364                                 | Military Department Capital                               | 2,121,844.60              | (160.81)                   | 128,891.34                 | 1,992,792.45             | .....                   | 1,992,792.45             |
| <b>TOTAL CAPITAL PROJECTS FUNDS</b> |   | <b>\$ 131,501,021.16</b>  | <b>\$ 483,164,672.12</b>   | <b>\$ 81,128,896.38</b>    | <b>\$ 533,536,796.90</b> | <b>\$ 2,024,049.70</b>  | <b>\$ 535,560,846.60</b> |
| <b>PERMANENT FUNDS</b>              |   |                           |                            |                            |                          |                         |                          |
| 04B                                 | Natural Resources Real Property Replacement               | \$ 5,857,327.85           | \$ 305,109.84              | \$ 1,250,000.00            | \$ 4,912,437.69          | \$ .....                | \$ 4,912,437.69          |
| 601                                 | Agricultural Permanent                                    | 567,977.08                | 1,024,483.57               | 555,772.83                 | 1,036,687.82             | .....                   | 1,036,687.82             |
| 603                                 | Millersylvania Park Trust                                 | 5,419.57                  | 4.55                       | .....                      | 5,424.12                 | .....                   | 5,424.12                 |

# RECEIPTS AND DISBURSEMENTS FOR TREASURY FUNDS

|                                     |   | July 1, 2016              | July 2016                |                          | July 31, 2016           |                         |                         |
|-------------------------------------|---|---------------------------|--------------------------|--------------------------|-------------------------|-------------------------|-------------------------|
|                                     |   | Beginning<br>Book Balance | Plus<br>Receipts         | Less<br>Disbursements    | Ending<br>Book Balance  | Outstanding<br>Warrants | Ending<br>Cash Balance  |
| <b>PERMANENT FUNDS (Continued)</b>  |   |                           |                          |                          |                         |                         |                         |
| 604                                 | Normal School Permanent                                 | \$ 135,593.44             | \$ 1,227,034.21          | \$ 1,227,447.03          | \$ 135,180.62           | \$ .....                | \$ 135,180.62           |
| 605                                 | Permanent Common School                                 | 94,924.55                 | 963,152.28               | 998,815.40               | 59,261.43               | .....                   | 59,261.43               |
| 606                                 | Scientific Permanent                                    | 502,118.96                | 1,162,058.06             | 1,480,681.05             | 183,495.97              | .....                   | 183,495.97              |
| 607                                 | State University Permanent                              | 126,982.60                | 164,255.18               | 162,895.23               | 128,342.55              | .....                   | 128,342.55              |
| 851                                 | Developmental Disabilities Community Trust              | 381,884.00                | 317.72                   | (7.53)                   | 382,209.25              | .....                   | 382,209.25              |
| <b>TOTAL PERMANENT FUNDS</b>        |   | <b>\$ 7,672,228.05</b>    | <b>\$ 4,846,415.41</b>   | <b>\$ 5,675,604.01</b>   | <b>\$ 6,843,039.45</b>  | <b>\$ .....</b>         | <b>\$ 6,843,039.45</b>  |
| <b>ENTERPRISE FUNDS</b>             |   |                           |                          |                          |                         |                         |                         |
| 401                                 | Correctional Industries                                 | \$ 11,518,780.87          | \$ 10,528,768.62         | \$ 6,459,845.89          | \$ 15,587,703.60        | \$ 44,107.05            | \$ 15,631,810.65        |
| 407                                 | Secretary of State's Revolving                          | 9,409,392.84              | 585,698.42               | 746,962.65               | 9,248,128.61            | 443.00                  | 9,248,571.61            |
| 578                                 | Lottery Administrative                                  | 271,362.39                | 1,201,186.67             | 1,242,543.06             | 230,006.00              | 31,540.19               | 261,546.19              |
| 608                                 | Accident  | 3,298,813.99              | 132,773,061.39           | 134,144,766.16           | 1,927,109.22            | 12,964,772.88           | 14,891,882.10           |
| 609                                 | Medical Aid   | 4,992,951.24              | 128,783,796.39           | 128,852,972.54           | 4,923,775.09            | 2,509,254.26            | 7,433,029.35            |
| 610                                 | Accident Reserve  | 2,543,124.94              | 54,991,430.62            | 56,915,833.51            | 618,722.05              | 800,978.24              | 1,419,700.29            |
| 881                                 | Supplemental Pension                                    | 1,108,355.96              | 71,024,005.42            | 71,577,302.08            | 555,059.30              | 1,875,794.13            | 2,430,853.43            |
| 883                                 | Second Injury   | 28,528,720.19             | 114,416.74               | 50,415.70                | 28,592,721.23           | 3,481.65                | 28,596,202.88           |
| <b>TOTAL ENTERPRISE FUNDS</b>       |   | <b>\$ 61,671,502.42</b>   | <b>\$ 400,002,364.27</b> | <b>\$ 399,990,641.59</b> | <b>\$ 61,683,225.10</b> | <b>\$ 18,230,371.40</b> | <b>\$ 79,913,596.50</b> |
| <b>INTERNAL SERVICE FUNDS</b>       |   |                           |                          |                          |                         |                         |                         |
| 006                                 | Public Records Efficiency, Preservation & Access        | \$ 1,485,791.55           | \$ 507,508.10            | \$ 327,837.23            | \$ 1,665,462.42         | \$ 309.80               | \$ 1,665,772.22         |
| 405                                 | Legal Services Revolving                                | 17,641,876.37             | 17,381,097.85            | 11,978,682.62            | 23,044,291.60           | 126,150.67              | 23,170,442.27           |
| 410                                 | Transportation Equipment                                | 18,651,637.87             | 861,490.51               | 3,773,988.71             | 15,739,139.67           | 14,446.79               | 15,753,586.46           |
| 415                                 | Personnel Service                                       | 2,788,137.47              | 64,127.95                | 448,058.04               | 2,404,207.38            | 1,788.11                | 2,405,995.49            |
| 418                                 | State Health Care Authority Administrative              | 4,672,690.15              | 240,589.34               | 1,093,500.51             | 3,819,778.98            | 4,983.51                | 3,824,762.49            |
| 455                                 | Higher Education Personnel Service                      | 516,065.68                | (60,690.59)              | 40,226.14                | 415,148.95              | 488.85                  | 415,637.80              |
| 468                                 | OFM Central Service                                     | 378,000.00                | 94,000.00                | .....                    | 472,000.00              | .....                   | 472,000.00              |
| 483                                 | Auditing Services Revolving                             | 1,917,378.97              | 666,969.68               | 547,801.46               | 2,036,547.19            | 119.55                  | 2,036,666.74            |
| 484                                 | Administrative Hearings Revolving                       | 37,202.88                 | 1,459,326.08             | 1,428,813.01             | 67,715.95               | 19,734.13               | 87,450.08               |
| <b>TOTAL INTERNAL SERVICE FUNDS</b> |   | <b>\$ 48,088,780.94</b>   | <b>\$ 21,214,418.92</b>  | <b>\$ 19,638,907.72</b>  | <b>\$ 49,664,292.14</b> | <b>\$ 168,021.41</b>    | <b>\$ 49,832,313.55</b> |
| <b>PENSION TRUST FUNDS</b>          |   |                           |                          |                          |                         |                         |                         |
| 614                                 | Volunteer Firefighters' Relief and Pension Principal    | \$ 22,131,176.52          | \$ 25,724.70             | \$ 1,139,922.31          | \$ 21,016,978.91        | \$ 164,203.00           | \$ 21,181,181.91        |
| 615                                 | State Patrol - Plan1                                    | 900,275.65                | 5,309,810.72             | 5,273,303.19             | 936,783.18              | 7,348.54                | 944,131.72              |
| 616                                 | Judges' Retirement                                      | 584,516.87                | 125,265.30               | 36,573.52                | 673,208.65              | .....                   | 673,208.65              |
| 630                                 | State Patrol - Plan 2                                   | 344,745.34                | 498,106.64               | 506,427.42               | 336,424.56              | .....                   | 336,424.56              |
| 631                                 | Public Employees' Retirement System Plan 1              | 10,167,393.28             | 152,530,743.48           | 150,546,753.21           | 12,151,383.55           | 364,788.76              | 12,516,172.31           |
| 632                                 | Teachers' Retirement System Plan 1                      | 7,691,873.52              | 100,529,479.57           | 95,522,172.44            | 12,699,180.65           | 177,404.82              | 12,876,585.47           |
| 633                                 | School Employees' Retirement System Combined Plan 2 & 3 | 3,920,666.08              | 41,568,778.73            | 40,987,217.31            | 4,502,227.50            | 62,277.91               | 4,564,505.41            |
| 635                                 | Public Safety Employees Retirement System Plan 2        | 540,353.73                | 5,112,940.11             | 5,341,387.49             | 311,906.35              | 41,022.01               | 352,928.36              |
| 641                                 | Public Employees' Retirement System Combined Plan 2 & 3 | 10,817,345.64             | 213,462,217.58           | 214,412,467.68           | 9,867,095.54            | 1,047,043.91            | 10,914,139.45           |
| 642                                 | Teachers' Retirement System Combined Plan 2 and 3       | 9,265,525.22              | 130,012,774.71           | 126,389,027.23           | 12,889,272.70           | 57,252.17               | 12,946,524.87           |

# RECEIPTS AND DISBURSEMENTS FOR TREASURY FUNDS

|  | July 1, 2016               | July 2016                  |                            | July 31, 2016              |                         |                            |
|--|----------------------------|----------------------------|----------------------------|----------------------------|-------------------------|----------------------------|
|  | Beginning<br>Book Balance  | Plus<br>Receipts           | Less<br>Disbursements      | Ending<br>Book Balance     | Outstanding<br>Warrants | Ending<br>Cash Balance     |
| <b>PENSION TRUST FUNDS (Continued)</b>             |                            |                            |                            |                            |                         |                            |
| 722 Deferred Compensation Principal                | \$ 1,401,390.07            | \$ 36,670,191.05           | \$ 36,366,199.99           | \$ 1,705,381.13            | \$ .....                | \$ 1,705,381.13            |
| 729 Judicial Retirement Principal                  | 9,230.11                   | 57,651.64                  | 57,639.48                  | 9,242.27                   | .....                   | 9,242.27                   |
| 819 LEOFFS Plan 1 Retirement                       | 2,914,693.55               | 30,386,221.48              | 29,820,478.84              | 3,480,436.19               | 48,952.90               | 3,529,389.09               |
| 829 LEOFFS Plan 2 Retirement                       | 3,147,883.03               | 47,868,262.52              | 47,785,939.50              | 3,230,206.05               | 69,163.33               | 3,299,369.38               |
| 882 Washington Judicial Retirement System          | 6,889,070.39               | 2,335,458.20               | 740,143.39                 | 8,484,385.20               | .....                   | 8,484,385.20               |
| <b>TOTAL PENSION TRUST FUNDS</b>                   | <b>\$ 80,726,139.00</b>    | <b>\$ 766,493,626.43</b>   | <b>\$ 754,925,653.00</b>   | <b>\$ 92,294,112.43</b>    | <b>\$ 2,039,457.35</b>  | <b>\$ 94,333,569.78</b>    |
| <b>AGENCY FUNDS</b>                                |                            |                            |                            |                            |                         |                            |
| 01P Suspense                                       | \$ 16,004,665.12           | \$ 28,804,967.18           | \$ 23,800,356.24           | \$ 21,009,276.06           | \$ 2,530.57             | \$ 21,011,806.63           |
| 01R Undistributed Receipts                         | 149,859.14                 | 1,091,440.86               | .....                      | 1,241,300.00               | .....                   | 1,241,300.00               |
| 01T Local Leasehold Excise Tax                     | 13,522.52                  | .....                      | (3,538,028.07)             | 3,551,550.59               | .....                   | 3,551,550.59               |
| 034 Local Sales and Use Tax                        | .....                      | .....                      | 378.17                     | (378.17)                   | .....                   | (378.17)                   |
| 035 State Payroll Revolving                        | 24,429,939.40              | 432,895,325.08             | 435,052,123.31             | 22,273,141.17              | 1,918,894.31            | 24,192,035.48              |
| 165 Salary Reduction                               | 2,269,505.22               | 2,340,915.02               | 1,982,019.10               | 2,628,401.14               | .....                   | 2,628,401.14               |
| 768 Local Real Estate Excise Tax                   | .....                      | 232,933.41                 | 232,933.41                 | .....                      | .....                   | .....                      |
| 795 State Investment Board Commingled Monthly Bond | .....                      | .....                      | .....                      | .....                      | .....                   | .....                      |
| 865 State Investment Board Commingled Trust        | .....                      | 199,386.27                 | 199,386.27                 | .....                      | .....                   | .....                      |
| 877 OASI Contribution                              | .....                      | .....                      | .....                      | .....                      | .....                   | .....                      |
| <b>TOTAL AGENCY FUNDS</b>                          | <b>\$ 42,867,491.40</b>    | <b>\$ 465,564,967.82</b>   | <b>\$ 457,729,168.43</b>   | <b>\$ 50,703,290.79</b>    | <b>\$ 1,921,424.88</b>  | <b>\$ 52,624,715.67</b>    |
| <b>TOTAL TREASURY FUNDS</b>                        | <b>\$ 5,466,417,118.81</b> | <b>\$ 7,251,441,193.08</b> | <b>\$ 7,627,565,390.24</b> | <b>\$ 5,090,292,921.65</b> | <b>\$ 80,671,382.00</b> | <b>\$ 5,170,964,303.65</b> |

# RECEIPTS AND DISBURSEMENTS FOR TREASURER'S TRUST FUNDS

|                     |  | July 1, 2016              | July 2016        |                       | July 31, 2016          |                         |                        |
|---------------------|--|---------------------------|------------------|-----------------------|------------------------|-------------------------|------------------------|
|                     |  | Beginning<br>Book Balance | Plus<br>Receipts | Less<br>Disbursements | Ending<br>Book Balance | Outstanding<br>Warrants | Ending<br>Cash Balance |
| <b>GENERAL FUND</b> |  |                           |                  |                       |                        |                         |                        |
| 06N                 | Local Tax Administration                                       | \$ .....                  | \$ .....         | \$ .....              | \$ .....               | \$ .....                | \$ .....               |
| 07F                 | Commercial Fisheries Buyback                                   | .....                     | .....            | .....                 | .....                  | .....                   | .....                  |
| 08B                 | Foster Care Endowed Scholarship Trust                          | 15,435.80                 | 12.95            | .....                 | 15,448.75              | .....                   | 15,448.75              |
| 08E                 | Individual Development Account Program                         | 14,329.18                 | 12.97            | .....                 | 14,342.15              | .....                   | 14,342.15              |
| 08N                 | State Financial Aid  | 9,017,790.09              | 131,410.04       | 5,847,368.46          | 3,301,831.67           | 16,770.29               | 3,318,601.96           |
| 08T                 | Transportation Innovative Partnership                          | .....                     | .....            | .....                 | .....                  | .....                   | .....                  |
| 10L                 | Health Insurance Partnership                                   | .....                     | .....            | .....                 | .....                  | .....                   | .....                  |
| 10V                 | Invasive Species Council                                       | .....                     | .....            | .....                 | .....                  | .....                   | .....                  |
| 10W                 | Family and Medical Leave Enforcement                           | .....                     | .....            | .....                 | .....                  | .....                   | .....                  |
| 11M                 | Poet Laureate  | 115.55                    | .....            | .....                 | 115.55                 | .....                   | 115.55                 |
| 11R                 | Hospital Infection Control Grant                               | .....                     | .....            | .....                 | .....                  | .....                   | .....                  |
| 12L                 | Outdoor Education and Recreation Prog                          | 518,593.55                | 500,000.00       | .....                 | 1,018,593.55           | .....                   | 1,018,593.55           |
| 12P                 | Geoduck Aquaculture Research                                   | 0.48                      | .....            | .....                 | 0.48                   | .....                   | 0.48                   |
| 131                 | Fair   | 99,110.94                 | 2,000,096.19     | 4,223.14              | 2,094,983.99           | 6,821.00                | 2,101,804.99           |
| 132                 | State Trade Fair   | .....                     | .....            | .....                 | .....                  | .....                   | .....                  |
| 14F                 | Family Leave Insurance   | 393,489.11                | 330.25           | .....                 | 393,819.36             | .....                   | 393,819.36             |
| 14N                 | Legislative Oral History                                       | 11,620.70                 | 50,000.00        | .....                 | 61,620.70              | .....                   | 61,620.70              |
| 14P                 | Skeletal Human Remains Assistance                              | 336,648.84                | .....            | 7,971.94              | 328,676.90             | .....                   | 328,676.90             |
| 15B                 | Food Animal Vet Scholarship                                    | .....                     | .....            | .....                 | .....                  | .....                   | .....                  |
| 15N                 | Business Assistance  | .....                     | .....            | .....                 | .....                  | .....                   | .....                  |
| 16F                 | Washington State Flag  | 410.96                    | .....            | .....                 | 410.96                 | .....                   | 410.96                 |
| 16K                 | Mortgage Recovery  | .....                     | .....            | .....                 | .....                  | .....                   | .....                  |
| 16R                 | Multiagency Permitting Team                                    | 92,546.98                 | 77.68            | .....                 | 92,624.66              | .....                   | 92,624.66              |
| 17R                 | Aerospace Training Student Loan                                | 2,349,925.13              | 283,578.42       | 15,900.00             | 2,617,603.55           | 6.91                    | 2,617,610.46           |
| 18C                 | Native Education Public-Private Partnership                    | .....                     | .....            | .....                 | .....                  | .....                   | .....                  |
| 18F                 | High School Completion   | .....                     | .....            | .....                 | .....                  | .....                   | .....                  |
| 18G                 | Opportunity Scholarship Match Transfer                         | .....                     | .....            | .....                 | .....                  | .....                   | .....                  |
| 18K                 | 24/7 Sobriety  | 11,001.13                 | 403.68           | .....                 | 11,404.81              | .....                   | 11,404.81              |
| 18V                 | Science, Technology, Engineering and Math Education Lighthouse | .....                     | .....            | .....                 | .....                  | .....                   | .....                  |
| 19J                 | Universal Communications Services                              | 3,275,422.00              | 5,000,000.00     | .....                 | 8,275,422.00           | .....                   | 8,275,422.00           |
| 19V                 | Cancer Research Endowment Match Transfer                       | 4,984,323.21              | .....            | 6,943.57              | 4,977,379.64           | .....                   | 4,977,379.64           |
| 290                 | Savings Incentive  | 2,688,521.12              | .....            | (71,382.04)           | 2,759,903.16           | .....                   | 2,759,903.16           |
| 447                 | Information Technology Investment Revolving                    | 16,095,278.53             | 11,221,827.27    | 277,616.48            | 27,039,489.32          | .....                   | 27,039,489.32          |
| 490                 | Regional Transportation Investment District                    | .....                     | .....            | .....                 | .....                  | .....                   | .....                  |
| 514                 | Agricultural Conservation Easements                            | .....                     | .....            | .....                 | .....                  | .....                   | .....                  |
| 534                 | Washington Graduate Fellowship Trust                           | 489.80                    | .....            | .....                 | 489.80                 | .....                   | 489.80                 |
| 551                 | Washington Youth and Families                                  | 124,634.31                | .....            | .....                 | 124,634.31             | .....                   | 124,634.31             |
| 552                 | Conservation Assistance Revolving                              | 465,023.05                | .....            | 12,647.00             | 452,376.05             | .....                   | 452,376.05             |
| 646                 | Higher Ed Retirement Plan Supplemental Benefit                 | 19,671.74                 | 967,914.70       | 974,788.00            | 12,798.44              | .....                   | 12,798.44              |
| 653                 | Washington Distinguished Professorship Trust                   | .....                     | .....            | .....                 | .....                  | .....                   | .....                  |

# RECEIPTS AND DISBURSEMENTS FOR TREASURER'S TRUST FUNDS

|                                 |  | July 1, 2016              | July 2016               |                        | July 31, 2016           |                         |                         |
|---------------------------------|--|---------------------------|-------------------------|------------------------|-------------------------|-------------------------|-------------------------|
|                                 |  | Beginning<br>Book Balance | Plus<br>Receipts        | Less<br>Disbursements  | Ending<br>Book Balance  | Outstanding<br>Warrants | Ending<br>Cash Balance  |
| <b>GENERAL FUND (Continued)</b> |  |                           |                         |                        |                         |                         |                         |
| 743                             | College Faculty Awards Trust                             | \$ 186.14                 | \$ .....                | \$ .....               | \$ 186.14               | \$ .....                | \$ 186.14               |
| 747                             | Health Professional Loan Repayment & Scholarship Program | 6,003,962.40              | 3,551.73                | 249,368.88             | 5,758,145.25            | 11,889.34               | 5,770,034.59            |
| 748                             | Higher Education Coord. Board for Innovation and Quality | .....                     | .....                   | .....                  | .....                   | .....                   | .....                   |
| 781                             | Cross-State Trail  | 473.10                    | .....                   | .....                  | 473.10                  | .....                   | 473.10                  |
| 793                             | Health Insurance Pool                                    | .....                     | .....                   | .....                  | .....                   | .....                   | .....                   |
| 817                             | Stadium and Exhibition Center Construction               | .....                     | .....                   | .....                  | .....                   | .....                   | .....                   |
| 835                             | Four Year Student Child Care in Higher Education         | 12,774.54                 | 75,000.00               | 10,246.50              | 77,528.04               | .....                   | 77,528.04               |
| 837                             | Washington's Promise Scholarship                         | 7.94                      | 0.01                    | .....                  | 7.95                    | .....                   | 7.95                    |
| <b>TOTAL GENERAL FUND</b>       |  | <b>\$ 46,531,786.32</b>   | <b>\$ 20,234,215.89</b> | <b>\$ 7,335,691.93</b> | <b>\$ 59,430,310.28</b> | <b>\$ 35,487.54</b>     | <b>\$ 59,465,797.82</b> |
| <b>SPECIAL REVENUE FUNDS</b>    |  |                           |                         |                        |                         |                         |                         |
| 01F                             | Crime Victims' Compensation                              | \$ 5,514,125.48           | \$ 272,711.19           | \$ .....               | \$ 5,786,836.67         | \$ .....                | \$ 5,786,836.67         |
| 025                             | Pilotage   | 1,450,405.00              | 73,833.79               | 61,182.01              | 1,463,056.78            | .....                   | 1,463,056.78            |
| 03K                             | Industrial Insurance Premium Refund                      | 4,177,836.58              | 9,321.31                | 263,753.24             | 3,923,404.65            | 3,940.68                | 3,927,345.33            |
| 04F                             | Real Estate Education Program                            | 672,926.14                | 2,344.75                | 10,615.50              | 664,655.39              | .....                   | 664,655.39              |
| 06H                             | Oral History, State Library, and Archives                | 27,361.48                 | 12,684.66               | 8,063.14               | 31,983.00               | 122.20                  | 32,105.20               |
| 06J                             | Securities Prosecution                                   | 614,961.07                | 4,093.20                | .....                  | 619,054.27              | .....                   | 619,054.27              |
| 07A                             | Mortgage Lending Fraud Prosecution                       | 339,714.22                | 231,406.10              | 45,349.00              | 525,771.32              | 45,349.00               | 571,120.32              |
| 07B                             | Organ and Tissue Donation Awareness                      | 91,486.80                 | 27,086.28               | .....                  | 118,573.08              | .....                   | 118,573.08              |
| 07E                             | Contract Harvesting Revolving                            | 8,391,735.74              | (66,174.29)             | (2,301,473.74)         | 10,627,035.19           | 103,457.97              | 10,730,493.16           |
| 07J                             | "Helping Kids Speak"                                     | 7,137.68                  | 2,576.01                | 6,743.34               | 2,970.35                | .....                   | 2,970.35                |
| 07K                             | Special License Plate Applicant Trust                    | .....                     | .....                   | .....                  | .....                   | .....                   | .....                   |
| 07L                             | Legislative International Trade                          | 1,606.88                  | .....                   | .....                  | 1,606.88                | .....                   | 1,606.88                |
| 07N                             | Produce Railcar Pool                                     | 91,465.78                 | 76.77                   | .....                  | 91,542.55               | .....                   | 91,542.55               |
| 07T                             | Commemorative Works                                      | 3,264.99                  | 2.74                    | .....                  | 3,267.73                | .....                   | 3,267.73                |
| 07V                             | Fish and Wildlife Enforcement Reward                     | 604,467.32                | 18,299.85               | 9,418.53               | 613,348.64              | 4,051.90                | 617,400.54              |
| 08C                             | Gonzaga University Alumni Association                    | 8,984.38                  | 3,602.66                | 7,795.68               | 4,791.36                | .....                   | 4,791.36                |
| 08F                             | Lighthouse Environmental Programs                        | 21,221.63                 | 7,791.03                | 17,756.67              | 11,255.99               | .....                   | 11,255.99               |
| 08J                             | Prescription Drug Consortium                             | 57,036.39                 | .....                   | .....                  | 57,036.39               | .....                   | 57,036.39               |
| 08L                             | "Ski & Ride Washington"                                  | 6,267.56                  | 2,559.67                | 6,185.67               | 2,641.56                | .....                   | 2,641.56                |
| 08P                             | State Parks Education and Enhancement                    | 494,461.09                | 10,031.01               | 11,684.80              | 492,807.30              | .....                   | 492,807.30              |
| 08V                             | Veterans Stewardship                                     | 1,252,226.96              | 35,305.66               | 31,310.61              | 1,256,222.01            | 1,279.13                | 1,257,501.14            |
| 08W                             | "Washington's National Park Fund"                        | 32,983.90                 | 13,841.33               | 30,776.67              | 16,048.56               | .....                   | 16,048.56               |
| 098                             | Eastern Washington Pheasant Enhancement                  | 316,414.55                | 4,063.04                | 29,779.72              | 290,697.87              | 4,358.86                | 295,056.73              |
| 09A                             | We Love Our Pets   | 16,118.60                 | 3,959.68                | 9,198.03               | 10,880.25               | .....                   | 10,880.25               |
| 09B                             | Boating Safety Education Certification                   | 651,788.69                | 56,935.00               | 82,489.05              | 626,234.64              | 20,418.79               | 646,653.43              |
| 09J                             | Washington Coastal Crab Pot Buoy Tag                     | 147,050.13                | .....                   | .....                  | 147,050.13              | .....                   | 147,050.13              |
| 09K                             | Life Sciences Discovery                                  | 19,224,407.88             | 16,431.13               | 11,290,402.95          | 7,950,436.06            | 75.00                   | 7,950,511.06            |
| 09L                             | Nursing Resource Center                                  | 152,807.73                | 43,280.00               | 142,955.93             | 53,131.80               | 25.00                   | 53,156.80               |
| 10F                             | "Share the Road"   | 28,965.07                 | 8,423.32                | 19,656.02              | 17,732.37               | 11,760.01               | 29,492.38               |



# RECEIPTS AND DISBURSEMENTS FOR TREASURER'S TRUST FUNDS

|  | July 1, 2016           |               | July 2016          |                     | July 31, 2016        |                     |
|--|------------------------|---------------|--------------------|---------------------|----------------------|---------------------|
|  | Beginning Book Balance | Plus Receipts | Less Disbursements | Ending Book Balance | Outstanding Warrants | Ending Cash Balance |
| <b>SPECIAL REVENUE FUNDS (Continued)</b>                 |                        |               |                    |                     |                      |                     |
| 11A Employment Training Finance                          | \$ 309,939.11          | \$ 27,028.42  | \$ 15,373.66       | \$ 321,593.87       | \$ .....             | \$ 321,593.87       |
| 11J Electronic Products Recycling                        | 534,646.31             | .....         | 1,661.75           | 532,984.56          | .....                | 532,984.56          |
| 11P Large On-Site Sewage Systems                         | .....                  | .....         | .....              | .....               | .....                | .....               |
| 11V Veteran Estate Management                            | 86,492.41              | 29,989.69     | 34,760.83          | 81,721.27           | .....                | 81,721.27           |
| 126 Agricultural Local                                   | 16,704,381.85          | 2,199,037.34  | 2,909,222.93       | 15,994,196.26       | 49,970.99            | 16,044,167.25       |
| 128 Grain Inspection Revolving                           | 7,269,982.69           | 398,712.09    | 980,550.79         | 6,688,143.99        | 3,458.93             | 6,691,602.92        |
| 12E Assisted Living Facility Management                  | 677,480.49             | .....         | (1,552.98)         | 679,033.47          | .....                | 679,033.47          |
| 12F Manufactured/Mobile Home Dispute Resol               | 2,300,411.16           | 32,109.00     | 35,436.94          | 2,297,083.22        | .....                | 2,297,083.22        |
| 12G Rockfish Research                                    | 310,177.46             | 32,127.50     | 13,592.11          | 328,712.85          | 19.76                | 328,732.61          |
| 12H Uniformed Service Shared Leave Pool                  | 698,514.55             | .....         | 29,133.92          | 669,380.63          | 5,702.84             | 675,083.47          |
| 12N Get Ready For Math & Science Scholarship             | 8,099.30               | 176.75        | .....              | 8,276.05            | .....                | 8,276.05            |
| 133 Children's Trust                                     | 498,302.06             | 3,443.10      | 1,284.50           | 500,460.66          | 5.00                 | 500,465.66          |
| 14E Washington State Heritage Center                     | 494,620.18             | 511,316.63    | 453,559.27         | 552,377.54          | 37,185.69            | 589,563.23          |
| 14J Ambulatory Surgical Facility                         | 271,402.80             | .....         | 12,110.92          | 259,291.88          | .....                | 259,291.88          |
| 14W Reduced Cigarette Ignition Propensity                | 485,976.49             | 4,193.89      | 2,736.71           | 487,433.67          | 284.85               | 487,718.52          |
| 15A Transitional Housing Oper & Rent                     | 3,263,350.52           | 3,651.61      | 480,623.73         | 2,786,378.40        | .....                | 2,786,378.40        |
| 15T Broadband Mapping                                    | .....                  | .....         | .....              | .....               | .....                | .....               |
| 15V Funeral and Cemetery                                 | 839,570.26             | 18,189.00     | 52,024.31          | 805,734.95          | 120.67               | 805,855.62          |
| 15W Guaranteed Asset Protection Waiver                   | 18,250.00              | .....         | .....              | 18,250.00           | .....                | 18,250.00           |
| 163 Worker and Community Right to Know                   | 1,174,363.63           | 418,478.90    | 193,910.46         | 1,398,932.07        | 362.53               | 1,399,294.60        |
| 169 Horse Racing Commission Operating                    | 1,262,692.10           | 198,647.59    | 167,668.54         | 1,293,671.15        | 293.58               | 1,293,964.73        |
| 16B Landscape Architects' License                        | 275,630.24             | 11,100.00     | 13,624.68          | 273,105.56          | 120.00               | 273,225.56          |
| 16E Spec Forest Products Outreach/Education              | 8,620.28               | 76.34         | .....              | 8,696.62            | .....                | 8,696.62            |
| 16G Universal Vaccine Purchase                           | 9,544,385.67           | 5,711,628.66  | 5,369,732.70       | 9,886,281.63        | .....                | 9,886,281.63        |
| 16H Columbia River Salmon/Steelhead Endorsement          | 1,718,605.74           | 141,324.50    | 124,441.73         | 1,735,488.51        | 8,343.98             | 1,743,832.49        |
| 16L Accessible Communities                               | 483,077.03             | 9,994.04      | 8,564.83           | 484,506.24          | .....                | 484,506.24          |
| 16N Disabled Veterans Assistance                         | .....                  | .....         | .....              | .....               | .....                | .....               |
| 16T Product Stewardship Programs                         | 389,772.84             | .....         | 65.00              | 389,707.84          | .....                | 389,707.84          |
| 17H WA Global Health Technologies Product Development    | 2.06                   | .....         | .....              | 2.06                | .....                | 2.06                |
| 17L Foreclosure Fairness                                 | 1,646,314.53           | 253,750.00    | 188,741.82         | 1,711,322.71        | 550.00               | 1,711,872.71        |
| 17M Individual-Based/Portable Background Check Clearance | 289,830.58             | 23,668.00     | 41,992.54          | 271,506.04          | 770.59               | 272,276.63          |
| 17V Volunteer Firefighters                               | 8,871.34               | 3,199.00      | 6,624.34           | 5,446.00            | .....                | 5,446.00            |
| 180 Local Government Administrative Hearings             | 222,498.26             | 6,792.93      | 1,603.18           | 227,688.01          | .....                | 227,688.01          |
| 189 Clarke-McNary  | .....                  | .....         | .....              | .....               | .....                | .....               |
| 18A Investing In Innovation                              | 330,237.96             | .....         | 85,501.18          | 244,736.78          | .....                | 244,736.78          |
| 18E Educator Certification Processing                    | 2,046,920.42           | 179,679.32    | 326,952.76         | 1,899,646.98        | 1,010.97             | 1,900,657.95        |
| 18M Music Matters Awareness                              | 11,379.66              | 4,752.98      | 10,677.33          | 5,455.31            | .....                | 5,455.31            |
| 18N Damage Prevention                                    | 83,700.00              | 12,050.00     | .....              | 95,750.00           | .....                | 95,750.00           |
| 18R Seattle Sounders FC                                  | 16,593.23              | 3,712.34      | 14,816.63          | 5,488.94            | .....                | 5,488.94            |
| 190 Forest Fire Protection Assessment                    | 9,450,745.18           | (405,063.55)  | 391,574.90         | 8,654,106.73        | 7,496.94             | 8,661,603.67        |

# RECEIPTS AND DISBURSEMENTS FOR TREASURER'S TRUST FUNDS

|   | July 1, 2016           |  | July 2016      |                    | July 31, 2016       |                      |                     |
|---|------------------------|--|----------------|--------------------|---------------------|----------------------|---------------------|
|   | Beginning Book Balance |  | Plus Receipts  | Less Disbursements | Ending Book Balance | Outstanding Warrants | Ending Cash Balance |
| <b>SPECIAL REVENUE FUNDS (Continued)</b>                  |                        |  |                |                    |                     |                      |                     |
| 193 State Forest Nursery Revolving                        | \$ 1,696,723.47        |  | \$ (92,075.18) | \$ 143,772.52      | \$ 1,460,875.77     | \$ 11,638.97         | \$ 1,472,514.74     |
| 195 Energy  | 0.27                   |  |                |                    | 0.27                |                      | 0.27                |
| 197 Statute Law Committee Publications                    | 791,439.88             |  | 1,945.33       | 7,114.18           | 786,271.03          |                      | 786,271.03          |
| 198 Access Road Revolving                                 | 6,714,055.18           |  | (516,241.20)   | 218,755.10         | 5,979,058.88        | 13,568.91            | 5,992,627.79        |
| 19B School for the Blind                                  | 1,167,878.69           |  | 21,593.34      | 201,747.16         | 987,724.87          | 308.49               | 988,033.36          |
| 19E 4-H Program   | 792.33                 |  | 252.00         | 877.33             | 167.00              |                      | 167.00              |
| 19F Seattle Seahawks                                      | 132,461.01             |  | 39,762.35      | 135,184.01         | 37,039.35           |                      | 37,039.35           |
| 19H Center for Childhood Deafness and Hearing Loss        | 320,453.35             |  | 17,127.89      | (3,000.00)         | 340,581.24          |                      | 340,581.24          |
| 19M Seattle University                                    | 10,408.99              |  | 585.67         |                    | 10,994.66           |                      | 10,994.66           |
| 19P Child Rescue  |                        |  |                |                    |                     |                      |                     |
| 19R Residential Services and Support                      |                        |  |                |                    |                     |                      |                     |
| 19W Wolf-Livestock Conflict                               | 274,726.97             |  | 21,182.46      |                    | 295,909.43          |                      | 295,909.43          |
| 205 Mobile Home Park Relocation                           | 1,544,210.09           |  | 39,767.89      | 8,514.10           | 1,575,463.88        |                      | 1,575,463.88        |
| 206 Cost of Supervision                                   | 651,024.82             |  | 118,742.98     | 17,844.19          | 751,923.61          | 364.79               | 752,288.40          |
| 209 Regional Fisheries Enhancement Group                  | 1,688,052.05           |  | 81,080.68      | 274,405.90         | 1,494,726.83        | 206.90               | 1,494,933.73        |
| 20A State Flower  | 3,924.67               |  | 1,528.33       | 3,560.67           | 1,892.33            |                      | 1,892.33            |
| 20D CPA Scholarship Transfer                              | 300,000.00             |  | 1,650,000.00   | 1,350,000.00       | 600,000.00          |                      | 600,000.00          |
| 20E WA Internet Crimes Against Children                   |                        |  |                |                    |                     |                      |                     |
| 20G Washington Farmers and Ranchers                       |                        |  |                |                    |                     |                      |                     |
| 20K Licensing & Enforcement System Modernization          | 226,659.53             |  | 92,449.34      | 5,982.27           | 313,126.60          | 7,359.57             | 320,486.17          |
| 20P Nursing Facility Quality Enhancement                  |                        |  |                |                    |                     |                      |                     |
| 20W Washington Tennis                                     |                        |  |                |                    |                     |                      |                     |
| 210 Fire Protection Contractor License                    | 635,901.16             |  | 13,198.41      | 59,278.02          | 589,821.55          |                      | 589,821.55          |
| 213 Veterans' Emblem                                      | 22,830.45              |  | 455.00         |                    | 23,285.45           |                      | 23,285.45           |
| 214 Temporary Worker Housing                              | 243,658.71             |  | 386.00         | 54.34              | 243,990.37          |                      | 243,990.37          |
| 219 Air Operating Permit                                  | 1,160,967.63           |  | 141,350.01     | 20,258.18          | 1,282,059.46        | 28.53                | 1,282,087.99        |
| 21A Washington State Wrestling                            |                        |  |                |                    |                     |                      |                     |
| 21C Washington Sexual Assault Kit                         |                        |  | 2,911,000.00   |                    | 2,911,000.00        |                      | 2,911,000.00        |
| 225 Fingerprint Identification                            | 6,151,445.88           |  | (331,097.80)   | 706,676.91         | 5,113,671.17        | 4,837.57             | 5,118,508.74        |
| 259 Coastal Crab  | 101,171.02             |  |                | 1,263.28           | 99,907.74           | 21.12                | 99,928.86           |
| 274 Adult Family Home                                     | 1,019,708.12           |  |                | (4,457.24)         | 1,024,165.36        |                      | 1,024,165.36        |
| 281 Impaired Driving Safety                               | 533,228.52             |  | 130,882.50     | 445,125.00         | 218,986.02          |                      | 218,986.02          |
| 283 Juvenile Accountability Incentive                     | 104,659.24             |  | 77.38          | 38,401.73          | 66,334.89           |                      | 66,334.89           |
| 294 Sea Cucumber Dive Fishery                             |                        |  |                |                    |                     |                      |                     |
| 295 Sea Urchin Dive Fishery                               | 3.42                   |  |                |                    | 3.42                |                      | 3.42                |
| 297 Pipeline Safety                                       | 1,897,470.10           |  | 2,181.26       | 219,803.06         | 1,679,848.30        | 424.40               | 1,680,272.70        |
| 298 Geologists'   | 376,924.72             |  | 22,405.00      | 30,543.14          | 368,786.58          | 390.00               | 369,176.58          |
| 300 Financial Services Regulation                         | 18,920,695.35          |  | 3,951,876.64   | 4,935,815.95       | 17,936,756.04       | 24,689.94            | 17,961,445.98       |
| 320 Puget Sound Crab Pot Buoy Tag                         | 37,737.43              |  |                |                    | 37,737.43           |                      | 37,737.43           |
| 328 Crim Justice Training Commis Firing Range Maintenance | 30,078.00              |  |                | (14,100.00)        | 44,178.00           |                      | 44,178.00           |

# RECEIPTS AND DISBURSEMENTS FOR TREASURER'S TRUST FUNDS

|  |  | July 1, 2016              |                  | July 2016             |                        | July 31, 2016           |                        |
|--|--|---------------------------|------------------|-----------------------|------------------------|-------------------------|------------------------|
|  |  | Beginning<br>Book Balance | Plus<br>Receipts | Less<br>Disbursements | Ending<br>Book Balance | Outstanding<br>Warrants | Ending<br>Cash Balance |
| <b>SPECIAL REVENUE FUNDS (Continued)</b> |  |                           |                  |                       |                        |                         |                        |
| 416                                      | Surplus and Donated Food Commodities Revolving           | \$ 6,075,270.29           | \$ 929,925.48    | \$ 798,385.98         | \$ 6,206,809.79        | \$ 57,977.45            | \$ 6,264,787.24        |
| 424                                      | Anti-Trust Revolving                                     | 4,724,198.92              | .....            | 108,397.65            | 4,615,801.27           | .....                   | 4,615,801.27           |
| 480                                      | Financial Education Public-Private Partnership           | 31,191.82                 | .....            | (708.00)              | 31,899.82              | .....                   | 31,899.82              |
| 485                                      | Horse Racing Owners' Bonus/Breeder Awards                | 289,162.70                | 96,578.98        | .....                 | 385,741.68             | .....                   | 385,741.68             |
| 495                                      | Toll Collection  | 14,366,900.76             | 13,499,935.46    | 13,866,806.12         | 14,000,030.10          | 31,243.72               | 14,031,273.82          |
| 496                                      | Future Teachers Conditional Scholarship                  | 1,466,100.60              | 498,478.39       | 20,431.71             | 1,944,147.28           | 3,000.00                | 1,947,147.28           |
| 497                                      | Horse Racing Commission Class C Purse Fund               | 36,523.70                 | 8,997.96         | .....                 | 45,521.66              | .....                   | 45,521.66              |
| 498                                      | Washington State Council of Fire Fighters Benevolent     | 28,136.01                 | 11,311.99        | 25,724.97             | 13,723.03              | .....                   | 13,723.03              |
| 499                                      | Law Enforcement Memorial                                 | 74,877.41                 | 25,386.64        | 55,521.68             | 44,742.37              | .....                   | 44,742.37              |
| 501                                      | Liquor Revolving   | 2,664,413.32              | 27,156,441.99    | 5,128,680.49          | 24,692,174.82          | 236,751.62              | 24,928,926.44          |
| 503                                      | Tuition Recovery   | 3,132,765.86              | 21,849.20        | 19,039.64             | 3,135,575.42           | 14,283.00               | 3,149,858.42           |
| 515                                      | DNA Data Base  | 622,884.26                | 29,513.54        | 89,157.80             | 563,240.00             | 6,823.32                | 570,063.32             |
| 516                                      | Fruit and Vegetable Inspection                           | 6,570,916.81              | 1,906,149.09     | 1,980,097.09          | 6,496,968.81           | 8,196.78                | 6,505,165.59           |
| 536                                      | Federal Food Service Revolving                           | 2,214,700.24              | 4,426,972.44     | 4,412,978.55          | 2,228,694.13           | 28,825.36               | 2,257,519.49           |
| 553                                      | Performance Audits of Government                         | 6,143,947.80              | 1,110,765.96     | 1,355,502.27          | 5,899,211.49           | 220.14                  | 5,899,431.63           |
| 561                                      | Community Technical College Innovation                   | 11,963,570.41             | 84,328.25        | 319,464.90            | 11,728,433.76          | .....                   | 11,728,433.76          |
| 687                                      | Rural Rehabilitation                                     | 253,614.03                | 213.27           | 9,537.03              | 244,290.27             | .....                   | 244,290.27             |
| 688                                      | Federal Local Rail Service Assistance                    | 77,658.04                 | 68.43            | .....                 | 77,726.47              | .....                   | 77,726.47              |
| 731                                      | Child Care Facility Revolving                            | 1,152,087.42              | 7,981.88         | .....                 | 1,160,069.30           | .....                   | 1,160,069.30           |
| 732                                      | Nursing Home Civil Penalties                             | 1,208,202.21              | .....            | (15,750.00)           | 1,223,952.21           | .....                   | 1,223,952.21           |
| 746                                      | Hanford Area Economic Investment                         | 57,384.14                 | 4,023.00         | .....                 | 61,407.14              | .....                   | 61,407.14              |
| 749                                      | Governor's Interagency Committee of State Employed Women | 46,115.68                 | 7,550.00         | 2,379.47              | 51,286.21              | 1,699.73                | 52,985.94              |
| 761                                      | Basic Health Plan Subscription                           | 250,744.09                | .....            | .....                 | 250,744.09             | .....                   | 250,744.09             |
| 763                                      | Center for the Improvement of Student Learning           | 35,600.68                 | .....            | .....                 | 35,600.68              | .....                   | 35,600.68              |
| 773                                      | Commission on Higher Ed Prof Student Ex Program          | 51,200.00                 | .....            | .....                 | 51,200.00              | .....                   | 51,200.00              |
| 774                                      | University of Washington License Plate                   | 73,731.01                 | 23,536.36        | .....                 | 97,267.37              | .....                   | 97,267.37              |
| 776                                      | Washington State University License Plate                | 55,820.34                 | 50,225.04        | 55,820.34             | 50,225.04              | .....                   | 50,225.04              |
| 778                                      | Western Washington University License Plate              | 3,045.01                  | 2,104.67         | .....                 | 5,149.68               | .....                   | 5,149.68               |
| 779                                      | Eastern Washington University License Plate              | 41,871.77                 | 3,432.33         | .....                 | 45,304.10              | .....                   | 45,304.10              |
| 780                                      | School Zone Safety Account                               | 807,931.55                | 42,577.10        | 13,536.66             | 836,971.99             | 5,299.21                | 842,271.20             |
| 783                                      | Central Washington University License Plate              | 1,568.01                  | 1,486.33         | .....                 | 3,054.34               | .....                   | 3,054.34               |
| 784                                      | Miscellaneous Transportation Programs                    | (20,964,868.06)           | 34,882,673.02    | 37,376,259.84         | (23,458,454.88)        | 1,601,604.28            | (21,856,850.60)        |
| 786                                      | The Evergreen State College License Plate                | 8,089.04                  | 224.00           | .....                 | 8,313.04               | .....                   | 8,313.04               |
| 789                                      | Advanced Environmental Mitigation Revolving              | 570,794.57                | 5,332.95         | .....                 | 576,127.52             | .....                   | 576,127.52             |
| 816                                      | Stadium and Exhibition Center                            | 29,384,737.22             | 9,633,378.00     | .....                 | 39,018,115.22          | .....                   | 39,018,115.22          |
| 821                                      | Impaired Physician                                       | 143,650.32                | 129,167.00       | .....                 | 272,817.32             | 800.00                  | 273,617.32             |
| 823                                      | Livestock Nutrient Management                            | 44,172.53                 | .....            | 24,600.00             | 19,572.53              | .....                   | 19,572.53              |
| 833                                      | Developmental Disabilities Endowment Trust               | 752,928.23                | 402,339.74       | 50,726.68             | 1,104,541.29           | .....                   | 1,104,541.29           |
| 834                                      | Capitol Furnishings Preservation Committee               | 80,142.42                 | 18.97            | .....                 | 80,161.39              | .....                   | 80,161.39              |
| 878                                      | Federal Forest Revolving                                 | 3,180.26                  | 2.67             | .....                 | 3,182.93               | .....                   | 3,182.93               |

# RECEIPTS AND DISBURSEMENTS FOR TREASURER'S TRUST FUNDS

|  |   | July 1, 2016              | July 2016                |                         | July 31, 2016            |                         |                          |
|--|---|---------------------------|--------------------------|-------------------------|--------------------------|-------------------------|--------------------------|
|  |   | Beginning<br>Book Balance | Plus<br>Receipts         | Less<br>Disbursements   | Ending<br>Book Balance   | Outstanding<br>Warrants | Ending<br>Cash Balance   |
| <b>SPECIAL REVENUE FUNDS (Continued)</b> |   |                           |                          |                         |                          |                         |                          |
| 880                                      | Advance Right-of-Way Revolving                                | \$ 7,038,822.92           | \$ 319,612.33            | \$ 8,255.00             | \$ 7,350,180.25          | \$ 7,637.04             | \$ 7,357,817.29          |
| 884                                      | Gambling Revolving  | 6,773,517.40              | 821,199.01               | 1,006,172.27            | 6,588,544.14             | 13,313.43               | 6,601,857.57             |
| 885                                      | Plumbing Certificate  | 621,543.49                | 77,634.53                | 75,215.99               | 623,962.03               | 664.07                  | 624,626.10               |
| 892                                      | Pressure Systems Safety                                       | 809,456.19                | 169,462.81               | 188,380.26              | 790,538.74               | 1,460.06                | 791,998.80               |
| <b>TOTAL SPECIAL REVENUE FUNDS</b>       |   | <b>\$ 244,682,660.58</b>  | <b>\$ 115,339,547.05</b> | <b>\$ 97,528,689.02</b> | <b>\$ 262,493,518.61</b> | <b>\$ 2,394,174.26</b>  | <b>\$ 264,887,692.87</b> |
| <b>PERMANENT FUNDS</b>                   |   |                           |                          |                         |                          |                         |                          |
| 842                                      | American Indian Scholarship Endowment                         | \$ 297,970.68             | \$ 250.08                | \$ .....                | \$ 298,220.76            | \$ .....                | \$ 298,220.76            |
| 852                                      | Foster Care Scholarship Endowment                             | 3,639.56                  | 3.06                     | \$ .....                | 3,642.62                 | \$ .....                | 3,642.62                 |
| <b>TOTAL PERMANENT FUNDS</b>             |   | <b>\$ 301,610.24</b>      | <b>\$ 253.14</b>         | <b>\$ .....</b>         | <b>\$ 301,863.38</b>     | <b>\$ .....</b>         | <b>\$ 301,863.38</b>     |
| <b>ENTERPRISE FUNDS</b>                  |   |                           |                          |                         |                          |                         |                          |
| 413                                      | Municipal Revolving   | \$ 7,237,116.41           | \$ 2,463,911.94          | \$ 2,160,775.19         | \$ 7,540,253.16          | \$ 2,016.62             | \$ 7,542,269.78          |
| 442                                      | Legislative Gift Center                                       | 47,507.32                 | 17,031.73                | 8,994.68                | 55,544.37                | 45.99                   | 55,590.36                |
| 445                                      | Self-Insured Emplry Overpytm Reimb                            | 875,347.85                | \$ .....                 | 13,180.41               | 862,167.44               | 13,180.41               | 875,347.85               |
| 446                                      | Industrial Insurance Rainy Day Fund                           | \$ .....                  | \$ .....                 | \$ .....                | \$ .....                 | \$ .....                | \$ .....                 |
| 449                                      | Certificates of Participation and Other Financing - Local     | 168,541.01                | 9,583,582.00             | 9,383,719.32            | 368,403.69               | 173,893.92              | 542,297.61               |
| 463                                      | Washington College Savings Program                            | \$ .....                  | \$ .....                 | \$ .....                | \$ .....                 | \$ .....                | \$ .....                 |
| 470                                      | Imaging   | 218,450.01                | 72,739.90                | 35,775.18               | 255,414.73               | \$ .....                | 255,414.73               |
| 477                                      | Lottery Investment  | \$ .....                  | \$ .....                 | \$ .....                | \$ .....                 | \$ .....                | \$ .....                 |
| 543                                      | Judicial Information Systems                                  | 13,868,371.77             | 2,005,646.39             | 3,643,770.53            | 12,230,247.63            | 6,642.91                | 12,236,890.54            |
| 544                                      | Pollution Liability Insurance Program Trust                   | 30,899,539.32             | (7,195,509.27)           | 537,008.62              | 23,167,021.43            | 10,000.00               | 23,177,021.43            |
| 545                                      | Heating Oil Pollution Liability Trust                         | 141,291.02                | 10,150.00                | 12,672.85               | 138,768.17               | \$ .....                | 138,768.17               |
| 788                                      | Advanced College Tuition Payment Program                      | 2,888,740.02              | 39,549,686.64            | 17,457,995.39           | 24,980,431.27            | 10,596,372.10           | 35,576,803.37            |
| <b>TOTAL ENTERPRISE FUNDS</b>            |   | <b>\$ 56,344,904.73</b>   | <b>\$ 46,507,239.33</b>  | <b>\$ 33,253,892.17</b> | <b>\$ 69,598,251.89</b>  | <b>\$ 10,802,151.95</b> | <b>\$ 80,400,403.84</b>  |
| <b>INTERNAL SERVICE FUNDS</b>            |   |                           |                          |                         |                          |                         |                          |
| 12V                                      | PEBB Medical Benefits Admin                                   | \$ .....                  | \$ .....                 | \$ .....                | \$ .....                 | \$ .....                | \$ .....                 |
| 411                                      | Natural Resources Equipment                                   | 4,548,994.10              | (468,010.05)             | (1,644,398.37)          | 5,725,382.42             | 22,556.84               | 5,747,939.26             |
| 421                                      | Education Technology Revolving                                | 2,067,704.59              | 8,000,001.14             | 1,588,615.60            | 8,479,090.13             | 99,513.60               | 8,578,603.73             |
| 422                                      | General Administration Services                               | (679,524.61)              | 21,910,325.54            | 17,549,591.96           | 3,681,208.97             | 70,763.01               | 3,751,971.98             |
| 436                                      | OFM Labor Relations Service                                   | 1,896,565.79              | 147,238.00               | 295,274.18              | 1,748,529.61             | \$ .....                | 1,748,529.61             |
| 438                                      | Uniform Dental Plan Benefits Administration                   | 517,750.51                | 526,500.00               | 511,483.50              | 532,767.01               | \$ .....                | 532,767.01               |
| 439                                      | Uniform Medical Plan Benefits Administration                  | 3,157,031.74              | 1,420,569.72             | 1,466,364.87            | 3,111,236.59             | \$ .....                | 3,111,236.59             |
| 444                                      | Fish & Wildlife Equipment                                     | 394,087.59                | 11,372.51                | (30,428.87)             | 435,888.97               | 1,173.31                | 437,062.28               |
| 453                                      | Minority and Women's Business Enterprises                     | 625,050.81                | 260,748.60               | 208,992.56              | 676,806.85               | 100.00                  | 676,906.85               |
| 458                                      | Consolidated Technology Services Revolving                    | (7,394,185.65)            | 10,203,073.85            | 13,367,029.15           | (10,558,140.95)          | 75,359.74               | (10,482,781.21)          |
| 461                                      | Shared Information Technology System Revolving                | (463,833.97)              | 162,899.42               | 372,230.17              | (673,164.72)             | \$ .....                | (673,164.72)             |
| 466                                      | Statewide Info Tech System Development Revolving              | (5,894,072.15)            | 646,698.16               | 72,249.79               | (5,319,623.78)           | \$ .....                | (5,319,623.78)           |
| 471                                      | State Patrol Nonappropriated Airplane Revolving               | 96,926.36                 | 6,069.32                 | 54,943.96               | 48,051.72                | 15,982.21               | 64,033.93                |
| 472                                      | Statewide Info Tech System Maintenance & Operations Revolving | 4,232,067.96              | 3,223,653.82             | 3,570,106.41            | 3,885,615.37             | \$ .....                | 3,885,615.37             |

# RECEIPTS AND DISBURSEMENTS FOR TREASURER'S TRUST FUNDS

|   |   | July 1, 2016              | July 2016                |                          | July 31, 2016            |                         |                          |
|---|---|---------------------------|--------------------------|--------------------------|--------------------------|-------------------------|--------------------------|
|   |   | Beginning<br>Book Balance | Plus<br>Receipts         | Less<br>Disbursements    | Ending<br>Book Balance   | Outstanding<br>Warrants | Ending<br>Cash Balance   |
| <b>INTERNAL SERVICE FUNDS (Continued)</b> |   |                           |                          |                          |                          |                         |                          |
| 546                                       | Risk Management   | \$ 2,010,304.26           | \$ 1,575,100.83          | \$ 7,358,760.63          | \$ (3,773,355.54)        | \$ 300.00               | \$ (3,773,055.54)        |
| 547                                       | Liability   | 51,989,987.80             | 401,126.96               | 20,845,953.78            | 31,545,160.98            | 533,350.41              | 32,078,511.39            |
| 721                                       | Public Employees' and Retirees' Insurance                 | 150,239,553.09            | 160,628,172.64           | 161,430,435.48           | 149,437,290.25           | 2,752,765.11            | 152,190,055.36           |
| 730                                       | Public Employees' and Retirees' Insurance Reserve         | 143,637,547.62            | 120,552.90               | .....                    | 143,758,100.52           | .....                   | 143,758,100.52           |
| 739                                       | Certificates of Participation and Other Financing - State | 543,517.06                | 73,269,280.76            | 73,361,967.39            | 450,830.43               | .....                   | 450,830.43               |
| <b>TOTAL INTERNAL SERVICE FUNDS</b>       |   | <b>\$ 351,525,472.90</b>  | <b>\$ 282,045,374.12</b> | <b>\$ 300,379,172.19</b> | <b>\$ 333,191,674.83</b> | <b>\$ 3,571,864.23</b>  | <b>\$ 336,763,539.06</b> |
| <b>PRIVATE PURPOSE FUNDS</b>              |   |                           |                          |                          |                          |                         |                          |
| 196                                       | Unclaimed Personal Property                               | \$ 904,503.74             | \$ 6,606,309.94          | \$ 6,698,204.60          | \$ 812,609.08            | \$ 5,315,076.61         | \$ 6,127,685.69          |
| 738                                       | Department of Social and Health Services Trust            | 53,654.52                 | .....                    | .....                    | 53,654.52                | .....                   | 53,654.52                |
| 799                                       | WA Achieving a Better Life Experience Program             | .....                     | .....                    | .....                    | .....                    | .....                   | .....                    |
| <b>TOTAL PRIVATE PURPOSE FUNDS</b>        |   | <b>\$ 958,158.26</b>      | <b>\$ 6,606,309.94</b>   | <b>\$ 6,698,204.60</b>   | <b>\$ 866,263.60</b>     | <b>\$ 5,315,076.61</b>  | <b>\$ 6,181,340.21</b>   |
| <b>PENSION TRUST FUNDS</b>                |   |                           |                          |                          |                          |                         |                          |
| 838                                       | LEOFF Retirement System Benefits Improvement              | \$ .....                  | \$ .....                 | \$ .....                 | \$ .....                 | \$ .....                | \$ .....                 |
| <b>TOTAL PENSION TRUST FUNDS</b>          |   | <b>\$ .....</b>           | <b>\$ .....</b>          | <b>\$ .....</b>          | <b>\$ .....</b>          | <b>\$ .....</b>         | <b>\$ .....</b>          |
| <b>AGENCY FUNDS</b>                       |   |                           |                          |                          |                          |                         |                          |
| 16C                                       | Real Estate/Property Tax Admin Assistance                 | \$ 69,960.00              | \$ 63,247.50             | \$ 69,960.00             | \$ 63,247.50             | \$ .....                | \$ 63,247.50             |
| 17A                                       | County Enhanced 911 Excise Tax                            | 5,889,614.31              | 5,780,489.86             | 5,891,997.46             | 5,778,106.71             | .....                   | 5,778,106.71             |
| 525                                       | Washington State Combined Fund Drive                      | 924,330.41                | 302,004.56               | 887,475.74               | 338,859.23               | 137,094.27              | 475,953.50               |
| 660                                       | Natural Resources Deposit                                 | 14,656,958.21             | 24,016,248.80            | 23,099,074.21            | 15,574,132.80            | 557,353.76              | 16,131,486.56            |
| 734                                       | Centennial Document Preservation and Modernization        | 3,207,395.92              | 316,663.80               | 3,207,395.92             | 316,663.80               | .....                   | 316,663.80               |
| 737                                       | High Occupancy Vehicle                                    | .....                     | .....                    | .....                    | .....                    | .....                   | .....                    |
| 757                                       | Maritime Historic Restoration and Preservation            | 17,886.97                 | 3,002.83                 | 17,886.97                | 3,002.83                 | .....                   | 3,002.83                 |
| 797                                       | Local Tourism Promotion                                   | 1,194,122.37              | 1,354,349.04             | 1,204,885.67             | 1,343,585.74             | .....                   | 1,343,585.74             |
| <b>TOTAL AGENCY FUNDS</b>                 |   | <b>\$ 25,960,268.19</b>   | <b>\$ 31,836,006.39</b>  | <b>\$ 34,378,675.97</b>  | <b>\$ 23,417,598.61</b>  | <b>\$ 694,448.03</b>    | <b>\$ 24,112,046.64</b>  |
| <b>TOTAL TREASURER'S TRUST FUNDS</b>      |   | <b>\$ 726,304,861.22</b>  | <b>\$ 502,568,945.86</b> | <b>\$ 479,574,325.88</b> | <b>\$ 749,299,481.20</b> | <b>\$ 22,813,202.62</b> | <b>\$ 772,112,683.82</b> |

# INVESTMENT STATEMENT & INVESTMENT INTEREST INCOME AND CAPITAL GAINS

## INVESTMENT STATEMENT

| Fund / Account                                | July 1, 2016                | Purchased                   | Maturities & Sales          | Amortization           | July 31, 2016               |
|---|-----------------------------|-----------------------------|-----------------------------|------------------------|-----------------------------|
| <b>Treasury &amp; Treasurer's Trust</b>       |                             |                             |                             |                        |                             |
| Investments (trade date basis)                | \$ 6,224,674,591.86         | \$ 3,215,206,959.63         | \$ 3,501,960,760.01         | \$ (64,722.80)         | \$ 5,937,856,068.68         |
| Reverse Repurchase Agreements                 | .....                       | .....                       | .....                       | .....                  | .....                       |
| Purchased Accrued Interest                    | 431,972.26                  | 767,131.33                  | 206,276.69                  | .....                  | 992,826.90                  |
| <b>Total Treasury &amp; Treasurer's Trust</b> | <b>\$ 6,225,106,564.12</b>  | <b>\$ 3,215,974,090.96</b>  | <b>\$ 3,502,167,036.70</b>  | <b>\$ (64,722.80)</b>  | <b>\$ 5,938,848,895.58</b>  |
| <b>Local Government Investment Pool</b>       |                             |                             |                             |                        |                             |
| Investments (trade date basis)                | \$ 12,931,279,411.30        | \$ 35,423,539,664.55        | \$ 36,175,462,924.78        | \$ 1,886,048.14        | \$ 12,181,242,199.21        |
| Reverse Repurchase Agreements                 | .....                       | .....                       | .....                       | .....                  | .....                       |
| Purchased Accrued Interest                    | 165,968.84                  | 21,250.00                   | 150,274.30                  | .....                  | 36,944.54                   |
| <b>Total Local Government Investment Pool</b> | <b>\$ 12,931,445,380.14</b> | <b>\$ 35,423,560,914.55</b> | <b>\$ 36,175,613,199.08</b> | <b>\$ 1,886,048.14</b> | <b>\$ 12,181,279,143.75</b> |
| <b>Total All Accounts</b>                     | <b>\$ 19,156,551,944.26</b> | <b>\$ 38,639,535,005.51</b> | <b>\$ 39,677,780,235.78</b> | <b>\$ 1,821,325.34</b> | <b>\$ 18,120,128,039.33</b> |

## INVESTMENT INTEREST INCOME AND CAPITAL GAINS CURRENT MONTH AND FISCAL YEAR TO DATE COMPARISON

| Fund / Account                                | July 2016               | July 2015              | Fiscal Year 2017        | Fiscal Year 2016       |
|---|-------------------------|------------------------|-------------------------|------------------------|
| <b>Treasury &amp; Treasurer's Trust</b>       |                         |                        |                         |                        |
| Cash  | \$ 2,763,606.55         | \$ 2,497,345.72        | \$ 2,763,606.55         | \$ 2,497,345.72        |
| Custody Bank Fees                             | (4,615.89)              | (4,615.74)             | (4,615.89)              | (4,615.74)             |
| Other Bank Fees                               | (10,006.31)             | (9,406.26)             | (10,006.31)             | (9,406.26)             |
| Amortization                                  | (64,722.80)             | 571,173.86             | (64,722.80)             | 571,173.86             |
| Accrued Interest                              | 1,489,514.83            | 675,761.84             | 1,489,514.83            | 675,761.84             |
| Gains and Losses                              | 3,175,583.08            | 179,361.62             | 3,175,583.08            | 179,361.62             |
| <b>Total Treasury &amp; Treasurer's Trust</b> | <b>\$ 7,349,359.46</b>  | <b>\$ 3,909,621.04</b> | <b>\$ 7,349,359.46</b>  | <b>\$ 3,909,621.04</b> |
| <b>Local Government Investment Pool</b>       |                         |                        |                         |                        |
| Cash  | \$ 2,733,947.14         | \$ 777,555.75          | \$ 2,733,947.14         | \$ 777,555.75          |
| Amortization                                  | 1,886,048.14            | 497,738.83             | 1,886,048.14            | 497,738.83             |
| Accrued Interest                              | 38,759.65               | (109,509.44)           | 38,759.65               | (109,509.44)           |
| Gains and Losses                              | 452,296.77              | 107,924.87             | 452,296.77              | 107,924.87             |
| <b>Total Local Government Investment Pool</b> | <b>\$ 5,111,051.70</b>  | <b>\$ 1,273,710.01</b> | <b>\$ 5,111,051.70</b>  | <b>\$ 1,273,710.01</b> |
| <b>Total All Accounts</b>                     | <b>\$ 12,460,411.16</b> | <b>\$ 5,183,331.05</b> | <b>\$ 12,460,411.16</b> | <b>\$ 5,183,331.05</b> |

JAMES L. McINTIRE  
STATE TREASURER  
PO BOX 40200  
OLYMPIA WA 98504-0200

---

