



Washington State Treasurer's Monthly Report

July 2017




DUANE A. DAVIDSON
State Treasurer

In accordance with the Americans with Disabilities Act, this publication will be made available in alternate formats upon request to the Office of the State Treasurer, Legislative Building, 2nd Floor, Olympia, Washington 98504-0200, telephone (360) 902-9000, fax (360) 902-9037 or TTY Users Call: 7-1-1.
Web Site: <http://tre.wa.gov>.

TABLE OF CONTENTS

TABLE OF CONTENTS

	<i>Page</i>
State Treasurer's Letter	1
Investment Income Distributions.....	2
General Fund	5
Treasury, Treasurer's Trust and Local Governments Investment Pool Flow Chart.....	6
Treasury, Treasurer's Trust, Treasury and Treasurer's Trust Charts.....	7
General Fund and Local Governments Investment Pool Charts	8
Receipts and Disbursements for Treasury Funds	9
Receipts and Disbursements for Treasurer's Trust Funds	19
Investment Statement & Investment Interest Income and Capital Gains	26



Duane A. Davidson,
State Treasurer

State of Washington
Office of the Treasurer
Legislative Building
P.O. Box 40200
Olympia, Washington 98504-0200

(360) 902-9000 • TTY 7-1-1
FAX (360) 902-9037
Home Page <http://tre.wa.gov>

Fellow Washingtonians,

I am pleased to report on the operations of the Office of the State Treasurer for the month of July 2017. At the close of the month, the Treasury & Treasurer's Trust book balance was \$5.9 billion with investment earnings distributed for the month of \$6.2 million.

In the month of July each year, my office reports on the previous fiscal year. During fiscal year 2017, the temporary surplus balances of the 315 treasury funds and 213 trust funds are invested on a daily basis by the State Treasurer and credited to the Treasury Income Account. The State Treasurer distributes the balance of the Treasury Income Account to participating accounts. The amount distributed to each account is based on specific statutory provisions and the ratio of its average daily cash balance to the respective total average daily cash balances of the treasury and treasurer's trust funds.

Total income for fiscal year 2017 of \$55,612,887.99 was distributed to participating treasury funds and \$5,640,385.81 was distributed to participating treasurer's trust funds.

Sincerely,

A handwritten signature in black ink that reads "Duane A. Davidson".

Duane A. Davidson
Washington State Treasurer

INVESTMENT INCOME DISTRIBUTIONS

Investment Income – Treasury Funds and Accounts

Fund / Account	Amount Distributed	Fund / Account	Amount Distributed
001 General (See Summary of Distributions on page 3).....	\$ 13,867,867.94	106 Highway Safety.....	\$. 318,598.38
01T Local Leasehold Excise Tax	18,393.58	108 Motor Vehicle.....	1,703,144.76
027 Reclamation.....	26,385.12	109 Puget Sound Ferry Operations.....	241,015.11
02M Essential Rail Assistance.....	4,046.31	11B Regional Mobility Grant Program	294,555.82
03L County Criminal Justice Assistance.....	36,086.06	11E Freight Mobility Multimodal	74,791.82
03M Municipal Criminal Justice Assistance.....	10,533.00	110 Special Wildlife	34,864.46
031 State Investment Board Expense.....	28,525.05	113 Common School Construction.....	745,120.25
034 Local Sales and Use Tax.....	(.01)	12T Traumatic Brain Injury	10,981.88
036 Capitol Building Construction.....	(12,267.12)	125 Site Closure.....	199,749.39
039 Aeronautics	9,279.30	14B Budget Stabilization.....	4,207,036.46
04B Natural Resources Real Property Replacement.....	35,411.68	144 Transportation Improvement.....	338,564.52
04L Public Health Services.....	.05	15H Cleanup Settlement.....	368,788.47
04R Drinking Water Assistance.....	131,049.04	15P Energy Recovery Act.....	50,842.71
041 Resource Management Cost.....	165,661.01	150 Low-Income Weatherization Assistance.....	17,024.38
042 Charitable, Educational, Penal, and Reformatory Institutions	43,890.35	153 Rural Mobility Grant Program.....	28,476.18
05R Drinking Water Assistance Administrative.....	37,463.60	16J SR 520 Corridor.....	902,461.29
056 State Higher Education Construction	16.44	16P Marine Resources Stewardship Trust.....	3,120.93
058 Public Works Assistance.....	277,444.98	16W Hospital Safety Net Assessment.....	604,046.47
06G Real Estate Appraiser Commission.....	3,515.51	17P SR520 Civil Penalties.....	53,190.55
061 Eastern Washington University Capital Projects.....	28,220.91	186 County Arterial Preservation	7,044.42
062 Washington State University Building.....	4,340.69	18B Columbia River Basin Tax Bond Water Supply Development..	19,432.17
063 Central Washington University Capital Projects.....	22,268.01	18J Capital Vessel Replacement.....	43,370.58
064 University of Washington Building.....	71,984.96	20H Connecting Washington.....	2,184,362.97
065 Western Washington University Capital Projects	30,491.25	20J Electric Vehicle Charging Infrastructure	7,067.43
066 The Evergreen State College Capital Projects.....	18,285.89	20T PLIA Underground Storage Tank Revolving.....	30,262.98
08A Education Legacy Trust	945,636.41	201 Department of Licensing Services	9,042.85
08M Small City Pavement and Sidewalk	16,458.73	204 Volunteer Fire Fighters' & Reserve Officers' Administrative ...	15,471.75
080 Grade Crossing Protective.....	1,954.48	215 Special Category C	24,097.04
081 State Patrol Highway.....	279,076.85	218 Multimodal Transportation	723,763.44
082 Motorcycle Safety Education	15,285.67	253 Education Construction.....	24,365.85
087 Park Land Trust Revolving	14,778.12	296 Columbia River Basin Water Supply Rev Recovery.....	20,150.64
09E Freight Mobility Investment.....	73,759.20	303 Highway Bond Retirement	879,967.51
09F High-Occupancy Toll Lanes Operations	26,974.88	304 Ferry Bond Retirement	55,938.91
09H Transportation Partnership.....	1,939,320.52	305 Transportation Improvement Board Bond Retirement.....	26,684.07
094 Transportation Infrastructure.....	49,596.12	319 Public Health Supplemental.....	15,568.24
096 Highway Infrastructure	7,780.92	347 Washington State University Bond Retirement	71,257.87
097 Recreational Vehicle.....	19,365.59	348 University of Washington Bond Retirement.....	88,209.22
099 Puget Sound Capital Construction.....	89,856.86	389 Toll Facility Bond Retirement	117,862.62
10P Columbia River Basin Water Supply	73,588.40	404 State Treasurer's Service	19,499,639.32
10R Energy Freedom.....	800.02	410 Transportation Equipment	101,277.04
102 Rural Arterial Trust.....	120,525.47	500 Perpetual Surveillance and Maintenance	321,842.19
104 State Wildlife.....	164,921.13	507 Oyster Reserve Land.....	3,274.98

(Investment Income continued on page 3)

INVESTMENT INCOME DISTRIBUTIONS

(Investment Income continued)

Investment Income – Treasury Funds and Accounts (Continued)

Fund / Account	Amount Distributed
511 Tacoma Narrows Toll Bridge.....	170,242.83
548 LEOFF System Plan 2 Expense	702.11
549 Election	26,451.51
550 Transportation 2003	11,503.80
562 Skilled Nursing Facility Safety Net Trust.....	25,981.16
564 Water Pollution Control Revolving Administration.....	21,476.29
565 Yakima Integrated Plan Implementation Revenue Recovery....	3.58
566 Community Forest Trust.....	401.17
571 Multiuse Roadway Safety.....	974.45
595 I-405 Express Toll Lanes Operations.....	146,056.78
600 Department of Retirement Systems Expense	55,877.44
603 Millersylvania Park Trust	38.29
609 Medical Aid	52,530.16
614 Volunteer Firefighters' Relief and Pension Principal.....	121,377.85
615 State Patrol – Plan 1	3,069.00
616 Judges' Retirement	4,903.01
630 State Patrol - Plan 2	2,720.08
631 Public Employees' Retirement System Plan 1	26,552.93
632 Teachers' Retirement System Plan 1	18,783.71
633 School Employees' Retirement System Combined Plan 2 & 3 ..	25,998.04
635 Public Safety Employees' Retirement System Plan 2	2,746.12
641 Public Employees' Retirement System Combined Plan 2 & 3 ..	58,169.78
642 Teachers' Retirement System Combined Plan 2 and 3.....	52,477.62
689 Rural Washington Loan	61,610.75
722 Deferred Compensation Principal	13,285.73
727 Water Pollution Control Revolving.....	1,183,495.03
729 Judicial Retirement Principal	99.10
768 Local Real Estate Excise Tax	10.98
785 State Educational Trust Fund	41,935.42
818 Youth Athletic Facility	1,317.10
819 LEOFFS Plan 1 Retirement.....	5,228.11
825 Tobacco Settlement.....	24,264.63
828 Tobacco Prevention and Control.....	11,435.12
829 LEOFFS Plan 2 Retirement.....	14,578.10
851 Development Disabilities Community Trust.....	2,697.45
865 State Investment Board Commingled Trust	11.46
881 Supplemental Pension	18,030.54
882 Washington Judicial Retirement System.....	58,414.65
887 Public Facilities Construction Loan Revolving.....	151,991.12
888 Deferred Compensation Administrative	8,158.05
893 Radiation Perpetual Maintenance.....	2,386.05
Total Treasury Investment Income,	
Fiscal Year 2017	<u>\$ 55,612,887.99</u>

Summary of Distributions Investment Income to General Fund

The Treasurer distributes the amount credited to the Treasury Income Account at the end of each month. The General Fund is credited with its share of the total income

earned from the General Fund balance in addition to all or a portion of the investment income from certain other Treasury accounts.

Following is a summary of the transactions relating to investment income and the General Fund during Fiscal Year 2017.

Treasury Investment Income Received on the	
General Fund Balance	\$ 5,374,249.30
Treasury Investment Income from Certain Accounts	8,493,618.64
Total Treasury Investment Income to the General Fund	<u>\$ 13,867,867.94</u>

Investment Income – Treasurer's Trust Funds and Accounts

Fund / Account	Amount Distributed
001 General	\$ 2,409,426.92
025 Pilotage	9,320.03
03K Industrial Insurance Premium Refund.....	31,267.70
07E Contract Harvesting Revolving.....	63,119.82
07N Produce Railcar Pool.....	646.02
07T Commemorative Works.....	23.05
08B Foster Care Endowed Scholarship Trust.....	108.99
08E Individual Development Account Program.....	44.27
09K Life Sciences Discovery	44,149.10
126 Agricultural Local.....	113,215.94
128 Grain Inspection Revolving.....	56,038.25
12N Get Ready For Math & Science Scholarship.....	81.76
131 Fair.....	11,167.55
133 Children's Trust.....	3,642.56
14E Washington State Heritage Center	12,005.53
14F Family Leave Insurance.....	2,779.23
14W Reduced Cigarette Ignition Propensity	3,333.43
16L Accessible Communities	3,431.70
16R Multiagency Permitting Team.....	653.20
169 Horse Racing Commission Operating.....	7,398.88
17A County Enhanced 911 Excise Tax	50,987.93
18K 24/7 Sobriety.....	91.97
19B School for the Blind.....	6,665.40
19H Center for Childhood Deafness and Hearing Loss.....	3,361.79
195 Energy.....	55.65
205 Mobile Home Park Relocation.....	12,158.45
21C Washington Sexual Assault Kit.....	19,736.32
283 Juvenile Accountability Incentive.....	581.68
485 Horse Racing Commission Washington Bred Owners' Bonus	1,674.58
495 Toll Collection	102,313.55

(Investment Income continued on page 4)

INVESTMENT INCOME DISTRIBUTIONS

(Investment Income continued)

Investment Income – Treasurer’s Trust Funds and Accounts (Continued)

Fund / Account	Amount Distributed
496 Future Teachers Conditional Scholarship.....	\$ 20,775.02
497 Horse Racing Commission Class C Purse Fund.....	372.22
503 Tuition Recovery.....	22,924.16
516 Fruit and Vegetable Inspection	54,538.01
525 Washington State Combined Fund Drive.....	6,409.13
561 Community Technical College Innovation.....	82,389.08
646 Higher Education Retirement Plan Supplemental Benefit.....	509.91
660 Natural Resources Deposit	190,160.55
687 Rural Rehabilitation	1,682.31
688 Federal Local Rail Service Assistance	638.40
721 Public Employees’ and Retirees’ Insurance	986,760.87
730 Public Employees’ and Retirees’ Insurance Reserve.....	1,076,856.59
731 Child Care Facility Revolving.....	9,365.87
784 Miscellaneous Transportation Programs	(227,371.77)
788 Advanced College Tuition Payment Program	98,886.29
789 Advanced Environment Mitigation Revolving.....	4,889.12
797 Local Tourism Promotion	8,639.51
816 Stadium and Exhibition Center	236,385.75
833 Developmental Disabilities Endowment Trust.....	15,032.64
837 Washington’s Promise Scholarship.....	.12
842 American Indian Scholarship Endowment	2,093.20
852 Foster Care Scholarship Endowment	25.70
878 Federal Forest Revolving	463.66
880 Advance Right-of-Way Revolving.....	<u>78,478.22</u>
Total Treasurer’s Trust Investment Income,	
Fiscal Year 2017	\$ <u>5,640,385.81</u>

GENERAL FUND

GENERAL FUND CURRENT MONTH AND FISCAL YEAR TO DATE COMPARISON (In Millions)

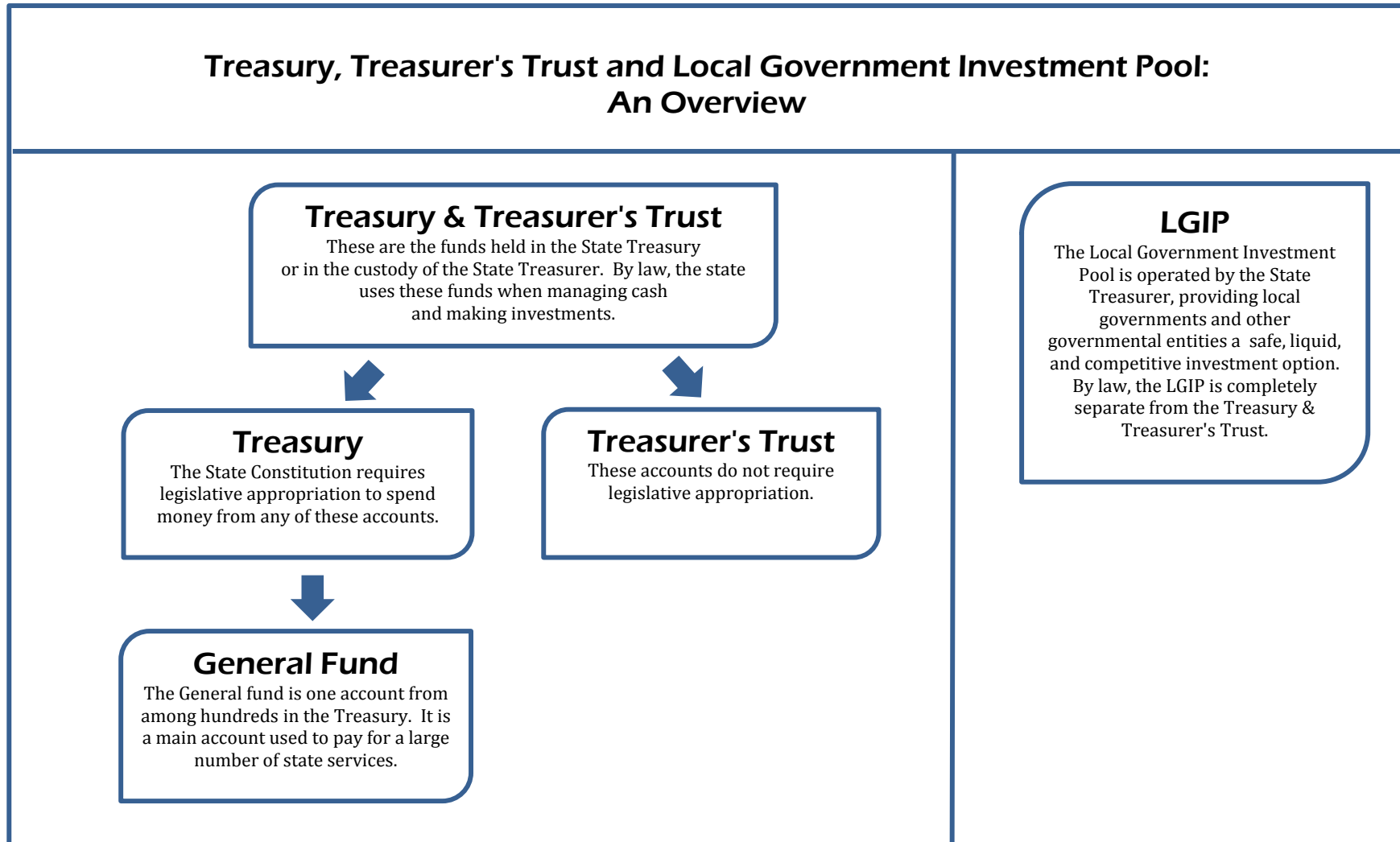
	Month of July		Fiscal Year to Date	
	2017	2016	2018	2017
Beginning Book Balance	\$ 863.390	\$ 1,614.932	\$ 863.390	\$ 1,614.932
Cash Revenue	2,483.374	2,304.817	2,483.374	2,304.817
Other Cash Receipts	1,162.883	1,185.423	1,162.883	1,185.423
Total Cash Receipts	<u>\$ 3,646.257</u>	<u>\$ 3,490.240</u>	<u>\$ 3,646.257</u>	<u>\$ 3,490.240</u>
Total Cash Disbursements	<u>\$ 4,274.509</u>	<u>\$ 4,207.207</u>	<u>\$ 4,274.509</u>	<u>\$ 4,207.207</u>
Ending Book Balance	<u>\$ 235.138</u>	<u>\$ 897.965</u>	<u>\$ 235.138</u>	<u>\$ 897.965</u>
Cash Revenue				
Bond Retirement & Interest	\$ (0.158)	\$ (0.155)	\$ (0.158)	\$ (0.155)
Secretary of State	2.581	2.692	2.581	2.692
Department of Revenue:				
Retail Sales Tax	832.298	759.375	832.298	759.375
Business & Occupation Tax	350.822	328.558	350.822	328.558
Compensating Tax	58.161	57.869	58.161	57.869
Cigarette Tax	3.213	31.039	3.213	31.039
Public Utility Tax	31.883	31.873	31.883	31.873
Various Other Revenue	32.933	45.885	32.933	45.885
Insurance Commission	5.583	6.008	5.583	6.008
Liquor and Cannabis Board	0.111	3.103	0.111	3.103
Department of Licensing:				
Excise Tax – Other	0.017	0.013	0.017	0.013
Various Other Revenue	2.988	2.930	2.988	2.930
Department of Social & Health Services	13.225	7.847	13.225	7.847
Universities & Colleges	0.000	0.000	0.000	0.000
Treasurer's Transfers	(39.361)	(50.384)	(39.361)	(50.384)
Counties:				
Property Tax	13.081	11.542	13.081	11.542
Real Estate Excise Tax	159.610	104.894	159.610	104.894
Various Other Revenue	4.821	4.567	4.821	4.567
Federal Grants-In-Aid (All Agencies)	834.533	840.144	834.533	840.144
Revenues Distributed to Local Governments	(0.273)	(0.268)	(0.273)	(0.268)
Other Agencies' Cash Revenue	177.306	117.285	177.306	117.285
Total Cash Revenue	<u>\$ 2,483.374</u>	<u>\$ 2,304.817</u>	<u>\$ 2,483.374</u>	<u>\$ 2,304.817</u>

Source: Agency Financial Reporting System (AFRS).

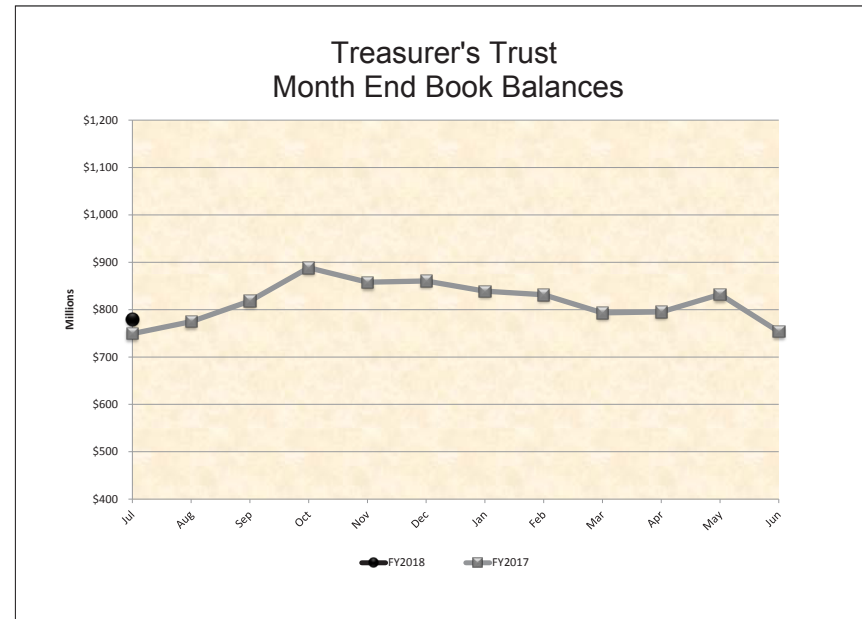
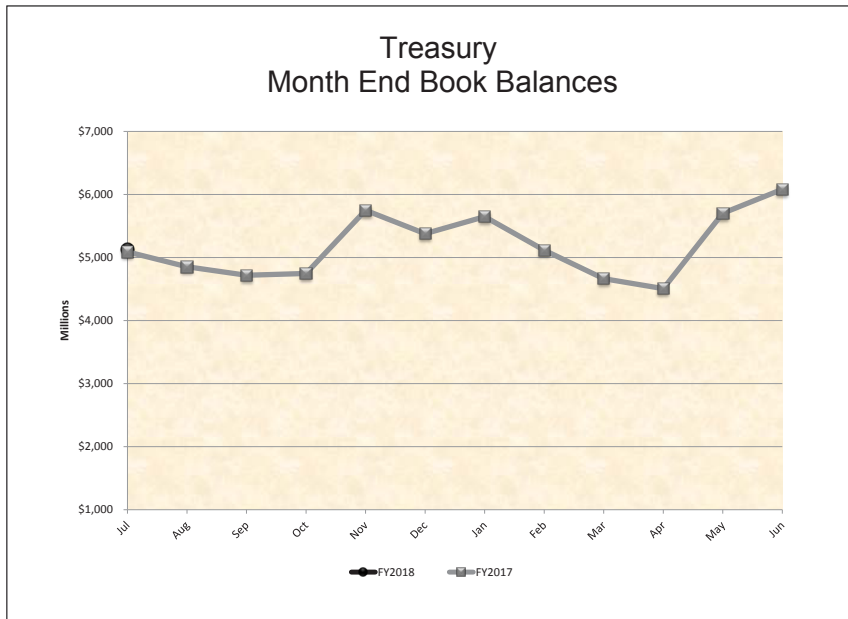
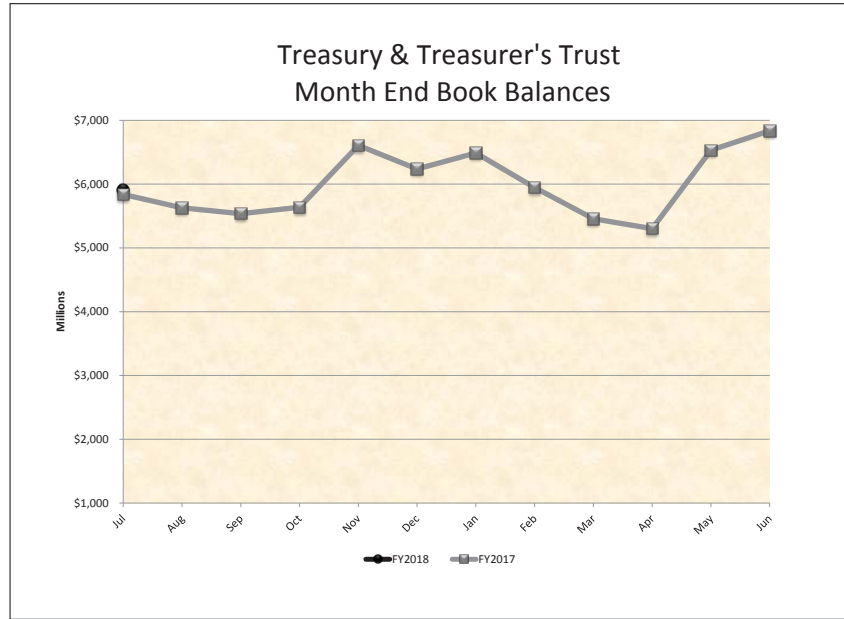
TREASURY, TREASURER'S TRUST AND LGIP FLOW CHART

The State Treasurer is charged with the cash management of public funds, which includes two categories of state funds and accounts: (1) funds and accounts located in the state treasury, which are subject to legislative appropriation; and (2) Treasurer's trust funds, which are accounts placed in the custody of the State Treasurer, and not typically subject to legislative appropriation. Funds within these accounts are comingled for investment and cash management purposes.

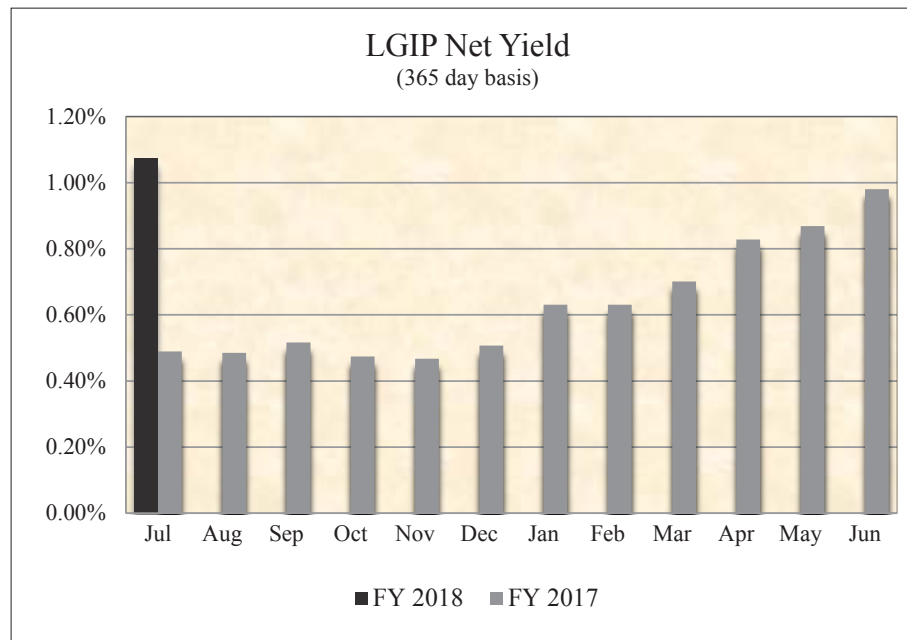
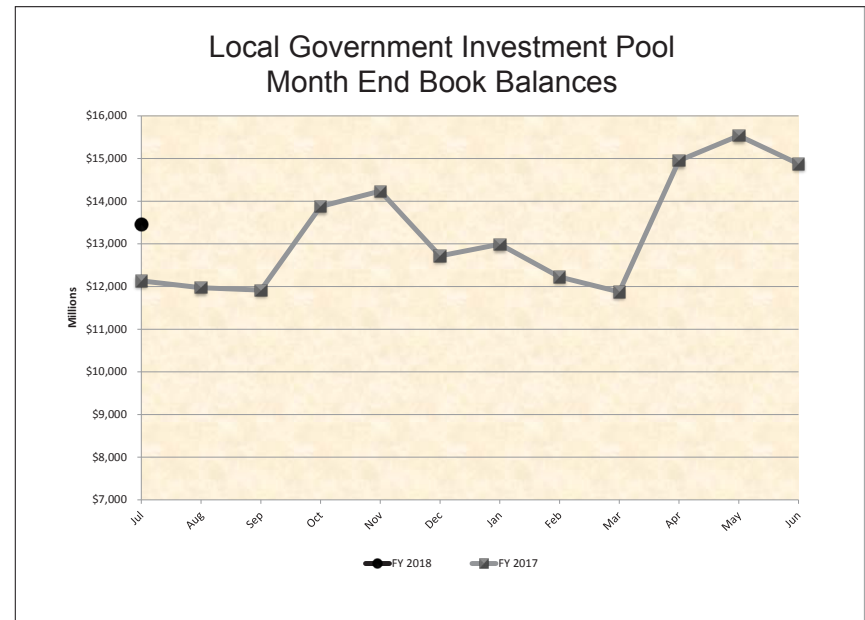
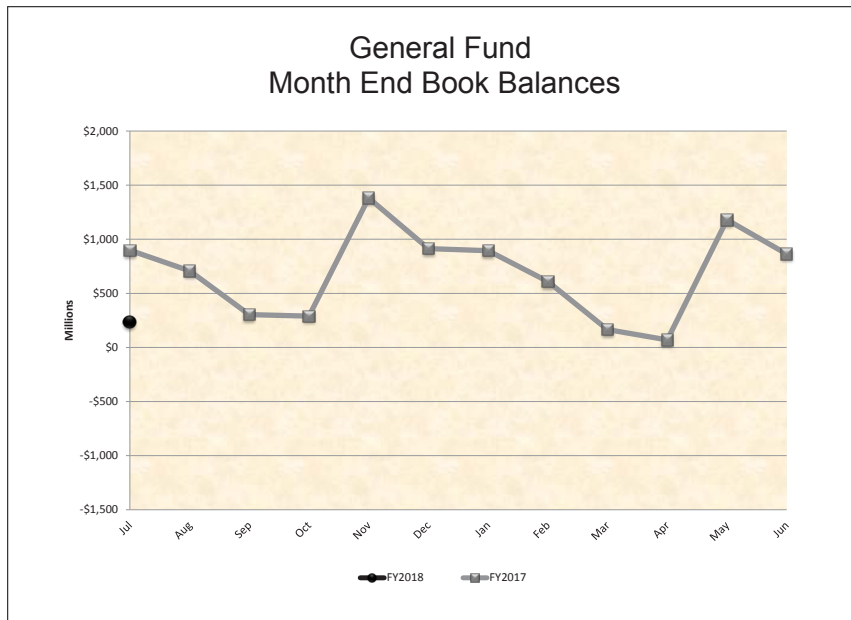
This flow chart describes the structure of the Treasury and Treasurer's Trust Accounts. Month end balances of these accounts are shown on pages 7 and 8.



TREASURY & TREASURER'S TRUST AND TREASURY AND TREASURER'S TRUST CHART



GENERAL FUND AND LOCAL GOVERNMENT INVESTMENT POOL CHARTS



RECEIPTS AND DISBURSEMENTS FOR TREASURY FUNDS

	July 1, 2017		July 2017		July 31, 2017		
	Beginning Book Balance		Plus Receipts	Less Disbursements	Ending Book Balance	Outstanding Warrants	Ending Cash Balance
GENERAL FUND							
001 General	\$ 863,390,164.51	\$	3,646,257,371.65	\$ 4,274,509,250.91	\$ 235,138,285.25	\$ 36,939,166.76	\$ 272,077,452.01
018 Millersylvania Park Current	5,210.50				5,210.50		5,210.50
01E Geothermal	16,418.57				16,418.57		16,418.57
01N Institutional Impact	19,144.72				19,144.72		19,144.72
02P Flood Control Assistance	717,935.23		1,975,288.22	34,489.86	2,658,733.59		2,658,733.59
031 State Investment Board Expense	3,765,091.87		2,179,305.82	1,859,460.11	4,084,937.58	9,791.57	4,094,729.15
032 State Emergency Water Projects Revolving	221,616.92				221,616.92		221,616.92
03A Excess Earnings							
03L County Criminal Justice Assistance	1,449,500.49		11,799,979.44	11,699,828.10	1,549,651.83	298.67	1,549,950.50
03M Municipal Criminal Justice Assistance	(138,401.07)		4,681,130.17	4,869,969.18	(327,240.08)	119.45	(327,120.63)
04L Public Health Services	6.22		0.01		6.23		6.23
051 State and Local Improvements Revolving	26,744.33				26,744.33		26,744.33
055 State & Local Improve Revolving (Waste Disp Facilities, 1980)	2,639.01				2,639.01		2,639.01
05C Criminal Justice Treatment	2,848,901.78		2,543,094.35	28,367.40	5,363,628.73		5,363,628.73
05M Tourism Development and Promotion							
070 Outdoor Recreation			339,262.46	824,535.58	(485,273.12)		(485,273.12)
072 State & Local Improve Revolving (Water Supply Facilities)	704,831.14		5,621.15	16,352.11	694,100.18	1,014.27	695,114.45
09C Farm and Forest	1,063,697.76			22,600.82	1,041,096.94		1,041,096.94
09G Riparian Protection				21,812.93	(21,812.93)		(21,812.93)
09R Economic Development Strategic Reserve	4,479,205.61		25,665.16	3,143,248.13	1,361,622.64	43.62	1,361,666.26
10K Veterans Innovation Program	103,740.40				103,740.40		103,740.40
10P Columbia River Basin Water Supply Development	8,063,174.85		16,032.72	123,929.60	7,955,277.97		7,955,277.97
10R Energy Freedom	201,929.73		171.95		202,101.68		202,101.68
10T Hood Canal Aquatic Rehabilitation Bond							
11F Reinvesting in Youth	5.98				5.98		5.98
11N Heritage Barn Preservation							
11W Water Quality Capital	34,227.10				34,227.10		34,227.10
125 Site Closure	28,489,956.30		1,120,316.58	2,609.13	29,607,663.75	424.00	29,608,087.75
12B Green Energy Incentive							
12J Boating Activities	10,000.00				10,000.00		10,000.00
12K Puget Sound Scientific Research							
12R Independent Youth Housing							
12W Veterans Conservation Corps							
14B Budget Stabilization	1,709,018,154.83		(14,520,883.60)	6,384,333.41	1,688,112,937.82	183,168.00	1,688,296,105.82
14C Puget Sound Recovery							
14H Community Preservation & Development Auth	8,750.00				8,750.00		8,750.00
14L Streamlined Sales & Use Tax Mitigation	2,819,800.16		11,171,000.00		13,990,800.16		13,990,800.16
15C WA Community Tech Opportunity							
15F Local Public Safety Enhancement							
15J Building Communities							

RECEIPTS AND DISBURSEMENTS FOR TREASURY FUNDS

	July 1, 2017		July 2017		July 31, 2017		
	Beginning Book Balance		Plus Receipts	Less Disbursements	Ending Book Balance	Outstanding Warrants	Ending Cash Balance
GENERAL FUND (Continued)							
15K Columbia River Water Delivery	\$ 16,173.66		\$ 6,664,131.00	\$ 6,664,131.00	\$ 16,173.66		\$ 16,173.66
15R Evergreen Job Training							
16V Water Rights Processing	63,653.58		112.32		63,765.90		63,765.90
177 Judicial Retirement Administrative							
17C Opportunity Express Account	62,171.42				62,171.42		62,171.42
17E State Efficiency and Restructuring							
17F Washington Opportunity Pathways	9,480,115.22		46,371.27	5,041,826.92	4,484,659.57		4,484,659.57
17K Basic Health Plan Stabilization							
18H Opportunity Expansion	326.64				326.64		326.64
18T Child and Family Reinvestment	7,218,960.64				7,218,960.64		7,218,960.64
19K Yakima Integrated Plan Implementation							
19L Charter Schools Oversight	236,976.30		60,643.61	89,957.51	207,662.40	11.24	207,673.64
19N Diesel Idle Reduction							
20C Yakima Integrated Plan Implementation Taxable Bond							
20F Invest in Washington							
20S Behavioral Health Innovation	4,359,118.12			76,750.88	4,282,367.24		4,282,367.24
21B Chehalis Basin							
21D Dairy Nutrient Infrastructure							
21P Sexual Assault Prevention and Response							
21R Child Welfare System Improvement							
22C Early Learning Facilities Revolving							
22D Early Learning Facilities Development							
244 Habitat Conservation	4,623,713.40			77,719.11	4,545,994.29		4,545,994.29
253 Education Construction	1,548,800.33		(47,339.12)	306,091.00	1,195,370.21		1,195,370.21
285 Growth Management Planning and Environmental Review							
291 Education Savings							
355 State Taxable Building Construction	21,601,422.27		198.20	1,071,865.10	20,529,755.37		20,529,755.37
359 School Constr & Skill Ctrs Bldg	7,282.35				7,282.35		7,282.35
488 Special Personnel Litigation Revolving	150,000.00				150,000.00		150,000.00
489 Pension Funding Stabilization							
548 LEOFF System Plan 2 Expense	54,365.54		108,516.02	86,590.03	76,291.53		76,291.53
563 Columbia River Crossing Project							
828 Tobacco Prevention and Control	1,572,911.77		(21,981.61)		1,550,930.16		1,550,930.16
830 Agricultural College Trust Management	686,189.28		(101,416.21)	37,714.46	547,058.61	214.38	547,272.99
TOTAL GENERAL FUND	\$ 2,679,004,627.46		\$ 3,674,302,591.56	\$ 4,316,993,433.28	\$ 2,036,313,785.74	\$ 37,134,251.96	\$ 2,073,448,037.70
SPECIAL REVENUE FUNDS							
002 Hospital Data Collection	\$ 96,146.23		\$ 505.16	\$ 7,388.60	\$ 89,262.79		\$ 89,262.79
003 Architects' License	887,448.08		51,800.09	57,640.49	881,607.68	860.51	882,468.19
007 Winter Recreational Program	1,472,680.64		(1,054.22)	1,608.74	1,470,017.68		1,470,017.68

RECEIPTS AND DISBURSEMENTS FOR TREASURY FUNDS

	July 1, 2017		July 2017		July 31, 2017		
	Beginning Book Balance		Plus Receipts	Less Disbursements	Ending Book Balance	Outstanding Warrants	Ending Cash Balance
SPECIAL REVENUE FUNDS (Continued)							
014 Forest Development	\$ 10,014,756.07		\$ (822,297.32)	\$ (457,039.56)	\$ 9,649,498.31	\$ 5,399.63	\$ 9,654,897.94
01B ORV & Non-Highway Vehicle Account	1,375,080.19		188,775.92	170,117.24	1,393,738.87	6,278.90	1,400,017.77
01M Snowmobile	3,371,163.61		153,227.53	54,264.05	3,470,127.09	5,984.72	3,476,111.81
024 Professional Engineers'	1,855,304.34		157,468.00	227,567.22	1,785,205.12	1,780.37	1,786,985.49
026 Real Estate Commission	4,169,612.08		377,271.98	677,917.40	3,868,966.66	7,562.82	3,876,529.48
027 Reclamation	3,595,751.80		67,594.60	83,532.46	3,579,813.94	234.12	3,580,048.06
02A Surveys and Maps	1,118,002.75		30,891.16	56,074.43	1,092,819.48	410.73	1,093,230.21
02G Health Professions	13,761,504.11		5,178,082.66	4,446,762.88	14,492,823.89	69,903.87	14,562,727.76
02H Business Enterprises Revolving	686,142.61		93,401.63	87,341.14	692,203.10	14,482.65	706,685.75
02J Certified Public Accountants'	2,685,776.27		59,635.00	120,789.88	2,624,621.39	1,345.00	2,625,966.39
02K Death Investigations	3,475,856.33		621,000.77	284,019.46	3,812,837.64	53,493.36	3,866,331.00
02M Essential Rail Assistance	431,555.08		40,604.52	159,200.84	312,958.76	144,078.55	457,037.31
02N Parkland Acquisition	18,555.71	18,555.71	18,555.71
02R Aquatic Lands Enhancement	14,232,523.38		(1,739,678.38)	884,761.48	11,608,083.52	36,142.96	11,644,226.48
02W Timber Tax Distribution	985,942.53		5,321,344.40	196,910.88	6,110,376.05	3,086.89	6,113,462.94
030 Landowner Contingency Forest Fire Suppression	3,847,320.95		(4,186.71)	(43,028.13)	3,886,162.37	3,886,162.37
039 Aeronautics	1,111,845.80		304,126.44	660,183.58	755,788.66	53,670.22	809,458.88
03B Asbestos	675,573.07		20,342.50	50,221.88	645,693.69	131.00	645,824.69
03C Emergency Medical Services and Trauma Care System Trust	10,388,774.10		1,024,108.17	230,885.98	11,181,996.29	17,076.50	11,199,072.79
03F Enhanced 911	3,779,369.86		2,215,931.29	3,944,628.45	2,050,672.70	106,578.21	2,157,250.91
03N Business License	3,297,744.04		4,159,160.26	4,072,577.37	3,384,326.93	153,820.96	3,538,147.89
03P Fire Service Trust	431,530.92		3,278.31	13,201.10	421,608.13	5,250.00	426,858.13
03R Safe Drinking Water	2,968,280.36		35,567.78	246,586.05	2,757,262.09	912.04	2,758,174.13
041 Resource Management Cost	25,236,439.63		10,074,397.68	14,575,283.97	20,735,553.34	13,377.41	20,748,930.75
042 Charitable, Educational, Penal, and Reformatory Institutions	7,520,221.80		(29,500.76)	181,783.28	7,308,937.76	149,610.41	7,458,548.17
044 Waste Reduction, Recycling, and Litter Control	2,728,025.48		447,113.02	752,329.53	2,422,808.97	19,538.76	2,442,347.73
045 State Vehicle Parking	74,833.01		(471,759.72)	111,456.64	(508,383.35)	34.50	(508,348.85)
048 Marine Fuel Tax Refund	322,399.52	793.00	321,606.52	321,606.52
04E Uniform Commercial Code	1,822,097.06		71,275.00	197,500.00	1,695,872.06	221.81	1,696,093.87
04H Surface Mining Reclamation	785,488.78		(125,157.26)	(75,902.93)	736,234.45	736,234.45
04M Recreational Fisheries Enhancement	1,025,984.67		221,775.58	109,573.83	1,138,186.42	949.03	1,139,135.45
04R Drinking Water Assistance	1,063,016.71		8,704.93	13,715,646.19	(12,643,924.55)	184,242.12	(12,459,682.43)
04V Vehicle License Fraud	22,995.73		6,374.86	29,370.59	29,370.59
04W Waterworks Operator Certification	1,066,269.41		19,072.14	105,879.93	979,461.62	35.00	979,496.62
058 Public Works Assistance	71,935,214.92		11,724,962.89	1,777,523.61	81,882,654.20	6,747.58	81,889,401.78
05H Disaster Response	15,840,887.64		(92,552.74)	5,399,703.63	10,348,631.27	277,686.68	10,626,317.95
05R Drinking Water Assistance Administrative	5,183,008.72		5,379.64	282,629.08	4,905,759.28	4,905,759.28
05W State Drought Preparedness	2,679,557.46		7,000.00	2,686,557.46	2,686,557.46
06A Salmon Recovery	27,243.34	27,243.34	27,243.34
06G Real Estate Appraiser Commission	550,032.15		60,153.46	105,576.05	504,609.56	311.39	504,920.95

RECEIPTS AND DISBURSEMENTS FOR TREASURY FUNDS

	July 1, 2017		July 2017		July 31, 2017		
	Beginning Book Balance		Plus Receipts	Less Disbursements	Ending Book Balance	Outstanding Warrants	Ending Cash Balance
SPECIAL REVENUE FUNDS (Continued)							
06K Lead Paint	\$ 107,651.64		\$ 2,065.00	\$ 2,774.61	\$ 106,942.03	\$	\$ 106,942.03
06L Business and Professions	7,971,237.96		796,423.60	1,334,353.08	7,433,308.48	16,005.39	7,449,313.87
06R Real Estate Research	595,261.35		20,690.00	480.00	615,471.35	615,471.35
06T License Plate Technology	687,271.88		158,367.13	381,019.20	464,619.81	26.97	464,646.78
071 Warm Water Game Fish	402,095.38		169,619.74	102,962.62	468,752.50	936.89	469,689.39
07C Vessel Response	6,700.00		7,125.00	13,825.00	13,825.00
07W Domestic Violence Prevention	1,437,334.65		93,425.17	85,982.46	1,444,777.36	1,444,777.36
080 Grade Crossing Protective	97,800.45		117.09	41,968.75	55,948.79	55,948.79
081 State Patrol Highway	27,595,659.89		19,189,311.28	21,884,077.78	24,900,893.39	118,799.13	25,019,692.52
082 Motorcycle Safety Education	2,287,966.67		220,907.12	280,204.56	2,228,669.23	1,671.72	2,230,340.95
084 Building Code Council	155,347.51		67,564.99	25,680.23	197,232.27	110.78	197,343.05
086 Fire Service Training	6,817,784.12		76,102.90	1,237,755.50	5,656,131.52	409,214.90	6,065,346.42
087 Park Land Trust Revolving	2,268,108.81		160,985.23	60,852.18	2,368,241.86	70.92	2,368,312.78
08A Education Legacy Trust	55,679,398.02		16,968,470.40	4,282,239.52	68,365,628.90	7,905.74	68,373,534.64
08G Flexible Spending Administrative	2,515,773.16		430,463.05	66,870.13	2,879,366.08	2,879,366.08
08H Military Department Rental and Lease	1,603,440.41		48,384.15	37,145.83	1,614,678.73	1,658.65	1,616,337.38
08K Problem Gambling	608,439.62		43,567.73	35,810.97	616,196.38	560.00	616,756.38
08M Small City Pavement and Sidewalk	2,443,131.57		1,091,237.19	263,782.73	3,270,586.03	3,270,586.03
08R Waste Tire Removal	7,851,400.33		335,784.56	3,520.51	8,183,664.38	8,183,664.38
094 Transportation Infrastructure	7,206,251.03		2,664,000.01	202,796.68	9,667,454.36	9,667,454.36
095 Electrical License	10,728,629.79		2,107,476.34	2,105,129.60	10,730,976.53	19,336.01	10,750,312.54
096 Highway Infrastructure	1,012,108.17		895.71	2,739.30	1,010,264.58	2,739.30	1,013,003.88
097 Recreational Vehicle	2,556,414.30		86,839.98	81,356.35	2,561,897.93	8.25	2,561,906.18
099 Puget Sound Capital Construction	9,411,372.51		14,220,669.62	16,750,460.88	6,881,581.25	18,508.65	6,900,089.90
09E Freight Mobility Investment	9,298,370.30		3,007,870.62	97,352.91	12,208,888.01	12,208,888.01
09F High-Occupancy Toll Lanes Operations	4,477,890.95		2,578.59	(180,533.94)	4,661,003.48	363.90	4,661,367.38
09H Transportation Partnership	179,307,863.36		(1,263,568.63)	34,075,971.50	143,968,323.23	2,345,411.24	146,313,734.47
09M Aquatic Invasive Species Enforcement	417,461.89		56,181.89	68,117.85	405,525.93	99.60	405,625.53
09N Aquatic Invasive Species Prevention	198,426.18		80,662.51	733.85	278,354.84	59.60	278,414.44
09P City-County Assistance	40.31		1,899,891.35	282.58	1,899,649.08	250.32	1,899,899.40
09T Washington Main Street Trust Fund	75,564.12		75,564.12	75,564.12
102 Rural Arterial Trust	20,107,753.92		1,774,196.89	1,092,217.16	20,789,733.65	53.98	20,789,787.63
104 State Wildlife	23,961,546.57		5,838,895.50	8,161,251.26	21,639,190.81	256,512.24	21,895,703.05
106 Highway Safety	42,485,987.73		12,045,100.29	15,027,899.57	39,503,188.45	229,658.01	39,732,846.46
107 Liquor Excise Tax	8,663,711.91		584,045.71	6,150,050.40	3,097,707.22	3,097,707.22
108 Motor Vehicle	208,512,685.53		144,463,926.75	150,628,330.44	202,348,281.84	5,209,550.73	207,557,832.57
109 Puget Sound Ferry Operations	30,330,216.04		27,844,025.04	20,957,473.71	37,216,767.37	180,752.12	37,397,519.49
10A Aquatic Algae Control	413,875.46		66,339.56	12,784.75	467,430.27	3.00	467,433.27
10B Home Security Fund	15,350,309.40		1,835,589.20	3,564,388.03	13,621,510.57	22,377.12	13,643,887.69
10G Water Rights Tracking System	555,859.87		4,650.74	560,510.61	560,510.61

RECEIPTS AND DISBURSEMENTS FOR TREASURY FUNDS

	July 1, 2017		July 2017		July 31, 2017		
	Beginning Book Balance		Plus Receipts	Less Disbursements	Ending Book Balance	Outstanding Warrants	Ending Cash Balance
SPECIAL REVENUE FUNDS (Continued)							
110 Special Wildlife	\$ 4,986,063.45		\$ 328,768.59	\$ 145,662.41	\$ 5,169,169.63	\$ 9,007.18	\$ 5,178,176.81
111 Public Service Revolving	20,576,539.46		167,395.67	1,683,749.99	19,060,185.14	9,817.59	19,070,002.73
113 Common School Construction	116,654,184.56		(418,577.16)	7,023,295.71	109,212,311.69	1,438,893.16	110,651,204.85
116 Basic Data	43,970.00				43,970.00		43,970.00
119 Unemployment Compensation Administration	281,274.06		11,301,733.04	11,545,474.62	37,532.48	1,371,926.75	1,409,459.23
11B Regional Mobility Grant Program	45,623,279.86		34,524.10	7,621,727.49	38,036,076.47	563,124.00	38,599,200.47
11E Freight Mobility Multimodal	10,882,038.46		3,009,068.44		13,891,106.90		13,891,106.90
11H Forest and Fish Support	7,178,743.67		(25,733.66)	1,676,149.45	5,476,860.56		5,476,860.56
11K Washington Auto Theft Prevention Authority	(648,511.11)		2,778,314.90	1,063,159.29	1,066,644.50		1,066,644.50
120 Administrative Contingency	15,195,549.22		1,191,573.92	635,541.94	15,751,581.20	2,717.62	15,754,298.82
12C Affordable Housing For All	3,043,051.56		427,255.94	647,294.94	2,823,012.56	74,495.53	2,897,508.09
12M Charitable Organization Education	1,350,002.70		18,490.00	99,133.84	1,269,358.86	98,663.00	1,368,021.86
12T Traumatic Brain Injury	1,000,860.05		111,125.22	275,095.52	836,889.75	513.26	837,403.01
134 Employment Services Administrative	20,123,297.80		96,063.17	4,264,663.01	15,954,697.96	5,194.14	15,959,892.10
138 Insurance Commissioner's Regulatory	12,253,872.10		22,579,270.22	2,646,188.98	32,186,953.34	3,405.20	32,190,358.54
144 Transportation Improvement	61,506,326.77		11,159,258.53	7,139,257.80	65,526,327.50	419.04	65,526,746.54
146 Firearms Range	1,490,334.05		32,630.04	2,014.75	1,520,949.34		1,520,949.34
14A Wildlife Rehabilitation	653,435.47		14,283.93	15,609.40	652,110.00	2.00	652,112.00
14G Ballast Water and Biofouling Management	23,500.00				23,500.00		23,500.00
14M Financial Fraud & ID Theft	1,081,755.56		82,390.00	248,376.63	915,768.93		915,768.93
14R Military Active State Service							
14V Ignition Interlock Device	3,580,867.38		207,860.00	400,860.65	3,387,866.73	84,971.96	3,472,838.69
150 Low-Income Weatherization/ Structural Rehabilitation Assistance	2,461,203.38		2,107.64	4,606.28	2,458,704.74		2,458,704.74
153 Rural Mobility Grant Program	4,052,081.22		2,656.11	1,659,471.55	2,395,265.78	696,564.38	3,091,830.16
154 New Motor Vehicle Arbitration	2,469,757.55		60,077.46	25,430.50	2,504,404.51	264.32	2,504,668.83
158 Aquatic Land Dredged Material Disposal Site	629,179.94		78.36	(300.00)	629,558.30		629,558.30
159 Parks Improvement	1,135,644.91		94,745.47	67,130.65	1,163,259.73	5,273.07	1,168,532.80
15H Cleanup Settlement	37,150,452.22		1,243,711.24	72,594.24	38,321,569.22	109.00	38,321,678.22
15M Biotoxin	372,990.22		200,302.71	60,801.11	512,491.82	15.00	512,506.82
15P Energy Recovery Act	7,580,744.75		9,203.46		7,589,948.21		7,589,948.21
160 Wood Stove Education and Enforcement	573,083.06		2,580.61	5,183.20	570,480.47		570,480.47
162 Farm Labor Contractor	59,028.63		375.00		59,403.63		59,403.63
167 Natural Resources Conservation Areas Stewardship	290,587.15		(21.79)		290,565.36		290,565.36
16A Judicial Stabilization Trust	1,077,010.25		1,413,541.63	1,559,818.16	930,733.72	20,503.08	951,236.80
16J SR 520 Corridor	94,139,878.98		(4,597,014.91)	14,425,085.63	75,117,778.44	33,818.78	75,151,597.22
16M Appraisal Management Company	434,291.12		4,958.00	7,923.02	431,326.10		431,326.10
16P Marine Resources Stewardship Trust	280,281.15		(181.42)	88,309.80	191,789.93	4,731.51	196,521.44
16W Hospital Safety Net Assessment	133,574,383.28		15,429,772.09	8,046.58	148,996,108.79		148,996,108.79
172 Basic Health Plan Trust	17,775,566.58				17,775,566.58		17,775,566.58
173 State Toxics Control	40,788,794.44		8,979,525.16	10,084,482.80	39,683,836.80	299,486.06	39,983,322.86

RECEIPTS AND DISBURSEMENTS FOR TREASURY FUNDS

	July 1, 2017		July 2017		July 31, 2017		
	Beginning Book Balance		Plus Receipts	Less Disbursements	Ending Book Balance	Outstanding Warrants	Ending Cash Balance
SPECIAL REVENUE FUNDS (Continued)							
174 Local Toxics Control	\$ 58,767,673.30		\$ 4,470,228.84	\$ 495,298.17	\$ 62,742,603.97	\$	\$ 62,742,603.97
176 Water Quality Permit	8,337,101.88		(818,371.34)	1,307,566.44	6,211,164.10	5,439.14	6,216,603.24
17B Home Visiting Services	2,060,026.61		851,649.69	216,775.15	2,694,901.15	22,395.66	2,717,296.81
17N Complete Streets Grant Program
17P SR520 Civil Penalties	5,144,966.34		5,049.90	(96,180.90)	5,246,197.14	344.28	5,246,541.42
17T Health Benefit Exchange	13,576,234.74		497,651.95	16,559,521.18	(2,485,634.49)	(2,485,634.49)
17W Limousine Carriers	52,645.85		2,510.00	55,155.85	55,155.85
182 Underground Storage Tank	1,179,608.46		61,848.96	50,921.00	1,190,536.42	1,190,536.42
186 County Arterial Preservation	1,098,565.30		2,857,227.44	2,813,962.76	1,141,829.98	674.78	1,142,504.76
18J Capital Vessel Replacement	874,388.62		1,842,202.63	(5,249.36)	2,721,840.61	299.39	2,722,140.00
18L Hydraulic Project Approval	226,088.50		6,431.00	6,246.57	226,272.93	1,350.00	227,622.93
199 Biosolids Permit	1,369,473.49		(26,383.47)	53,958.41	1,289,131.61	350.00	1,289,481.61
19A Medicaid Fraud Penalty	21,034,939.62		(4,907,922.69)	6,796,724.46	9,330,292.47	371,416.28	9,701,708.75
19C Forest Practice Application	709,048.45		(40,903.79)	(57,891.72)	726,036.38	300.00	726,336.38
19G Environmental Legacy Stewardship	17,103,192.01		(400,516.66)	2,089,313.99	14,613,361.36	11,244.72	14,624,606.08
19T DOL Technology Improvement and Data Management	909,485.32		33,978.76	943,464.08	943,464.08
200 Regional Fisheries Enhancement Salmonid Recovery	490.09		(36,692.28)	292,854.34	(329,056.53)	(329,056.53)
201 Department of Licensing Services	1,445,168.05		317,954.22	478,064.15	1,285,058.12	360.85	1,285,418.97
202 Medical Test Site Licensure	849,599.78		32,036.04	45,326.70	836,309.12	3,139.00	839,448.12
203 Passenger Ferry	27.39		27.39	27.39
204 Volunteer Fire Fighters' and Reserve Officers' Administrative	8,513,711.41		(6,638,251.39)	26,030.87	1,849,429.15	58.14	1,849,487.29
207 Hazardous Waste Assistance	2,086,296.20		556,497.26	188,901.97	2,453,891.49	1,784.16	2,455,675.65
20B Brownfield Redevelopment Trust Fund
20H Connecting Washington	416,160,138.76		35,843,113.95	38,202,785.21	413,800,467.50	47,870.02	413,848,337.52
20J Electric Vehicle Charging Infrastructure	1,007,653.85		858.03	1,008,511.88	1,008,511.88
20M Puget Sound Taxpayer Accountability
20N Transportation Future Funding Program
20R Radioactive Mixed Waste	3,645,041.74		(170,271.63)	510,658.99	2,964,111.12	2,964,111.12
20T PLIA Underground Storage Tank Revolving	2,176,543.19		13,516,709.55	39,831.23	15,653,421.51	15,653,421.51
20V Economic Gardening Pilot Project
215 Special Category C	3,404,776.39		246,329.50	3,651,105.89	3,651,105.89
216 Air Pollution Control	1,809,012.00		281,544.08	94,480.08	1,996,076.00	473.58	1,996,549.58
217 Oil Spill Prevention	3,581,786.90		145,740.18	316,423.81	3,411,103.27	3,411,103.27
218 Multimodal Transportation	146,503,493.32		51,874,359.46	90,258,716.36	108,119,136.42	1,611,078.18	109,730,214.60
21E Concealed Pistol License Renewal		981.96	91.30	890.66	890.66
21H Wastewater Treatment Plant Operator Certification
21M Distracted Driving Prevention
21S Aquatic Invasive Species Management	149.56	(149.56)	(149.56)
21V Construction Registration Inspection	26,534.48	(26,534.48)	691.90	(25,842.58)
222 Freshwater Aquatic Weeds	932,781.44		103,075.78	42,862.12	992,995.10	12.00	993,007.10

RECEIPTS AND DISBURSEMENTS FOR TREASURY FUNDS

	July 1, 2017		July 2017		July 31, 2017		
	Beginning Book Balance		Plus Receipts	Less Disbursements	Ending Book Balance	Outstanding Warrants	Ending Cash Balance
SPECIAL REVENUE FUNDS (Continued)							
223 State Oil Spill Response	\$ 8,302,178.66		\$ 81,457.06	\$ 45,875.94	\$ 8,337,759.78	\$ 1,104.42	\$ 8,338,864.20
234 Public Works Administration	13,152,070.41		474,061.43	331,361.42	13,294,770.42	6,385.16	13,301,155.58
235 Youth Tobacco & Vapor Product Prevention	1,090,693.92		205,818.31	212,286.76	1,084,225.47	1,715.00	1,085,940.47
237 Recreation Access Pass	2,783,299.20		603,249.29	141,182.64	3,245,365.85	320.00	3,245,685.85
260 University of Washington Operating Fees	123.54				123.54		123.54
262 Manufactured Home Installation Training	447,658.72		18,167.75	20,841.52	444,984.95	1,764.95	446,749.90
263 Community and Economic Development Fee	2,731,800.48		83,974.34	50,240.47	2,765,534.35	35,173.29	2,800,707.64
267 Recreation Resources	15,285,262.28		886,546.40	346,247.25	15,825,561.43	97.92	15,825,659.35
268 Nonhighway and Off-Road Vehicle Activities (NOVA) Program	8,715,519.67		456,856.00	57,775.23	9,114,600.44	49.00	9,114,649.44
269 Parks Renewal and Stewardship	23,739,455.03		7,467,263.19	9,866,221.67	21,340,496.55	619,541.57	21,960,038.12
271 Washington State University Operating Fees							
275 Central Washington University Operating Fees			(430,875.00)		(430,875.00)		(430,875.00)
277 State Agency Parking	238,794.29		8,570.50	4,910.23	242,454.56		242,454.56
296 Columbia River Basin Water Supply Rev Recovery	3,170,981.65		233,368.98		3,404,350.63		3,404,350.63
315 Dedicated Marijuana Fund	18,247,369.36		29,091,666.15	2,087,958.43	45,251,077.08	77,021.82	45,328,098.90
319 Public Health Supplemental	2,470,569.77		120,650.72	636,500.01	1,954,720.48	132.39	1,954,852.87
404 State Treasurer's Service	6,572,801.72		1,807,321.42	803,473.72	7,576,649.42	572.29	7,577,221.71
408 Coastal Protection	1,118,441.94		11,938.61		1,130,380.55		1,130,380.55
441 Local Government Archives	922,628.40		426,112.33	395,784.10	952,956.63	9,034.82	961,991.45
500 Perpetual Surveillance and Maintenance	45,895,887.04		238,602.76		46,134,489.80		46,134,489.80
507 Oyster Reserve Land	434,595.65		32,943.83	7,632.41	459,907.07	41.17	459,948.24
511 Tacoma Narrows Toll Bridge	20,074,852.07		(3,358,144.50)	(3,605,534.88)	20,322,242.45	4,169.91	20,326,412.36
513 Derelict Vessel Removal	1,164,098.19		348,964.68	214,728.32	1,298,334.55	9.00	1,298,343.55
532 Washington Housing Trust	10,065,211.07		362,717.63	767,575.04	9,660,353.66		9,660,353.66
535 Alaskan Way Viaduct Replacement Project			3,253,000.00		3,253,000.00		3,253,000.00
549 Election	3,711,215.29		3,163.45	7,821.25	3,706,557.49		3,706,557.49
550 Transportation 2003	3,322,739.68		3,354,428.83	9,263,343.70	(2,586,175.19)	278,878.55	(2,307,296.64)
562 Skilled Nursing Facility Safety Net Trust	5,530,496.12		3,533.14	238,087.34	5,295,941.92	23,478.00	5,319,419.92
564 Water Pollution Control Revolving Administration	4,060,389.79		130,493.05	55,973.63	4,134,909.21		4,134,909.21
565 Yakima Integrated Plan Implementation Revenue Recovery							
566 Community Forest Trust	69,698.35		62.61		69,760.96		69,760.96
571 Multiuse Roadway Safety	180,697.27		8,192.83	361.08	188,529.02		188,529.02
595 I-405 Express Toll Lanes Operations	21,107,791.16		(2,003,413.85)	860,358.27	18,244,019.04	2,426.93	18,246,445.97
600 Department of Retirement Systems Expense	5,950,916.35		3,244,077.26	3,433,445.05	5,761,548.56	10,900.70	5,772,449.26
689 Rural Washington Loan	8,179,419.15		6,970.06	16,786.25	8,169,602.96	16,786.25	8,186,389.21
727 Water Pollution Control Revolving	144,853,771.18		3,712,800.83	4,617,826.96	143,948,745.05		143,948,745.05
733 Capitol Campus Reserve							
777 Prostitution Prevention and Intervention	80,411.80		1,375.53	2,920.05	78,867.28		78,867.28
785 State Educational Trust Fund	6,105,967.16		35,500.26	381.48	6,141,085.94	381.48	6,141,467.42
818 Youth Athletic Facility	187,792.23		159.91		187,952.14		187,952.14

RECEIPTS AND DISBURSEMENTS FOR TREASURY FUNDS

	July 1, 2017		July 2017		July 31, 2017	
	Beginning Book Balance	Plus Receipts	Less Disbursements	Ending Book Balance	Outstanding Warrants	Ending Cash Balance
SPECIAL REVENUE FUNDS (Continued)						
825 Tobacco Settlement	\$	\$	\$	\$	\$	\$
844 Money-Purchase Retirement Savings Administrative
874 OASI Revolving	252,890.25	(670.37)	11,661.88	240,558.00	0.32	240,558.32
887 Public Facilities Construction Loan Revolving	21,040,939.88	1,430,608.72	98,803.74	22,372,744.86	22,372,744.86
888 Deferred Compensation Administrative	1,742,270.33	(69,866.60)	780,091.45	892,312.28	7.59	892,319.87
893 Radiation Perpetual Maintenance	340,205.28	289.69	340,494.97	340,494.97
TOTAL SPECIAL REVENUE FUNDS	\$ 2,734,449,356.93	\$ 525,397,734.13	\$ 610,129,612.93	\$ 2,649,717,478.13	\$ 18,077,074.10	\$ 2,667,794,552.23
DEBT SERVICE FUNDS						
303 Highway Bond Retirement	\$ 268,374,450.61	\$ 49,867,700.57	\$ 168,261,981.25	\$ 149,980,169.93	\$	\$ 149,980,169.93
304 Ferry Bond Retirement	14,656,758.44	1,251,451.89	13,037,775.00	2,870,435.33	2,870,435.33
305 Transportation Improvement Board Bond Retirement	5,375,893.72	567,381.48	2,732,525.00	3,210,750.20	3,210,750.20
347 Washington State University Bond Retirement	3,964,650.24	(4,261,695.45)	(1,808,110.34)	1,511,065.13	1,511,065.13
348 University of Washington Bond Retirement	19,192,430.58	(6,967,282.95)	895,299.25	11,329,848.38	11,329,848.38
380 Debt-Limit General Fund Bond Retirement	1,502.67	1,502.67	1,502.67
381 Debt-Limit Reimbursable Bond Retirement	168,362.50	168,362.50
382 Nondebt-Limit General Fund Bond Retirement
383 Nondebt-Limit Reimbursable Bond Retirement	98.39	21,994,450.00	21,994,450.00	98.39	98.39
384 Nondebt-Limit Proprietary Appropriated Bond Retirement
385 Nondebt-Limit Proprietary Nonappropriated Bond Retirement
386 Nondebt-Limit Revenue Bond Retirement
389 Toll Facility Bond Retirement	8,414,246.24	4,668,244.79	13,082,491.03	13,082,491.03
TOTAL DEBT SERVICE FUNDS	\$ 319,980,030.89	\$ 67,288,612.83	\$ 205,282,282.66	\$ 181,986,361.06	\$	\$ 181,986,361.06
CAPITAL PROJECTS FUNDS						
01L Higher Education Construction	\$	\$	\$	\$	\$	\$
036 Capitol Building Construction	2,526,193.97	(3,025,245.52)	(849,000.00)	349,948.45	349,948.45
056 State Higher Education Construction	2,343.08	1.99	2,345.07	2,345.07
057 State Building Construction	49,073,991.00	(2,636,576.44)	116,063,511.41	(69,626,096.85)	4,818,019.21	(64,808,077.64)
060 Community and Technical College Capital Projects	8,807,848.54	221,961.96	6,533,066.14	2,496,744.36	2,496,744.36
061 Eastern Washington University Capital Projects	3,426,595.52	11,909.14	1,290,073.34	2,148,431.32	2,148,431.32
062 Washington State University Building	(923,807.96)	2,794,228.85	1,099,960.01	770,460.88	770,460.88
063 Central Washington University Capital Projects	3,451,503.82	2,662.41	(240,977.52)	3,695,143.75	3,695,143.75
064 University of Washington Building	6,999,726.75	12,022,988.46	6,238,433.48	12,784,281.73	12,784,281.73
065 Western Washington University Capital Projects	3,425,685.97	3,398.23	(5,570.01)	3,434,654.21	3,434,654.21
066 The Evergreen State College Capital Projects	1,939,425.62	2,637.56	(95,338.95)	2,037,402.13	2,037,402.13
075 State Social and Health Services Construction	5,371.39	5,371.39	5,371.39
18B Columbia River Basin Tax Bond Water Supply Development	2,152,809.00	1,833.14	2,154,642.14	2,154,642.14
245 Public Safety Reimbursable Bond	4.12	4.12	4.12
246 Community and Technical College Forest Reserve	1,880,090.96	(7,426.76)	1,887,517.72	1,887,517.72

RECEIPTS AND DISBURSEMENTS FOR TREASURY FUNDS

		July 1, 2017	July 2017		July 31, 2017		
		Beginning Book Balance	Plus Receipts	Less Disbursements	Ending Book Balance	Outstanding Warrants	Ending Cash Balance
CAPITAL PROJECTS FUNDS (Continued)							
289	Thurston County Capital Facilities	\$ 7,238,188.08	\$ 266,047.04	\$ 1,041,466.10	\$ 6,462,769.02	\$	\$ 6,462,769.02
357	Gardner-Evans Higher Education Construction	45,698.05	45,698.05	45,698.05
364	Military Department Capital	1,101,299.27	(5,658.53)	3,557.62	1,092,083.12	1,092,083.12
TOTAL CAPITAL PROJECTS FUNDS		\$ 91,152,967.18	\$ 9,660,188.29	\$ 131,071,754.86	\$ (30,258,599.39)	\$ 4,818,019.21	\$ (25,440,580.18)
PERMANENT FUNDS							
04B	Natural Resources Real Property Replacement	\$ 5,914,585.65	\$ 5,170.25	\$	\$ 5,919,755.90	\$	\$ 5,919,755.90
601	Agricultural Permanent	551,763.36	813,063.57	1,145,437.43	219,389.50	219,389.50
603	Millersylvania Park Trust	5,457.76	4.65	5,462.41	5,462.41
604	Normal School Permanent	488,077.54	962,706.23	1,219,420.05	231,363.72	231,363.72
605	Permanent Common School	97,917.46	750,513.49	784,887.25	63,543.70	63,543.70
606	Scientific Permanent	358,301.28	917,582.32	839,156.89	436,726.71	436,726.71
607	State University Permanent	153,064.10	128,403.72	79,801.37	201,666.45	201,666.45
851	Developmental Disabilities Community Trust	384,605.07	327.50	384,932.57	384,932.57
TOTAL PERMANENT FUNDS		\$ 7,953,772.22	\$ 3,577,771.73	\$ 4,068,702.99	\$ 7,462,840.96	\$	\$ 7,462,840.96
ENTERPRISE FUNDS							
401	Correctional Industries	\$ 3,123,712.27	\$ 15,019,044.52	\$ 13,355,581.64	\$ 4,787,175.15	\$ 216,710.12	\$ 5,003,885.27
407	Secretary of State's Revolving	10,539,876.21	657,468.35	684,056.16	10,513,288.40	1,100.00	10,514,388.40
578	Lottery Administrative	560,117.36	1,998,164.73	1,612,034.86	946,247.23	14,576.92	960,824.15
608	Accident	2,941,957.14	184,594,686.49	174,761,747.89	12,774,895.74	11,061,648.06	23,836,543.80
609	Medical Aid	5,115,550.09	157,713,935.25	151,457,758.51	11,371,726.83	2,174,758.76	13,546,485.59
610	Accident Reserve	1,543,828.03	53,969,186.31	54,942,529.28	570,485.06	1,020,410.82	1,590,895.88
881	Supplemental Pension	1,202,811.31	83,148,402.81	80,771,684.37	3,579,529.75	1,472,096.52	5,051,626.27
883	Second Injury	21,658,037.83	531,537.76	48,858.64	22,140,716.95	9,085.36	22,149,802.31
TOTAL ENTERPRISE FUNDS		\$ 46,685,890.24	\$ 497,632,426.22	\$ 477,634,251.35	\$ 66,684,065.11	\$ 15,970,386.56	\$ 82,654,451.67
INTERNAL SERVICE FUNDS							
006	Public Records Efficiency, Preservation & Access	\$ 1,667,833.82	\$ (68,631.55)	\$ 273,925.03	\$ 1,325,277.24	\$ 350.19	\$ 1,325,627.43
405	Legal Services Revolving	19,588,715.78	9,699,663.52	17,068,636.88	12,219,742.42	820,534.83	13,040,277.25
410	Transportation Equipment	14,622,742.34	1,121,434.24	609,633.57	15,134,543.01	12,728.78	15,147,271.79
415	Personnel Service	2,244,434.00	781.00	577,299.92	1,667,915.08	1,535.26	1,669,450.34
418	State Health Care Authority Administrative	3,712,092.03	3,279,977.49	1,110,972.84	5,881,096.68	6,276.94	5,887,373.62
455	Higher Education Personnel Service	532,358.52	10,289.56	63,635.10	479,012.98	479,012.98
468	OFM Central Service	431,143.94	(431,143.94)	(431,143.94)
483	Auditing Services Revolving	1,305,253.04	619,749.42	507,607.23	1,417,395.23	428.44	1,417,823.67
484	Administrative Hearings Revolving	(478,449.82)	1,564,516.76	1,652,600.89	(566,533.95)	4,040.74	(562,493.21)
TOTAL INTERNAL SERVICE FUNDS		\$ 43,194,979.71	\$ 16,227,780.44	\$ 22,295,455.40	\$ 37,127,304.75	\$ 845,895.18	\$ 37,973,199.93
PENSION TRUST FUNDS							
614	Volunteer Firefighters' Relief and Pension Principal	\$ 13,566,574.83	\$ 7,168,775.97	\$ 1,002,515.29	\$ 19,732,835.51	\$ 71,380.25	\$ 19,804,215.76

RECEIPTS AND DISBURSEMENTS FOR TREASURY FUNDS

	July 1, 2017		July 2017		July 31, 2017		
	Beginning Book Balance		Plus Receipts	Less Disbursements	Ending Book Balance	Outstanding Warrants	Ending Cash Balance
PENSION TRUST FUNDS (Continued)							
615 State Patrol - Plan1	\$ 960,102.36		\$ 5,718,733.34	\$ 5,677,198.41	\$ 1,001,637.29	\$ 49,534.00	\$ 1,051,171.29
616 Judges' Retirement	685,573.16		125,606.88	32,880.99	778,299.05	778,299.05
630 State Patrol - Plan 2	378,219.33		1,027,317.30	1,007,018.22	398,518.41	398,518.41
631 Public Employees' Retirement System Plan 1	10,087,443.57		155,826,675.20	155,687,352.14	10,226,766.63	1,816,516.08	12,043,282.71
632 Teachers' Retirement System Plan 1	7,721,210.31		110,581,086.76	110,403,657.83	7,898,639.24	3,794,985.85	11,693,625.09
633 School Employees' Retirement System Combined Plan 2 & 3	4,484,773.09		50,206,170.01	48,533,889.63	6,157,053.47	264,711.26	6,421,764.73
635 Public Safety Employees Retirement System Plan 2	264,902.51		6,223,223.87	6,203,498.24	284,628.14	18,216.61	302,844.75
641 Public Employees' Retirement System Combined Plan 2 & 3	11,665,544.10		246,297,765.14	244,107,937.83	13,855,371.41	1,445,685.21	15,301,056.62
642 Teachers' Retirement System Combined Plan 2 and 3	11,510,727.10		145,560,212.65	139,226,880.22	17,844,059.53	287,847.94	18,131,907.47
722 Deferred Compensation Principal	1,375,387.70		40,816,773.99	39,378,329.86	2,813,831.83	2,043.53	2,815,875.36
729 Judicial Retirement Principal	9,332.44		3,164.77	3,155.84	9,341.37	9,341.37
819 LEOFF Plan 1 Retirement	2,969,112.71		30,642,602.01	30,657,570.62	2,954,144.10	637,090.92	3,591,235.02
829 LEOFF Plan 2 Retirement	3,610,933.12		50,884,742.11	50,791,133.43	3,704,541.80	231,868.52	3,936,410.32
882 Washington Judicial Retirement System	7,518,175.28		2,181,871.99	714,023.72	8,986,023.55	8,986,023.55
TOTAL PENSION TRUST FUNDS	\$ 76,808,011.61		\$ 853,264,721.99	\$ 833,427,042.27	\$ 96,645,691.33	\$ 8,619,880.17	\$ 105,265,571.50
AGENCY FUNDS							
01P Suspense	\$ 54,141,149.13		\$ 28,602,810.71	\$ 23,971,558.21	\$ 58,772,401.63	\$ 18,060.98	\$ 58,790,462.61
01R Undistributed Receipts	1,391,027.84		1,266,364.34	2,657,392.18	2,657,392.18
01T Local Leasehold Excise Tax	130,367.37		(3,777,182.72)	3,907,550.09	3,907,550.09
034 Local Sales and Use Tax
035 State Payroll Revolving	25,195,691.48		470,125,954.48	479,768,043.05	15,553,602.91	1,546,132.37	17,099,735.28
165 Salary Reduction	1,845,223.88		2,160,551.67	1,971,968.39	2,033,807.16	2,033,807.16
768 Local Real Estate Excise Tax		223,009.23	223,009.23
795 State Investment Board Commingled Monthly Bond
865 State Investment Board Commingled Trust		106,997.35	106,997.35
877 OASI Contribution
TOTAL AGENCY FUNDS	\$ 82,703,459.70		\$ 502,485,687.78	\$ 502,264,393.51	\$ 82,924,753.97	\$ 1,564,193.35	\$ 84,488,947.32
TOTAL TREASURY FUNDS	\$ 6,081,933,095.94		\$ 6,149,837,514.97	\$ 7,103,166,929.25	\$ 5,128,603,681.66	\$ 87,029,700.53	\$ 5,215,633,382.19

RECEIPTS AND DISBURSEMENTS FOR TREASURER'S TRUST FUNDS

	July 1, 2017		July 2017		July 31, 2017	
	Beginning Book Balance	Plus Receipts	Less Disbursements	Ending Book Balance	Outstanding Warrants	Ending Cash Balance
GENERAL FUND						
06N Local Tax Administration	\$	\$	\$	\$	\$	\$
07F Commercial Fisheries Buyback
08B Foster Care Endowed Scholarship Trust	15,544.51	13.23	15,557.74	15,557.74
08E Individual Development Account Program	2,244.51	1.91	300.00	1,946.42	1,946.42
08N State Financial Aid	9,120,465.83	65,914.98	5,416,265.07	3,770,115.74	9,164.05	3,779,279.79
08T Transportation Innovative Partnership
10L Health Insurance Partnership
10V Invasive Species Council
10W Family and Medical Leave Enforcement
11M Poet Laureate	115.55	115.55	115.55
11R Hospital Infection Control Grant
12L Outdoor Education and Recreation Prog	597,337.58	597,337.58	597,337.58
12P Geoduck Aquaculture Research	0.48	0.48	0.48
131 Fair	143,583.55	2,000,127.04	4,878.16	2,138,832.43	2,032.73	2,140,865.16
132 State Trade Fair
14F Family Leave Insurance	396,261.17	337.42	396,598.59	396,598.59
14N Legislative Oral History	56,246.20	56,246.20	56,246.20
14P Skeletal Human Remains Assistance	136,651.49	143,913.96	4,664.01	275,901.44	275,901.44
15B Food Animal Vet Scholarship
15N Business Assistance
16F Washington State Flag	410.96	410.96	410.96
16K Mortgage Recovery
16R Multiagency Permitting Team	93,068.21	239.25	93,307.46	93,307.46
17R Aerospace Training Student Loan	1,693,541.96	16,934.94	9,983.43	1,700,493.47	1,700,493.47
18C Native Education Public-Private Partnership
18F High School Completion
18G Opportunity Scholarship Match Transfer
18K 24/7 Sobriety	14,497.40	140.54	14,637.94	14,637.94
18V Science, Technology, Engineering and Math Education Lighthouse
19J Universal Communications Services	4,662,442.00	59,120.32	4,721,562.32	4,721,562.32
19V Cancer Research Endowment Match Transfer	4,920,075.77	4,920,075.77	4,920,075.77
20L Early Start
21J Gina Grant Bull Memorial Legislative Page Scholarship
21K Skilled Worker Awareness Grant Program
21L Low-Income Home Rehab Revolving Loan Program
21T Suicide-Safer Homes Project
21U Information Technology Investment
22A State Agency Office Relocation Pool
22B Highway Worker Memorial Scholarship
290 Savings Incentive	2,781,010.69	2,781,010.69	2,781,010.69

RECEIPTS AND DISBURSEMENTS FOR TREASURER'S TRUST FUNDS

		July 1, 2017	July 2017			July 31, 2017		
		Beginning Book Balance	Plus Receipts	Less Disbursements	Ending Book Balance	Outstanding Warrants	Ending Cash Balance	
GENERAL FUND (Continued)								
447	Information Technology Investment Revolving	\$ 9,893,596.80	\$ 617,699.13	\$ 2,052,115.47	\$ 8,459,180.46	\$	\$ 8,459,180.46	
490	Regional Transportation Investment District	
514	Agricultural Conservation Easements	
534	Washington Graduate Fellowship Trust	489.80	489.80	489.80	
551	Washington Youth and Families	124,634.31	124,634.31	124,634.31	
552	Conservation Assistance Revolving	387,433.05	2,863.00	390,296.05	390,296.05	
646	Higher Ed Retirement Plan Supplemental Benefit	1,200.78	1,005,635.10	1,005,635.00	1,200.88	1,200.88	
653	Washington Distinguished Professorship Trust	
743	College Faculty Awards Trust	186.14	186.14	186.14	
747	Health Professional Loan Repayment & Scholarship Program	9,615,450.51	(12,866.07)	563,400.99	9,039,183.45	52,258.15	9,091,441.60	
748	Higher Education Coord. Board for Innovation and Quality	
781	Cross-State Trail	473.10	473.10	473.10	
793	Health Insurance Pool	
817	Stadium and Exhibition Center Construction	
835	Four Year Student Child Care in Higher Education	17,810.35	16,025.00	1,785.35	1,785.35	
837	Washington's Promise Scholarship	8.06	0.01	8.07	8.07	
TOTAL GENERAL FUND		\$ 44,674,780.76	\$ 3,900,074.76	\$ 9,073,267.13	\$ 39,501,588.39	\$ 63,454.93	\$ 39,565,043.32	
SPECIAL REVENUE FUNDS								
01F	Crime Victims' Compensation	\$ 7,001,109.88	\$ 75,255.03	\$	\$ 7,076,364.91	\$	\$ 7,076,364.91	
025	Pilotage	1,174,490.43	224,118.24	51,486.25	1,347,122.42	1,347,122.42	
03K	Industrial Insurance Premium Refund	4,182,553.10	323,723.33	222,537.92	4,283,738.51	2,165.14	4,285,903.65	
04F	Real Estate Education Program	614,554.25	841.24	781.00	614,614.49	614,614.49	
06H	Oral History, State Library, and Archives	25,025.24	8,984.99	6,260.06	27,750.17	27,750.17	
06J	Securities Prosecution	625,817.73	4,425.00	630,242.73	630,242.73	
07A	Mortgage Lending Fraud Prosecution	326,167.89	29,288.44	355,456.33	355,456.33	
07B	Organ and Tissue Donation Awareness	46,951.07	27,415.54	1.00	74,365.61	74,365.61	
07E	Contract Harvesting Revolving	5,818,765.45	(134,730.01)	(286,140.88)	5,970,176.32	93,486.73	6,063,663.05	
07J	"Helping Kids Speak"	7,119.00	2,487.33	2,944.67	6,661.66	6,661.66	
07K	Special License Plate Applicant Trust	
07L	Legislative International Trade	1,006.94	1,006.94	1,006.94	
07N	Produce Railcar Pool	92,110.14	78.43	92,188.57	92,188.57	
07T	Commemorative Works	3,287.98	2.80	3,290.78	3,290.78	
07V	Fish and Wildlife Enforcement Reward	664,293.79	3,626.72	16,776.53	651,143.98	2,172.24	653,316.22	
08C	Gonzaga University Alumni Association	10,431.04	3,588.66	4,494.02	9,525.68	9,525.68	
08F	Lighthouse Environmental Programs	21,384.99	7,322.01	8,705.66	20,001.34	20,001.34	
08J	Prescription Drug Consortium	42,947.77	42,947.77	42,947.77	
08L	"Ski & Ride Washington"	6,216.22	2,149.00	3,068.33	5,296.89	5,296.89	
08P	State Parks Education and Enhancement	455,027.03	10,013.54	14,485.71	450,554.86	450,554.86	
08V	Veterans Stewardship	1,408,110.04	47,377.10	30,399.26	1,425,087.88	1,425,087.88	

RECEIPTS AND DISBURSEMENTS FOR TREASURER'S TRUST FUNDS

	July 1, 2017		July 2017		July 31, 2017		
	Beginning Book Balance		Plus Receipts	Less Disbursements	Ending Book Balance	Outstanding Warrants	Ending Cash Balance
SPECIAL REVENUE FUNDS (Continued)							
08W "Washington's National Park Fund"	\$ 36,733.55	\$	\$ 15,341.66	\$ 16,088.31	\$ 35,986.90	\$	\$ 35,986.90
098 Eastern Washington Pheasant Enhancement	189,478.22		3,932.08	7,210.12	186,200.18	4,048.45	190,248.63
09A We Love Our Pets	16,183.91		4,538.33	4,811.33	15,910.91	15,910.91
09B Boating Safety Education Certification	774,900.08		64,528.27	14,181.15	825,247.20	415.00	825,662.20
09J Washington Coastal Crab Pot Buoy Tag	177,894.81		(12.00)	177,882.81	177,882.81
09K Life Sciences Discovery	3,757,598.32		3,418.65	430,854.39	3,330,162.58	3,330,162.58
09L Nursing Resource Center	41,046.00		47,689.50	283.08	88,452.42	175.00	88,627.42
10F "Share the Road"	28,136.67		7,413.00	9,503.64	26,046.03	26,046.03
11A Employment Training Finance	357,000.03		8,168.26	66,180.00	298,988.29	298,988.29
11J Electronic Products Recycling	637,063.09		(8,146.00)	22,356.82	606,560.27	350.00	606,910.27
11P Large On-Site Sewage Systems
11V Veteran Estate Management	19,481.50		25,878.90	25,230.66	20,129.74	1,345.50	21,475.24
126 Agricultural Local	15,921,221.38		2,481,726.44	3,058,536.24	15,344,411.58	25,960.94	15,370,372.52
128 Grain Inspection Revolving	8,585,959.66		966,155.27	1,268,030.60	8,284,084.33	3,587.14	8,287,671.47
12E Assisted Living Facility Management	230,479.38		(900.00)	231,379.38	231,379.38
12F Manufactured/Mobile Home Dispute Resol	2,444,794.19		34,821.89	18,241.77	2,461,374.31	58.62	2,461,432.93
12G Rockfish Research	349,572.10		29,565.57	12,652.89	366,484.78	1.00	366,485.78
12H Uniformed Service Shared Leave Pool	697,528.83		(2,363.00)	699,891.83	699,891.83
12N Get Ready For Math & Science Scholarship	15,527.94		2,210.15	17,738.09	17,738.09
133 Children's Trust	527,598.51		12,462.59	17,236.23	522,824.87	522,824.87
14E Washington State Heritage Center	2,724,173.24		475,747.06	447,460.87	2,752,459.43	1,565.06	2,754,024.49
14W Reduced Cigarette Ignition Propensity	443,071.97		352.85	2,602.05	440,822.77	440,822.77
15A Transitional Housing Oper & Rent	166,310.15		166,310.15	166,310.15
15T Broadband Mapping
15V Funeral and Cemetery	897,824.87		30,247.35	72,741.09	855,331.13	987.69	856,318.82
15W Guaranteed Asset Protection Waiver	18,500.00		18,500.00	18,500.00
163 Worker and Community Right to Know	451,688.72		(11,379.03)	199,321.07	240,988.62	2,642.83	243,631.45
169 Horse Racing Commission Operating	1,170,824.65		211,794.63	407,673.75	974,945.53	4,785.30	979,730.83
16B Landscape Architects' License	323,871.94		16,880.00	18,847.10	321,904.84	67.94	321,972.78
16E Spec Forest Products Outreach/Education	11,528.52		284.75	11,813.27	11,813.27
16G Universal Vaccine Purchase	7,938,530.61		7,562,171.21	1,352,194.00	14,148,507.82	14,148,507.82
16H Columbia River Salmon/Steelhead Endorsement	1,226,316.91		136,483.97	103,273.24	1,259,527.64	22.50	1,259,550.14
16L Accessible Communities	500,796.66		12,550.44	4,346.49	509,000.61	509,000.61
16N Disabled Veterans Assistance
16T Product Stewardship Programs	314,499.01		(3,306.93)	6,342.91	304,849.17	304,849.17
17H WA Global Health Technologies Product Development	2.06		2.06	2.06
17L Foreclosure Fairness	1,035,172.66		116,165.09	337,803.05	813,534.70	28.00	813,562.70
17M Individual-Based/Portable Background Check Clearance	192,838.20		20,127.00	41,029.23	171,935.97	684.00	172,619.97
17V Volunteer Firefighters	9,366.01		2,993.66	3,609.67	8,750.00	8,750.00
180 Local Government Administrative Hearings	236,791.81		5,850.59	625.63	242,016.77	242,016.77

RECEIPTS AND DISBURSEMENTS FOR TREASURER'S TRUST FUNDS

	July 2017			July 31, 2017		
	Beginning Book Balance	Plus Receipts	Less Disbursements	Ending Book Balance	Outstanding Warrants	Ending Cash Balance
SPECIAL REVENUE FUNDS (Continued)						
189 Clarke-McNary	\$	\$	\$	\$	\$	\$
18A Investing In Innovation	81,676.62	47,211.65	34,464.97	34,464.97
18E Educator Certification Processing	2,470,305.48	152,792.69	129,492.71	2,493,605.46	2,033.78	2,495,639.24
18M Music Matters Awareness	12,649.00	4,899.99	5,919.67	11,629.32	11,629.32
18N Damage Prevention	100,550.00	50.00	100,600.00	100,600.00
18R Seattle Sounders FC	11,807.59	5,054.00	5,294.33	11,567.26	11,567.26
190 Forest Fire Protection Assessment	9,930,640.48	(1,535,276.23)	536,032.80	7,859,331.45	7,613.12	7,866,944.57
193 State Forest Nursery Revolving	1,610,061.53	(138,731.69)	122,760.74	1,348,569.10	6,610.33	1,355,179.43
195 Energy	13,551.55	11.54	13,563.09	13,563.09
197 Statute Law Committee Publications	802,792.68	1,840.34	7,301.65	797,331.37	42.28	797,373.65
198 Access Road Revolving	8,573,853.45	(623,020.95)	408,142.65	7,542,689.85	59,549.63	7,602,239.48
19B School for the Blind	1,093,317.83	82,230.19	205,326.53	970,221.49	687.31	970,908.80
19E 4-H Program	864.67	392.00	364.00	892.67	892.67
19F Seattle Seahawks	91,450.29	37,891.03	46,643.29	82,698.03	82,698.03
19H Center for Childhood Deafness and Hearing Loss	661,395.08	42,764.16	454,577.52	249,581.72	1,099.78	250,681.50
19M Seattle University	17,068.33	571.67	17,640.00	17,640.00
19P Child Rescue	6,516.92	57.69	6,574.61	6,574.61
19R Residential Services and Support
19W Wolf-Livestock Conflict	289,779.03	14.00	289,793.03	289,793.03
205 Mobile Home Park Relocation	1,844,253.28	46,683.59	51,471.49	1,839,465.38	1,839,465.38
206 Cost of Supervision	523,793.21	147,682.78	27,881.28	643,594.71	431.00	644,025.71
209 Regional Fisheries Enhancement Group	1,214,965.45	251,273.48	92,726.34	1,373,512.59	0.90	1,373,513.49
20A State Flower	4,106.68	1,598.34	1,740.67	3,964.35	3,964.35
20D CPA Scholarship Transfer	275,000.00	275,000.00	275,000.00
20E WA Internet Crimes Against Children
20G Washington Farmers and Ranchers	280.00	280.00	84.00	476.00	252.00	728.00
20K Licensing & Enforcement System Modernization	1,286,603.69	12,092.17	10,945.27	1,287,750.59	9,670.93	1,297,421.52
20P Nursing Facility Quality Enhancement	2,292,266.04	2,292,266.04	2,292,266.04
20W Washington Tennis	476.00	196.00	672.00	672.00
210 Fire Protection Contractor License	526,625.81	40,412.17	91,584.94	475,453.04	162.79	475,615.83
213 Veterans' Emblem	27,737.44	399.00	28,136.44	28,136.44
214 Temporary Worker Housing	252,297.56	25,279.55	15,821.71	261,755.40	578.00	262,333.40
219 Air Operating Permit	1,315,250.17	(38,717.40)	48,129.20	1,228,403.57	300.00	1,228,703.57
21A Washington State Wrestling	665.00	280.00	413.00	532.00	532.00
21C Washington Sexual Assault Kit	2,679,969.08	2,282.02	122,549.10	2,559,702.00	2,559,702.00
21F Fred Hutch
21G Washington State Aviation
21N NE WA Wolf-Livestock Management
21Q Forest Health Revolving
21W K-12 Criminal Background Check

RECEIPTS AND DISBURSEMENTS FOR TREASURER'S TRUST FUNDS

	July 2017			July 31, 2017		
	Beginning Book Balance	Plus Receipts	Less Disbursements	Ending Book Balance	Outstanding Warrants	Ending Cash Balance
SPECIAL REVENUE FUNDS (Continued)						
225 Fingerprint Identification	\$ 4,273,171.95	\$ 977,435.20	\$ 1,038,491.15	\$ 4,212,116.00	\$ 1,015.75	\$ 4,213,131.75
22E Family and Medical Leave Enforcement
22F Family and Medical Leave Insurance
22G Photovoltaic Module Recycling
259 Coastal Crab	106,849.50	482.00	6,174.30	101,157.20	97.00	101,254.20
274 Adult Family Home	603,232.22	(11,770.19)	615,002.41	615,002.41
281 Impaired Driving Safety	413,282.52	105,745.50	439,625.00	79,403.02	79,403.02
283 Juvenile Accountability Incentive	83,478.06	71.08	83,549.14	83,549.14
294 Sea Cucumber Dive Fishery
295 Sea Urchin Dive Fishery	3.42	3.42	3.42
297 Pipeline Safety	4,316,087.26	4,135.29	196,966.92	4,123,255.63	35.00	4,123,290.63
298 Geologists'	573,082.51	31,515.00	297,232.97	307,364.54	768.73	308,133.27
300 Financial Services Regulation	21,089,964.93	4,903,715.84	2,754,590.61	23,239,090.16	24,475.33	23,263,565.49
320 Puget Sound Crab Pot Buoy Tag	45,522.07	10.00	45,532.07	45,532.07
328 Crim Justice Training Commis Firing Range Maintenance	51,178.00	51,178.00	51,178.00
416 Surplus and Donated Food Commodities Revolving	5,861,721.47	65,230.12	1,722.72	5,925,228.87	5,925,228.87
424 Anti-Trust Revolving	2,759,569.02	(12,287.37)	185,570.19	2,561,711.46	450.15	2,562,161.61
480 Financial Education Public-Private Partnership	36,899.82	36,899.82	36,899.82
485 Horse Racing Owners' Bonus/Breeder Awards	297,810.58	80,017.20	377,827.78	144.00	377,971.78
495 Toll Collection	16,293,686.06	13,476,388.50	13,175,363.98	16,594,710.58	41,219.79	16,635,930.37
496 Future Teachers Conditional Scholarship	2,251,128.14	160,907.09	15,985.54	2,396,049.69	14,996.00	2,411,045.69
497 Horse Racing Commission Class C Purse Fund	38,285.94	7,197.60	45,483.54	45,483.54
498 Washington State Council of Fire Fighters Benevolent	30,044.70	11,967.63	12,721.32	29,291.01	29,291.01
499 Law Enforcement Memorial	78,795.02	25,295.72	28,706.95	75,383.79	75,383.79
501 Liquor Revolving	6,539,972.45	30,442,230.28	4,067,491.84	32,914,710.89	155,079.79	33,069,790.68
503 Tuition Recovery	3,364,730.42	45,752.18	2,529.05	3,407,953.55	3,407,953.55
515 DNA Data Base	739,225.12	42,395.00	115,758.98	665,861.14	1,142.01	667,003.15
516 Fruit and Vegetable Inspection	7,933,309.33	1,760,485.78	2,387,792.71	7,306,002.40	13,438.28	7,319,440.68
536 Federal Food Service Revolving	2,200,659.10	4,394,727.82	4,382,047.79	2,213,339.13	26,107.21	2,239,446.34
553 Performance Audits of Government	7,360,338.35	1,390,795.79	1,462,821.49	7,288,312.65	384.14	7,288,696.79
561 Community Technical College Innovation	9,819,731.47	84,312.52	3,127,646.57	6,776,397.42	6,776,397.42
687 Rural Rehabilitation	227,815.41	194.20	228,009.61	228,009.61
688 Federal Local Rail Service Assistance	78,295.07	69.80	78,364.87	78,364.87
731 Child Care Facility Revolving	1,384,739.10	4,952.04	1,389,691.14	1,389,691.14
732 Nursing Home Civil Penalties	1,866,969.52	(47,000.00)	1,913,969.52	1,913,969.52
746 Hanford Area Economic Investment	3,328.88	11,997.00	15,325.88	15,325.88
749 Governor's Interagency Committee of State Employed Women	69,349.35	4,225.00	154.55	73,419.80	25.00	73,444.80
761 Basic Health Plan Subscription	250,744.09	250,744.09	250,744.09
763 Center for the Improvement of Student Learning	35,600.68	1,278.00	34,322.68	34,322.68
773 Commission on Higher Ed Prof Student Ex Program	51,200.00	51,200.00	51,200.00

RECEIPTS AND DISBURSEMENTS FOR TREASURER'S TRUST FUNDS

		July 1, 2017	July 2017		July 31, 2017		
		Beginning Book Balance	Plus Receipts	Less Disbursements	Ending Book Balance	Outstanding Warrants	Ending Cash Balance
SPECIAL REVENUE FUNDS (Continued)							
774	University of Washington License Plate	\$ 172,587.36	\$ 24,313.35	\$	\$ 196,900.71	\$	\$ 196,900.71
776	Washington State University License Plate	57,241.33	48,941.71	57,269.33	48,913.71	48,913.71
778	Western Washington University License Plate	86.33	2,067.34	2,153.67	2,153.67
779	Eastern Washington University License Plate	46,048.46	3,192.01	49,240.47	49,240.47
780	School Zone Safety Account	1,140,855.75	30,742.02	6,994.72	1,164,603.05	1,164,603.05
783	Central Washington University License Plate	1,537.67	1,456.00	2,993.67	2,993.67
784	Miscellaneous Transportation Programs	9,109,294.91	28,371,570.87	64,395,024.18	(26,914,158.40)	2,001,385.74	(24,912,772.66)
786	The Evergreen State College License Plate	7,135.03	207.67	7,342.70	7,342.70
789	Advanced Environmental Mitigation Revolving	618,307.98	9,279.93	627,587.91	627,587.91
816	Stadium and Exhibition Center	33,717,128.60	11,740,085.94	45,457,214.54	45,457,214.54
821	Impaired Physician	350,098.73	136,850.00	174,161.00	312,787.73	500.00	313,287.73
823	Livestock Nutrient Management	10,946.53	9,300.00	(16,791.00)	37,037.53	37,037.53
833	Developmental Disabilities Endowment Trust	1,431,687.45	338,741.96	153,505.17	1,616,924.24	1,616,924.24
834	Capitol Furnishings Preservation Committee	77,066.67	77,066.67	77,066.67
878	Federal Forest Revolving	454.22	0.39	454.61	454.61
880	Advance Right-of-Way Revolving	11,607,443.16	301,235.20	145.71	11,908,532.65	11,908,532.65
884	Gambling Revolving	9,444,615.92	773,709.24	1,072,471.96	9,145,853.20	1,129.08	9,146,982.28
885	Plumbing Certificate	794,795.85	79,469.28	148,798.34	725,466.79	170.96	725,637.75
892	Pressure Systems Safety	736,117.54	178,611.35	163,758.84	750,970.05	1,615.17	752,585.22
TOTAL SPECIAL REVENUE FUNDS		\$ 283,463,497.10	\$ 111,503,642.79	\$ 110,271,459.14	\$ 284,695,680.75	\$ 2,517,760.06	\$ 287,213,440.81
PERMANENT FUNDS							
842	American Indian Scholarship Endowment	\$ 296,333.72	\$ 253.24	\$	\$ 296,586.96	\$	\$ 296,586.96
852	Foster Care Scholarship Endowment	3,665.20	3.12	3,668.32	3,668.32
TOTAL PERMANENT FUNDS		\$ 299,998.92	\$ 256.36	\$	\$ 300,255.28	\$	\$ 300,255.28
ENTERPRISE FUNDS							
413	Municipal Revolving	\$ 6,588,177.09	\$ 2,434,560.74	\$ 2,619,735.31	\$ 6,403,002.52	\$ 5,075.23	\$ 6,408,077.75
442	Legislative Gift Center	57,376.16	21,653.67	12,376.25	66,653.58	66,653.58
445	Self-Insured Emplry Overpymt Reimb	696,926.38	696,926.38	696,926.38
446	Industrial Insurance Rainy Day Fund
449	Certificates of Participation and Other Financing - Local	210,631.42	10,150,086.24	10,150,086.24	210,631.42	210,631.42
463	Washington College Savings Program
470	Imaging	215,679.69	22,867.31	29,149.77	209,397.23	209,397.23
477	Lottery Investment
543	Judicial Information Systems	9,297,678.22	1,971,475.47	3,517,556.32	7,751,597.37	12,562.11	7,764,159.48
544	Pollution Liability Insurance Program Trust	46,287,701.50	(10,594,944.08)	463,202.35	35,229,555.07	35,229,555.07
545	Heating Oil Pollution Liability Trust	181,928.37	1,362.22	(209.15)	183,499.74	183,499.74
788	Advanced College Tuition Payment Program	2,153,682.54	32,329,159.70	17,985,626.46	16,497,215.78	8,811,957.25	25,309,173.03
TOTAL ENTERPRISE FUNDS		\$ 65,689,781.37	\$ 36,336,221.27	\$ 34,777,523.55	\$ 67,248,479.09	\$ 8,829,594.59	\$ 76,078,073.68

RECEIPTS AND DISBURSEMENTS FOR TREASURER'S TRUST FUNDS

	July 2017			July 31, 2017		
	Beginning Book Balance	Plus Receipts	Less Disbursements	Ending Book Balance	Outstanding Warrants	Ending Cash Balance
INTERNAL SERVICE FUNDS						
12V PEBB Medical Benefits Admin	\$	\$	\$	\$	\$	\$
411 Natural Resources Equipment	2,894,326.32	(491,589.42)	(846,473.38)	3,249,210.28	16,035.41	3,265,245.69
421 Education Technology Revolving	1,874,387.75	1,494,395.65	379,992.10	22,641.58	402,633.68
422 General Administration Services	(1,738,390.19)	17,758,606.80	19,056,469.00	(3,036,252.39)	328,180.04	(2,708,072.35)
436 OFM Labor Relations Service	1,250,094.45	238,694.30	1,011,400.15	1,011,400.15
438 Uniform Dental Plan Benefits Administration	22,761.22	1,066,500.00	506,523.20	582,738.02	582,738.02
439 Uniform Medical Plan Benefits Administration	334,463.20	8,657,948.70	4,801,915.57	4,190,496.33	23,877.30	4,214,373.63
444 Fish & Wildlife Equipment	(329,928.52)	87,973.23	231,297.25	(473,252.54)	1,602.34	(471,650.20)
453 Minority and Women's Business Enterprises	552,027.35	265,052.75	233,431.09	583,649.01	533.99	584,183.00
458 Consolidated Technology Services Revolving	(10,524,315.13)	11,692,110.29	14,061,948.27	(12,894,153.11)	86,881.71	(12,807,271.40)
461 Shared Information Technology System Revolving	(254,544.63)	200,064.20	(264,715.91)	210,235.48	210,235.48
466 Statewide Info Tech System Development Revolving	511,830.24	55,865.75	455,964.49	455,964.49
471 State Patrol Nonappropriated Airplane Revolving	149,595.31	109,251.49	15,471.32	243,375.48	217.02	243,592.50
472 Statewide Info Tech System Maintenance & Operations Revolving	4,894,857.32	2,789,328.81	2,276,707.72	5,407,478.41	5,407,478.41
546 Risk Management	1,713,924.54	517,487.66	6,906,523.22	(4,675,111.02)	(4,675,111.02)
547 Liability	858,531.78	454,099.13	24,822,810.12	(23,510,179.21)	8,099,075.68	(15,411,103.53)
721 Public Employees' and Retirees' Insurance	162,127,806.19	157,032,006.09	98,517,003.95	220,642,808.33	2,777,008.78	223,419,817.11
730 Public Employees' and Retirees' Insurance Reserve	146,901,869.05	125,088.06	147,026,957.11	147,026,957.11
739 Certificates of Participation and Other Financing - State	305,729.76	86,390,749.02	86,440,798.81	255,679.97	255,679.97
TOTAL INTERNAL SERVICE FUNDS	\$ 311,545,026.01	\$ 286,654,676.81	\$ 258,548,665.93	\$ 339,651,036.89	\$ 11,356,053.85	\$ 351,007,090.74
PRIVATE PURPOSE FUNDS						
196 Unclaimed Personal Property	\$ 968,357.37	\$ 6,318,816.30	\$ 6,467,306.45	\$ 819,867.22	\$ 4,776,175.62	\$ 5,596,042.84
738 Department of Social and Health Services Trust	53,654.52	53,654.52	53,654.52
799 WA Achieving a Better Life Experience Program
TOTAL PRIVATE PURPOSE FUNDS	\$ 1,022,011.89	\$ 6,318,816.30	\$ 6,467,306.45	\$ 873,521.74	\$ 4,776,175.62	\$ 5,649,697.36
PENSION TRUST FUNDS						
838 LEOFF Retirement System Benefits Improvement	\$	\$	\$	\$	\$	\$
TOTAL PENSION TRUST FUNDS	\$	\$	\$	\$	\$	\$
AGENCY FUNDS						
16C Real Estate/Property Tax Admin Assistance	\$ 68,952.50	\$ 65,730.00	\$ 69,665.00	\$ 65,017.50	\$	\$ 65,017.50
17A County Enhanced 911 Excise Tax	6,064,740.26	5,989,363.49	6,059,438.08	5,994,665.67	5,994,665.67
525 Washington State Combined Fund Drive	940,754.53	317,427.76	906,933.39	351,248.90	68,876.81	420,125.71
660 Natural Resources Deposit	34,867,927.11	26,308,216.32	22,703,573.88	38,472,569.55	105,241.66	38,577,811.21
734 Centennial Document Preservation and Modernization	3,417,863.06	297,083.34	3,417,863.06	297,083.34	297,083.34
737 High Occupancy Vehicle
757 Maritime Historic Restoration and Preservation	18,631.97	2,353.52	18,512.63	2,472.86	2,472.86

RECEIPTS AND DISBURSEMENTS FOR TREASURER'S TRUST FUNDS

	July 1, 2017	July 2017		July 31, 2017		
	Beginning Book Balance	Plus Receipts	Less Disbursements	Ending Book Balance	Outstanding Warrants	Ending Cash Balance
AGENCY FUNDS (Continued)						
797 Local Tourism Promotion	\$ 1,318,957.30	\$ 1,419,490.43	\$ 1,327,851.80	\$ 1,410,595.93	\$	\$ 1,410,595.93
TOTAL AGENCY FUNDS	<u>\$ 46,697,826.73</u>	<u>\$ 34,399,664.86</u>	<u>\$ 34,503,837.84</u>	<u>\$ 46,593,653.75</u>	<u>\$ 174,118.47</u>	<u>\$ 46,767,772.22</u>
TOTAL TREASURER'S TRUST FUNDS	<u>\$ 753,392,922.78</u>	<u>\$ 479,113,353.15</u>	<u>\$ 453,642,060.04</u>	<u>\$ 778,864,215.89</u>	<u>\$ 27,717,157.52</u>	<u>\$ 806,581,373.41</u>

INVESTMENT STATEMENT & INVESTMENT INTEREST INCOME AND CAPITAL GAINS

INVESTMENT STATEMENT

Fund / Account	July 1, 2017	Purchased	Maturities & Sales	Amortization	July 31, 2017
Treasury & Treasurer's Trust					
Investments (trade date basis)	\$ 6,856,335,348.68	\$ 2,264,755,544.08	\$ 3,154,528,018.50	\$ 245,979.36	\$ 5,966,808,853.62
Reverse Repurchase Agreements
Purchased Accrued Interest	593,077.39	496,055.46	174,047.30	915,085.55
Total Treasury & Treasurer's Trust	\$ 6,856,928,426.07	\$ 2,265,251,599.54	\$ 3,154,702,065.80	\$ 245,979.36	\$ 5,967,723,939.17
Local Government Investment Pool					
Investments (trade date basis)	\$ 14,872,562,854.58	\$ 37,317,059,082.50	\$ 39,141,673,498.39	\$ 5,731,629.51	\$ 13,053,680,068.20
Reverse Repurchase Agreements
Purchased Accrued Interest
Total Local Government Investment Pool	\$ 14,872,562,854.58	\$ 37,317,059,082.50	\$ 39,141,673,498.39	\$ 5,731,629.51	\$ 13,053,680,068.20
Total All Accounts	\$ 21,729,491,280.65	\$ 39,582,310,682.04	\$ 42,296,375,564.19	\$ 5,977,608.87	\$ 19,021,404,007.37

INVESTMENT INTEREST INCOME AND CAPITAL GAINS CURRENT MONTH AND FISCAL YEAR TO DATE COMPARISON

Fund / Account	July 2017	July 2016	Fiscal Year 2018	Fiscal Year 2017
Treasury & Treasurer's Trust				
Cash	\$ 5,686,119.04	\$ 2,763,606.55	\$ 5,686,119.04	\$ 2,763,606.55
Custody Bank Fees	(4,666.67)	(4,615.89)	(4,666.67)	(4,615.89)
Other Bank Fees	(9,356.39)	(10,006.31)	(9,356.39)	(10,006.31)
Amortization	245,979.36	(64,722.80)	245,979.36	(64,722.80)
Accrued Interest	274,424.45	1,489,514.83	274,424.45	1,489,514.83
Gains and Losses	(16,234.44)	3,175,583.08	(16,234.44)	3,175,583.08
Total Treasury & Treasurer's Trust	\$ 6,176,265.35	\$ 7,349,359.46	\$ 6,176,265.35	\$ 7,349,359.46
Local Government Investment Pool				
Cash	\$ 6,239,786.20	\$ 2,733,947.14	\$ 6,239,786.20	\$ 2,733,947.14
Amortization	5,731,629.51	1,886,048.14	5,731,629.51	1,886,048.14
Accrued Interest	506,324.35	38,759.65	506,324.35	38,759.65
Gains and Losses	44,500.78	452,296.77	44,500.78	452,296.77
Total Local Government Investment Pool	\$ 12,522,240.84	\$ 5,111,051.70	\$ 12,522,240.84	\$ 5,111,051.70
Total All Accounts	\$ 18,698,506.19	\$ 12,460,411.16	\$ 18,698,506.19	\$ 12,460,411.16

DUANE A. DAVIDSON
STATE TREASURER
PO BOX 40200
OLYMPIA WA 98504-0200

