



Washington State Treasurer's Monthly Report

August 2014



JAMES L. McINTIRE
State Treasurer

In accordance with the Americans with Disabilities Act, this publication will be made available in alternate formats upon request to the Office of the State Treasurer, Legislative Building, 2nd Floor, Olympia, Washington 98504-0200, telephone (360) 902-9000, fax (360) 902-9037 or TTY Users Call: 7-1-1.
Web Site: <http://tre.wa.gov>.

TABLE OF CONTENTS

	<i>Page</i>
State Treasurer’s Letter	1
General Fund	2
Treasury, Treasurer’s Trust and Local Government Investment Pool Flow Chart	3
Treasury & Treasurer’s Trust, Treasury and Treasurer’s Trust Charts	4
General Fund and Local Government Investment Pool Charts	5
Receipts and Disbursements for the State Treasury	6
Receipts and Disbursements for Trust Funds	16
Investment Statement & Investment Interest Income and Capital Gains	23



JAMES L. McINTIRE,
State Treasurer

State of Washington
Office of the Treasurer
Legislative Building
P.O. Box 40200
Olympia, Washington 98504-0200

(360) 902-9000 • TTY 7-1-1
FAX (360) 902-9037
Home Page <http://tre.wa.gov>

Fellow Washingtonians,

I am pleased to report on the operations of the Office of the State Treasurer for the month of August 2014. At the close of the month, the Treasury & Treasurer's Trust book balance was \$4.2 billion with investment earnings distributed for the month of \$2.1 million.

Sincerely,

A handwritten signature in black ink, appearing to read "James L. McIntire". The signature is fluid and cursive, with a large initial "J" and "M".

James L McIntire
Washington State Treasurer

GENERAL FUND

GENERAL FUND CURRENT MONTH AND FISCAL YEAR TO DATE COMPARISON (In Millions)

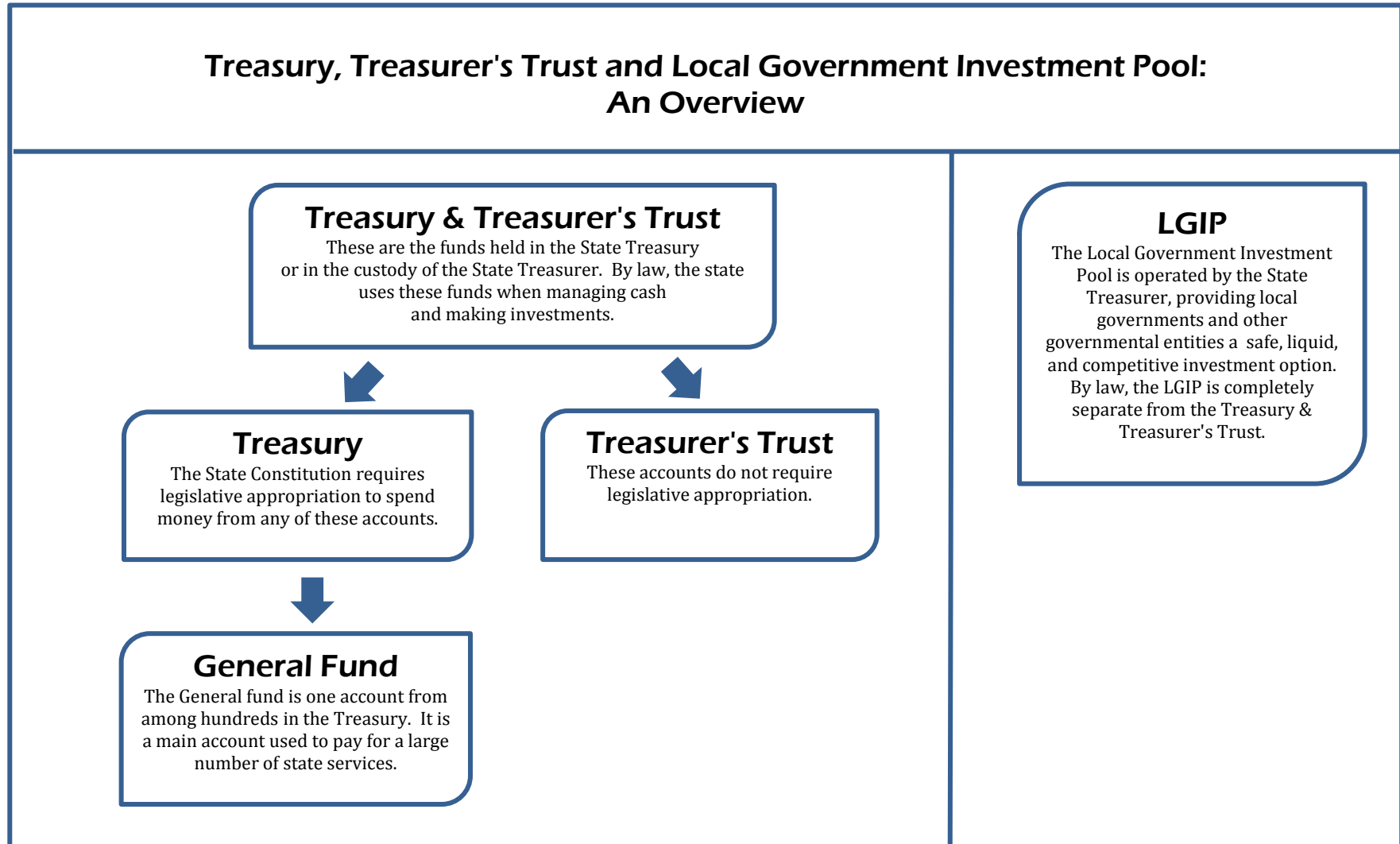
	Month of August		Fiscal Year to Date	
	2014	2013	2015	2014
Beginning Book Balance	\$ (155.232)	\$ (375.572)	\$ 401.227	\$ 178.568
Cash Revenue	2,052.736	1,428.411	4,080.400	2,954.529
Other Cash Receipts	749.390	655.987	1,327.668	1,513.801
Total Cash Receipts	<u>\$ 2,802.126</u>	<u>\$ 2,084.398</u>	<u>\$ 5,408.068</u>	<u>\$ 4,468.330</u>
Total Cash Disbursements	<u>\$ 3,382.327</u>	<u>\$ 2,623.149</u>	<u>\$ 6,544.728</u>	<u>\$ 5,561.221</u>
Ending Book Balance	<u>\$ (735.433)</u>	<u>\$ (914.323)</u>	<u>\$ (735.433)</u>	<u>\$ (914.323)</u>
Cash Revenue				
Bond Retirement & Interest	\$ 0.000	\$ 0.000	\$ (0.146)	\$ (0.141)
Secretary of State	2.071	2.283	4.646	4.514
Department of Revenue:				
Retail Sales Tax	752.786	611.967	1,400.081	1,223.960
Business & Occupation Tax	292.382	257.258	603.982	558.060
Compensating Tax	50.143	50.565	102.128	95.603
Cigarette Tax	33.598	36.487	67.421	45.576
Public Utility Tax	31.217	23.827	59.383	53.151
Various Other Revenue	39.868	39.899	76.456	73.225
Insurance Commission	9.005	4.499	27.655	7.741
Liquor Control Board	0.248	0.000	0.215	0.000
Department of Licensing:				
Excise Tax – Other	0.015	0.014	0.029	0.029
Various Other Revenue	1.045	1.081	4.233	4.684
Department of Social & Health Services	13.371	(1.246)	22.304	20.299
Universities & Colleges	0.000	(0.001)	0.000	(0.001)
Treasurer's Transfers	0.981	(1.994)	(48.267)	(53.004)
Counties:				
Property Tax	7.305	9.636	19.948	22.203
Real Estate Excise Tax	61.525	61.887	134.187	130.356
Various Other Revenue	5.134	5.325	10.147	10.168
Federal Grants-In-Aid (All Agencies)	697.894	316.209	1,508.805	677.608
Revenues Distributed to Local Governments	(0.250)	(0.245)	(0.500)	(0.491)
Other Agencies' Cash Revenue	54.398	10.960	87.693	80.989
Total Cash Revenue	<u>\$ 2,052.736</u>	<u>\$ 1,428.411</u>	<u>\$ 4,080.400</u>	<u>\$ 2,954.529</u>

Source: Agency Financial Reporting System (AFRS).

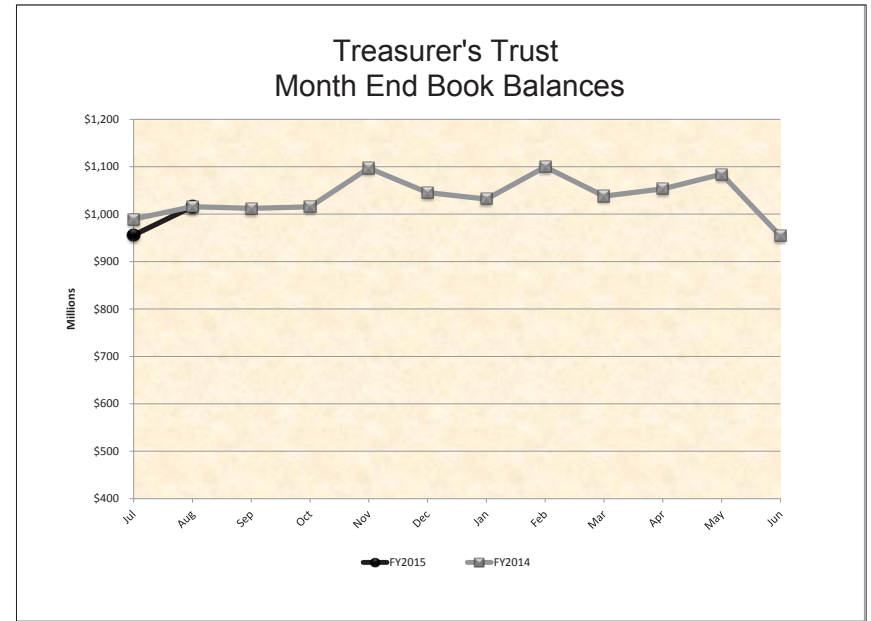
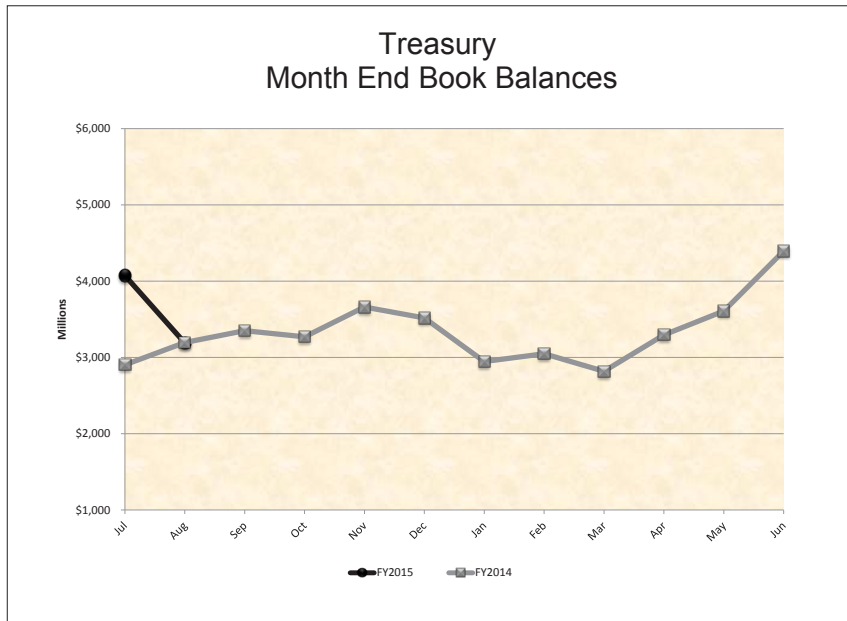
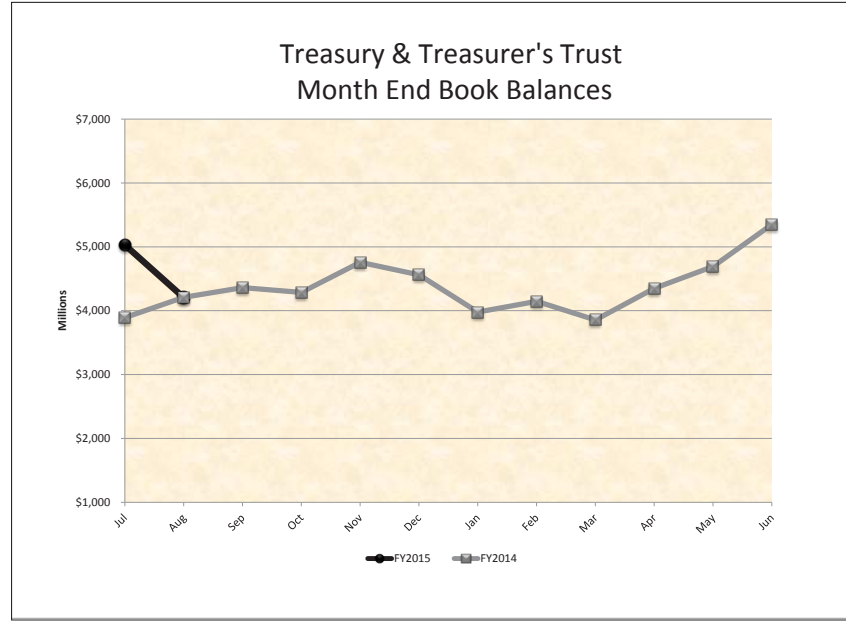
TREASURY, TREASURER'S TRUST AND LGIP FLOW CHART

The State Treasurer is charged with the cash management of public funds, which includes two categories of state funds and accounts: (1) funds and accounts located in the state treasury, which are subject to legislative appropriation; and (2) Treasurer's trust funds, which are accounts placed in the custody of the State Treasurer, and not typically subject to legislative appropriation. Funds within these accounts are comingled for investment and cash management purposes.

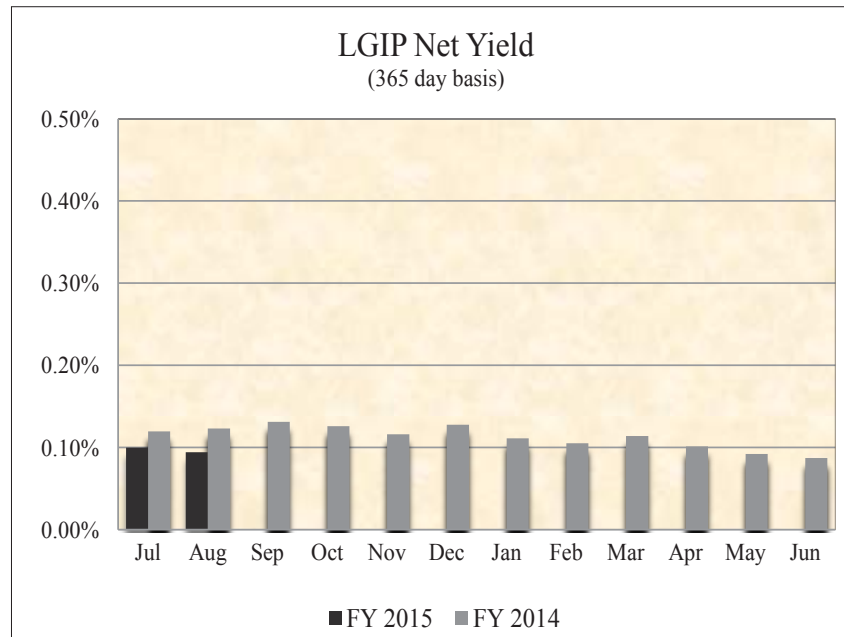
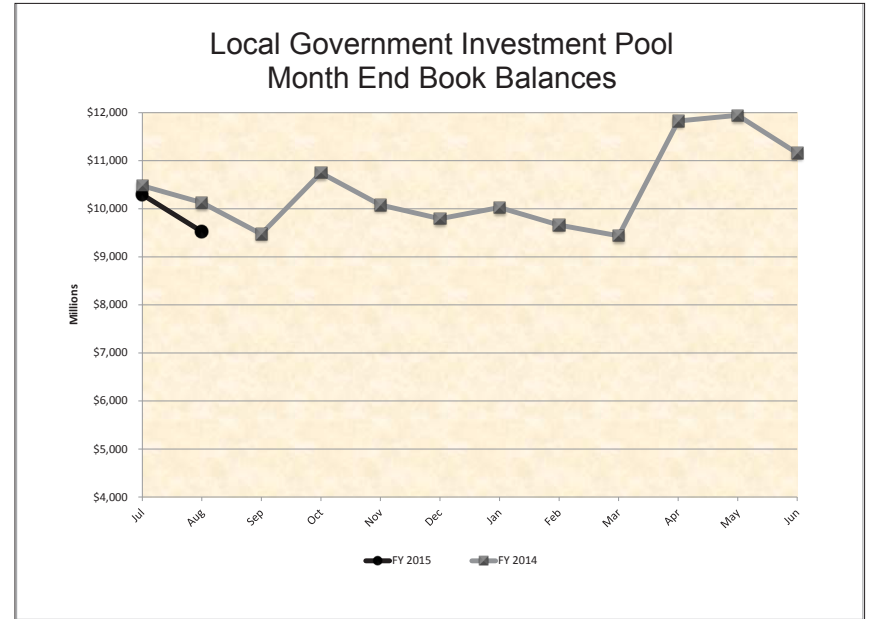
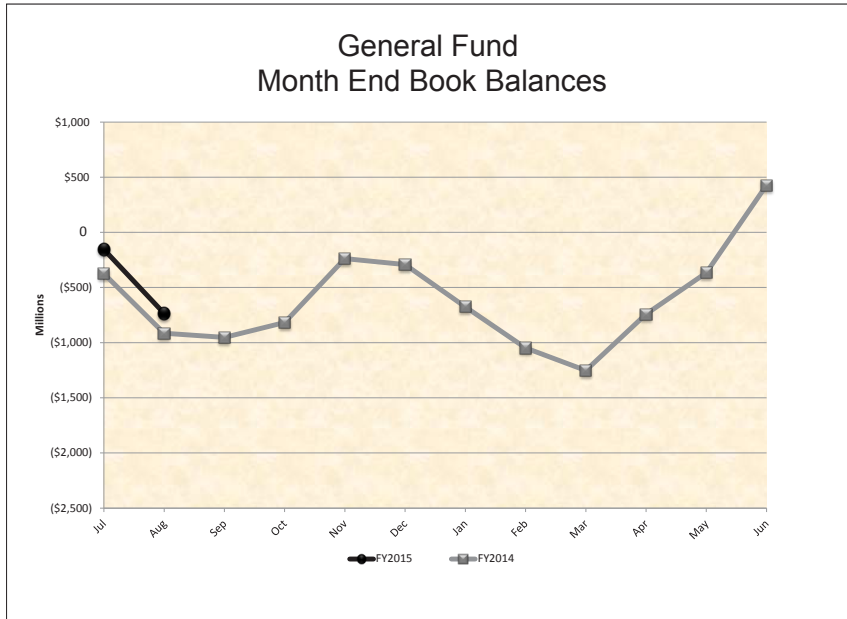
This flow chart describes the structure of the Treasury and Treasurer's Trust Accounts. Month end balances of these accounts are shown on pages 4 and 5.



TREASURY & TREASURER'S TRUST AND TREASURY AND TREASURER'S TRUST CHART



GENERAL FUND AND LOCAL GOVERNMENT INVESTMENT POOL CHARTS



RECEIPTS AND DISBURSEMENTS FOR TREASURY FUNDS

	August 1, 2014		August 2014		August 31, 2014		
	Beginning Book Balance		Plus Receipts	Less Disbursements	Ending Book Balance	Outstanding Warrants	Ending Cash Balance
GENERAL FUND							
001 General	\$ (155,232,422.36)		\$ 2,802,125,959.26	\$ 3,382,326,310.91	\$ (735,432,774.01)	\$ 25,354,467.02	\$ (710,078,306.99)
018 Millersylvania Park Current	5,210.50				5,210.50		5,210.50
01E Geothermal	159.89				159.89		159.89
01N Institutional Impact	19,144.72				19,144.72		19,144.72
02P Flood Control Assistance	543,905.26	2,000,000.00		138,457.97	2,405,447.29	352.50	2,405,799.79
031 State Investment Board Expense	2,753,858.10	1,426,808.42		1,461,287.86	2,719,378.66	50,469.41	2,769,848.07
032 State Emergency Water Projects Revolving	221,616.92				221,616.92		221,616.92
03A Excess Earnings							
03L County Criminal Justice Assistance	2,874,566.03	1,746.15		254,074.55	2,622,237.63	203.34	2,622,440.97
03M Municipal Criminal Justice Assistance	627,349.07	644.66		159,339.51	468,654.22	17,283.93	485,938.15
04L Public Health Services	6.11				6.11		6.11
051 State and Local Improvements Revolving	734,427.88			120,448.08	613,979.80	120,448.08	734,427.88
055 State & Local Improve Revolving (Waste Disp Facilities, 1980)	152,192.73			56,734.91	95,457.82		95,457.82
05C Criminal Justice Treatment	8,100,194.45	46,469.39		205,746.69	7,940,917.15	17,979.21	7,958,896.36
05M Tourism Development and Promotion							
070 Outdoor Recreation	5,535,669.49			718,556.04	4,817,113.45	1,730.46	4,818,843.91
072 State & Local Improve Revolving (Water Supply Facilities)	834,512.51	0.09		(41,041.05)	875,553.65		875,553.65
09C Farmlands Preservation	2,528,436.84				2,528,436.84		2,528,436.84
09G Riparian Protection	2,299,163.52			40,899.28	2,258,264.24		2,258,264.24
09R Economic Development Strategic Reserve	3,008,891.09			38,043.85	2,970,847.24		2,970,847.24
10K Veterans Innovation Program	103,740.40				103,740.40		103,740.40
10P Columbia River Basin Water Supply Development	17,124,281.77	1,968.52		4,491,465.12	12,634,785.17		12,634,785.17
10R Energy Freedom	1,244,312.75	172.89			1,244,485.64		1,244,485.64
10T Hood Canal Aquatic Rehabilitation Bond	(2,541.81)				(2,541.81)		(2,541.81)
11F Reinvesting in Youth	227,213.08			7,031.13	220,181.95		220,181.95
11N Heritage Barn Preservation							
11W Water Quality Capital	109,593.36				109,593.36		109,593.36
125 Site Closure	26,746,263.92	4,089.35		115,816.57	26,634,536.70		26,634,536.70
12B Green Energy Incentive							
12J Boating Activities	10,000.00				10,000.00		10,000.00
12K Puget Sound Scientific Research							
12R Independent Youth Housing							
12W Veterans Conservation Corps				(1,191.31)	1,191.31		1,191.31
14B Budget Stabilization	414,600,719.24	57,611.85			414,658,331.09		414,658,331.09
14C Puget Sound Recovery							
14G Ballast Water Management							
14H Community Preservation & Development Auth	8,750.00				8,750.00		8,750.00
14L Streamlined Sales & Use Tax Mitigation	25,965,645.53				25,965,645.53		25,965,645.53
15C WA Community Tech Opportunity							
15F Local Public Safety Enhancement							

RECEIPTS AND DISBURSEMENTS FOR TREASURY FUNDS

	August 1, 2014	August 2014		August 31, 2014		
	Beginning Book Balance	Plus Receipts	Less Disbursements	Ending Book Balance	Outstanding Warrants	Ending Cash Balance
GENERAL FUND (Continued)						
15J Building Communities	\$	\$	\$	\$	\$	\$
15K Columbia River Water Delivery	16,173.66	16,173.66	16,173.66
15R Evergreen Job Training
16V Water Rights Processing	45,736.43	3.86	45,732.57	45,732.57
177 Judicial Retirement Administrative
17B Home Visiting Services	4,452,703.55	61,573.63	4,391,129.92	4,391,129.92
17C Opportunity Express Account	62,171.42	62,171.42	62,171.42
17E State Efficiency and Restructuring
17F Washington Opportunity Pathways	(4,870,216.80)	10,587,167.23	1,617,395.00	4,099,555.43	27,284.00	4,126,839.43
17K Basic Health Plan Stabilization
18B Columbia River Basin Tax Bond Water Supply Development	14,383,956.56	1,998.68	14,385,955.24	14,385,955.24
18H Opportunity Expansion	4,009,795.32	4,009,795.32	4,009,795.32
18K 24/7 Sobriety	568.00	285.25	853.25	853.25
18T Child and Family Reinvestment	1,337,241.65	155.26	595.28	1,336,801.63	1,103.34	1,337,904.97
19K Yakima Integrated Plan Implementation
19L Charter Schools Oversight
19N Diesel Idle Reduction
20C Yakima Integrated Plan Implementation Taxable Bond
244 Habitat Conservation	5,780,978.70	238,429.46	5,542,549.24	758.72	5,543,307.96
253 Education Construction	7,057,060.64	980.60	7,058,041.24	7,058,041.24
285 Growth Management Planning and Environmental Review
291 Education Savings
355 State Taxable Building Construction	68,127,653.73	(2,454.61)	17,715,468.53	50,409,730.59	112,624.61	50,522,355.20
359 School Constr & Skill Ctrs Bldg	656,326.19	656,326.19	656,326.19
489 Pension Funding Stabilization
548 LEOFF System Plan 2 Expense	64,895.72	83,764.04	101,885.61	46,774.15	125.16	46,899.31
563 Columbia River Crossing Project
565 Yakima Integrated Plan Implementation Revenue Recovery
828 Tobacco Prevention and Control	1,896,464.72	264.84	4,928.42	1,891,801.14	1,891,801.14
830 Agricultural College Trust Management	183,672.67	1,333,506.15	58,813.47	1,458,365.35	1.04	1,458,366.39
TOTAL GENERAL FUND	\$ 464,350,043.15	\$ 2,817,671,138.02	\$ 3,409,891,073.37	\$ (127,869,892.20)	\$ 25,704,830.82	\$ (102,165,061.38)
SPECIAL REVENUE FUNDS						
002 Hospital Data Collection	\$ 76,533.66	\$ (6,593.44)	\$ 12,734.77	\$ 57,205.45	\$	\$ 57,205.45
003 Architects' License	806,213.77	27,331.66	34,984.13	798,561.30	1,645.00	800,206.30
007 Winter Recreational Program	1,304,109.71	(10.00)	28,862.74	1,275,236.97	673.40	1,275,910.37
014 Forest Development	11,976,977.07	9,800.28	120,348.24	11,866,429.11	63,957.45	11,930,386.56
01B ORV & Non-Highway Vehicle Account	593,995.81	210,439.67	161,868.34	642,567.14	897.11	643,464.25
01M Snowmobile	1,898,533.19	17,880.43	(54,733.16)	1,971,146.78	265.92	1,971,412.70
024 Professional Engineers'	2,226,207.20	144,871.00	147,126.08	2,223,952.12	1,289.84	2,225,241.96

RECEIPTS AND DISBURSEMENTS FOR TREASURY FUNDS

	August 1, 2014		August 2014		August 31, 2014		
	Beginning Book Balance		Plus Receipts	Less Disbursements	Ending Book Balance	Outstanding Warrants	Ending Cash Balance
SPECIAL REVENUE FUNDS (Continued)							
026 Real Estate Commission	\$ 4,707,743.93	\$	308,728.57	\$ 396,906.24	\$ 4,619,566.26	\$ 4,070.84	\$ 4,623,637.10
027 Reclamation	2,583,168.67		96,098.19	(810,544.88)	3,489,811.74	44,037.96	3,533,849.70
02A Surveys and Maps	888,055.44		33,982.53	25,284.80	896,753.17	896,753.17
02G Health Professions	31,361,442.75		4,265,735.23	4,616,235.22	31,010,942.76	62,152.91	31,073,095.67
02H Business Enterprises Revolving	770,724.52		121,291.17	102,660.81	789,354.88	3,901.07	793,255.95
02J Certified Public Accountants'	3,957,869.00		46,830.00	89,490.08	3,915,208.92	46.72	3,915,255.64
02K Death Investigations	5,775,503.32		434,736.06	1,279,877.67	4,930,361.71	1,663.96	4,932,025.67
02M Essential Rail Assistance	300,539.06		53,081.82	353,620.88	353,620.88
02N Parkland Acquisition	226,595.60	226,595.60	226,595.60
02R Aquatic Lands Enhancement	12,055,863.27		(22,251.09)	(1,047,338.02)	13,080,950.20	80,795.15	13,161,745.35
02W Timber Tax Distribution	8,282,781.38		2,827,372.82	10,393,696.73	716,457.47	65,809.85	782,267.32
030 Landowner Contingency Forest Fire Suppression	3,684,210.31		4,640.79	7,286.36	3,681,564.74	3,681,564.74
039 Aeronautics	3,498,451.59		212,602.77	86,134.19	3,624,920.17	3,195.98	3,628,116.15
03B Asbestos	859,295.40		24,850.00	14,779.61	869,365.79	869,365.79
03C Emergency Medical Services and Trauma Care System Trust	6,132,712.16		2,150,007.80	2,239,156.18	6,043,563.78	8,269.48	6,051,833.26
03F Enhanced 911	16,784,026.90		2,160,933.29	2,917,733.27	16,027,226.92	11,777.29	16,039,004.21
03N Business License	6,961,833.90		1,190,555.73	1,088,004.41	7,064,385.22	65,012.59	7,129,397.81
03P Fire Service Trust	372,355.48		15.00	17,388.97	354,981.51	35.00	355,016.51
03R Safe Drinking Water	2,949,079.58		100,744.54	(48,059.45)	3,097,883.57	440.44	3,098,324.01
041 Resource Management Cost	43,779,488.56		(65,343.26)	(528,242.89)	44,242,388.19	241,892.45	44,484,280.64
042 Charitable, Educational, Penal, and Reformatory Institutions	5,208,824.38		(433,948.10)	28,536.33	4,746,339.95	47,137.76	4,793,477.71
044 Waste Reduction, Recycling, and Litter Control	3,092,724.45		(1,019,356.13)	704,590.78	1,368,777.54	5,394.84	1,374,172.38
045 State Vehicle Parking	1,340,701.25		305,827.57	406,402.82	1,240,126.00	22,321.00	1,262,447.00
048 Marine Fuel Tax Refund	319,790.90		9,800.69	6,009.23	323,582.36	1,538.29	325,120.65
04E Uniform Commercial Code	2,208,478.67		76,462.00	134,680.19	2,150,260.48	146.00	2,150,406.48
04H Surface Mining Reclamation	1,104,963.66		5.61	(8,972.31)	1,113,941.58	1,113,941.58
04M Recreational Fisheries Enhancement	1,109,071.71		132,494.54	7,579.19	1,233,987.06	468.91	1,234,455.97
04R Drinking Water Assistance	147,037.98		34,086.18	621,192.83	(440,068.67)	1,865.92	(438,202.75)
04V Vehicle License Fraud	76,746.64		8,884.66	15,747.87	69,883.43	69,883.43
04W Waterworks Operator Certification	1,298,876.12		29,298.79	102,320.48	1,225,854.43	132.00	1,225,986.43
058 Public Works Assistance	18,263,014.42		1,669,768.52	786,755.22	19,146,027.72	319.60	19,146,347.32
05H Disaster Response	16,070,292.57		7,934,492.15	5,478,593.36	18,526,191.36	79,018.26	18,605,209.62
05R Drinking Water Assistance Administrative	4,893,730.29		53,053.80	3,560.09	4,943,224.00	118.37	4,943,342.37
05W State Drought Preparedness	607,611.96	2,136.10	605,475.86	605,475.86
06A Salmon Recovery	9,400.65	9,400.65	9,400.65
06G Real Estate Appraiser Commission	566,958.51		53,136.78	78,285.29	541,810.00	541,810.00
06K Lead Paint	56,111.10		4,330.00	25.00	60,416.10	25.00	60,441.10
06L Business and Professions	4,618,013.56		702,880.19	834,611.47	4,486,282.28	14,617.35	4,500,899.63
06R Real Estate Research	972,589.59		14,520.00	257.00	986,852.59	986,852.59
06T License Plate Technology	363,149.00		133,379.63	31.18	496,497.45	14.69	496,512.14

RECEIPTS AND DISBURSEMENTS FOR TREASURY FUNDS

	August 1, 2014		August 2014		August 31, 2014		
	Beginning Book Balance		Plus Receipts	Less Disbursements	Ending Book Balance	Outstanding Warrants	Ending Cash Balance
SPECIAL REVENUE FUNDS (Continued)							
071 Warm Water Game Fish	\$ 514,638.87	\$	99,589.47	\$ 91,239.78	\$ 522,988.56	\$ 558.30	\$ 523,546.86
07C Vessel Response	197,502.78		500.00	198,002.78	198,002.78
07R Drinking Water Assistance Repayment	87,157,794.81		12,644.37	6,709,388.38	80,461,050.80	108,382.10	80,569,432.90
07W Domestic Violence Prevention	864,792.56		48,124.23	24,294.61	888,622.18	6,053.89	894,676.07
080 Grade Crossing Protective	536,952.48		76.31	23,005.78	514,023.01	514,023.01
081 State Patrol Highway	33,350,210.93		18,729,423.88	19,308,578.44	32,771,056.37	228,055.23	32,999,111.60
082 Motorcycle Safety Education	1,331,463.73		176,291.30	256,812.91	1,250,942.12	200.00	1,251,142.12
084 Building Code Council	276,074.72		29,062.26	33,028.59	272,108.39	175.16	272,283.55
086 Fire Service Training	7,629,041.25		143,220.59	583,227.28	7,189,034.56	14,281.18	7,203,315.74
087 Park Land Trust Revolving	1,555,661.02		228,651.87	94,015.69	1,690,297.20	461.79	1,690,758.99
08A Education Legacy Trust	68,860,837.18		8,481,423.85	5,571,268.59	71,770,992.44	91,486.23	71,862,478.67
08G Flexible Spending Administrative	2,377,936.13		352,300.73	53,954.18	2,676,282.68	2,676,282.68
08H Military Department Rental and Lease	1,018,816.75		44,099.88	19,224.59	1,043,692.04	502.50	1,044,194.54
08K Problem Gambling	220,116.71		24,120.12	65,518.09	178,718.74	14,510.00	193,228.74
08M Small City Pavement and Sidewalk	2,403,405.49		79,159.04	708,081.92	1,774,482.61	1,774,482.61
08R Waste Tire Removal	4,091,419.21		321,129.00	37,605.61	4,374,942.60	4,374,942.60
094 Transportation Infrastructure	8,776,141.96		1,221.66	156,500.55	8,620,863.07	8,620,863.07
095 Electrical License	9,278,704.49		1,585,620.03	1,608,267.03	9,256,057.49	7,329.88	9,263,387.37
096 Highway Infrastructure	2,384,182.62		331.28	2,384,513.90	2,384,513.90
097 Recreational Vehicle	2,074,624.27		69,044.50	3.00	2,143,665.77	2,143,665.77
099 Puget Sound Capital Construction	14,234,595.30		2,425,577.48	4,600,159.74	12,060,013.04	646,657.04	12,706,670.08
09E Freight Mobility Investment	11,854,019.07		1,647.19	11,855,666.26	11,855,666.26
09F High-Occupancy Toll Lanes Operations	2,057,939.37		285.76	(94,765.75)	2,152,990.88	21.40	2,153,012.28
09H Transportation Partnership	313,132,993.22		12,180,058.15	5,080,291.69	320,232,759.68	839,777.22	321,072,536.90
09M Aquatic Invasive Species Enforcement	410,106.27		9,427.50	15,283.90	404,249.87	404,249.87
09N Aquatic Invasive Species Prevention	368,104.64		28,282.50	36,135.72	360,251.42	2.02	360,253.44
09P City-County Assistance	1,042,336.14		1,182,049.41	17,183.90	2,207,201.65	151.27	2,207,352.92
09T Washington Main Street Trust Fund	71,851.81		(1,250.00)	70,601.81	70,601.81
102 Rural Arterial Trust	18,779,088.55		1,556,009.48	1,205,554.96	19,129,543.07	2,508.93	19,132,052.00
104 State Wildlife	29,488,339.96		3,865,868.66	5,084,703.20	28,269,505.42	146,742.23	28,416,247.65
106 Highway Safety	16,798,929.57		12,304,934.29	9,588,987.95	19,514,875.91	115,599.64	19,630,475.55
107 Liquor Excise Tax	1,354,477.35		2,025,549.63	3,380,026.98	3,380,026.98
108 Motor Vehicle	141,113,995.86		129,680,066.25	111,160,115.23	159,633,946.88	3,398,541.68	163,032,488.56
109 Puget Sound Ferry Operations	45,283,114.06		22,026,563.25	19,632,139.24	47,677,538.07	110,288.87	47,787,826.94
10A Aquatic Algae Control	392,542.82		18,855.00	93,404.70	317,993.12	317,993.12
10B Home Security Fund	3,979,920.13		1,436,761.21	684,963.63	4,731,717.71	4,252.27	4,735,969.98
10G Water Rights Tracking System	297,026.84		7.20	297,019.64	297,019.64
10H Job Development
110 Special Wildlife	4,341,879.00		15,154.14	667,276.15	3,689,756.99	500,971.50	4,190,728.49
111 Public Service Revolving	17,670,627.06		88,947.68	1,138,329.80	16,621,244.94	18,521.14	16,639,766.08

RECEIPTS AND DISBURSEMENTS FOR TREASURY FUNDS

	August 2014			August 31, 2014		
	Beginning Book Balance	Plus Receipts	Less Disbursements	Ending Book Balance	Outstanding Warrants	Ending Cash Balance
SPECIAL REVENUE FUNDS (Continued)						
113 Common School Construction	\$ 55,900,077.53	\$ (1,066,721.45)	\$ 5,390,024.00	\$ 49,443,332.08	\$ 600,618.78	\$ 50,043,950.86
116 Basic Data	45,220.00	45,220.00	45,220.00
119 Unemployment Compensation Administration	75,310.15	13,462,463.43	14,023,369.53	(485,595.95)	701,343.81	215,747.86
11B Regional Mobility Grant Program	23,829,443.23	3,618.25	945,542.03	22,887,519.45	22,887,519.45
11E Freight Mobility Multimodal	7,880,714.13	906.81	7,881,620.94	7,881,620.94
11H Forest and Fish Support	4,448,921.34	413,359.99	232,729.93	4,629,551.40	52,818.19	4,682,369.59
11K Washington Auto Theft Prevention Authority	816,081.84	1,850,128.68	638,848.85	2,027,361.67	2,027,361.67
120 Administrative Contingency	8,033,225.34	589,512.93	327,196.93	8,295,541.34	618.84	8,296,160.18
12C Affordable Housing For All	6,322,046.10	350,326.40	124,301.12	6,548,071.38	125.48	6,548,196.86
12M Charitable Organization Education	903,514.57	22,730.00	7,027.93	919,216.64	152.61	919,369.25
12T Traumatic Brain Injury	2,058,788.95	127,293.34	130,853.80	2,055,228.49	365.44	2,055,593.93
134 Employment Services Administrative	7,392,479.61	246,215.96	348,688.56	7,290,007.01	609.68	7,290,616.69
138 Insurance Commissioner's Regulatory	28,768,875.30	231,906.00	1,961,945.56	27,038,835.74	28,277.44	27,067,113.18
144 Transportation Improvement	45,526,470.59	7,111,512.18	6,665,906.33	45,972,076.44	5,234.76	45,977,311.20
146 Firearms Range	964,647.42	24,486.00	59,654.04	929,479.38	929,479.38
14A Wildlife Rehabilitation	449,317.50	15,999.83	14,304.15	451,013.18	451,013.18
14M Financial Fraud & ID Theft	549,172.17	27,440.53	13,669.78	562,942.92	562,942.92
14R Military Active State Service
14V Ignition Interlock Device	218,968.91	416,262.67	249,549.34	385,682.24	385,682.24
150 Low-Income Weatherization/ Structural Rehabilitation Assistance	2,917,642.16	230.10	12,203.56	2,905,668.70	2,905,668.70
153 Rural Mobility Grant Program	2,581,107.38	419.88	290,966.60	2,290,560.66	2,290,560.66
154 New Motor Vehicle Arbitration	1,578,038.58	60,138.00	17,130.11	1,621,046.47	119.34	1,621,165.81
158 Aquatic Land Dredged Material Disposal Site	341,930.44	0.41	4,944.46	336,986.39	336,986.39
159 Parks Improvement	801,306.37	157,772.00	65,025.35	894,053.02	6,844.37	900,897.39
15H Cleanup Settlement	83,619,389.92	4,992,673.18	896,938.88	87,715,124.22	68,682.85	87,783,807.07
15M Biotoxin	645,945.75	63,253.01	62,488.33	646,710.43	384.43	647,094.86
15P Energy Recovery Act	2,740,288.97	358,763.17	3,099,052.14	3,099,052.14
160 Wood Stove Education and Enforcement	347,402.49	10,598.16	(182,904.35)	540,905.00	190.00	541,095.00
162 Farm Labor Contractor	35,446.23	1,285.00	36,731.23	36,731.23
167 Natural Resources Conservation Areas Stewardship	244,275.03	0.25	1,994.89	242,280.39	242,280.39
16A Judicial Stabilization Trust	1,169,317.70	435,923.89	92,384.27	1,512,857.32	9,193.20	1,522,050.52
16J SR 520 Corridor	213,707,623.92	19,581,252.38	58,664,555.58	174,624,320.72	35,880.63	174,660,201.35
16M Appraisal Management Company	348,738.70	6,038.00	4,406.37	350,370.33	350,370.33
16P Marine Resources Stewardship Trust	2,099,426.44	297.31	236,306.17	1,863,417.58	63,363.38	1,926,780.96
16W Hospital Safety Net Assessment	101,711,111.25	42,707,228.32	60,828,787.84	83,589,551.73	83,589,551.73
172 Basic Health Plan Trust	29,029.99	(2,979.83)	(2,053.05)	28,103.21	2,291.77	30,394.98
173 State Toxics Control	55,073,748.78	7,296,478.59	9,757,513.82	52,612,713.55	55,060.57	52,667,774.12
174 Local Toxics Control	101,692,075.09	5,133,170.65	8,041,576.59	98,783,669.15	154,185.35	98,937,854.50
176 Water Quality Permit	8,629,227.67	7,972,156.06	1,326,312.49	15,275,071.24	5,274.18	15,280,345.42
17N Complete Streets Grant Program

RECEIPTS AND DISBURSEMENTS FOR TREASURY FUNDS

	August 1, 2014		August 2014		August 31, 2014		
	Beginning Book Balance		Plus Receipts	Less Disbursements	Ending Book Balance	Outstanding Warrants	Ending Cash Balance
SPECIAL REVENUE FUNDS (Continued)							
17P SR520 Civil Penalties	\$ 10,341,914.95		\$ 1,410.31	\$ (550,059.78)	\$ 10,893,385.04	\$ 66,320.51	\$ 10,959,705.55
17T Health Benefit Exchange	309,257.58			75,525.62	233,731.96		233,731.96
17W Limousine Carriers	9,290.99		523.00		9,813.99		9,813.99
182 Underground Storage Tank	849,378.34		129,446.65	115,155.30	863,669.69	640.00	864,309.69
186 County Arterial Preservation	1,657,403.60		1,198,687.06	1,251,907.82	1,604,182.84	626.23	1,604,809.07
18J Capital Vessel Replacement	3,616,352.25		409,792.68	9,083.50	4,017,061.43		4,017,061.43
18L Hydraulic Project Approval	94,871.81		38,981.35	26,399.62	107,453.54	3,600.00	111,053.54
18W Public Transportation Grant Program							
199 Biosolids Permit	794,353.33			35,158.45	759,194.88	1,523.00	760,717.88
19A Medicaid Fraud Penalty	14,690,597.68		(3,130.33)	143,519.01	14,543,948.34	2,796.19	14,546,744.53
19C Forest Practice Application	258,514.42		3.57	(36,232.48)	294,750.47		294,750.47
19G Environmental Legacy Stewardship	93,231,337.55		6,940,827.31	10,430,164.15	89,742,000.71	83,035.19	89,825,035.90
19T DOL Technology Improvement and Data Management							
200 Regional Fisheries Enhancement Salmonid Recovery	1,079,745.98		715.07	41,871.32	1,038,589.73		1,038,589.73
201 Department of Licensing Services	880,563.87		266,831.72	(151,547.72)	1,298,943.31	33.08	1,298,976.39
202 Medical Test Site Licensure	656,158.02		371,445.14	187,696.03	839,907.13	2,447.53	842,354.66
203 Passenger Ferry	27.39				27.39		27.39
204 Volunteer Fire Fighters' and Reserve Officers' Administrative	1,129,922.45		158.65	27,419.61	1,102,661.49		1,102,661.49
207 Hazardous Waste Assistance	2,928,802.05		79,238.30	187,624.37	2,820,415.98	1,505.90	2,821,921.88
20B Brownfield Redevelopment Trust Fund							
20R Radioactive Mixed Waste	2,403,991.63		1,160.24	528,750.83	1,876,401.04	658.27	1,877,059.31
215 Special Category C	1,478,682.92		684,860.20	18,748.16	2,144,794.96		2,144,794.96
216 Air Pollution Control	1,477,696.11		235,448.20	(669,094.88)	2,382,239.19	2,155.28	2,384,394.47
217 Oil Spill Prevention	4,363,508.83		123,329.41	269,210.43	4,217,627.81	594.36	4,218,222.17
218 Multimodal Transportation	55,669,800.97		18,842,347.62	12,146,030.09	62,366,118.50	302,420.44	62,668,538.94
222 Freshwater Aquatic Weeds	773,611.88		56,175.00	43,640.31	786,146.57	174.00	786,320.57
223 State Oil Spill Response	9,941,150.16		93,512.35	2,128.82	10,032,533.69		10,032,533.69
234 Public Works Administration	9,928,488.78		431,222.39	286,400.69	10,073,310.48	10,285.56	10,083,596.04
235 Youth Tobacco Prevention	714,064.34		44,512.77	28,455.29	730,121.82		730,121.82
237 Recreation Access Pass	2,241,580.34		(254,705.20)	237.00	1,986,638.14	180.00	1,986,818.14
260 University of Washington Operating Fees							
262 Manufactured Home Installation Training	278,446.44		16,986.39	13,994.81	281,438.02		281,438.02
263 Community and Economic Development Fee	2,544,263.70		142,930.66	125,217.84	2,561,976.52		2,561,976.52
267 Recreation Resources	2,931,189.33		577,619.67	460,111.85	3,048,697.15	367.00	3,049,064.15
268 Nonhighway and Off-Road Vehicle Activities (NOVA) Program	5,643,750.32		404,224.33	1,226,010.30	4,821,964.35	9.84	4,821,974.19
269 Parks Renewal and Stewardship	26,336,040.57		6,845,219.08	6,043,152.46	27,138,107.19	121,582.29	27,259,689.48
271 Washington State University Operating Fees							
275 Central Washington University Operating Fees							
277 State Agency Parking	190,406.21		8,265.00	9,130.56	189,540.65	37.50	189,578.15
296 Columbia River Basin Water Supply Rev Recovery	981,506.13		136.39		981,642.52		981,642.52

RECEIPTS AND DISBURSEMENTS FOR TREASURY FUNDS

	August 1, 2014		August 2014		August 31, 2014		
	Beginning Book Balance		Plus Receipts	Less Disbursements	Ending Book Balance	Outstanding Warrants	Ending Cash Balance
SPECIAL REVENUE FUNDS (Continued)							
315 Dedicated Marijuana Fund	\$ (1,410,259.63)		\$ 920,893.49	\$ 416,870.20	\$ (906,236.34)	\$ 23,080.79	\$ (883,155.55)
319 Public Health Supplemental	1,106,493.97		40,237.89	12,995.74	1,133,736.12	1,133,736.12
404 State Treasurer's Service	8,730,075.55		1,468,805.01	678,684.06	9,520,196.50	20,656.08	9,540,852.58
408 Coastal Protection	965,790.56		10,880.96	22,329.10	954,342.42	954,342.42
441 Local Government Archives	1,184,043.52		296,526.84	257,847.61	1,222,722.75	1,222,722.75
500 Perpetual Surveillance and Maintenance	45,039,075.73		21,668.70	45,060,744.43	45,060,744.43
507 Oyster Reserve Land	669,227.40		54,126.45	27,593.43	695,760.42	1,472.36	697,232.78
511 Tacoma Narrows Toll Bridge	9,211,667.78		(2,761,470.33)	(3,289,281.51)	9,739,478.96	34,198.51	9,773,677.47
513 Derelict Vessel Removal	903,829.08		56,610.00	23,538.47	936,900.61	75.00	936,975.61
532 Washington Housing Trust	8,899,083.85		434,687.64	186,991.98	9,146,779.51	9,146,779.51
535 Alaskan Way Viaduct Replacement Project
549 Election	5,964,548.24		848.77	91,718.88	5,873,678.13	5,873,678.13
550 Transportation 2003	157,872,474.39		2,774,253.56	31,940,225.65	128,706,502.30	113,520.54	128,820,022.84
562 Skilled Nursing Facility Safety Net Trust	11,623,252.16		1,001.74	5,377,226.16	6,247,027.74	6,247,027.74
564 Water Pollution Control Revolving Administration	29,424.24		175.18	29,599.42	29,599.42
566 Community Forest Trust
571 Multiuse Roadway Safety	10,887.72		3,373.26	14,260.98	14,260.98
595 I-405 Express Toll Lanes Operations
600 Department of Retirement Systems Expense	7,954,387.65		2,742,107.68	2,201,407.69	8,495,087.64	12,021.35	8,507,108.99
689 Rural Washington Loan	10,391,935.82		1,443.98	10,393,379.80	10,393,379.80
727 Water Pollution Control Revolving	169,427,205.90		5,228,034.51	1,976,293.56	172,678,946.85	343.36	172,679,290.21
733 Capitol Campus Reserve	(3,875,488.96)		207,041.67	(3,668,447.29)	(3,668,447.29)
777 Prostitution Prevention and Intervention	119,973.29		(2,497.62)	117,475.67	117,475.67
785 State Educational Trust Fund	4,998,389.62		41,216.60	42,362.98	4,997,243.24	4,997,243.24
818 Youth Athletic Facility	184,745.61		25.68	184,771.29	184,771.29
825 Tobacco Settlement
874 OASI Revolving	210,911.61		13,725.70	197,185.91	14.33	197,200.24
887 Public Facilities Construction Loan Revolving	24,200,300.63		98,106.97	156,551.58	24,141,856.02	701.61	24,142,557.63
888 Deferred Compensation Administrative	1,360,469.08		(47,822.67)	136,300.55	1,176,345.86	189.33	1,176,535.19
893 Radiation Perpetual Maintenance	334,686.05		46.51	334,732.56	334,732.56
TOTAL SPECIAL REVENUE FUNDS	\$ 2,595,699,532.94		\$ 405,254,127.92	\$ 468,599,149.84	\$ 2,532,354,511.02	\$ 9,689,880.40	\$ 2,542,044,391.42
DEBT SERVICE FUNDS							
303 Highway Bond Retirement	\$ 156,539,686.28		\$ 36,704,717.92	\$ 154,402,643.36	\$ 38,841,760.84	\$	\$ 38,841,760.84
304 Ferry Bond Retirement	786,908.85		1,349,249.23	2,136,158.08	2,136,158.08
305 Transportation Improvement Board Bond Retirement	3,982,537.06		1,000,351.61	354,125.00	4,628,763.67	4,628,763.67
347 Washington State University Bond Retirement	21,441,177.40		1,117,702.83	(40,656.11)	22,599,536.34	22,599,536.34
348 University of Washington Bond Retirement	10,232,505.98		95,756.22	(66,051.51)	10,394,313.71	10,394,313.71
380 Debt-Limit General Fund Bond Retirement	6,371.26		6,371.26	6,371.26
381 Debt-Limit Reimbursable Bond Retirement

RECEIPTS AND DISBURSEMENTS FOR TREASURY FUNDS

		August 1, 2014	August 2014		August 31, 2014		
		Beginning Book Balance	Plus Receipts	Less Disbursements	Ending Book Balance	Outstanding Warrants	Ending Cash Balance
DEBT SERVICE FUNDS (Continued)							
382	Nondebt-Limit General Fund Bond Retirement	\$	\$	\$	\$	\$	\$
383	Nondebt-Limit Reimbursable Bond Retirement	5,440,162.50	5,440,162.50
384	Nondebt-Limit Proprietary Appropriated Bond Retirement
385	Nondebt-Limit Proprietary Nonappropriated Bond Retirement
386	Nondebt-Limit Revenue Bond Retirement
389	Toll Facility Bond Retirement	4,366,783.04	315.17	(19,547,837.50)	23,914,935.71	23,914,935.71
TOTAL DEBT SERVICE FUNDS		\$ 197,355,969.87	\$ 45,708,255.48	\$ 140,542,385.74	\$ 102,521,839.61	\$	\$ 102,521,839.61
CAPITAL PROJECTS FUNDS							
01L	Higher Education Construction	\$	\$	\$	\$	\$	\$
036	Capitol Building Construction	1,563,913.77	206.77	(419,205.45)	1,983,325.99	1,983,325.99
056	State Higher Education Construction	226,756.16	31.51	226,787.67	226,787.67
057	State Building Construction	420,996,038.82	589,367.10	53,736,723.14	367,848,682.78	1,661,365.51	369,510,048.29
060	Community and Technical College Capital Projects	28,850,516.58	4,262,589.48	1,861,040.39	31,252,065.67	31,252,065.67
061	Eastern Washington University Capital Projects	7,813,975.97	162,276.71	196,237.85	7,780,014.83	7,780,014.83
062	Washington State University Building	2,009,143.30	(119.43)	2,367,089.64	(358,065.77)	(358,065.77)
063	Central Washington University Capital Projects	3,384,779.53	161,598.89	(5,462.15)	3,551,840.57	3,551,840.57
064	University of Washington Building	6,558,870.46	8,064.85	2,267,506.42	4,299,428.89	4,299,428.89
065	Western Washington University Capital Projects	3,902,257.49	161,728.32	1,049,085.90	3,014,899.91	3,014,899.91
066	The Evergreen State College Capital Projects	2,559,292.98	161,567.40	313,450.90	2,407,409.48	2,407,409.48
075	State Social and Health Services Construction	5,371.39	5,371.39	5,371.39
245	Public Safety Reimbursable Bond	4.12	4.12	4.12
246	Community and Technical College Forest Reserve	2,587,760.75	1.66	(239,324.51)	2,827,086.92	2,827,086.92
289	Thurston County Capital Facilities	3,110,976.15	287,655.92	105,052.26	3,293,579.81	3,293,579.81
357	Gardner-Evans Higher Education Construction	2,623,450.64	21,385.45	2,602,065.19	2,602,065.19
364	Military Department Capital	4,083,786.16	438.21	4,083,347.95	4,083,347.95
TOTAL CAPITAL PROJECTS FUNDS		\$ 490,276,894.27	\$ 5,794,969.18	\$ 61,254,018.05	\$ 434,817,845.40	\$ 1,661,365.51	\$ 436,479,210.91
PERMANENT FUNDS							
04B	Natural Resources Real Property Replacement	\$ 14,400,663.77	\$ 224,016.42	\$ (189,392.73)	\$ 14,814,072.92	\$	\$ 14,814,072.92
601	Agricultural Permanent	54,007.86	(182,907.61)	236,915.47	236,915.47
603	Millersylvania Park Trust	5,369.20	0.75	5,369.95	5,369.95
604	Normal School Permanent	301,069.85	94,161.86	206,907.99	206,907.99
605	Permanent Common School	89,001.48	264,822.34	269,259.33	84,564.49	84,564.49
606	Scientific Permanent	332,057.37	69,652.67	262,404.70	262,404.70
607	State University Permanent	90,210.94	74.74	90,136.20	90,136.20
851	Developmental Disabilities Community Trust	330,276.94	45.87	330,322.81	330,322.81
TOTAL PERMANENT FUNDS		\$ 15,602,657.41	\$ 488,885.38	\$ 60,848.26	\$ 16,030,694.53	\$	\$ 16,030,694.53
ENTERPRISE FUNDS							
401	Correctional Industries	\$ 9,395,256.83	\$ 4,887,932.86	\$ 6,094,100.52	\$ 8,189,089.17	\$ 203,572.73	\$ 8,392,661.90

RECEIPTS AND DISBURSEMENTS FOR TREASURY FUNDS

		August 1, 2014	August 2014		August 31, 2014		
		Beginning Book Balance	Plus Receipts	Less Disbursements	Ending Book Balance	Outstanding Warrants	Ending Cash Balance
ENTERPRISE FUNDS (Continued)							
407	Secretary of State's Revolving	\$ 7,025,275.11	\$ 569,472.20	\$ 422,225.28	\$ 7,172,522.03	\$ 907.00	\$ 7,173,429.03
578	Lottery Administrative	226,173.23	1,000,925.00	1,026,680.65	200,417.58	8,216.18	208,633.76
608	Accident	4,691,284.32	188,806,437.86	192,929,543.17	568,179.01	14,297,056.67	14,865,235.68
609	Medical Aid	3,545,454.03	126,480,191.30	129,852,484.76	173,160.57	2,775,354.86	2,948,515.43
610	Accident Reserve	550,943.06	55,591,357.19	55,576,395.52	565,904.73	563,276.52	1,129,181.25
881	Supplemental Pension	1,738,282.03	98,625,905.70	99,705,278.00	658,909.73	1,539,798.08	2,198,707.81
883	Second Injury	70,246,034.59	8,657,939.40	60,734.39	78,843,239.60	7,727.44	78,850,967.04
TOTAL ENTERPRISE FUNDS		\$ 97,418,703.20	\$ 484,620,161.51	\$ 485,667,442.29	\$ 96,371,422.42	\$ 19,395,909.48	\$ 115,767,331.90
INTERNAL SERVICE FUNDS							
006	Public Records Efficiency, Preservation & Access	\$ 1,267,677.78	\$ 318,764.42	\$ 298,787.98	\$ 1,287,654.22	\$	\$ 1,287,654.22
405	Legal Services Revolving	17,819,737.37	6,160,168.31	10,062,037.05	13,917,868.63	154,229.21	14,072,097.84
410	Transportation Equipment	15,854,551.10	1,331,355.97	(746,860.05)	17,932,767.12	367,315.53	18,300,082.65
415	Personnel Service	2,221,261.20	506,911.95	509,415.12	2,218,758.03	87.86	2,218,845.89
418	State Health Care Authority Administrative	2,161,417.91	1,751,382.11	1,140,189.27	2,772,610.75	4,807.60	2,777,418.35
455	Higher Education Personnel Service	376,992.63	26,161.20	82,929.23	320,224.60	2.64	320,227.24
483	Auditing Services Revolving	1,248,641.81	97,782.32	405,159.04	941,265.09	667.66	941,932.75
484	Administrative Hearings Revolving	150,744.85	1,644,700.82	1,505,156.26	290,289.41	8,042.38	298,331.79
TOTAL INTERNAL SERVICE FUNDS		\$ 41,101,024.65	\$ 11,837,227.10	\$ 13,256,813.90	\$ 39,681,437.85	\$ 535,152.88	\$ 40,216,590.73
PENSION TRUST FUNDS							
614	Volunteer Firefighters' Relief and Pension Principal	\$ 13,716,316.53	\$ 13,303.27	\$ 1,036,797.10	\$ 12,692,822.70	\$ 111,518.07	\$ 12,804,340.77
615	State Patrol - Plan 1	739,891.43	4,356,804.68	4,719,723.01	376,973.10	(488.52)	376,484.58
616	Judges' Retirement	924,617.03	132.71	41,113.06	883,636.68	883,636.68
630	State Patrol - Plan 2	294,957.14	378,415.43	331,880.43	341,492.14	19,817.21	361,309.35
631	Public Employees' Retirement System Plan 1	11,207,750.83	143,731,510.36	152,138,402.21	2,800,858.98	235,810.12	3,036,669.10
632	Teachers' Retirement System Plan 1	8,129,174.91	99,023,147.74	104,547,172.69	2,605,149.96	452,184.50	3,057,334.46
633	School Employees' Retirement System Combined Plan 2 & 3	7,213,144.99	37,563,244.02	38,743,116.43	6,033,272.58	94,934.52	6,128,207.10
635	Public Safety Employees Retirement System Plan 2	341,881.93	2,970,029.56	2,844,763.49	467,148.00	34,025.85	501,173.85
641	Public Employees' Retirement System Combined Plan 2 & 3	11,101,393.73	132,168,747.86	137,853,165.11	5,416,976.48	866,081.77	6,283,058.25
642	Teachers' Retirement System Combined Plan 2 and 3	21,771,705.82	121,871,562.72	126,783,927.08	16,859,341.46	264,813.97	17,124,155.43
722	Deferred Compensation Principal	5,117,824.93	34,329,991.38	34,664,108.76	4,783,707.55	16.66	4,783,724.21
729	Judicial Retirement Principal	10,532.68	70,871.12	63,725.80	17,678.00	17,678.00
819	LEOFFS Plan 1 Retirement	2,776,517.87	30,884,373.28	32,103,168.49	1,557,722.66	41,695.78	1,599,418.44
829	LEOFFS Plan 2 Retirement	2,483,109.12	41,885,605.25	42,738,259.24	1,630,455.13	61,846.28	1,692,301.41
882	Washington Judicial Retirement System	7,055,356.49	1,055.33	902,797.53	6,153,614.29	6,669.23	6,160,283.52
TOTAL PENSION TRUST FUNDS		\$ 92,884,175.43	\$ 649,248,794.71	\$ 679,512,120.43	\$ 62,620,849.71	\$ 2,188,925.44	\$ 64,809,775.15
AGENCY FUNDS							
01P	Suspense	\$ 68,488,931.30	\$ (39,610,457.61)	\$ 19,617,988.70	\$ 9,260,484.99	\$ 240,566.63	\$ 9,501,051.62
01R	Undistributed Receipts	3,756,663.48	3,756,663.48	3,756,663.48

RECEIPTS AND DISBURSEMENTS FOR TREASURY FUNDS

	August 1, 2014	August 2014		August 31, 2014		
	Beginning Book Balance	Plus Receipts	Less Disbursements	Ending Book Balance	Outstanding Warrants	Ending Cash Balance
AGENCY FUNDS (Continued)						
01T Local Leasehold Excise Tax	\$ 1,963,603.81	\$ 2,970,136.94	\$ 3,708,237.71	\$ 1,225,503.04	\$	\$ 1,225,503.04
034 Local Sales and Use Tax
035 State Payroll Revolving	6,558,274.86	383,727,961.00	374,245,856.38	16,040,379.48	2,166,693.24	18,207,072.72
165 Salary Reduction	2,088,999.92	1,637,791.55	1,547,139.58	2,179,651.89	2,179,651.89
768 Local Real Estate Excise Tax	487,089.12	487,089.12
795 State Investment Board Commingled Monthly Bond	881.82	881.81	0.01	0.01
865 State Investment Board Commingled Trust	13,227.13	25,901.80	39,128.93
877 OASI Contribution
TOTAL AGENCY FUNDS	\$ 79,113,918.84	\$ 352,995,086.28	\$ 399,646,322.23	\$ 32,462,682.89	\$ 2,407,259.87	\$ 34,869,942.76
TOTAL TREASURY FUNDS	\$ 4,073,802,919.76	\$ 4,773,618,645.58	\$ 5,658,430,174.11	\$ 3,188,991,391.23	\$ 61,583,324.40	\$ 3,250,574,715.63

RECEIPTS AND DISBURSEMENTS FOR TREASURER'S TRUST FUNDS

	August 1, 2014		August 2014		August 31, 2014	
	Beginning Book Balance	Plus Receipts	Less Disbursements	Ending Book Balance	Outstanding Warrants	Ending Cash Balance
GENERAL FUND						
06N Local Tax Administration	\$	\$	\$	\$	\$	\$
07F Commercial Fisheries Buyback
08B Foster Care Endowed Scholarship Trust	15,292.37	2.12	15,294.49	15,294.49
08E Individual Development Account Program	57,761.88	8.30	57,770.18	57,770.18
08N State Financial Aid	2,646,161.99	9,935,471.35	3,575,151.43	9,006,481.91	11,192.95	9,017,674.86
08T Transportation Innovative Partnership
10L Health Insurance Partnership
10V Invasive Species Council
10W Family and Medical Leave Enforcement
11M Poet Laureate	115.55	115.55	115.55
11R Hospital Infection Control Grant
12L Outdoor Education and Recreation Prog	42,103.42	42,103.42	42,103.42
12P Geoduck Aquaculture Research	150,000.00	150,000.00	150,000.00
131 Fair	2,124,449.40	296.05	6,632.39	2,118,113.06	2,367.08	2,120,480.14
132 State Trade Fair
14F Family Leave Insurance	389,832.53	54.17	389,886.70	389,886.70
14N Legislative Oral History	7,370.70	7,370.70	7,370.70
14P Skeletal Human Remains Assistance	399,700.08	399,700.08	399,700.08
15B Food Animal Vet Scholarship
15G Prev/Reduce Owner-Occupied Foreclosure Program
15N Business Assistance
16F Washington State Flag	410.96	410.96	410.96
16K Mortgage Recovery
16R Multiagency Permitting Team	84,511.10	11.74	6,114.20	78,408.64	78,408.64
17R Aerospace Training Student Loan	1,894,791.28	1,280,134.99	43,200.00	3,131,726.27	3,131,726.27
18C Native Education Public-Private Partnership
18F High School Completion
18G Opportunity Scholarship Match Transfer	25,354,000.00	25,354,000.00	25,354,000.00
18N Damage Prevention
18P Shelter to Housing Project	177,866.94	29,426.18	148,440.76	29,426.18	177,866.94
18V Science, Technology, Engineering and Math Education Lighthouse
19J Universal Communications Services	47,000.00	4,953,000.00	5,000,000.00	5,000,000.00
290 Savings Incentive	3,916,475.38	1,273.62	3,645.18	3,914,103.82	105.28	3,914,209.10
490 Regional Transportation Investment District
514 Agricultural Conservation Easements
534 Washington Graduate Fellowship Trust	489.80	489.80	489.80
551 Homeless Families Services	124,634.31	124,634.31	124,634.31
552 Conservation Assistance Revolving	487,131.05	129.08	487,001.97	129.08	487,131.05
646 Higher Ed Retirement Plan Supplemental Benefit	19,254.69	817,471.72	836,726.41	836,726.41
653 Washington Distinguished Professorship Trust

RECEIPTS AND DISBURSEMENTS FOR TREASURER'S TRUST FUNDS

		August 1, 2014	August 2014		August 31, 2014		
		Beginning Book Balance	Plus Receipts	Less Disbursements	Ending Book Balance	Outstanding Warrants	Ending Cash Balance
GENERAL FUND (Continued)							
743	College Faculty Awards Trust	\$ 186.14	\$	\$	\$ 186.14	\$	\$ 186.14
747	Health Professional Loan Repayment & Scholarship Program	3,459,604.88	553,380.08	64,993.11	3,947,991.85	8,750.00	3,956,741.85
748	Higher Education Coord. Board for Innovation and Quality
781	Cross-State Trail	473.10	473.10	473.10
793	Health Insurance Pool
817	Stadium and Exhibition Center Construction
835	Four Year Student Child Care in Higher Education	897.60	75,000.00	75,897.60	75,897.60
837	Washington's Promise Scholarship	7.85	7.85	7.85
TOTAL GENERAL FUND		\$ 41,400,523.00	\$ 17,616,104.14	\$ 3,729,291.57	\$ 55,287,335.57	\$ 51,970.57	\$ 55,339,306.14
SPECIAL REVENUE FUNDS							
01F	Crime Victims' Compensation	\$ 3,865,565.58	\$ 69,996.49	\$	\$ 3,935,562.07	\$	\$ 3,935,562.07
025	Pilotage	1,298,497.17	78,911.80	71,770.10	1,305,638.87	1,305,638.87
03K	Industrial Insurance Premium Refund	4,000,718.48	856.16	128,127.28	3,873,447.36	1,672.93	3,875,120.29
04F	Real Estate Education Program	862,436.66	1,629.33	1,273.61	862,792.38	862,792.38
06H	Oral History, State Library, and Archives	48,414.14	4.26	3,518.80	44,899.60	44,899.60
06J	Securities Prosecution	548,831.05	(7,282.71)	2,984.30	538,564.04	2,984.30	541,548.34
07A	Mortgage Lending Fraud Prosecution	688,887.25	21,962.07	80,378.00	630,471.32	80,378.00	710,849.32
07B	Organ and Tissue Donation Awareness	146,700.63	28,701.39	175,402.02	175,402.02
07E	Contract Harvesting Revolving	5,423,373.68	613.59	(1,849,973.58)	7,273,960.85	7,273,960.85
07J	"Helping Kids Speak"	2,979.66	3,066.00	6,045.66	6,045.66
07K	Special License Plate Applicant Trust
07L	Legislative International Trade	4,258.43	4,258.43	4,258.43
07N	Produce Railcar Pool	90,615.81	12.59	90,628.40	90,628.40
07T	Commemorative Works	3,234.60	0.45	3,235.05	3,235.05
07V	Fish and Wildlife Enforcement Reward	1,057,343.53	14,878.63	(47,144.98)	1,119,367.14	2,218.30	1,121,585.44
08C	Gonzaga University Alumni Association	4,784.38	3,532.66	8,317.04	8,317.04
08F	Lighthouse Environmental Programs	12,396.97	8,236.66	20,633.63	20,633.63
08J	Prescription Drug Consortium	54,129.73	54,129.73	54,129.73
08L	"Ski & Ride Washington"	3,877.22	3,119.66	6,996.88	6,996.88
08P	State Parks Education and Enhancement	530,708.71	10,663.33	19,309.59	522,062.45	522,062.45
08V	Veterans Stewardship	776,700.37	43,736.39	33,097.86	787,338.90	97.43	787,436.33
08W	"Washington's National Park Fund"	16,004.25	14,100.34	30,104.59	30,104.59
098	Eastern Washington Pheasant Enhancement	496,323.62	10,821.19	12,479.90	494,664.91	494,664.91
09A	We Love Our Pets	12,121.55	4,447.32	16,568.87	16,568.87
09B	Boating Safety Education Certification	627,644.60	80,205.00	71,898.81	635,950.79	510.00	636,460.79
09J	Washington Coastal Crab Pot Buoy Tag	88,718.62	1,250.00	89,968.62	89,968.62
09K	Life Sciences Discovery	26,315,969.10	3,794.84	960,501.76	25,359,262.18	87,815.19	25,447,077.37
09L	Nursing Resource Center	57,365.60	43,615.00	1,759.22	99,221.38	10.00	99,231.38
10F	"Share the Road"	27,808.72	9,296.00	37,104.72	37,104.72

RECEIPTS AND DISBURSEMENTS FOR TREASURER'S TRUST FUNDS

	August 2014			August 31, 2014		
	Beginning Book Balance	Plus Receipts	Less Disbursements	Ending Book Balance	Outstanding Warrants	Ending Cash Balance
SPECIAL REVENUE FUNDS (Continued)						
11A Employment Training Finance	\$ 1,242,614.37	\$ 21,411.66	\$	\$ 1,264,026.03	\$	\$ 1,264,026.03
11J Electronic Products Recycling	417,119.92	29,602.88	387,517.04	403.80	387,920.84
11P Large On-Site Sewage Systems
11V Veteran Estate Management	20,162.47	32,879.42	43,256.63	9,785.26	24.00	9,809.26
126 Agricultural Local	17,283,331.53	1,645,245.90	2,359,622.71	16,568,954.72	50,545.72	16,619,500.44
128 Grain Inspection Revolving	5,289,025.53	35,784.50	632,174.24	4,692,635.79	7,398.45	4,700,034.24
12E Assisted Living Facility Management	556,827.70	(9,697.58)	566,525.28	566,525.28
12F Manufactured/Mobile Home Dispute Resol	1,965,785.68	57,872.13	24,343.99	1,999,313.82	127.54	1,999,441.36
12G Rockfish Research	560,537.92	22,381.00	20,113.97	562,804.95	323.82	563,128.77
12H Uniformed Service Shared Leave Pool	666,387.22	(1,324.08)	667,711.30	667,711.30
12N Get Ready For Math & Science Schlarshp	47,782.25	1,038.81	12,703.00	36,118.06	36,118.06
133 Children's Trust	258,533.18	3,510.30	262,043.48	262,043.48
14E Washington State Heritage Center	887,436.89	293,981.71	345,331.35	836,087.25	42.86	836,130.11
14J Ambulatory Surgical Facility	145,684.31	4,544.11	31,233.28	118,995.14	118,995.14
14W Reduced Cigarette Ignition Propensity	359,762.63	49.95	2,884.20	356,928.38	356,928.38
151 Chief Joseph Recreation Development	6.35	6.35	6.35
15A Transitional Housing Oper & Rent	4,191,060.84	56,848.79	4,134,212.05	4,134,212.05
15L Annual Property Revaluation Grant
15T Broadband Mapping	(93,210.69)	207,302.17	125,551.14	(11,459.66)	(11,459.66)
15V Funeral and Cemetery	709,936.05	24,152.00	56,075.24	678,012.81	125.00	678,137.81
15W Guaranteed Asset Protection Waiver	16,750.00	16,750.00	16,750.00
163 Worker and Community Right to Know	2,607,352.20	1,151,126.30	259,807.52	3,498,670.98	8,308.15	3,506,979.13
169 Horse Racing Commission Operating	987,937.47	181,765.50	170,710.16	998,992.81	241.67	999,234.48
16B Landscape Architects' License	193,290.85	12,210.00	6,341.77	199,159.08	199,159.08
16E Spec Forest Products Outreach/Education	716.84	716.84	716.84
16G Universal Vaccine Purchase	5,908,192.17	5,953,917.71	9,571,112.92	2,290,996.96	1,141,266.00	3,432,262.96
16H Columbia River Salmon/Steelhead Stamp	1,742,302.93	130,852.25	137,389.62	1,735,765.56	409.66	1,736,175.22
16L Accessible Communities	375,452.34	10,080.63	1,489.76	384,043.21	384,043.21
16N Disabled Veterans Assistance
16T Product Stewardship Programs	284,667.37	8,443.96	276,223.41	276,223.41
17H WA Global Health Technologies Product Development	2.06	2.06	2.06
17L Foreclosure Fairness	2,765,033.98	458,469.37	143,812.28	3,079,691.07	3,079,691.07
17M Individual-Based/Portable Background Check Clearance	288,654.24	15,354.25	15,980.40	288,028.09	724.00	288,752.09
17V Volunteer Firefighters	5,236.00	2,996.00	8,232.00	8,232.00
180 Local Government Administrative Hearings	188,583.83	156.00	1,116.00	187,623.83	187,623.83
189 Clarke-McNary
18A Investing In Innovation	1,280,554.09	2,392.16	271.75	1,282,674.50	271.75	1,282,946.25
18E Educator Certification Processing	672,915.63	85,580.37	79,091.33	679,404.67	467.70	679,872.37
18M Music Matters Awareness	5,096.00	4,265.33	9,361.33	9,361.33
18R Seattle Sounders FC	2,582.33	3,220.00	28.00	5,774.33	5,774.33

RECEIPTS AND DISBURSEMENTS FOR TREASURER'S TRUST FUNDS

	August 1, 2014		August 2014		August 31, 2014		
	Beginning Book Balance		Plus Receipts	Less Disbursements	Ending Book Balance	Outstanding Warrants	Ending Cash Balance
SPECIAL REVENUE FUNDS (Continued)							
190 Forest Fire Protection Assessment	\$ 3,463,472.19	\$	3,442.57	\$ 916,016.99	\$ 2,550,897.77	\$ 9,352.32	\$ 2,560,250.09
193 State Forest Nursery Revolving	1,045,593.12		9,510.33	206,172.34	848,931.11	5,291.36	854,222.47
195 Energy
197 Statute Law Committee Publications	724,349.99		3,929.68	17,801.61	710,478.06	13,065.38	723,543.44
198 Access Road Revolving	3,757,499.37		(782.82)	(726,276.82)	4,482,993.37	35,191.64	4,518,185.01
19B School for the Blind	1,131,091.21		(7,134.91)	72,821.57	1,051,134.73	1,858.04	1,052,992.77
19E 4-H Program	419.00		308.00	727.00	727.00
19F Seattle Seahawks	23,503.65		31,915.31	55,418.96	55,418.96
19H Center for Childhood Deafness and Hearing Loss	(54,202.38)		59,041.16	650.00	4,188.78	4,188.78
19M Seattle University
19W Wolf-Livestock Conflict	250,000.00		250,000.00	250,000.00
205 Mobile Home Park Relocation	882,759.94		40,283.19	7,419.08	915,624.05	915,624.05
206 Cost of Supervision	661,953.28		100,208.03	22,773.82	739,387.49	986.00	740,373.49
209 Regional Fisheries Enhancement Group	1,561,075.32		59,418.40	24,868.76	1,595,624.96	1,595,624.96
20A State Flower	1,353.33		18.67	1,372.00	1,372.00
210 Fire Protection Contractor License	698,462.95		1,690.00	79,694.30	620,458.65	620,458.65
213 Veterans' Emblem	26,326.45		658.00	26,984.45	26,984.45
214 Temporary Worker Housing	122,694.19		710.77	211.86	123,193.10	123,193.10
219 Air Operating Permit	554,000.37		110,101.70	443,898.67	4,410.00	448,308.67
225 Fingerprint Identification	5,177,545.60		714,178.29	1,231,911.61	4,659,812.28	238,336.95	4,898,149.23
259 Coastal Crab	98,964.77		1,120.00	645.43	99,439.34	99,439.34
274 Adult Family Home	729,350.59		(21,382.95)	750,733.54	750,733.54
281 Impaired Driving Safety	55,661.29		176,526.00	232,187.29	232,187.29
283 Juvenile Accountability Incentive	724,702.05		105.12	142,573.96	582,233.21	582,233.21
294 Sea Cucumber Dive Fishery	4,246.34		1,264.52	2,981.82	1,264.52	4,246.34
295 Sea Urchin Dive Fishery	2,419.58		832.52	1,587.06	832.52	2,419.58
297 Pipeline Safety	752,622.79		31,891.16	171,400.64	613,113.31	10,524.00	623,637.31
298 Geologists'	474,677.11		13,780.00	17,581.08	470,876.03	588.24	471,464.27
300 Financial Services Regulation	17,783,168.15		1,296,227.99	1,966,616.81	17,112,779.33	6,418.83	17,119,198.16
320 Puget Sound Crab Pot Buoy Tag	22,662.57		2,483.75	25,146.32	25,146.32
328 Crim Justice Training Commis Firing Range Maintenance	30,078.00		30,078.00	30,078.00
416 Surplus and Donated Food Commodities Revolving	5,558,684.60		15,473.88	167,733.16	5,406,425.32	137,439.24	5,543,864.56
424 Anti-Trust Revolving	1,766,862.05		86,379.85	1,680,482.20	290.23	1,680,772.43
480 Financial Education Public-Private Partnership	18,625.39		4,022.70	3,514.88	19,133.21	19,133.21
485 Horse Racing Owners' Bonus/Breeder Awards	371,344.41		83,986.36	455,330.77	455,330.77
495 Toll Collection	12,329,853.14		10,537,082.71	12,956,401.73	9,910,534.12	24,142.57	9,934,676.69
496 Future Teachers Conditional Scholarship	2,634,902.25		22,073.54	19,248.85	2,637,726.94	1,539.00	2,639,265.94
497 Horse Racing Commission Class C Purse Fund	47,599.12		7,060.38	54,659.50	54,659.50
498 Washington State Council of Fire Fighters Benevolent	12,855.04		10,815.01	23,670.05	23,670.05
499 Law Enforcement Memorial	46,420.02		26,462.27	72,882.29	72,882.29

RECEIPTS AND DISBURSEMENTS FOR TREASURER'S TRUST FUNDS

		August 1, 2014	August 2014		August 31, 2014		
		Beginning Book Balance	Plus Receipts	Less Disbursements	Ending Book Balance	Outstanding Warrants	Ending Cash Balance
SPECIAL REVENUE FUNDS (Continued)							
501	Liquor Revolving	\$ 25,553,019.58	\$ 10,197,166.92	\$ 5,750,873.42	\$ 29,999,313.08	\$ 199,082.33	\$ 30,198,395.41
503	Tuition Recovery	4,021,537.66	14,271.71	6,650.00	4,029,159.37	2,700.00	4,031,859.37
515	DNA Data Base	921,074.12	34,065.89	7,957.53	947,182.48	947,182.48
516	Fruit and Vegetable Inspection	2,892,429.34	2,332,820.95	1,385,143.91	3,840,106.38	31,874.21	3,871,980.59
536	Federal Food Service Revolving	2,223,134.76	6,936,924.33	5,899,627.21	3,260,431.88	26,727.33	3,287,159.21
539	Telephone Assistance	(148.00)	(148.00)
540	Telecommunication Devices for the Hearing & Speech Impaired
553	Performance Audits of Government	6,510,422.19	1,293,389.01	971,297.26	6,832,513.94	1,521.12	6,834,035.06
561	Community Technical College Innovation	22,551,852.05	843,697.01	(2,236,310.05)	25,631,859.11	25,631,859.11
687	Rural Rehabilitation	266,158.90	36.98	266,195.88	266,195.88
688	Federal Local Rail Service Assistance	76,702.61	25.20	76,727.81	76,727.81
731	Child Care Facility Revolving	861,040.28	10,787.34	2,103.68	869,723.94	869,723.94
732	Nursing Home Civil Penalties	1,261,640.79	(625.00)	1,262,265.79	1,262,265.79
746	Hanford Area Economic Investment	58,377.60	22,570.43	80,948.03	80,948.03
749	Governor's Interagency Committee of State Employed Women	32,048.89	7,025.00	190.93	38,882.96	38,882.96
761	Basic Health Plan Subscription	259,079.04	4,433.71	(2,951.78)	266,464.53	1,679.44	268,143.97
763	Center for the Improvement of Student Learning	37,629.68	1,170.00	2,119.00	36,680.68	36,680.68
773	Commission on Higher Ed Prof Student Ex Program	51,200.00	51,200.00	51,200.00
774	University of Washington License Plate	118,785.22	24,451.01	143,236.23	143,236.23
776	Washington State University License Plate	101,432.38	53,897.65	155,330.03	155,330.03
778	Western Washington University License Plate	4,398.33	2,571.34	6,969.67	6,969.67
779	Eastern Washington University License Plate	25,409.19	2,811.68	28,220.87	28,220.87
780	School Zone Safety Account	131,696.12	34,127.75	137,136.51	28,687.36	7,500.00	36,187.36
783	Central Washington University License Plate	2,316.99	1,528.34	3,845.33	3,845.33
784	Miscellaneous Transportation Programs	(18,503,324.71)	35,868,068.33	20,849,201.65	(3,484,458.03)	44,510.21	(3,439,947.82)
786	The Evergreen State College License Plate	12,962.70	464.34	13,427.04	13,427.04
789	Advanced Environmental Mitigation Revolving	1,670,605.35	8,040.98	1,678,646.33	1,678,646.33
816	Stadium and Exhibition Center	34,561,072.45	867,072.38	35,428,144.83	35,428,144.83
821	Impaired Physician	284,693.87	112,916.00	1,648.93	395,960.94	300.00	396,260.94
823	Livestock Nutrient Management	49,594.12	(200.00)	49,794.12	49,794.12
833	Developmental Disabilities Endowment Trust	1,192,832.44	238,862.56	36,472.08	1,395,222.92	1,395,222.92
834	Capitol Furnishings Preservation Committee	65,890.99	5.05	65,896.04	65,896.04
878	Federal Forest Revolving	889.02	0.13	889.15	889.15
880	Advance Right-of-Way Revolving	5,901,987.64	180,625.04	1,135.35	6,081,477.33	6,081,477.33
884	Gambling Revolving	3,365,291.57	868,774.13	1,197,065.89	3,036,999.81	30,879.96	3,067,879.77
885	Plumbing Certificate	337,333.02	64,827.78	63,978.04	338,182.76	281.20	338,463.96
892	Pressure Systems Safety	1,177,746.34	161,413.84	168,245.28	1,170,914.90	787.70	1,171,702.60
TOTAL SPECIAL REVENUE FUNDS		\$ 260,472,923.95	\$ 84,248,056.32	\$ 65,331,885.04	\$ 279,389,095.23	\$ 2,225,740.61	\$ 281,614,835.84

RECEIPTS AND DISBURSEMENTS FOR TREASURER'S TRUST FUNDS

		August 1, 2014	August 2014		August 31, 2014		
		Beginning Book Balance	Plus Receipts	Less Disbursements	Ending Book Balance	Outstanding Warrants	Ending Cash Balance
PERMANENT FUNDS							
842	American Indian Scholarship Endowment	\$ 295,343.59	\$ 41.04	\$	\$ 295,384.63	\$	\$ 295,384.63
852	Foster Care Scholarship Endowment	3,605.74	0.50	3,606.24	3,606.24
TOTAL PERMANENT FUNDS		\$ 298,949.33	\$ 41.54	\$	\$ 298,990.87	\$	\$ 298,990.87
ENTERPRISE FUNDS							
413	Municipal Revolving	\$ 3,342,978.51	\$ 1,932,024.15	\$ 1,876,709.09	\$ 3,398,293.57	\$ 5,578.43	\$ 3,403,872.00
442	Legislative Gift Center	66,632.29	14,706.60	8,678.36	72,660.53	72,660.53
445	Self-Insured Emplr Overpymt Reimb	663,306.07	663,306.07	663,306.07
446	Industrial Insurance Rainy Day Fund
449	Certificates of Participation and Other Financing - Local	80,208.88	6,938,221.86	6,908,669.94	109,760.80	109,760.80
470	Imaging	189,890.94	28,532.69	29,626.63	188,797.00	188,797.00
477	Lottery Investment	0.01	0.01	0.01
543	Judicial Information Systems	21,655,306.97	1,676,243.66	1,947,788.83	21,383,761.80	5,562.42	21,389,324.22
544	Pollution Liability Insurance Program Trust	28,999,150.99	481,786.90	960,456.42	28,520,481.47	26,634.68	28,547,116.15
545	Heating Oil Pollution Liability Trust	79,748.24	2,234.60	14,489.71	67,493.13	67,493.13
788	Advanced College Tuition Payment Program	17,130,204.95	25,890,308.23	40,450,975.60	2,569,537.58	4,457,002.23	7,026,539.81
TOTAL ENTERPRISE FUNDS		\$ 72,207,427.85	\$ 36,964,058.69	\$ 52,197,394.58	\$ 56,974,091.96	\$ 4,494,777.76	\$ 61,468,869.72
INTERNAL SERVICE FUNDS							
12V	PEBB Medical Benefits Admin	\$	\$	\$	\$	\$	\$
411	Natural Resources Equipment	1,837,779.62	9,242.03	(237,339.02)	2,084,360.67	13,908.71	2,098,269.38
419	Data Processing Revolving	1,651,487.98	19,176,267.77	10,889,442.98	9,938,312.77	86,289.77	10,024,602.54
421	Education Technology Revolving	3,604,716.92	8,176,126.38	1,147,225.16	10,633,618.14	10,633,618.14
422	General Administration Services	8,826,529.92	17,252,302.32	11,867,082.51	14,211,749.73	281,822.44	14,493,572.17
436	OFM Labor Relations Service	2,341,419.87	195,165.82	231,621.98	2,304,963.71	2,304,963.71
438	Uniform Dental Plan Benefits Administration	3,576.12	473,653.00	469,619.39	7,609.73	7,609.73
439	Uniform Medical Plan Benefits Administration	2,667,808.25	4,705,135.00	4,102,941.56	3,270,001.69	3,270,001.69
444	Fish & Wildlife Equipment	290,653.07	1,403.24	52,915.52	239,140.79	170.75	239,311.54
453	Minority and Women's Business Enterprises	325,895.44	346,691.71	156,638.69	515,948.46	351.70	516,300.16
471	State Patrol Nonappropriated Airplane Revolving	141,238.94	144,403.50	36,051.99	249,590.45	5,628.33	255,218.78
546	Risk Management	(2,774,489.05)	4,196,110.89	179,556.50	1,242,065.34	1,242,065.34
547	Liability	51,290,678.31	23,133,171.42	(687,702.40)	75,111,552.13	159,568.66	75,271,120.79
721	Public Employees' and Retirees' Insurance	366,879,302.27	118,060,943.52	126,254,814.22	358,685,431.57	1,444,666.42	360,130,097.99
730	Public Employees' and Retirees' Insurance Reserve	126,923,719.19	18,425.81	126,942,145.00	126,942,145.00
739	Certificates of Participation and Other Financing - State	344,828.30	69,339,963.08	69,148,071.94	536,719.44	954,525.83	1,491,245.27
TOTAL INTERNAL SERVICE FUNDS		\$ 564,355,145.15	\$ 265,229,005.49	\$ 223,610,941.02	\$ 605,973,209.62	\$ 2,946,932.61	\$ 608,920,142.23
PRIVATE PURPOSE FUNDS							
196	Unclaimed Personal Property	\$ 705,843.26	\$ 7,322,480.61	\$ 6,858,557.94	\$ 1,169,765.93	\$ 4,864,727.74	\$ 6,034,493.67

RECEIPTS AND DISBURSEMENTS FOR TREASURER'S TRUST FUNDS

		August 1, 2014	August 2014		August 31, 2014		
		Beginning Book Balance	Plus Receipts	Less Disbursements	Ending Book Balance	Outstanding Warrants	Ending Cash Balance
PRIVATE PURPOSE FUNDS (Continued)							
738	Department of Social and Health Services Trust	\$ 53,654.52	\$	\$	\$ 53,654.52	\$	\$ 53,654.52
TOTAL PRIVATE PURPOSE FUNDS		\$ 759,497.78	\$ 7,322,480.61	\$ 6,858,557.94	\$ 1,223,420.45	\$ 4,864,727.74	\$ 6,088,148.19
AGENCY FUNDS							
16C	Real Estate/Property Tax Admin Assistance	\$ 60,212.50	\$ 53,755.00	\$ 60,212.50	\$ 53,755.00	\$	\$ 53,755.00
17A	County Enhanced 911 Excise Tax	5,719,033.48	5,672,608.44	5,719,438.44	5,672,203.48	5,672,203.48
525	Washington State Combined Fund Drive	1,403,686.54	347,853.14	961,984.14	789,555.54	19,502.16	809,057.70
660	Natural Resources Deposit	7,752,819.63	27,900,813.19	27,034,157.39	8,619,475.43	108,711.10	8,728,186.53
734	Centennial Document Preservation and Modernization	238,729.30	251,650.02	490,379.32	490,379.32
737	High Occupancy Vehicle
757	Maritime Historic Restoration and Preservation	996.47	848.84	1,845.31	1,845.31
797	Local Tourism Promotion	877,165.75	965,413.00	895,253.75	947,325.00	947,325.00
TOTAL AGENCY FUNDS		\$ 16,052,643.67	\$ 35,192,941.63	\$ 34,671,046.22	\$ 16,574,539.08	\$ 128,213.26	\$ 16,702,752.34
TOTAL TREASURER'S TRUST FUNDS		\$ 955,547,110.73	\$ 446,572,688.42	\$ 386,399,116.37	\$ 1,015,720,682.78	\$ 14,712,362.55	\$ 1,030,433,045.33

INVESTMENT STATEMENT & INVESTMENT INTEREST INCOME AND CAPITAL GAINS

INVESTMENT STATEMENT

Fund / Account	August 1, 2014	Purchased	Maturities & Sales	Amortization	August 31, 2014
Treasury & Treasurer's Trust					
Investments (trade date basis)	\$ 5,119,312,647.88	\$ 2,152,780,087.36	\$ 3,016,883,961.50	\$ (920,763.14)	\$ 4,254,288,010.60
Reverse Repurchase Agreements
Purchased Accrued Interest	825,632.35	746,854.07	124,772.13	1,447,714.29
Total Treasury & Treasurer's Trust	\$ 5,120,138,280.23	\$ 2,153,526,941.43	\$ 3,017,008,733.63	\$ (920,763.14)	\$ 4,255,735,724.89
Local Government Investment Pool					
Investments (trade date basis)	\$ 10,343,732,930.94	\$ 19,712,834,565.98	\$ 20,482,928,620.66	\$ 437,816.57	\$ 9,574,076,692.83
Reverse Repurchase Agreements
Purchased Accrued Interest
Total Local Government Investment Pool	\$ 10,343,732,930.94	\$ 19,712,834,565.98	\$ 20,482,928,620.66	\$ 437,816.57	\$ 9,574,076,692.83
Total All Accounts	\$ 15,463,871,211.17	\$ 21,866,361,507.41	\$ 23,499,937,354.29	\$ (482,946.57)	\$ 13,829,812,417.72

INVESTMENT INTEREST INCOME AND CAPITAL GAINS CURRENT MONTH AND FISCAL YEAR TO DATE COMPARISON

Fund / Account	August 2014	August 2013	Fiscal Year 2015	Fiscal Year 2014
Treasury & Treasurer's Trust				
Cash	\$ 1,262,637.43	\$ 907,965.33	\$ 2,335,961.64	\$ 1,772,588.20
Custody Bank Fees	(4,615.72)	(4,615.70)	(9,231.50)	(9,196.91)
Other Bank Fees	(13,490.99)	(14,634.53)	(24,901.89)	(27,073.80)
Amortization	(920,763.14)	(872,548.92)	(1,767,108.28)	(1,754,256.56)
Accrued Interest	1,788,323.82	1,335,837.92	3,674,595.45	2,860,107.49
Gains and Losses	127,942.46	801,362.11	426,797.78	922,228.60
Total Treasury & Treasurer's Trust	\$ 2,240,033.86	\$ 2,153,366.21	\$ 4,636,113.20	\$ 3,764,397.02
Local Government Investment Pool				
Cash	\$ 341,314.80	\$ 607,859.09	\$ 869,777.82	\$ 1,217,973.32
Amortization	437,816.57	506,803.12	903,095.00	1,037,679.36
Accrued Interest	68,973.11	(112,055.76)	(44,063.72)	(120,084.14)
Gains and Losses	3,644.34	92,676.98	70,324.31	131,446.05
Total Local Government Investment Pool	\$ 851,748.82	\$ 1,095,283.43	\$ 1,799,133.41	\$ 2,267,014.59
Total All Accounts	\$ 3,091,782.68	\$ 3,248,649.64	\$ 6,435,246.61	\$ 6,031,411.61

JAMES L. McINTIRE
STATE TREASURER
PO BOX 40200
OLYMPIA WA 98504-0200

