



Washington State Treasurer's Monthly Report

August 2015



JAMES L. McINTIRE
State Treasurer

In accordance with the Americans with Disabilities Act, this publication will be made available in alternate formats upon request to the Office of the State Treasurer, Legislative Building, 2nd Floor, Olympia, Washington 98504-0200, telephone (360) 902-9000, fax (360) 902-9037 or TTY Users Call: 7-1-1.
Web Site: <http://tre.wa.gov>.

Cover photo by Harry T. Halverson, photographer, Olympia, Washington.
Reproduction courtesy of Halverson Fine Photography in memory of Harry T. Halverson.

TABLE OF CONTENTS

	<i>Page</i>
State Treasurer’s Letter	1
General Fund	2
Treasury, Treasurer’s Trust and Local Government Investment Pool Flow Chart	3
Treasury & Treasurer’s Trust, Treasury and Treasurer’s Trust Charts	4
General Fund and Local Government Investment Pool Charts	5
Receipts and Disbursements for the State Treasury	6
Receipts and Disbursements for Trust Funds	16
Investment Statement & Investment Interest Income and Capital Gains	23



JAMES L. McINTIRE,
State Treasurer

State of Washington
Office of the Treasurer
Legislative Building
P.O. Box 40200
Olympia, Washington 98504-0200

(360) 902-9000 • TTY 7-1-1
FAX (360) 902-9037
Home Page <http://tre.wa.gov>

Fellow Washingtonians,

I am pleased to report on the operations of the Office of the State Treasurer for the month of August 2015. At the close of the month, the Treasury & Treasurer's Trust book balance was \$3.7 billion with investment earnings distributed for the month of \$3.3 million.

Sincerely,

A handwritten signature in black ink, appearing to read "James L. McIntire".

James L McIntire
Washington State Treasurer

GENERAL FUND

GENERAL FUND CURRENT MONTH AND FISCAL YEAR TO DATE COMPARISON (In Millions)

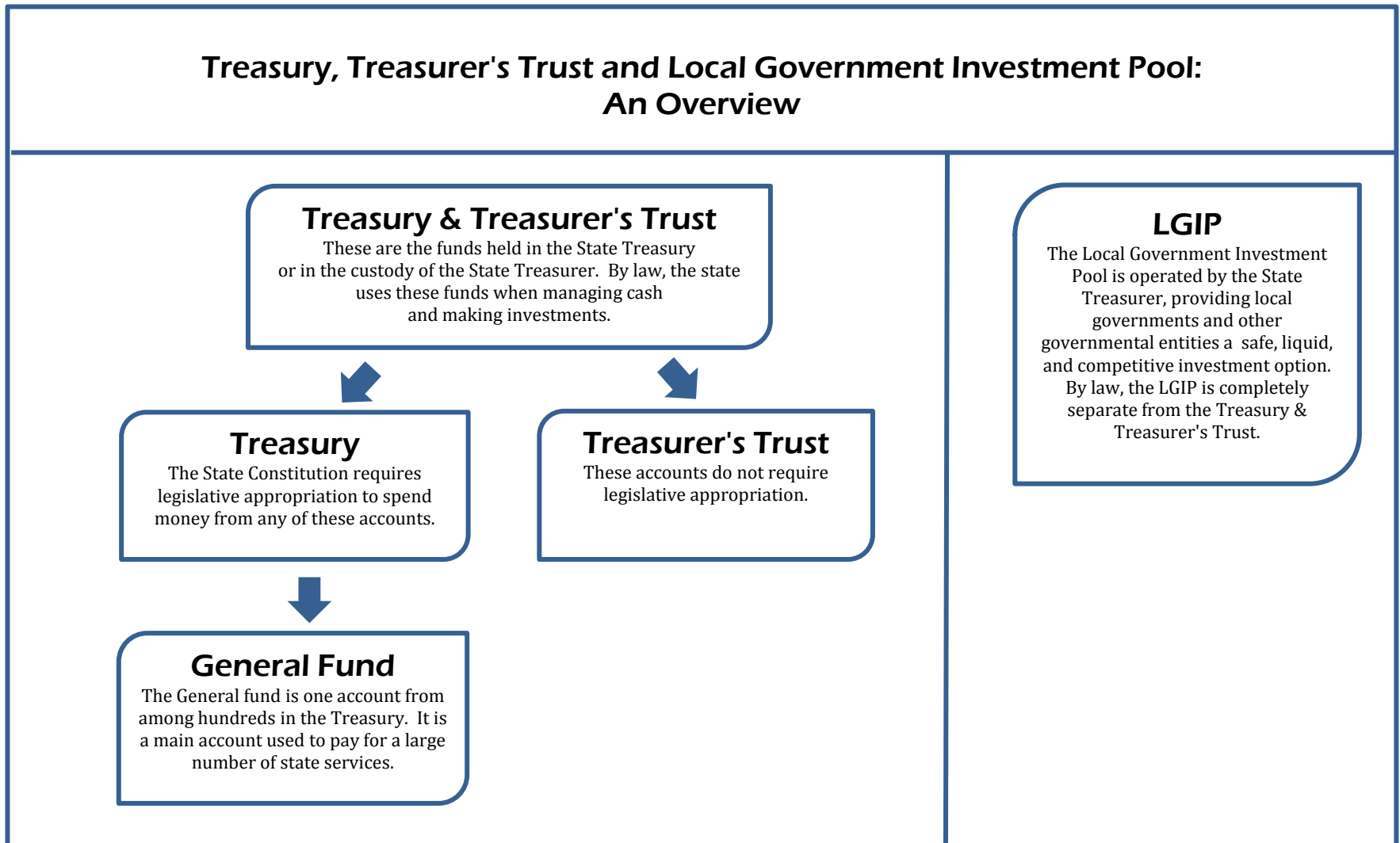
	Month of August		Fiscal Year to Date	
	2015	2014	2016	2015
Beginning Book Balance	\$ 423.786	\$ (155.232)	\$ 1,001.142	\$ 401.227
Cash Revenue	2,125.360	2,052.736	4,093.372	4,080.400
Other Cash Receipts	580.454	749.390	1,422.290	1,327.668
Total Cash Receipts	\$ 2,705.814	\$ 2,802.126	\$ 5,515.662	\$ 5,408.068
Total Cash Disbursements	\$ 3,142.694	\$ 3,382.327	\$ 6,529.898	\$ 6,544.728
Ending Book Balance	\$ (13.094)	\$ (735.433)	\$ (13.094)	\$ (735.433)
Cash Revenue				
Bond Retirement & Interest	\$ 0.000	\$ 0.000	\$ (0.177)	\$ (0.146)
Secretary of State	2.503	2.071	5.244	4.646
Department of Revenue:				
Retail Sales Tax	735.856	752.786	1,468.599	1,400.081
Business & Occupation Tax	263.135	292.382	604.020	603.982
Compensating Tax	52.702	50.143	111.211	102.128
Cigarette Tax	34.215	33.598	35.686	67.421
Public Utility Tax	27.897	31.217	59.365	59.383
Various Other Revenue	42.991	39.868	68.143	76.456
Insurance Commission	4.922	9.005	7.987	27.655
Liquor Control Board	(0.027)	0.248	0.148	0.215
Department of Licensing:				
Excise Tax – Other	0.015	0.015	0.031	0.029
Various Other Revenue	0.994	1.045	4.022	4.233
Department of Social & Health Services	6.729	13.371	18.448	22.304
Universities & Colleges	0.000	0.000	0.000	0.000
Treasurer's Transfers	0.023	0.981	(50.577)	(48.267)
Counties:				
Property Tax	8.406	7.305	22.561	19.948
Real Estate Excise Tax	83.354	61.525	177.932	134.187
Various Other Revenue	5.209	5.134	10.185	10.147
Federal Grants-In-Aid (All Agencies)	806.269	697.894	1,428.369	1,508.805
Revenues Distributed to Local Governments	(0.258)	(0.250)	(0.516)	(0.500)
Other Agencies' Cash Revenue	50.425	54.398	122.731	87.693
Total Cash Revenue	\$ 2,125.360	\$ 2,052.736	\$ 4,093.372	\$ 4,080.400

Source: Agency Financial Reporting System (AFRS).

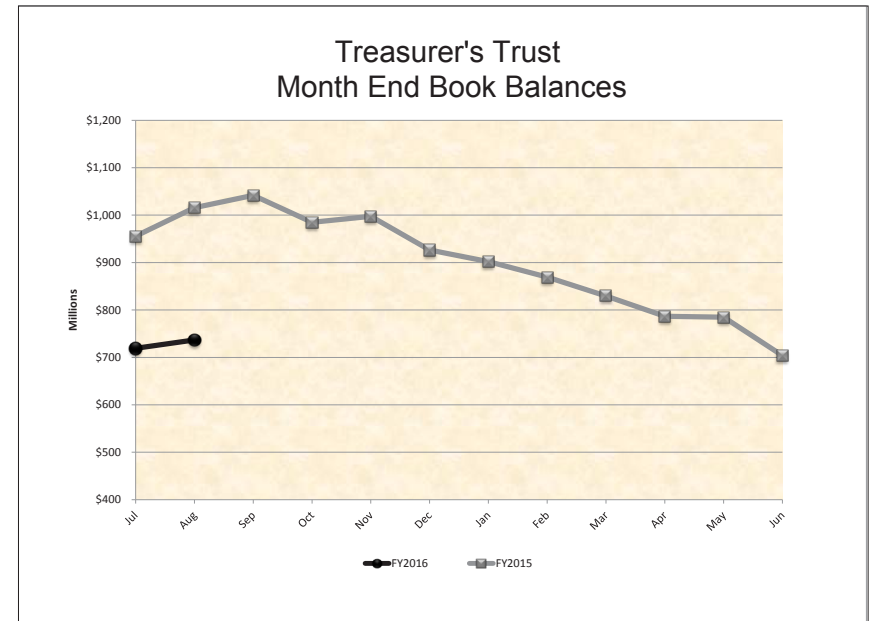
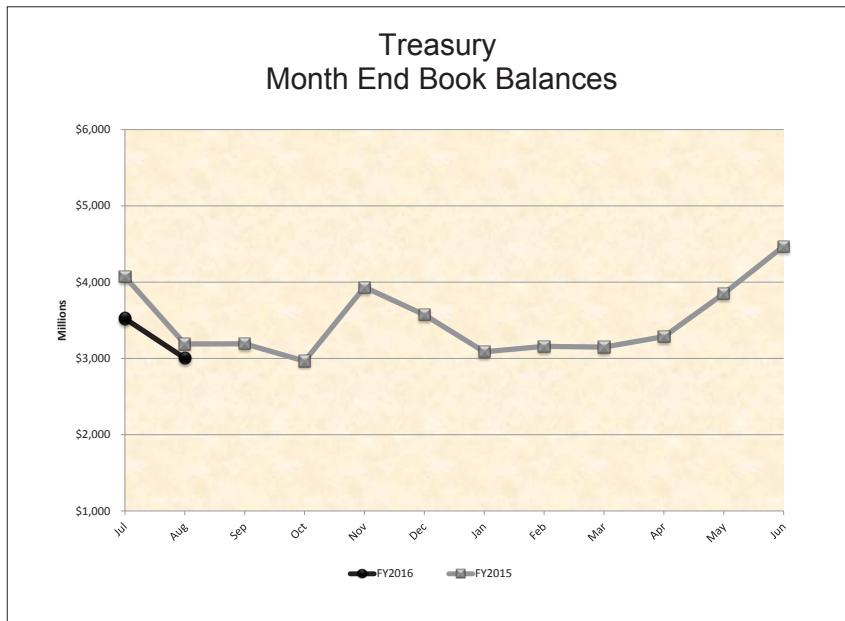
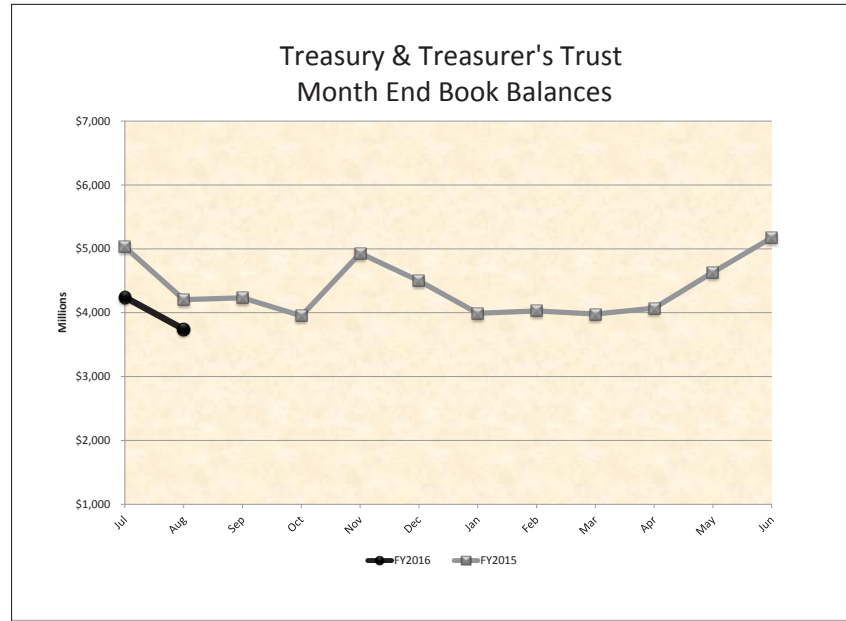
TREASURY, TREASURER'S TRUST AND LGIP FLOW CHART

The State Treasurer is charged with the cash management of public funds, which includes two categories of state funds and accounts: (1) funds and accounts located in the state treasury, which are subject to legislative appropriation; and (2) Treasurer's trust funds, which are accounts placed in the custody of the State Treasurer, and not typically subject to legislative appropriation. Funds within these accounts are comingled for investment and cash management purposes.

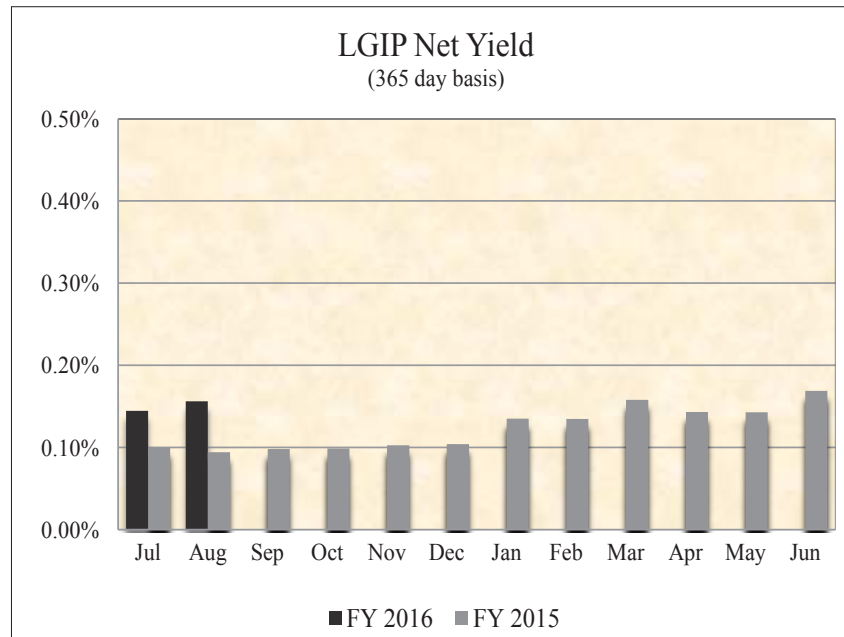
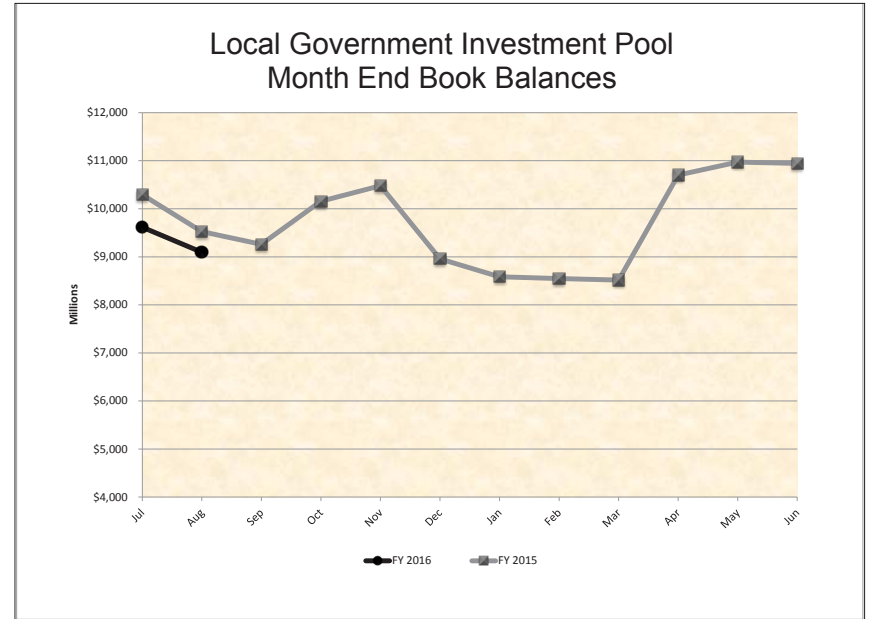
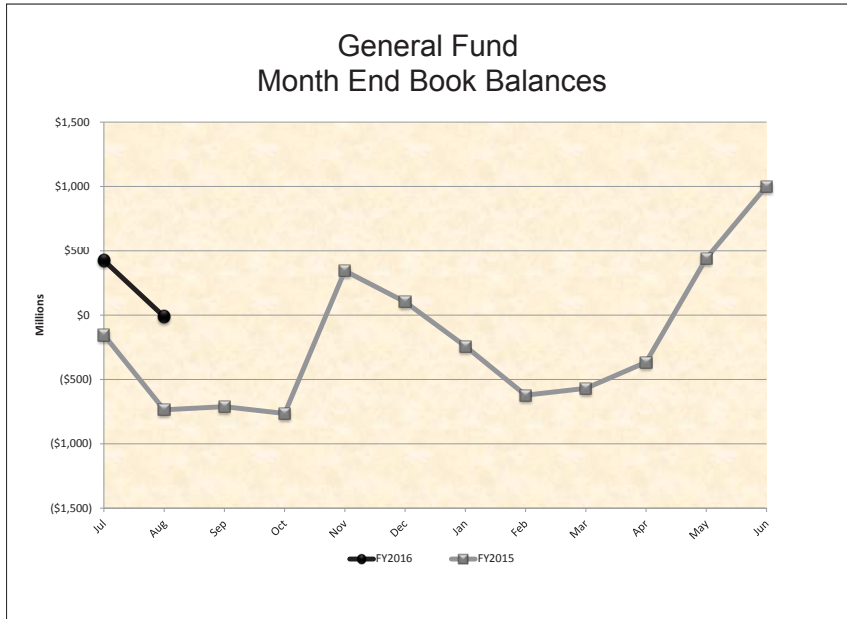
This flow chart describes the structure of the Treasury and Treasurer's Trust Accounts. Month end balances of these accounts are shown on pages 4 and 5.



TREASURY & TREASURER'S TRUST AND TREASURY AND TREASURER'S TRUST CHART



GENERAL FUND AND LOCAL GOVERNMENT INVESTMENT POOL CHARTS



RECEIPTS AND DISBURSEMENTS FOR TREASURY FUNDS

		August 1, 2015	August 2015		August 31, 2015		
		Beginning Book Balance	Plus Receipts	Less Disbursements	Ending Book Balance	Outstanding Warrants	Ending Cash Balance
GENERAL FUND							
001	General	\$ 423,786,066.70	\$ 2,705,814,498.51	\$ 3,142,694,747.45	\$ (13,094,182.24)	\$ 25,393,554.93	\$ 12,299,372.69
018	Millersylvania Park Current	5,210.50	5,210.50	5,210.50
01E	Geothermal	159.89	159.89	159.89
01N	Institutional Impact	19,144.72	19,144.72	19,144.72
02P	Flood Control Assistance	2,695,399.28	(64,194.66)	106,717.02	2,524,487.60	1,022.55	2,525,510.15
031	State Investment Board Expense	2,278,941.18	1,714,044.16	1,953,199.01	2,039,786.33	8,793.80	2,048,580.13
032	State Emergency Water Projects Revolving	221,616.92	221,616.92	221,616.92
03A	Excess Earnings
03L	County Criminal Justice Assistance	1,409,667.72	6,248.29	218,738.39	1,197,177.62	4,261.46	1,201,439.08
03M	Municipal Criminal Justice Assistance	352,492.13	(139,669.11)	97,196.66	115,626.36	1,689.38	117,315.74
04L	Public Health Services	6.13	0.01	6.14	6.14
051	State and Local Improvements Revolving	318,108.83	(225,000.00)	93,108.83	93,108.83
055	State & Local Improve Revolving (Waste Disp Facilities, 1980)	37,639.01	(1,048.85)	33,951.15	2,639.01	2,639.01
05C	Criminal Justice Treatment	9,606,362.37	32,047.63	203,012.42	9,435,397.58	24,148.10	9,459,545.68
05M	Tourism Development and Promotion
070	Outdoor Recreation	(2,513,527.71)	91,805.25	1,306,530.53	(3,728,252.99)	(3,728,252.99)
072	State & Local Improve Revolving (Water Supply Facilities)	816,113.37	50,693.12	4,092.42	862,714.07	862,714.07
09C	Farmlands Preservation	1,138,350.75	19,723.39	1,118,627.36	1,118,627.36
09G	Riparian Protection	(1,056,526.83)	207,266.96	(1,263,793.79)	(1,263,793.79)
09R	Economic Development Strategic Reserve	2,628,849.96	96,236.68	2,532,613.28	2,532,613.28
10K	Veterans Innovation Program	103,740.40	103,740.40	103,740.40
10P	Columbia River Basin Water Supply Development	18,536,371.20	704,731.43	1,483,643.88	17,757,458.75	17,757,458.75
10R	Energy Freedom	822,446.52	447.29	(60,000.00)	882,893.81	882,893.81
10T	Hood Canal Aquatic Rehabilitation Bond	(2,541.81)	(2,541.81)	(2,541.81)
11F	Reinvesting in Youth	13,403.01	13,403.01	13,403.01
11N	Heritage Barn Preservation
11W	Water Quality Capital	43,327.10	(9,100.00)	34,227.10	34,227.10
125	Site Closure	27,555,539.91	31,612.15	47,972.49	27,539,179.57	424.00	27,539,603.57
12B	Green Energy Incentive
12J	Boating Activities	10,000.00	10,000.00	10,000.00
12K	Puget Sound Scientific Research
12R	Independent Youth Housing
12W	Veterans Conservation Corps
14B	Budget Stabilization	534,262,766.47	2,720,399.31	2,059,340.85	534,923,824.93	16,194.20	534,940,019.13
14C	Puget Sound Recovery
14H	Community Preservation & Development Auth	8,750.00	8,750.00	8,750.00
14L	Streamlined Sales & Use Tax Mitigation	26,310,660.54	26,310,660.54	26,310,660.54
15C	WA Community Tech Opportunity
15F	Local Public Safety Enhancement
15J	Building Communities

RECEIPTS AND DISBURSEMENTS FOR TREASURY FUNDS

		August 1, 2015	August 2015		August 31, 2015		
		Beginning Book Balance	Plus Receipts	Less Disbursements	Ending Book Balance	Outstanding Warrants	Ending Cash Balance
GENERAL FUND (Continued)							
15K	Columbia River Water Delivery	\$ 16,173.66	\$	\$	\$ 16,173.66	\$	\$ 16,173.66
15R	Evergreen Job Training
16V	Water Rights Processing	408,610.06	9,138.38	417,748.44	417,748.44
177	Judicial Retirement Administrative
17B	Home Visiting Services	3,225,091.42	64,692.69	267,433.21	3,022,350.90	45,703.30	3,068,054.20
17C	Opportunity Express Account	62,171.42	62,171.42	62,171.42
17E	State Efficiency and Restructuring
17F	Washington Opportunity Pathways	1,848,186.33	8,880,720.85	546,654.92	10,182,252.26	10,182,252.26
17K	Basic Health Plan Stabilization
18B	Columbia River Basin Tax Bond Water Supply Development	7,662,154.08	4,167.52	3,287,371.69	4,378,949.91	2,000,000.00	6,378,949.91
18H	Opportunity Expansion	6,000,326.64	6,000,326.64	6,000,326.64
18T	Child and Family Reinvestment	2,303,960.64	2,303,960.64	2,303,960.64
19K	Yakima Integrated Plan Implementation
19L	Charter Schools Oversight	26,425.24	2,936.14	29,361.38	29,361.38
19N	Diesel Idle Reduction
20C	Yakima Integrated Plan Implementation Taxable Bond
20F	Invest in Washington
20L	Early Start
244	Habitat Conservation	2,214,685.69	(331.00)	1,245,079.97	969,274.72	969,274.72
253	Education Construction	7,085,438.59	3,853.99	7,089,292.58	7,089,292.58
285	Growth Management Planning and Environmental Review
291	Education Savings
355	State Taxable Building Construction	(18,627,282.05)	8,351,370.61	15,118,146.18	(25,394,057.62)	632,717.44	(24,761,340.18)
359	School Constr & Skill Ctrs Bldg	627,123.43	627,123.43	627,123.43
489	Pension Funding Stabilization
548	LEOFF System Plan 2 Expense	40,389.46	125,661.11	102,258.55	63,792.02	440.45	64,232.47
563	Columbia River Crossing Project
565	Yakima Integrated Plan Implementation Revenue Recovery
828	Tobacco Prevention and Control	1,791,092.19	(8,441.77)	1,782,650.42	1,782,650.42
830	Agricultural College Trust Management	491,409.00	(28,778.76)	62,162.02	400,468.22	148.49	400,616.71
TOTAL GENERAL FUND		\$ 1,064,584,494.06	\$ 2,728,132,504.29	\$ 3,171,101,475.84	\$ 621,615,522.51	\$ 28,129,098.10	\$ 649,744,620.61
SPECIAL REVENUE FUNDS							
002	Hospital Data Collection	\$ 88,134.14	\$	\$ 5,940.71	\$ 82,193.43	\$	\$ 82,193.43
003	Architects' License	770,146.66	199,437.11	29,948.67	939,635.10	837.44	940,472.54
007	Winter Recreational Program	1,203,481.27	4,000.00	(8,483.53)	1,215,964.80	340.62	1,216,305.42
014	Forest Development	11,193,200.10	(434,758.15)	258,771.72	10,499,670.23	11,613.90	10,511,284.13
01B	ORV & Non-Highway Vehicle Account	1,017,206.73	248,092.76	377,883.36	887,416.13	23,577.19	910,993.32
01M	Snowmobile	2,373,248.73	38,955.00	19,689.40	2,392,514.33	751.67	2,393,266.00
024	Professional Engineers'	1,675,397.01	403,169.68	80,002.69	1,998,564.00	2,339.01	2,000,903.01

RECEIPTS AND DISBURSEMENTS FOR TREASURY FUNDS

		August 1, 2015	August 2015		August 31, 2015		
		Beginning Book Balance	Plus Receipts	Less Disbursements	Ending Book Balance	Outstanding Warrants	Ending Cash Balance
SPECIAL REVENUE FUNDS (Continued)							
026	Real Estate Commission	\$ 3,090,117.14	\$ 1,674,692.11	\$ 248,532.84	\$ 4,516,276.41	\$ 9,898.93	\$ 4,526,175.34
027	Reclamation	2,992,775.48	66,697.07	109,172.24	2,950,300.31	1,200.00	2,951,500.31
02A	Surveys and Maps	966,620.14	34,665.04	15,077.04	986,208.14	59.82	986,267.96
02G	Health Professions	29,080,510.60	4,254,913.82	4,109,418.48	29,226,005.94	43,868.05	29,269,873.99
02H	Business Enterprises Revolving	690,967.72	88,411.55	82,946.59	696,432.68	1,019.27	697,451.95
02J	Certified Public Accountants'	4,724,470.03	56,635.88	1,747,434.57	3,033,671.34	1,130.00	3,034,801.34
02K	Death Investigations	3,208,538.45	439,515.33	1,125,186.54	2,522,867.24	13,961.08	2,536,828.32
02M	Essential Rail Assistance	834,424.10	11,146.95	28,187.41	817,383.64	817,383.64
02N	Parkland Acquisition	224,365.01	224,365.01	224,365.01
02R	Aquatic Lands Enhancement	8,776,071.17	(278,367.27)	478,482.49	8,019,221.41	22,180.50	8,041,401.91
02W	Timber Tax Distribution	8,039,883.32	2,810,540.70	10,094,501.33	755,922.69	31,348.92	787,271.61
030	Landowner Contingency Forest Fire Suppression	4,289,880.30	1,303.76	(3,302.92)	4,294,486.98	4,294,486.98
039	Aeronautics	2,693,592.38	274,412.49	218,779.66	2,749,225.21	111,161.38	2,860,386.59
03B	Asbestos	1,030,001.39	22,737.93	16,798.87	1,035,940.45	50.00	1,035,990.45
03C	Emergency Medical Services and Trauma Care System Trust	6,415,183.97	2,170,692.22	1,970,691.18	6,615,185.01	21,250.50	6,636,435.51
03F	Enhanced 911	11,184,651.17	2,293,551.43	4,094,921.73	9,383,280.87	147,564.13	9,530,845.00
03N	Business License	7,099,550.64	1,889,005.43	1,464,735.93	7,523,820.14	59,902.93	7,583,723.07
03P	Fire Service Trust	404,694.49	3,043.20	401,651.29	10.00	401,661.29
03R	Safe Drinking Water	4,001,191.07	18,388.62	223,416.94	3,796,162.75	263.27	3,796,426.02
041	Resource Management Cost	16,627,027.77	(733,071.19)	2,347,176.67	13,546,779.91	17,476.20	13,564,256.11
042	Charitable, Educational, Penal, and Reformatory Institutions	5,164,481.84	(309,805.36)	(417,953.92)	5,272,630.40	77.00	5,272,707.40
044	Waste Reduction, Recycling, and Litter Control	1,641,086.84	475,035.22	591,575.97	1,524,546.09	1,932.68	1,526,478.77
045	State Vehicle Parking	(353,412.80)	837,140.28	59,364.12	424,363.36	197.10	424,560.46
048	Marine Fuel Tax Refund	311,232.27	8,107.43	6,002.03	313,337.67	5,038.76	318,376.43
04E	Uniform Commercial Code	1,956,700.92	146,167.00	17,817.30	2,085,050.62	70.00	2,085,120.62
04H	Surface Mining Reclamation	1,173,460.53	(57,781.01)	(78,466.56)	1,194,146.08	441.54	1,194,587.62
04M	Recreational Fisheries Enhancement	1,272,458.05	245,062.71	47,927.14	1,469,593.62	419.55	1,470,013.17
04R	Drinking Water Assistance	16,344,724.84	62,902.91	545,649.42	15,861,978.33	516.69	15,862,495.02
04V	Vehicle License Fraud	88,482.48	6,167.44	6,969.19	87,680.73	87,680.73
04W	Waterworks Operator Certification	1,306,402.27	33,657.00	113,330.62	1,226,728.65	1,226,728.65
058	Public Works Assistance	(19,322,350.65)	2,004,430.38	1,871,075.40	(19,188,995.67)	5,094.68	(19,183,900.99)
05H	Disaster Response	8,638,381.31	9,657,559.75	3,421,148.66	14,874,792.40	148,507.44	15,023,299.84
05R	Drinking Water Assistance Administrative	5,282,541.75	2,873.66	36,143.53	5,249,271.88	5,249,271.88
05W	State Drought Preparedness	14,578,140.22	14,578,140.22	14,578,140.22
06A	Salmon Recovery	20,152.84	20,152.84	20,152.84
06G	Real Estate Appraiser Commission	430,532.41	264,549.80	54,367.56	640,714.65	11,309.74	652,024.39
06K	Lead Paint	131,712.05	6,820.00	969.72	137,562.33	137,562.33
06L	Business and Professions	3,179,809.23	2,183,182.68	566,932.96	4,796,058.95	20,454.35	4,816,513.30
06R	Real Estate Research	1,050,365.98	18,350.00	30,822.32	1,037,893.66	152.51	1,038,046.17
06T	License Plate Technology	428,791.52	138,440.80	53.50	567,178.82	22.53	567,201.35

RECEIPTS AND DISBURSEMENTS FOR TREASURY FUNDS

		August 1, 2015	August 2015		August 31, 2015		
		Beginning Book Balance	Plus Receipts	Less Disbursements	Ending Book Balance	Outstanding Warrants	Ending Cash Balance
SPECIAL REVENUE FUNDS (Continued)							
071	Warm Water Game Fish	\$ 393,228.14	\$ 179,552.44	\$ 85,935.61	\$ 486,844.97	\$ 6,143.20	\$ 492,988.17
07C	Vessel Response	223,810.35	223,810.35	223,810.35
07R	Drinking Water Assistance Repayment	27,926,677.28	16,670.35	6,540,733.59	21,402,614.04	21,402,614.04
07W	Domestic Violence Prevention	614,030.23	48,968.14	42,106.48	620,891.89	3,837.49	624,729.38
080	Grade Crossing Protective	224,483.25	127.89	224,611.14	224,611.14
081	State Patrol Highway	47,727,003.67	16,501,766.89	19,765,833.84	44,462,936.72	260,619.28	44,723,556.00
082	Motorcycle Safety Education	1,454,309.88	213,076.06	215,323.41	1,452,062.53	18,921.45	1,470,983.98
084	Building Code Council	136,582.91	38,360.71	34,375.02	140,568.60	388.15	140,956.75
086	Fire Service Training	7,244,311.64	67,151.75	430,968.85	6,880,494.54	6,722.60	6,887,217.14
087	Park Land Trust Revolving	2,126,296.94	140,430.12	141,756.30	2,124,970.76	93.13	2,125,063.89
08A	Education Legacy Trust	23,652,108.39	17,202,569.19	5,358,755.12	35,495,922.46	921,939.97	36,417,862.43
08G	Flexible Spending Administrative	2,499,863.26	276,658.93	58,080.01	2,718,442.18	2,718,442.18
08H	Military Department Rental and Lease	1,365,374.59	13,828.58	11,163.57	1,368,039.60	1,859.61	1,369,899.21
08K	Problem Gambling	252,157.87	33,690.58	58,594.67	227,253.78	1,520.00	228,773.78
08M	Small City Pavement and Sidewalk	1,389,014.28	88,184.69	2,832.61	1,474,366.36	1,474,366.36
08R	Waste Tire Removal	7,540,598.50	347,557.77	5,365.47	7,882,790.80	7,882,790.80
094	Transportation Infrastructure	7,840,880.91	4,268.08	1,521.07	7,843,627.92	7,843,627.92
095	Electrical License	9,819,396.36	1,496,436.28	1,684,410.02	9,631,422.62	9,924.76	9,641,347.38
096	Highway Infrastructure	1,293,113.69	822.33	1,293,936.02	1,293,936.02
097	Recreational Vehicle	2,176,729.76	72,324.80	15.00	2,249,039.56	6.00	2,249,045.56
099	Puget Sound Capital Construction	18,963,353.70	5,518,562.14	8,287,798.67	16,194,117.17	839,053.56	17,033,170.73
09E	Freight Mobility Investment	9,458,085.73	5,159.73	207,410.45	9,255,835.01	9,255,835.01
09F	High-Occupancy Toll Lanes Operations	2,956,696.72	5,696.52	(111,267.50)	3,073,660.74	3,073,660.74
09H	Transportation Partnership	250,590,135.09	11,412,404.85	33,871,884.78	228,130,655.16	337,642.88	228,468,298.04
09M	Aquatic Invasive Species Enforcement	394,673.60	9,181.50	8,644.28	395,210.82	395,210.82
09N	Aquatic Invasive Species Prevention	292,364.89	31,060.35	36,617.62	286,807.62	5,342.10	292,149.72
09P	City-County Assistance	1,593,659.35	1,525,287.94	1,246.35	3,117,700.94	1,154.83	3,118,855.77
09T	Washington Main Street Trust Fund	57,382.34	57,382.34	57,382.34
102	Rural Arterial Trust	18,575,333.76	1,677,288.46	1,864,182.14	18,388,440.08	5,526.65	18,393,966.73
104	State Wildlife	30,347,499.69	4,298,610.38	3,737,182.68	30,908,927.39	80,997.00	30,989,924.39
106	Highway Safety	24,522,660.41	10,655,631.63	11,190,199.79	23,988,092.25	347,360.95	24,335,453.20
107	Liquor Excise Tax	2,723,323.29	3,307,469.24	21,669.36	6,009,123.17	6,009,123.17
108	Motor Vehicle	162,287,163.53	130,444,875.65	128,460,231.19	164,271,807.99	5,256,221.85	169,528,029.84
109	Puget Sound Ferry Operations	49,368,918.36	23,496,729.31	20,171,142.16	52,694,505.51	250,868.58	52,945,374.09
10A	Aquatic Algae Control	362,324.74	13,381.33	39,482.78	336,223.29	336,223.29
10B	Home Security Fund	3,016,899.62	1,850,085.74	722,707.72	4,144,277.64	1,727.88	4,146,005.52
10G	Water Rights Tracking System	384,201.11	7,845.47	392,046.58	392,046.58
110	Special Wildlife	3,337,296.01	21,197.21	95,568.17	3,262,925.05	125.00	3,263,050.05
111	Public Service Revolving	15,986,181.68	(529,498.32)	1,152,660.60	14,304,022.76	6,076.84	14,310,099.60
113	Common School Construction	47,494,267.88	(1,456,877.30)	(8,069,133.37)	54,106,523.95	6,043.00	54,112,566.95

RECEIPTS AND DISBURSEMENTS FOR TREASURY FUNDS

		August 1, 2015	August 2015		August 31, 2015		
		Beginning Book Balance	Plus Receipts	Less Disbursements	Ending Book Balance	Outstanding Warrants	Ending Cash Balance
SPECIAL REVENUE FUNDS (Continued)							
116	Basic Data	\$ 38,020.00	\$	\$	\$ 38,020.00	\$	\$ 38,020.00
119	Unemployment Compensation Administration	170,250.69	9,431,895.44	9,749,895.16	(147,749.03)	395,420.86	247,671.83
11B	Regional Mobility Grant Program	25,452,485.23	14,651.74	89,935.84	25,377,201.13	25,377,201.13
11E	Freight Mobility Multimodal	9,015,880.13	4,991.80	(145,451.80)	9,166,323.73	9,166,323.73
11H	Forest and Fish Support	4,444,145.66	368,529.55	264,272.68	4,548,402.53	628.76	4,549,031.29
11K	Washington Auto Theft Prevention Authority	(345,734.34)	794,569.00	483,230.39	(34,395.73)	38.39	(34,357.34)
120	Administrative Contingency	27,979,563.75	581,344.79	14,513,016.65	14,047,891.89	227.76	14,048,119.65
12C	Affordable Housing For All	5,991,500.01	403,743.97	134,635.44	6,260,608.54	22,669.28	6,283,277.82
12M	Charitable Organization Education	1,142,479.48	21,230.00	10.50	1,163,698.98	1,163,698.98
12T	Traumatic Brain Injury	2,099,123.42	128,097.24	271,580.21	1,955,640.45	6,999.30	1,962,639.75
134	Employment Services Administrative	21,037,680.49	1,643,847.62	2,723,112.66	19,958,415.45	3,104.97	19,961,520.42
138	Insurance Commissioner's Regulatory	30,627,567.68	601,502.27	2,167,477.61	29,061,592.34	19,970.99	29,081,563.33
144	Transportation Improvement	53,893,992.98	8,055,227.58	6,914,313.51	55,034,907.05	200.00	55,035,107.05
146	Firearms Range	1,053,509.43	18,549.00	16,777.52	1,055,280.91	9.00	1,055,289.91
14A	Wildlife Rehabilitation	537,684.36	15,675.03	4,395.69	548,963.70	548,963.70
14G	Ballast Water Management	23,000.00	23,000.00	23,000.00
14M	Financial Fraud & ID Theft	456,793.25	75,492.33	3,236.03	529,049.55	529,049.55
14R	Military Active State Service	305,101.74	(305,101.74)
14V	Ignition Interlock Device	1,172,731.14	331,820.00	76,438.92	1,428,112.22	42,535.70	1,470,647.92
150	Low-Income Weatherization/ Structural Rehabilitation Assistance	1,794,909.52	(257.87)	93,622.21	1,701,029.44	1,701,029.44
153	Rural Mobility Grant Program	444,225.51	914.53	117,548.39	327,591.65	327,591.65
154	New Motor Vehicle Arbitration	1,974,728.16	77,545.78	28,466.01	2,023,807.93	117.47	2,023,925.40
158	Aquatic Land Dredged Material Disposal Site	354,570.28	(612.81)	(4,607.42)	358,564.89	358,564.89
159	Parks Improvement	1,028,230.40	82,164.80	11,715.87	1,098,679.33	1,162.99	1,099,842.32
15H	Cleanup Settlement	79,098,917.79	(30,897.81)	523,824.02	78,544,195.96	8,615.62	78,552,811.58
15M	Biotoxin	603,327.65	84,490.38	68,726.75	619,091.28	1,415.82	620,507.10
15P	Energy Recovery Act	3,280,092.32	88,176.37	3,368,268.69	3,368,268.69
160	Wood Stove Education and Enforcement	380,758.77	179,747.49	24,328.07	536,178.19	536,178.19
162	Farm Labor Contractor	42,153.23	2,785.00	44,938.23	44,938.23
167	Natural Resources Conservation Areas Stewardship	270,091.65	(26,938.61)	243,153.04	243,153.04
16A	Judicial Stabilization Trust	1,790,287.22	489,844.99	1,308,225.87	971,906.34	9,483.90	981,390.24
16J	SR 520 Corridor	50,424,821.11	80,086,643.46	76,096,071.07	54,415,393.50	54,415,393.50
16M	Appraisal Management Company	345,621.59	(385.75)	4,551.30	340,684.54	1,200.00	341,884.54
16P	Marine Resources Stewardship Trust	2,002,218.79	(630.81)	38,808.36	1,962,779.62	1,962,779.62
16W	Hospital Safety Net Assessment	(11,364,267.56)	4,818,093.99	(18,032,534.91)	11,486,361.34	27,025.00	11,513,386.34
172	Basic Health Plan Trust	22,710,634.58	22,710,634.58	22,710,634.58
173	State Toxics Control	28,026,303.86	9,035,666.86	11,482,823.50	25,579,147.22	207,615.14	25,786,762.36
174	Local Toxics Control	83,096,428.78	6,542,780.87	7,004,002.55	82,635,207.10	11,778.50	82,646,985.60
176	Water Quality Permit	7,322,209.53	(856,015.38)	1,042,186.38	5,424,007.77	28,316.18	5,452,323.95
17N	Complete Streets Grant Program

RECEIPTS AND DISBURSEMENTS FOR TREASURY FUNDS

		August 1, 2015	August 2015		August 31, 2015		
		Beginning Book Balance	Plus Receipts	Less Disbursements	Ending Book Balance	Outstanding Warrants	Ending Cash Balance
SPECIAL REVENUE FUNDS (Continued)							
17P	SR520 Civil Penalties	\$ 17,154,624.15	\$ 7,649.14	\$ (279,435.16)	\$ 17,441,708.45	\$	\$ 17,441,708.45
17T	Health Benefit Exchange	6,406,293.85	4,844,387.40	1,561,906.45	1,561,906.45
17W	Limousine Carriers	17,832.91	1,720.70	19,553.61	19,553.61
182	Underground Storage Tank	1,113,456.79	117,989.45	2,586.49	1,228,859.75	200.00	1,229,059.75
186	County Arterial Preservation	892,577.43	1,299,600.53	1,256,933.75	935,244.21	388.75	935,632.96
18J	Capital Vessel Replacement	18,777,876.45	(5,685,431.07)	12.00	13,092,433.38	24.00	13,092,457.38
18L	Hydraulic Project Approval	93,795.41	108,551.21	21,766.84	180,579.78	750.00	181,329.78
18W	Public Transportation Grant Program
199	Biosolids Permit	914,915.88	(32,130.37)	66,837.61	815,947.90	33.23	815,981.13
19A	Medicaid Fraud Penalty	7,193,256.94	88,037.20	535,913.62	6,745,380.52	4,314.92	6,749,695.44
19C	Forest Practice Application	721,798.58	(3,182.02)	9,689.93	708,926.63	250.00	709,176.63
19G	Environmental Legacy Stewardship	40,735,547.17	(760,437.23)	6,708,841.76	33,266,268.18	33,024.96	33,299,293.14
19T	DOL Technology Improvement and Data Management	96,080.29	33,387.61	129,467.90	129,467.90
200	Regional Fisheries Enhancement Salmonid Recovery	168,947.56	(198.41)	7,062.55	161,686.60	161,686.60
201	Department of Licensing Services	937,106.33	341,668.11	279,152.00	999,622.44	46.54	999,668.98
202	Medical Test Site Licensure	620,595.73	62,578.66	111,877.60	571,296.79	17,936.00	589,232.79
203	Passenger Ferry	27.39	27.39	27.39
204	Volunteer Fire Fighters' and Reserve Officers' Administrative	1,855,875.30	1,018.13	26,562.23	1,830,331.20	942.50	1,831,273.70
207	Hazardous Waste Assistance	2,487,591.65	57,957.50	202,280.54	2,343,268.61	1,837.08	2,345,105.69
20B	Brownfield Redevelopment Trust Fund
20H	Connecting Washington	7,625,000.00	7,625,000.00	7,625,000.00
20J	Electric Vehicle Charging Infrastructure
20M	Puget Sound Taxpayer Accountability
20R	Radioactive Mixed Waste	1,944,469.29	(48,795.78)	462,552.62	1,433,120.89	667.87	1,433,788.76
215	Special Category C	2,228,710.37	1,171,460.79	2,565.70	3,397,605.46	3,397,605.46
216	Air Pollution Control	2,006,748.70	189,275.14	121,699.50	2,074,324.34	899.63	2,075,223.97
217	Oil Spill Prevention	5,418,606.22	553,367.07	218,217.20	5,753,756.09	985.64	5,754,741.73
218	Multimodal Transportation	66,658,611.70	11,499,417.23	12,034,659.82	66,123,369.11	22,759.77	66,146,128.88
222	Freshwater Aquatic Weeds	881,051.74	16,494.52	66,438.65	831,107.61	9,639.21	840,746.82
223	State Oil Spill Response	6,676,706.78	7,451.22	3,592.40	6,680,565.60	51.00	6,680,616.60
234	Public Works Administration	10,804,412.84	460,016.41	254,908.40	11,009,520.85	49,255.48	11,058,776.33
235	Youth Tobacco Prevention	849,186.02	37,974.67	7,532.88	879,627.81	4.50	879,632.31
237	Recreation Access Pass	1,911,488.50	24,452.75	340.00	1,935,601.25	440.00	1,936,041.25
260	University of Washington Operating Fees
262	Manufactured Home Installation Training	334,396.47	17,412.10	17,647.98	334,160.59	334,160.59
263	Community and Economic Development Fee	2,240,646.61	217,495.82	87,247.08	2,370,895.35	3,190.97	2,374,086.32
267	Recreation Resources	7,052,122.53	559,052.20	283,290.22	7,327,884.51	192.45	7,328,076.96
268	Nonhighway and Off-Road Vehicle Activities (NOVA) Program	5,413,397.26	239,259.73	1,121,208.61	4,531,448.38	119.28	4,531,567.66
269	Parks Renewal and Stewardship	31,659,501.05	5,971,945.59	6,205,635.81	31,425,810.83	53,743.19	31,479,554.02
271	Washington State University Operating Fees

RECEIPTS AND DISBURSEMENTS FOR TREASURY FUNDS

		August 1, 2015	August 2015		August 31, 2015		
		Beginning Book Balance	Plus Receipts	Less Disbursements	Ending Book Balance	Outstanding Warrants	Ending Cash Balance
SPECIAL REVENUE FUNDS (Continued)							
275	Central Washington University Operating Fees	\$	\$	\$	\$	\$	\$
277	State Agency Parking	214,631.49	(21,836.68)	80.74	192,714.07	102.00	192,816.07
296	Columbia River Basin Water Supply Rev Recovery	1,731,513.07	854.36	1,732,367.43	1,732,367.43
315	Dedicated Marijuana Fund	20,913,772.74	10,194,443.33	462,677.85	30,645,538.22	75,596.09	30,721,134.31
319	Public Health Supplemental	1,432,364.96	72,804.24	11,264.57	1,493,904.63	145.69	1,494,050.32
404	State Treasurer's Service	7,407,329.79	1,399,752.21	673,607.88	8,133,474.12	2,516.05	8,135,990.17
408	Coastal Protection	1,037,287.37	32,604.52	22,597.60	1,047,294.29	1,047,294.29
441	Local Government Archives	821,895.96	354,631.91	198,799.66	977,728.21	1,992.91	979,721.12
500	Perpetual Surveillance and Maintenance	45,260,030.34	34,917.67	45,294,948.01	45,294,948.01
507	Oyster Reserve Land	567,230.53	48,035.62	1,451.96	613,814.19	4,051.93	617,866.12
511	Tacoma Narrows Toll Bridge	14,376,825.73	(3,330,040.07)	(4,189,965.32)	15,236,750.98	15,236,750.98
513	Derelict Vessel Removal	1,254,865.31	131,617.77	23,054.74	1,363,428.34	356.74	1,363,785.08
532	Washington Housing Trust	13,187,156.70	308,856.60	225,812.81	13,270,200.49	10,759.07	13,280,959.56
535	Alaskan Way Viaduct Replacement Project
549	Election	4,136,291.27	2,325.61	61,004.88	4,077,612.00	4,077,612.00
550	Transportation 2003	40,461,261.20	3,587,936.93	2,528,903.51	41,520,294.62	489.79	41,520,784.41
562	Skilled Nursing Facility Safety Net Trust	4,575,552.25	1,429.65	(1,805,916.83)	6,382,898.73	6,382,898.73
564	Water Pollution Control Revolving Administration	1,299,988.81	23,221.45	1,323,210.26	1,323,210.26
566	Community Forest Trust	26,394.40	14.35	26,408.75	26,408.75
571	Multiuse Roadway Safety	48,600.39	4,853.12	12.00	53,441.51	53,441.51
595	I-405 Express Toll Lanes Operations	1,939,293.21	1,046.28	(9,515.30)	1,949,854.79	1,949,854.79
600	Department of Retirement Systems Expense	10,947,906.81	24,765.48	(1,393,071.23)	12,365,743.52	678.88	12,366,422.40
689	Rural Washington Loan	9,288,696.83	5,125.98	9,293,822.81	9,293,822.81
727	Water Pollution Control Revolving	232,534,554.99	1,165,767.38	127,482.41	233,572,839.96	38,961.35	233,611,801.31
733	Capitol Campus Reserve	(1,506,563.92)	(1,506,563.92)	(1,506,563.92)
777	Prostitution Prevention and Intervention	80,032.79	3,390.49	83,423.28	83,423.28
785	State Educational Trust Fund	5,383,249.83	(27,902.88)	3,135.93	5,352,211.02	501.17	5,352,712.19
818	Youth Athletic Facility	185,488.54	100.89	185,589.43	185,589.43
825	Tobacco Settlement
874	OASI Revolving	222,674.52	76.90	13,033.97	209,717.45	209,717.45
887	Public Facilities Construction Loan Revolving	20,814,432.68	155,929.27	500,344.86	20,470,017.09	132,844.92	20,602,862.01
888	Deferred Compensation Administrative	1,514,173.20	(54,875.59)	122,394.79	1,336,902.82	1,336,902.82
893	Radiation Perpetual Maintenance	336,031.90	182.77	336,214.67	336,214.67
TOTAL SPECIAL REVENUE FUNDS		\$ 2,112,114,676.14	\$ 421,373,435.63	\$ 421,472,513.82	\$ 2,112,015,597.95	\$ 10,345,385.33	\$ 2,122,360,983.28
DEBT SERVICE FUNDS							
303	Highway Bond Retirement	\$ 161,932,238.51	\$ 39,099,848.69	\$ 159,431,178.40	\$ 41,600,908.80	\$	\$ 41,600,908.80
304	Ferry Bond Retirement	1,420,335.14	1,350,060.62	2,770,395.76	2,770,395.76
305	Transportation Improvement Board Bond Retirement	3,073,171.16	676,004.14	359,500.00	3,389,675.30	3,389,675.30
347	Washington State University Bond Retirement	15,264,741.09	5,106,710.22	(29,250.27)	20,400,701.58	20,400,701.58

RECEIPTS AND DISBURSEMENTS FOR TREASURY FUNDS

		August 1, 2015	August 2015		August 31, 2015		
		Beginning Book Balance	Plus Receipts	Less Disbursements	Ending Book Balance	Outstanding Warrants	Ending Cash Balance
DEBT SERVICE FUNDS (Continued)							
348	University of Washington Bond Retirement	\$ 4,997,969.60	\$ 94,323.63	\$ (61,000.41)	\$ 5,153,293.64	\$	\$ 5,153,293.64
380	Debt-Limit General Fund Bond Retirement
381	Debt-Limit Reimbursable Bond Retirement
382	Nondebt-Limit General Fund Bond Retirement
383	Nondebt-Limit Reimbursable Bond Retirement	5,348,937.50	5,348,937.50
384	Nondebt-Limit Proprietary Appropriated Bond Retirement
385	Nondebt-Limit Proprietary Nonappropriated Bond Retirement
386	Nondebt-Limit Revenue Bond Retirement
389	Toll Facility Bond Retirement	4,395,692.67	2,169,997.62	(82,147,837.50)	88,713,527.79	88,713,527.79
TOTAL DEBT SERVICE FUNDS		\$ 191,084,148.17	\$ 53,845,882.42	\$ 82,901,527.72	\$ 162,028,502.87	\$	\$ 162,028,502.87
CAPITAL PROJECTS FUNDS							
01L	Higher Education Construction	\$	\$	\$	\$	\$	\$
036	Capitol Building Construction	(2,728,416.60)	(2,914.92)	(325,951.75)	(2,405,379.77)	(2,405,379.77)
056	State Higher Education Construction	2,314.33	1.26	2,315.59	2,315.59
057	State Building Construction	(149,357,436.07)	(5,180,430.33)	55,814,372.65	(210,352,239.05)	458,275.67	(209,893,963.38)
060	Community and Technical College Capital Projects	19,803,901.80	3,034,701.43	4,225,470.96	18,613,132.27	18,613,132.27
061	Eastern Washington University Capital Projects	6,085,706.23	165,272.87	133,042.16	6,117,936.94	6,117,936.94
062	Washington State University Building	877,589.15	2,709,786.48	986,920.54	2,600,455.09	2,600,455.09
063	Central Washington University Capital Projects	3,354,967.57	163,410.87	(1,232.84)	3,519,611.28	3,519,611.28
064	University of Washington Building	3,449,979.66	8,545.07	1,511,815.34	1,946,709.39	1,946,709.39
065	Western Washington University Capital Projects	2,242,147.59	162,857.08	85,759.16	2,319,245.51	2,319,245.51
066	The Evergreen State College Capital Projects	1,684,918.80	162,714.21	(1,232.84)	1,848,865.85	1,848,865.85
075	State Social and Health Services Construction	5,371.39	5,371.39	5,371.39
245	Public Safety Reimbursable Bond	4.12	4.12	4.12
246	Community and Technical College Forest Reserve	2,249,859.79	2,249,859.79	2,249,859.79
289	Thurston County Capital Facilities	2,382,878.99	249,195.12	309,132.70	2,322,941.41	2,322,941.41
357	Gardner-Evans Higher Education Construction	60,090.66	28,103.00	(51,125.90)	139,319.56	139,319.56
364	Military Department Capital	3,841,792.72	1,035.70	188,375.92	3,654,452.50	3,654,452.50
TOTAL CAPITAL PROJECTS FUNDS		\$ (106,044,329.87)	\$ 1,502,277.84	\$ 62,875,346.10	\$ (167,417,398.13)	\$ 458,275.67	\$ (166,959,122.46)
PERMANENT FUNDS							
04B	Natural Resources Real Property Replacement	\$ 7,655,700.51	\$ (1,936,860.50)	\$ (3,279,487.11)	\$ 8,998,327.12	\$	\$ 8,998,327.12
601	Agricultural Permanent	252,707.56	4.94	(338,005.69)	590,718.19	590,718.19
603	Millersylvania Park Trust	5,390.80	2.94	5,393.74	5,393.74
604	Normal School Permanent	80,005.61	3.00	11,750.22	68,258.39	68,258.39
605	Permanent Common School	113,219.96	50,636.38	62,583.58	62,583.58
606	Scientific Permanent	358,535.33	691.74	265,982.23	93,244.84	93,244.84
607	State University Permanent	53,948.13	(79,816.33)	133,764.46	133,764.46

RECEIPTS AND DISBURSEMENTS FOR TREASURY FUNDS

		August 1, 2015	August 2015		August 31, 2015		
		Beginning Book Balance	Plus Receipts	Less Disbursements	Ending Book Balance	Outstanding Warrants	Ending Cash Balance
PERMANENT FUNDS (Continued)							
851	Developmental Disabilities Community Trust	\$ 375,021.58	\$ 203.99	\$	\$ 375,225.57	\$	\$ 375,225.57
TOTAL PERMANENT FUNDS		\$ 8,894,529.48	\$ (1,935,953.89)	\$ (3,368,940.30)	\$ 10,327,515.89	\$	\$ 10,327,515.89
ENTERPRISE FUNDS							
401	Correctional Industries	\$ 11,453,711.69	\$ 6,492,305.37	\$ 6,263,445.98	\$ 11,682,571.08	\$ 217,955.07	\$ 11,900,526.15
407	Secretary of State's Revolving	8,687,953.33	613,659.73	471,752.47	8,829,860.59	60.00	8,829,920.59
578	Lottery Administrative	220,078.64	1,000,976.80	1,068,555.76	152,499.68	18,033.07	170,532.75
608	Accident	13,029,644.57	183,982,223.47	195,613,455.90	1,398,412.14	13,565,083.49	14,963,495.63
609	Medical Aid	9,755,374.37	140,276,987.86	148,782,774.51	1,249,587.72	2,527,855.54	3,777,443.26
610	Accident Reserve	391,586.43	54,158,901.78	54,001,126.34	549,361.87	920,318.86	1,469,680.73
881	Supplemental Pension	3,224,933.59	100,060,081.46	102,693,068.97	591,946.08	1,774,743.23	2,366,689.31
883	Second Injury	61,006,860.70	3,315,529.10	72,495.59	64,249,894.21	10,912.03	64,260,806.24
TOTAL ENTERPRISE FUNDS		\$ 107,770,143.32	\$ 489,900,665.57	\$ 508,966,675.52	\$ 88,704,133.37	\$ 19,034,961.29	\$ 107,739,094.66
INTERNAL SERVICE FUNDS							
006	Public Records Efficiency, Preservation & Access	\$ 1,825,873.59	\$ 100,114.79	\$ 242,242.21	\$ 1,683,746.17	\$ 33,390.76	\$ 1,717,136.93
405	Legal Services Revolving	18,942,765.10	2,827,421.19	10,394,783.12	11,375,403.17	116,530.59	11,491,933.76
410	Transportation Equipment	16,580,757.29	999,656.29	(34,938.07)	17,615,351.65	73,968.61	17,689,320.26
415	Personnel Service	2,319,649.49	713,027.84	402,762.90	2,629,914.43	2,629,914.43
418	State Health Care Authority Administrative	2,615,543.15	1,554,559.32	1,226,977.70	2,943,124.77	4,866.35	2,947,991.12
455	Higher Education Personnel Service	405,510.91	240,155.01	41,623.97	604,041.95	604,041.95
483	Auditing Services Revolving	2,022,328.47	132,328.75	585,088.20	1,569,569.02	635.02	1,570,204.04
484	Administrative Hearings Revolving	142,693.16	1,439,549.57	1,385,435.24	196,807.49	14,901.25	211,708.74
TOTAL INTERNAL SERVICE FUNDS		\$ 44,855,121.16	\$ 8,006,812.76	\$ 14,243,975.27	\$ 38,617,958.65	\$ 244,292.58	\$ 38,862,251.23
PENSION TRUST FUNDS							
614	Volunteer Firefighters' Relief and Pension Principal	\$ 19,610,963.59	\$ 26,608.57	\$ 965,466.84	\$ 18,672,105.32	\$ 48,958.75	\$ 18,721,064.07
615	State Patrol - Plan 1	819,993.60	5,239,858.41	5,237,241.74	822,610.27	52,270.01	874,880.28
616	Judges' Retirement	608,880.78	290.35	36,573.52	572,597.61	572,597.61
630	State Patrol - Plan 2	393,576.56	478,586.60	505,496.05	366,667.11	366,667.11
631	Public Employees' Retirement System Plan 1	10,123,427.86	150,100,503.26	149,924,224.20	10,299,706.92	2,104,159.73	12,403,866.65
632	Teachers' Retirement System Plan 1	7,911,479.83	97,114,643.78	97,046,185.70	7,979,937.91	2,145,817.35	10,125,755.26
633	School Employees' Retirement System Combined Plan 2 & 3	3,221,595.50	42,975,950.05	38,280,811.44	7,916,734.11	272,901.80	8,189,635.91
635	Public Safety Employees Retirement System Plan 2	250,043.95	4,839,407.10	4,665,243.29	424,207.76	27,949.52	452,157.28
641	Public Employees' Retirement System Combined Plan 2 & 3	8,471,831.58	208,562,165.30	202,253,650.49	14,780,346.39	1,678,479.69	16,458,826.08
642	Teachers' Retirement System Combined Plan 2 and 3	6,829,505.46	143,087,428.86	122,809,532.87	27,107,401.45	475,555.14	27,582,956.59
722	Deferred Compensation Principal	1,624,482.48	33,425,159.46	32,650,260.63	2,399,381.31	761.50	2,400,142.81
729	Judicial Retirement Principal	9,156.21	63,270.90	63,265.38	9,161.73	9,161.73
819	LEOFFS Plan 1 Retirement	2,892,677.32	29,907,572.07	30,321,893.12	2,478,356.27	710,767.50	3,189,123.77
829	LEOFFS Plan 2 Retirement	3,060,306.47	41,116,830.30	41,588,047.17	2,589,089.60	156,438.45	2,745,528.05

RECEIPTS AND DISBURSEMENTS FOR TREASURY FUNDS

		August 1, 2015	August 2015		August 31, 2015		
		Beginning Book Balance	Plus Receipts	Less Disbursements	Ending Book Balance	Outstanding Warrants	Ending Cash Balance
PENSION TRUST FUNDS (Continued)							
882	Washington Judicial Retirement System	\$ 8,097,227.04	\$ 3,538.37	\$ 766,239.69	\$ 7,334,525.72	\$ 4,559.69	\$ 7,339,085.41
TOTAL PENSION TRUST FUNDS		\$ 73,925,148.23	\$ 756,941,813.38	\$ 727,114,132.13	\$ 103,752,829.48	\$ 7,678,619.13	\$ 111,431,448.61
AGENCY FUNDS							
01P	Suspense	\$ 12,467,633.95	\$ 24,433,070.54	\$ 24,184,155.32	\$ 12,716,549.17	\$ 31,027.85	\$ 12,747,577.02
01R	Undistributed Receipts	1,229,697.76	1,210,758.22	2,440,455.98	2,440,455.98
01T	Local Leasehold Excise Tax	3,518,019.54	3,878,720.11	(360,700.57)	(360,700.57)
034	Local Sales and Use Tax
035	State Payroll Revolving	6,011,923.02	413,659,284.79	403,744,825.34	15,926,382.47	1,642,645.13	17,569,027.60
165	Salary Reduction	2,592,740.71	1,879,620.14	1,647,898.22	2,824,462.63	2,824,462.63
768	Local Real Estate Excise Tax	294,162.11	294,162.11
795	State Investment Board Commingled Monthly Bond
865	State Investment Board Commingled Trust	207,322.05	207,322.05
877	OASI Contribution	(166,128.49)	(166,128.49)
TOTAL AGENCY FUNDS		\$ 25,820,014.98	\$ 441,518,089.36	\$ 433,790,954.66	\$ 33,547,149.68	\$ 1,673,672.98	\$ 35,220,822.66
TOTAL TREASURY FUNDS		\$ 3,523,003,945.67	\$ 4,899,285,527.36	\$ 5,419,097,660.76	\$ 3,003,191,812.27	\$ 67,564,305.08	\$ 3,070,756,117.35

RECEIPTS AND DISBURSEMENTS FOR TREASURER'S TRUST FUNDS

		August 1, 2015	August 2015		August 31, 2015		
		Beginning Book Balance	Plus Receipts	Less Disbursements	Ending Book Balance	Outstanding Warrants	Ending Cash Balance
GENERAL FUND							
06N	Local Tax Administration	\$	\$	\$	\$	\$	\$
07F	Commercial Fisheries Buyback
08B	Foster Care Endowed Scholarship Trust	15,353.86	8.35	15,362.21	15,362.21
08E	Individual Development Account Program	28,838.13	17.98	28,856.11	28,856.11
08N	State Financial Aid	2,805,238.92	59,873,683.49	26,506,031.94	36,172,890.47	34,753.08	36,207,643.55
08T	Transportation Innovative Partnership
10L	Health Insurance Partnership
10V	Invasive Species Council
10W	Family and Medical Leave Enforcement
11M	Poet Laureate	115.55	115.55	115.55
11R	Hospital Infection Control Grant
12L	Outdoor Education and Recreation Prog	542,103.42	542,103.42	542,103.42
12P	Geoduck Aquaculture Research	(0.48)	0.48	(0.48)	0.48	0.48
131	Fair	2,104,886.08	1,150.37	3,167.26	2,102,869.19	251.50	2,103,120.69
132	State Trade Fair
14F	Family Leave Insurance	391,400.10	212.90	391,613.00	391,613.00
14N	Legislative Oral History	7,370.70	4,250.00	11,620.70	11,620.70
14P	Skeletal Human Remains Assistance	419,632.67	7,362.69	412,269.98	412,269.98
15B	Food Animal Vet Scholarship
15G	Prev/Reduce Owner-Occupied Foreclosure Program
15N	Business Assistance
16F	Washington State Flag	410.96	410.96	410.96
16K	Mortgage Recovery
16R	Multiagency Permitting Team	79,423.58	43.27	79,466.85	79,466.85
17R	Aerospace Training Student Loan	3,023,111.91	287,393.94	28,800.00	3,281,705.85	6.95	3,281,712.80
18C	Native Education Public-Private Partnership
18F	High School Completion
18G	Opportunity Scholarship Match Transfer	354,000.00	354,000.00	354,000.00
18K	24/7 Sobriety	7,228.58	343.72	7,572.30	7,572.30
18P	Shelter to Housing Project
18V	Science, Technology, Engineering and Math Education Lighthouse
19J	Universal Communications Services	6,726,088.00	6,726,088.00	6,726,088.00
19V	Cancer Research Endowment Match Transfer	5,000,000.00	5,000,000.00	5,000,000.00
290	Savings Incentive	3,906,312.65	(37,002.00)	4,501.32	3,864,809.33	3,864,809.33
447	Information Technology Investment Revolving	17,000,000.00	17,000,000.00	17,000,000.00
490	Regional Transportation Investment District
514	Agricultural Conservation Easements
534	Washington Graduate Fellowship Trust	489.80	489.80	489.80
551	Washington Youth and Families	124,634.31	124,634.31	124,634.31
552	Conservation Assistance Revolving	493,037.05	6,767.00	486,270.05	486,270.05

RECEIPTS AND DISBURSEMENTS FOR TREASURER'S TRUST FUNDS

		August 1, 2015	August 2015		August 31, 2015		
		Beginning Book Balance	Plus Receipts	Less Disbursements	Ending Book Balance	Outstanding Warrants	Ending Cash Balance
GENERAL FUND (Continued)							
646	Higher Ed Retirement Plan Supplemental Benefit	\$ 1,002.42	\$ 870,087.37	\$ 870,087.00	\$ 1,002.79	\$	\$ 1,002.79
653	Washington Distinguished Professorship Trust
743	College Faculty Awards Trust	186.14	186.14	186.14
747	Health Professional Loan Repayment & Scholarship Program	2,586,228.06	1,639,888.70	13,476.34	4,212,640.42	4,212,640.42
748	Higher Education Coord. Board for Innovation and Quality
781	Cross-State Trail	473.10	473.10	473.10
793	Health Insurance Pool	112.00	112.00	112.00
817	Stadium and Exhibition Center Construction
835	Four Year Student Child Care in Higher Education	7,499.77	75,000.00	6,818.42	75,681.35	75,681.35
837	Washington's Promise Scholarship	7.89	0.01	7.90	7.90
TOTAL GENERAL FUND		\$ 45,625,073.17	\$ 62,715,190.58	\$ 27,447,011.49	\$ 80,893,252.26	\$ 35,011.53	\$ 80,928,263.79
SPECIAL REVENUE FUNDS							
01F	Crime Victims' Compensation	\$ 4,668,126.08	\$ 54,623.67	\$	\$ 4,722,749.75	\$	\$ 4,722,749.75
025	Pilotage	1,606,345.82	91,320.09	60,689.25	1,636,976.66	195.22	1,637,171.88
03K	Industrial Insurance Premium Refund	2,974,943.52	221,609.57	55,969.03	3,140,584.06	6,664.96	3,147,249.02
04F	Real Estate Education Program	666,987.10	1,428.39	1,177.60	667,237.89	667,237.89
06H	Oral History, State Library, and Archives	30,390.16	(271.20)	(3,764.76)	33,883.72	278.74	34,162.46
06J	Securities Prosecution	550,557.98	2,525.00	553,082.98	553,082.98
07A	Mortgage Lending Fraud Prosecution	586,121.36	27,588.27	613,709.63	613,709.63
07B	Organ and Tissue Donation Awareness	162,095.54	31,461.73	193,557.27	193,557.27
07E	Contract Harvesting Revolving	2,492,147.55	(117,018.17)	(1,358,488.64)	3,733,618.02	3,733,618.02
07J	"Helping Kids Speak"	3,672.68	2,620.33	6,293.01	6,293.01
07K	Special License Plate Applicant Trust
07L	Legislative International Trade	3,857.05	3,857.05	3,857.05
07N	Produce Railcar Pool	90,980.19	49.49	91,029.68	91,029.68
07T	Commemorative Works	3,247.63	1.77	3,249.40	3,249.40
07V	Fish and Wildlife Enforcement Reward	682,089.06	(64,060.09)	111,582.72	506,446.25	135.00	506,581.25
08C	Gonzaga University Alumni Association	5,059.70	3,527.99	8,587.69	8,587.69
08F	Lighthouse Environmental Programs	13,190.33	8,274.00	21,464.33	21,464.33
08J	Prescription Drug Consortium	54,129.73	1,298.52	55,428.25	55,428.25
08L	"Ski & Ride Washington"	3,321.89	2,632.00	5,953.89	5,953.89
08P	State Parks Education and Enhancement	490,632.81	9,862.99	5,957.61	494,538.19	494,538.19
08V	Veterans Stewardship	1,086,673.88	23,843.01	33,391.15	1,077,125.74	535.39	1,077,661.13
08W	"Washington's National Park Fund"	16,452.25	14,447.99	30,900.24	30,900.24
098	Eastern Washington Pheasant Enhancement	424,632.67	10,427.47	5,534.37	429,525.77	3.15	429,528.92
09A	We Love Our Pets	12,037.57	4,876.64	16,914.21	16,914.21
09B	Boating Safety Education Certification	716,208.39	60,850.00	31,038.56	746,019.83	365.00	746,384.83
09J	Washington Coastal Crab Pot Buoy Tag	113,896.60	113,896.60	113,896.60
09K	Life Sciences Discovery	26,210,444.09	14,476.50	753,404.23	25,471,516.36	1,750.00	25,473,266.36

RECEIPTS AND DISBURSEMENTS FOR TREASURER'S TRUST FUNDS

	August 1, 2015		August 2015		August 31, 2015		
	Beginning Book Balance		Plus Receipts	Less Disbursements	Ending Book Balance	Outstanding Warrants	Ending Cash Balance
SPECIAL REVENUE FUNDS (Continued)							
09L Nursing Resource Center	\$ 59,694.62	\$	43,240.00	\$ 1,796.10	\$ 101,138.52	\$ 40.00	\$ 101,178.52
10F "Share the Road"	27,141.39		9,578.33	36,719.72	36,719.72
11A Employment Training Finance	328,163.93		5,103.26	333,267.19	333,267.19
11J Electronic Products Recycling	401,360.62		(11,153.12)	23,656.31	366,551.19	100.00	366,651.19
11P Large On-Site Sewage Systems
11V Veteran Estate Management	31,890.72		32,592.35	21,918.95	42,564.12	42,564.12
126 Agricultural Local	17,653,481.99		2,048,825.84	2,797,140.17	16,905,167.66	43,860.88	16,949,028.54
128 Grain Inspection Revolving	5,715,333.45		843,205.77	844,654.48	5,713,884.74	19,498.94	5,733,383.68
12E Assisted Living Facility Management	640,410.12		(100.00)	640,510.12	640,510.12
12F Manufactured/Mobile Home Dispute Resol	2,148,434.15		52,480.63	40,128.29	2,160,786.49	123.48	2,160,909.97
12G Rockfish Research	393,557.90		36,121.00	4,981.51	424,697.39	20.69	424,718.08
12H Uniformed Service Shared Leave Pool	730,378.34		221.05	(14,879.08)	745,478.47	745,478.47
12N Get Ready For Math & Science Schlarshp	5,983.77		(160,962.62)	(154,978.85)	(154,978.85)
133 Children's Trust	416,175.26		3,513.18	14,631.00	405,057.44	69.00	405,126.44
14E Washington State Heritage Center	216,498.96		654,520.26	359,683.94	511,335.28	843.28	512,178.56
14J Ambulatory Surgical Facility	619,187.58		19,904.99	32,893.97	606,198.60	1,478.00	607,676.60
14W Reduced Cigarette Ignition Propensity	494,553.38		512.13	576.60	494,488.91	494,488.91
151 Chief Joseph Recreation Development	6.35		6.35	6.35
15A Transitional Housing Oper & Rent	4,053,182.57		178,664.50	3,874,518.07	3,874,518.07
15L Annual Property Revaluation Grant
15T Broadband Mapping	7.92		(7.82)	0.10	0.10
15V Funeral and Cemetery	780,561.39		13,516.91	35,772.84	758,305.46	1,191.95	759,497.41
15W Guaranteed Asset Protection Waiver	17,000.00		17,000.00	17,000.00
163 Worker and Community Right to Know	1,178,378.11		1,538,910.34	283,519.52	2,433,768.93	2,433,768.93
169 Horse Racing Commission Operating	1,079,628.60		228,009.11	152,191.77	1,155,445.94	282.93	1,155,728.87
16B Landscape Architects' License	226,911.13		55,631.24	11,186.70	271,355.67	820.00	272,175.67
16E Spec Forest Products Outreach/Education	1,370.15		107.33	1,477.48	1,477.48
16G Universal Vaccine Purchase	7,721,006.52		7,142,190.00	6,156,041.03	8,707,155.49	8,707,155.49
16H Columbia River Salmon/Steelhead Stamp	1,560,078.53		195,328.64	112,652.71	1,642,754.46	660.13	1,643,414.59
16L Accessible Communities	453,608.78		5,316.70	4,225.71	454,699.77	454,699.77
16N Disabled Veterans Assistance
16T Product Stewardship Programs	298,825.89		(4,302.48)	6,753.06	287,770.35	287,770.35
17H WA Global Health Technologies Product Development	2.06		2.06	2.06
17L Foreclosure Fairness	1,424,021.16		182,404.93	72,716.22	1,533,709.87	1,533,709.87
17M Individual-Based/Portable Background Check Clearance	204,988.20		26,180.00	18,054.75	213,113.45	425.00	213,538.45
17V Volunteer Firefighters	5,432.00		3,119.66	8,551.66	8,551.66
180 Local Government Administrative Hearings	149,334.32		149,334.32	149,334.32
189 Clarke-McNary
18A Investing In Innovation	847,423.49		48,888.92	798,534.57	798,534.57
18E Educator Certification Processing	1,605,762.77		152,772.00	108,355.94	1,650,178.83	2,376.00	1,652,554.83

RECEIPTS AND DISBURSEMENTS FOR TREASURER'S TRUST FUNDS

		August 1, 2015	August 2015		August 31, 2015		
		Beginning Book Balance	Plus Receipts	Less Disbursements	Ending Book Balance	Outstanding Warrants	Ending Cash Balance
SPECIAL REVENUE FUNDS (Continued)							
18M	Music Matters Awareness	\$ 5,665.32	\$ 5,208.00	\$	\$ 10,873.32	\$	\$ 10,873.32
18N	Damage Prevention	30,500.00	30,500.00	1,000.00	31,500.00
18R	Seattle Sounders FC	17,387.99	4,300.32	14,028.00	7,660.31	4,208.40	11,868.71
190	Forest Fire Protection Assessment	4,915,544.21	2,771,084.06	498,076.92	7,188,551.35	4,640.17	7,193,191.52
193	State Forest Nursery Revolving	1,022,710.35	(16,826.88)	159,351.47	846,532.00	2,174.00	848,706.00
195	Energy	0.27	0.27	0.27
197	Statute Law Committee Publications	794,234.17	1,912.54	7,946.58	788,200.13	602.25	788,802.38
198	Access Road Revolving	5,174,531.86	(220,290.96)	(51,391.33)	5,005,632.23	58,701.98	5,064,334.21
19B	School for the Blind	726,189.87	657,986.84	152,840.64	1,231,336.07	16,057.83	1,247,393.90
19E	4-H Program	251.00	448.00	699.00	699.00
19F	Seattle Seahawks	168,408.21	41,015.38	134,570.22	74,853.37	74,853.37
19H	Center for Childhood Deafness and Hearing Loss	193,600.56	6,868.24	200,468.80	200,468.80
19M	Seattle University	4,629.33	541.33	5,170.66	5,170.66
19P	Child Rescue
19R	Residential Services and Support
19W	Wolf-Livestock Conflict	231,683.00	50,000.00	281,683.00	281,683.00
205	Mobile Home Park Relocation	1,251,519.80	38,892.89	7,379.93	1,283,032.76	9.91	1,283,042.67
206	Cost of Supervision	810,621.05	326,063.66	21,748.43	1,114,936.28	938.25	1,115,874.53
209	Regional Fisheries Enhancement Group	1,802,527.76	81,076.64	40,600.17	1,843,004.23	22.77	1,843,027.00
20A	State Flower	1,568.00	1,498.00	3,066.00	3,066.00
20D	CPA Scholarship Transfer	1,650,000.00	1,650,000.00	1,650,000.00
20E	WA Internet Crimes Against Children
20K	Licensing & Enforcement System Modernization
210	Fire Protection Contractor License	574,595.87	6,856.81	35,495.26	545,957.42	545,957.42
213	Veterans' Emblem	17,897.45	553.00	18,450.45	18,450.45
214	Temporary Worker Housing	160,965.05	434.00	3,896.41	157,502.64	157,502.64
219	Air Operating Permit	370,609.89	(129,112.69)	90,480.42	151,016.78	47.47	151,064.25
225	Fingerprint Identification	4,155,769.91	572,103.07	775,958.37	3,951,914.61	385.00	3,952,299.61
259	Coastal Crab	96,234.56	1,065.21	71.85	97,227.92	21.04	97,248.96
274	Adult Family Home	903,095.56	(800.00)	(6,378.20)	908,673.76	908,673.76
281	Impaired Driving Safety	210,796.52	142,222.50	353,019.02	353,019.02
283	Juvenile Accountability Incentive	208,133.58	144.28	45,111.23	163,166.63	163,166.63
294	Sea Cucumber Dive Fishery
295	Sea Urchin Dive Fishery	3.42	3.42	3.42
297	Pipeline Safety	1,459,185.61	880,178.44	157,010.63	2,182,353.42	824.65	2,183,178.07
298	Geologists'	399,532.82	67,113.69	13,418.37	453,228.14	5,300.00	458,528.14
300	Financial Services Regulation	22,320,987.70	1,270,462.27	4,665,938.58	18,925,511.39	36,975.08	18,962,486.47
320	Puget Sound Crab Pot Buoy Tag	29,655.27	8,140.00	37,795.27	37,795.27
328	Crim Justice Training Commis Firing Range Maintenance	30,078.00	30,078.00	30,078.00
416	Surplus and Donated Food Commodities Revolving	5,837,220.16	16,411.81	107,121.34	5,746,510.63	16,647.46	5,763,158.09

RECEIPTS AND DISBURSEMENTS FOR TREASURER'S TRUST FUNDS

		August 1, 2015	August 2015		August 31, 2015		
		Beginning Book Balance	Plus Receipts	Less Disbursements	Ending Book Balance	Outstanding Warrants	Ending Cash Balance
SPECIAL REVENUE FUNDS (Continued)							
424	Anti-Trust Revolving	\$ 489,736.98	\$ 5,023,502.78	\$ 73,636.58	\$ 5,439,603.18	\$ 269.09	\$ 5,439,872.27
480	Financial Education Public-Private Partnership	29,355.06	(2,544.76)	31,899.82	31,899.82
485	Horse Racing Owners' Bonus/Breeder Awards	361,031.32	88,981.24	450,012.56	450,012.56
495	Toll Collection	14,416,751.84	11,188,160.99	14,701,504.47	10,903,408.36	27,200.94	10,930,609.30
496	Future Teachers Conditional Scholarship	2,012,727.24	79,066.03	7,829.70	2,083,963.57	2,083,963.57
497	Horse Racing Commission Class C Purse Fund	49,325.63	7,842.98	57,168.61	57,168.61
498	Washington State Council of Fire Fighters Benevolent	15,104.38	11,753.01	26,857.39	26,857.39
499	Law Enforcement Memorial	47,430.36	25,636.33	73,066.69	73,066.69
501	Liquor Revolving	40,258,999.29	6,478,566.41	23,652,688.31	23,084,877.39	105,414.03	23,190,291.42
503	Tuition Recovery	2,957,721.11	17,136.59	10,922.93	2,963,934.77	2,963,934.77
515	DNA Data Base	791,754.81	(111,886.21)	74,670.45	605,198.15	21,995.61	627,193.76
516	Fruit and Vegetable Inspection	6,145,949.00	2,863,293.59	1,345,478.66	7,663,763.93	76,346.19	7,740,110.12
536	Federal Food Service Revolving	2,223,874.95	6,693,356.16	6,718,836.66	2,198,394.45	27,497.89	2,225,892.34
553	Performance Audits of Government	6,374,403.71	1,270,003.14	1,255,079.92	6,389,326.93	7,434.80	6,396,761.73
561	Community Technical College Innovation	18,661,544.94	800,607.16	1,400,227.39	18,061,924.71	18,061,924.71
687	Rural Rehabilitation	259,727.78	141.28	259,869.06	259,869.06
688	Federal Local Rail Service Assistance	77,146.37	50.34	77,196.71	77,196.71
731	Child Care Facility Revolving	1,039,191.19	8,549.82	1,139.53	1,046,601.48	1,046,601.48
732	Nursing Home Civil Penalties	966,674.60	(2,000.00)	968,674.60	968,674.60
746	Hanford Area Economic Investment	48,829.82	15,432.30	64,262.12	64,262.12
749	Governor's Interagency Committee of State Employed Women	38,197.65	1,200.00	1,961.55	37,436.10	1,286.26	38,722.36
761	Basic Health Plan Subscription	250,744.09	250,744.09	250,744.09
763	Center for the Improvement of Student Learning	35,600.68	35,600.68	35,600.68
773	Commission on Higher Ed Prof Student Ex Program	51,200.00	51,200.00	51,200.00
774	University of Washington License Plate	155,957.60	23,284.35	179,241.95	179,241.95
776	Washington State University License Plate	57,458.28	54,513.69	57,458.28	54,513.69	54,513.69
778	Western Washington University License Plate	2,645.99	1,731.33	4,377.32	4,377.32
779	Eastern Washington University License Plate	29,300.48	3,952.64	33,253.12	33,253.12
780	School Zone Safety Account	550,170.87	33,543.87	5,559.06	578,155.68	578,155.68
783	Central Washington University License Plate	2,893.34	1,561.00	4,454.34	4,454.34
784	Miscellaneous Transportation Programs	(34,709,837.94)	32,943,565.24	25,766,430.27	(27,532,702.97)	727,273.17	(26,805,429.80)
786	The Evergreen State College License Plate	10,481.71	420.00	10,901.71	10,901.71
789	Advanced Environmental Mitigation Revolving	125,162.97	7,232.95	132,395.92	132,395.92
816	Stadium and Exhibition Center	37,656,070.46	1,109,363.94	38,765,434.40	38,765,434.40
821	Impaired Physician	303,883.11	121,750.00	151,934.30	273,698.81	1,100.00	274,798.81
823	Livestock Nutrient Management	38,080.39	(74.20)	38,154.59	38,154.59
833	Developmental Disabilities Endowment Trust	944,191.17	259,957.96	953,168.47	250,980.66	73,771.03	324,751.69
834	Capitol Furnishings Preservation Committee	(332,847.32)	5,543.14	(404,218.91)	76,914.73	76,914.73
878	Federal Forest Revolving	3,424.99	1.80	3,426.79	3,426.79
880	Advance Right-of-Way Revolving	3,659,597.92	279,625.73	1,418.23	3,937,805.42	0.06	3,937,805.48

RECEIPTS AND DISBURSEMENTS FOR TREASURER'S TRUST FUNDS

		August 1, 2015	August 2015		August 31, 2015		
		Beginning Book Balance	Plus Receipts	Less Disbursements	Ending Book Balance	Outstanding Warrants	Ending Cash Balance
SPECIAL REVENUE FUNDS (Continued)							
884	Gambling Revolving	\$ 5,177,753.03	\$ 680,130.34	\$ 935,663.61	\$ 4,922,219.76	\$ 6,895.50	\$ 4,929,115.26
885	Plumbing Certificate	420,729.34	74,482.76	62,692.17	432,519.93	432,519.93
892	Pressure Systems Safety	1,005,883.88	129,213.54	138,973.70	996,123.72	144.00	996,267.72
TOTAL SPECIAL REVENUE FUNDS		\$ 261,788,374.94	\$ 91,950,094.24	\$ 94,794,308.69	\$ 258,944,160.49	\$ 1,306,902.57	\$ 260,251,063.06
PERMANENT FUNDS							
842	American Indian Scholarship Endowment	\$ 294,924.93	\$ 160.42	\$ 550.00	\$ 294,535.35	\$	\$ 294,535.35
852	Foster Care Scholarship Endowment	3,620.23	1.97	3,622.20	3,622.20
TOTAL PERMANENT FUNDS		\$ 298,545.16	\$ 162.39	\$ 550.00	\$ 298,157.55	\$	\$ 298,157.55
ENTERPRISE FUNDS							
413	Municipal Revolving	\$ 5,652,573.31	\$ 3,117,185.78	\$ 1,961,359.35	\$ 6,808,399.74	\$ 4,582.26	\$ 6,812,982.00
442	Legislative Gift Center	80,017.94	10,444.42	20,198.81	70,263.55	50.00	70,313.55
445	Self-Insured Emplry Overpytm Reimb	751,494.09	55,368.04	2,296.83	804,565.30	2,296.83	806,862.13
446	Industrial Insurance Rainy Day Fund
449	Certificates of Participation and Other Financing - Local	152,111.46	309,723.57	326,562.68	135,272.35	314.00	135,586.35
470	Imaging	206,727.80	13,790.10	28,834.54	191,683.36	191,683.36
477	Lottery Investment
543	Judicial Information Systems	14,581,421.32	1,894,352.14	1,792,337.65	14,683,435.81	9,712.69	14,693,148.50
544	Pollution Liability Insurance Program Trust	17,176,457.92	3,239,111.39	461,140.23	19,954,429.08	19,954,429.08
545	Heating Oil Pollution Liability Trust	102,455.08	1,256.33	2,280.61	101,430.80	101,430.80
788	Advanced College Tuition Payment Program	20,826,444.22	32,428,269.24	50,780,002.97	2,474,710.49	6,593,515.74	9,068,226.23
TOTAL ENTERPRISE FUNDS		\$ 59,529,703.14	\$ 41,069,501.01	\$ 55,375,013.67	\$ 45,224,190.48	\$ 6,610,471.52	\$ 51,834,662.00
INTERNAL SERVICE FUNDS							
12V	PEBB Medical Benefits Admin	\$	\$	\$	\$	\$	\$
411	Natural Resources Equipment	3,641,640.26	6,037.29	(162,510.95)	3,810,188.50	36,551.16	3,846,739.66
419	Data Processing Revolving	(6,104,841.14)	1,853,365.42	1,810,696.87	(6,062,172.59)	57,193.94	(6,004,978.65)
421	Education Technology Revolving	2,501,525.48	2,190,144.50	(6,466,399.08)	11,158,069.06	32,260.07	11,190,329.13
422	General Administration Services	2,561,537.02	9,471,615.52	14,861,861.48	(2,828,708.94)	122,193.61	(2,706,515.33)
436	OFM Labor Relations Service	2,252,581.71	361,398.02	161,909.63	2,452,070.10	2,452,070.10
438	Uniform Dental Plan Benefits Administration	41,715.75	515,330.00	497,092.20	59,953.55	59,953.55
439	Uniform Medical Plan Benefits Administration	4,719,616.60	4,278,487.62	6,995,436.61	2,002,667.61	2,002,667.61
444	Fish & Wildlife Equipment	100,100.67	277,127.55	146,123.94	231,104.28	231,104.28
453	Minority and Women's Business Enterprises	984,565.09	96,770.67	163,335.20	918,000.56	5.00	918,005.56
458	Consolidated Technology Services Revolving	(6,539,929.16)	1,086,028.18	8,737,900.86	(14,191,801.84)	196,564.97	(13,995,236.87)
461	Shared Information Technology System Revolving	(195,140.92)	2,615.25	150,982.86	(343,508.53)	(343,508.53)
466	Statewide Info Tech System Development Revolving	364,189.02	644,766.09	174,778.31	834,176.80	834,176.80
471	State Patrol Nonappropriated Airplane Revolving	196,034.70	19,021.00	46,599.60	168,456.10	168,456.10
472	Statewide Info Tech System Maintenance & Operations Revolving	(1,152,982.42)	13,146.46	1,790,179.55	(2,930,015.51)	(2,930,015.51)
546	Risk Management	(4,041,934.84)	4,991,004.20	565,390.08	383,679.28	383,679.28

RECEIPTS AND DISBURSEMENTS FOR TREASURER'S TRUST FUNDS

		August 1, 2015	August 2015		August 31, 2015		
		Beginning Book Balance	Plus Receipts	Less Disbursements	Ending Book Balance	Outstanding Warrants	Ending Cash Balance
INTERNAL SERVICE FUNDS (Continued)							
547	Liability	\$ 49,315,186.99	\$ 207,614.25	\$ 4,014,314.58	\$ 45,508,486.66	\$ 198,026.30	\$ 45,706,512.96
721	Public Employees' and Retirees' Insurance	153,359,732.10	143,013,604.04	135,485,713.63	160,887,622.51	1,555,349.98	162,442,972.49
730	Public Employees' and Retirees' Insurance Reserve	131,973,237.50	72,236.39	132,045,473.89	132,045,473.89
739	Certificates of Participation and Other Financing - State	325,449.25	1,375,051.99	1,382,247.58	318,253.66	318,253.66
TOTAL INTERNAL SERVICE FUNDS		\$ 334,302,283.66	\$ 170,475,364.44	\$ 170,355,652.95	\$ 334,421,995.15	\$ 2,198,145.03	\$ 336,620,140.18
PRIVATE PURPOSE FUNDS							
196	Unclaimed Personal Property	\$ 1,970,205.44	\$ 5,419,722.40	\$ 6,497,121.35	\$ 892,806.49	\$ 3,697,736.07	\$ 4,590,542.56
738	Department of Social and Health Services Trust	53,654.52	53,654.52	53,654.52
TOTAL PRIVATE PURPOSE FUNDS		\$ 2,023,859.96	\$ 5,419,722.40	\$ 6,497,121.35	\$ 946,461.01	\$ 3,697,736.07	\$ 4,644,197.08
AGENCY FUNDS							
16C	Real Estate/Property Tax Admin Assistance	\$ 66,205.00	\$ 58,382.50	\$ 66,205.00	\$ 58,382.50	\$	\$ 58,382.50
17A	County Enhanced 911 Excise Tax	5,754,914.89	5,932,777.97	5,766,086.31	5,921,606.55	5,921,606.55
525	Washington State Combined Fund Drive	369,320.04	314,839.37	(2,067.70)	686,227.11	19,306.28	705,533.39
660	Natural Resources Deposit	7,796,993.06	32,691,450.76	32,851,789.10	7,636,654.72	176,704.25	7,813,358.97
734	Centennial Document Preservation and Modernization	305,428.25	315,473.28	620,901.53	620,901.53
737	High Occupancy Vehicle
757	Maritime Historic Restoration and Preservation	2,849.50	413.58	3,263.08	3,263.08
797	Local Tourism Promotion	1,249,669.23	1,258,446.24	1,282,328.99	1,225,786.48	1,225,786.48
TOTAL AGENCY FUNDS		\$ 15,545,379.97	\$ 40,571,783.70	\$ 39,964,341.70	\$ 16,152,821.97	\$ 196,010.53	\$ 16,348,832.50
TOTAL TREASURER'S TRUST FUNDS		\$ 719,113,220.00	\$ 412,201,818.76	\$ 394,433,999.85	\$ 736,881,038.91	\$ 14,044,277.25	\$ 750,925,316.16

INVESTMENT STATEMENT & INVESTMENT INTEREST INCOME AND CAPITAL GAINS

INVESTMENT STATEMENT

Fund / Account	August 1, 2015	Purchased	Maturities & Sales	Amortization	August 31, 2015
Treasury & Treasurer's Trust					
Investments (trade date basis)	\$ 4,278,976,082.68	\$ 2,290,377,368.48	\$ 2,762,941,370.42	\$ 168,786.39	\$ 3,806,580,867.13
Reverse Repurchase Agreements
Purchased Accrued Interest	595,073.27	543,682.84	522,922.49	615,833.62
Total Treasury & Treasurer's Trust	\$ 4,279,571,155.95	\$ 2,290,921,051.32	\$ 2,763,464,292.91	\$ 168,786.39	\$ 3,807,196,700.75
Local Government Investment Pool					
Investments (trade date basis)	\$ 9,612,503,857.58	\$ 29,654,931,156.66	\$ 30,123,691,587.77	\$ 407,608.44	\$ 9,144,151,034.91
Reverse Repurchase Agreements
Purchased Accrued Interest	17,611.11	18,816.84	5,111.11	31,316.84
Total Local Government Investment Pool	\$ 9,612,521,468.69	\$ 29,654,949,973.50	\$ 30,123,696,698.88	\$ 407,608.44	\$ 9,144,182,351.75
Total All Accounts	\$ 13,892,092,624.64	\$ 31,945,871,024.82	\$ 32,887,160,991.79	\$ 576,394.83	\$ 12,951,379,052.50

INVESTMENT INTEREST INCOME AND CAPITAL GAINS CURRENT MONTH AND FISCAL YEAR TO DATE COMPARISON

Fund / Account	August 2015	August 2014	Fiscal Year 2016	Fiscal Year 2015
Treasury & Treasurer's Trust				
Cash	\$ 2,165,461.53	\$ 1,262,637.43	\$ 4,662,807.25	\$ 2,335,961.64
Custody Bank Fees	(4,584.13)	(4,615.72)	(9,199.87)	(9,231.50)
Other Bank Fees	(11,020.36)	(13,490.99)	(20,426.62)	(24,901.89)
Amortization	168,786.39	(920,763.14)	739,960.25	(1,767,108.28)
Accrued Interest	991,151.22	1,788,323.82	1,666,913.06	3,674,595.45
Gains and Losses	229,627.99	127,942.46	408,989.61	426,797.78
Total Treasury & Treasurer's Trust	\$ 3,539,422.64	\$ 2,240,033.86	\$ 7,449,043.68	\$ 4,636,113.20
Local Government Investment Pool				
Cash	\$ 726,007.73	\$ 341,314.80	\$ 1,503,563.48	\$ 869,777.82
Amortization	407,608.44	437,816.57	905,347.27	903,095.00
Accrued Interest	145,664.91	68,973.11	36,155.47	(44,063.72)
Gains and Losses	42,450.26	3,644.34	150,375.13	70,324.31
Total Local Government Investment Pool	\$ 1,321,731.34	\$ 851,748.82	\$ 2,595,441.35	\$ 1,799,133.41
Total All Accounts	\$ 4,861,153.98	\$ 3,091,782.68	\$ 10,044,485.03	\$ 6,435,246.61

JAMES L. McINTIRE
STATE TREASURER
PO BOX 40200
OLYMPIA WA 98504-0200

