



# Washington State Treasurer's Monthly Report

August 2016



**JAMES L. McINTIRE**  
State Treasurer

In accordance with the Americans with Disabilities Act, this publication will be made available in alternate formats upon request to the Office of the State Treasurer, Legislative Building, 2nd Floor, Olympia, Washington 98504-0200, telephone (360) 902-9000, fax (360) 902-9037 or TTY Users Call: 7-1-1.  
Web Site: <http://tre.wa.gov>.

TABLE OF CONTENTS

	<i>Page</i>
State Treasurer’s Letter .....	1
General Fund .....	2
Treasury, Treasurer’s Trust and Local Government Investment Pool Flow Chart .....	3
Treasury & Treasurer’s Trust, Treasury and Treasurer’s Trust Charts .....	4
General Fund and Local Government Investment Pool Charts .....	5
Receipts and Disbursements for the State Treasury .....	6
Receipts and Disbursements for Trust Funds .....	16
Investment Statement & Investment Interest Income and Capital Gains .....	23





**JAMES L. McINTIRE,**  
State Treasurer

**State of Washington**  
**Office of the Treasurer**  
Legislative Building  
P.O. Box 40200  
Olympia, Washington 98504-0200

(360) 902-9000 • TTY 7-1-1  
FAX (360) 902-9037  
Home Page <http://tre.wa.gov>

Fellow Washingtonians,

I am pleased to report on the operations of the Office of the State Treasurer for the month of August 2016. At the close of the month, the Treasury & Treasurer's Trust book balance was \$5.6 billion with investment earnings distributed for the month of \$4.6 million.

Sincerely,

A handwritten signature in black ink, appearing to read "James L. McIntire". The signature is fluid and cursive, with a large initial "J" and "M".

James L McIntire  
Washington State Treasurer

# GENERAL FUND

## GENERAL FUND CURRENT MONTH AND FISCAL YEAR TO DATE COMPARISON (In Millions)

	Month of August		Fiscal Year to Date	
	2016	2015	2017	2016
<b>Beginning Book Balance</b>	\$ 897.965	\$ 423.786	\$ 1,614.932	\$ 1,001.142
Cash Revenue	2,178.758	2,125.360	4,483.575	4,093.372
Other Cash Receipts	568.900	580.454	1,754.323	1,422.290
<b>Total Cash Receipts</b>	<u>\$ 2,747.658</u>	<u>\$ 2,705.814</u>	<u>\$ 6,237.898</u>	<u>\$ 5,515.662</u>
<b>Total Cash Disbursements</b>	<u>\$ 2,938.071</u>	<u>\$ 3,142.694</u>	<u>\$ 7,145.278</u>	<u>\$ 6,529.898</u>
<b>Ending Book Balance</b>	<u>\$ 707.552</u>	<u>\$ (13.094)</u>	<u>\$ 707.552</u>	<u>\$ (13.094)</u>
<b>Cash Revenue</b>				
Bond Retirement & Interest	\$ 0.000	\$ 0.000	\$ (0.155)	\$ (0.177)
Secretary of State	2.691	2.503	5.383	5.244
<b>Department of Revenue:</b>				
Retail Sales Tax	922.178	735.856	1,681.553	1,468.559
Business & Occupation Tax	347.894	263.135	676.452	604.020
Compensating Tax	60.904	52.702	118.773	111.211
Cigarette Tax	32.176	34.215	63.215	35.686
Public Utility Tax	33.536	27.897	65.409	59.365
Various Other Revenue	57.549	42.991	103.434	68.143
Insurance Commission	7.238	4.922	13.246	7.987
Liquor and Cannabis Board	3.368	(0.027)	6.471	0.148
<b>Department of Licensing:</b>				
Excise Tax – Other	0.018	0.015	0.031	0.031
Various Other Revenue	1.082	0.994	4.012	4.022
Department of Social & Health Services	8.959	6.729	16.806	18.448
Universities & Colleges	0.000	0.000	0.000	0.000
Treasurer's Transfers	11.206	0.023	(39.178)	(50.577)
<b>Counties:</b>				
Property Tax	7.607	8.406	19.149	22.561
Real Estate Excise Tax	95.750	83.354	200.644	177.932
Various Other Revenue	4.914	5.209	9.481	10.185
Federal Grants-In-Aid (All Agencies)	588.589	806.269	1,428.733	1,428.369
Revenues Distributed to Local Governments	(0.269)	(0.258)	(0.537)	(0.516)
Other Agencies' Cash Revenue	(6.632)	50.425	110.653	122.731
<b>Total Cash Revenue</b>	<u>\$ 2,178.758</u>	<u>\$ 2,125.360</u>	<u>\$ 4,483.575</u>	<u>\$ 4,093.372</u>

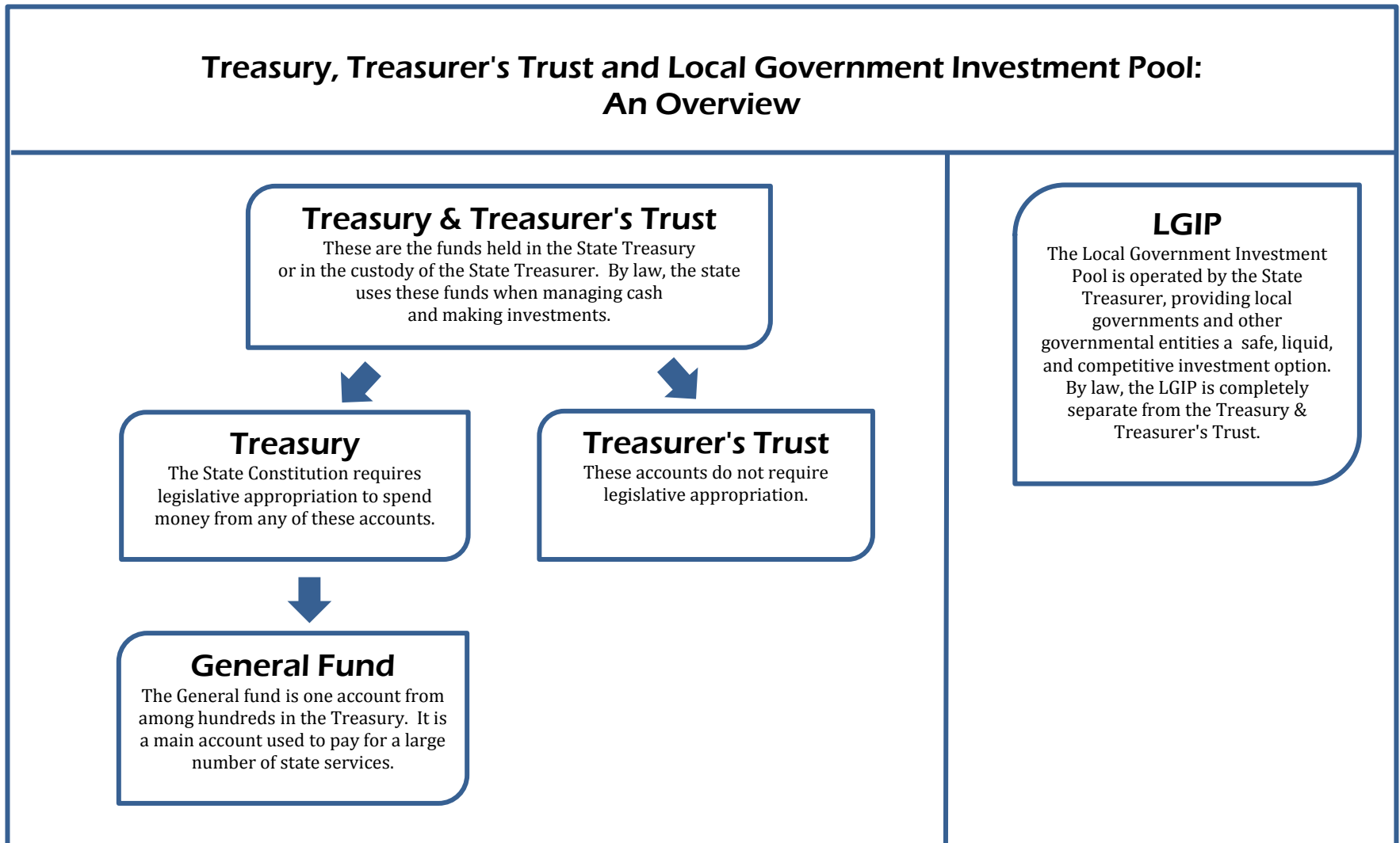
Source: Agency Financial Reporting System (AFRS).



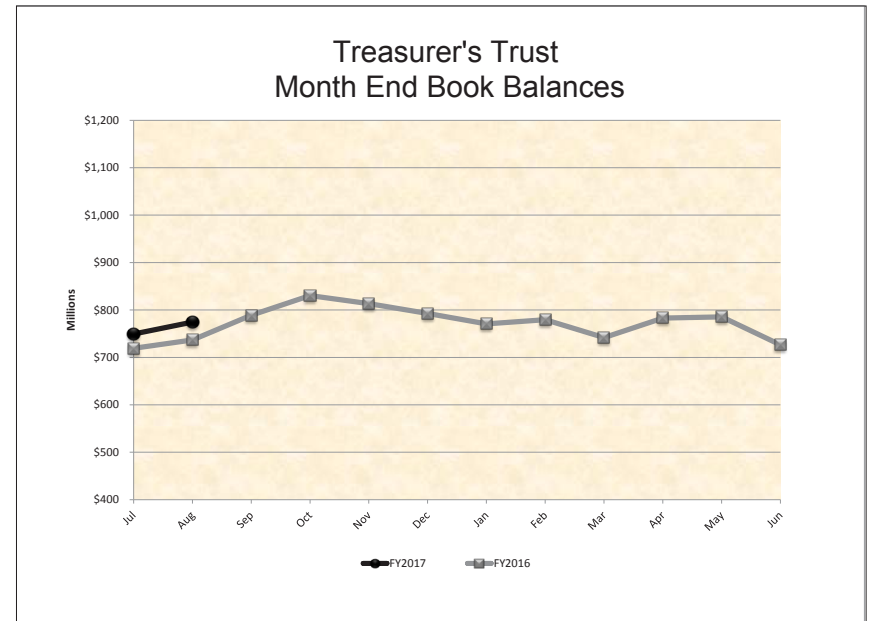
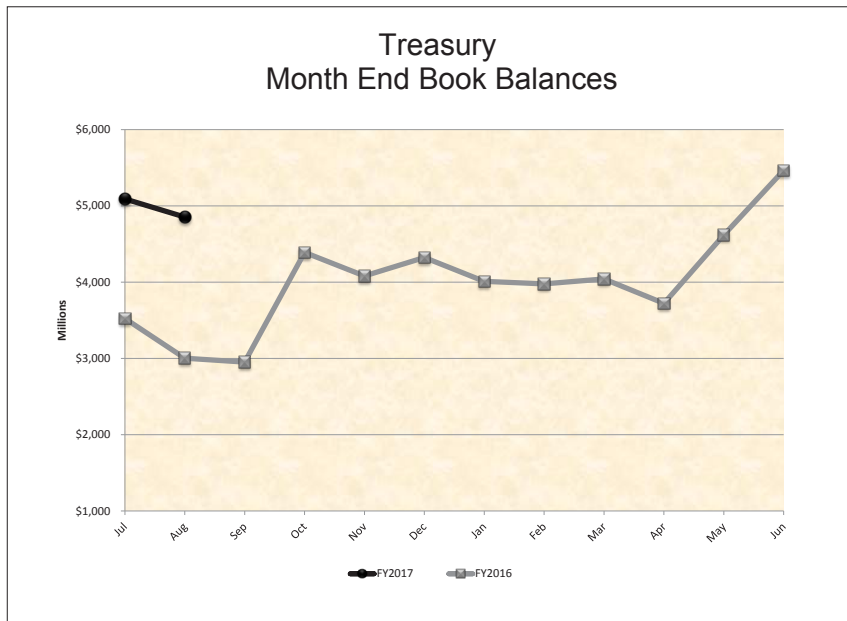
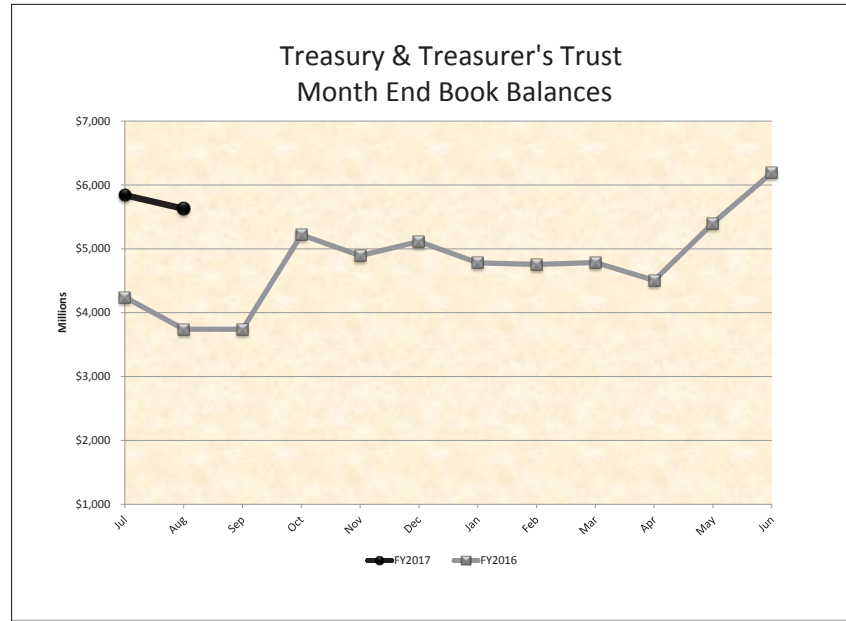
# TREASURY, TREASURER'S TRUST AND LGIP FLOW CHART

The State Treasurer is charged with the cash management of public funds, which includes two categories of state funds and accounts: (1) funds and accounts located in the state treasury, which are subject to legislative appropriation; and (2) Treasurer's trust funds, which are accounts placed in the custody of the State Treasurer, and not typically subject to legislative appropriation. Funds within these accounts are comingled for investment and cash management purposes.

This flow chart describes the structure of the Treasury and Treasurer's Trust Accounts. Month end balances of these accounts are shown on pages 4 and 5.

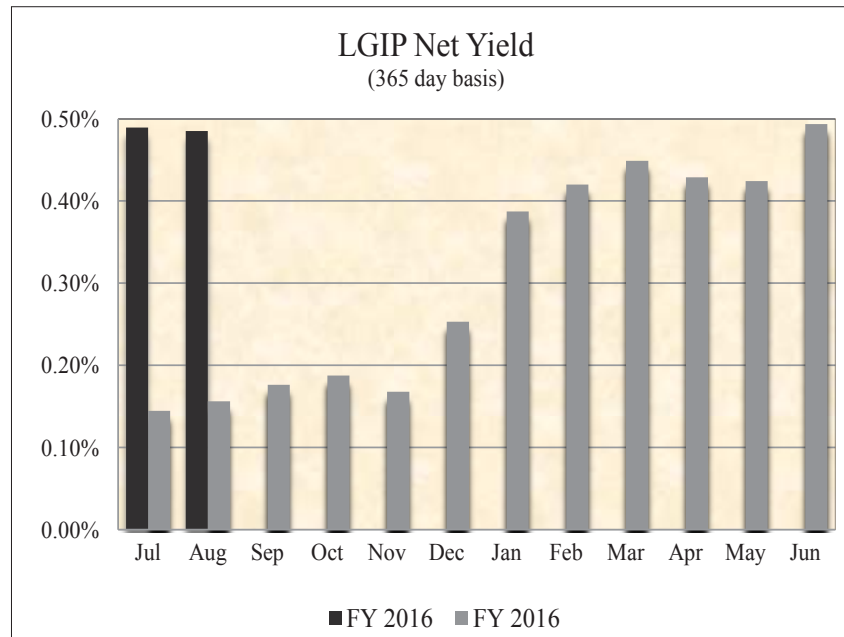
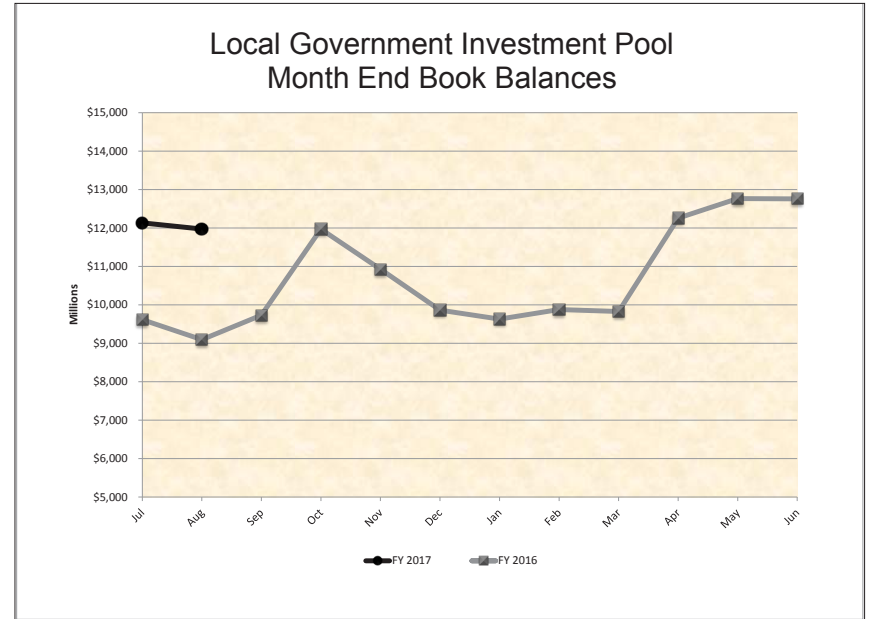
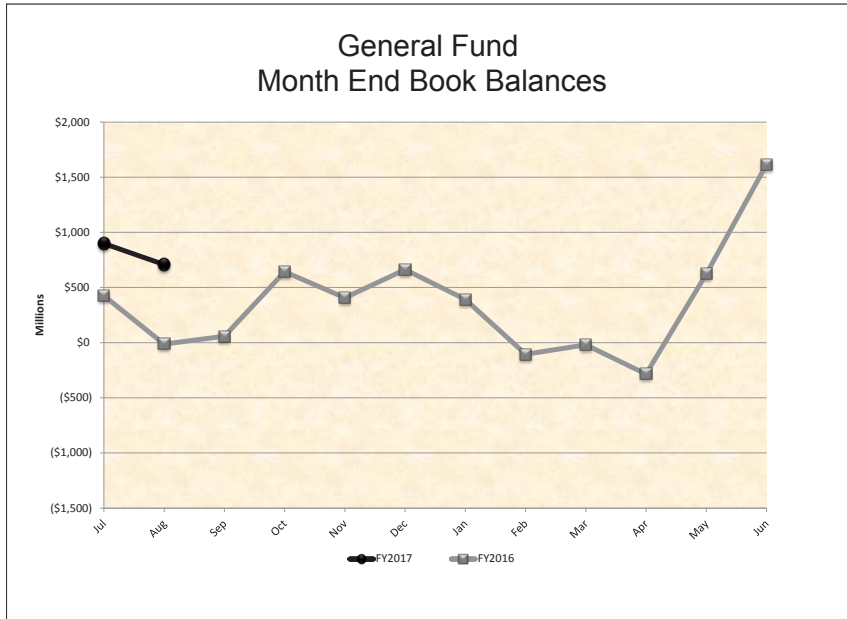


# TREASURY & TREASURER'S TRUST AND TREASURY AND TREASURER'S TRUST CHART





# GENERAL FUND AND LOCAL GOVERNMENT INVESTMENT POOL CHARTS



# RECEIPTS AND DISBURSEMENTS FOR TREASURY FUNDS

	August 1, 2016		August 2016		August 31, 2016		
	Beginning Book Balance		Plus Receipts	Less Disbursements	Ending Book Balance	Outstanding Warrants	Ending Cash Balance
<b>GENERAL FUND</b>							
001 General	\$ 897,965,095.23	\$	2,747,658,453.11	\$ 2,938,070,973.76	\$ 707,552,574.58	\$ 19,117,568.36	\$ 726,670,142.94
018 Millersylvania Park Current	5,210.50				5,210.50		5,210.50
01E Geothermal	159.89				159.89		159.89
01N Institutional Impact	19,144.72				19,144.72		19,144.72
02P Flood Control Assistance	2,567,679.88			39,085.29	2,528,594.59	188.99	2,528,783.58
031 State Investment Board Expense	3,248,735.65		2,103,581.19	1,595,805.58	3,756,511.26	14,049.46	3,770,560.72
032 State Emergency Water Projects Revolving	221,616.92				221,616.92		221,616.92
03A Excess Earnings							
03L County Criminal Justice Assistance	2,149,239.43		33,704.16	135,065.07	2,047,878.52	1,868.66	2,049,747.18
03M Municipal Criminal Justice Assistance	386,591.03		2,264.11	269.88	388,585.26	747.43	389,332.69
04L Public Health Services	6.18				6.18		6.18
051 State and Local Improvements Revolving	26,744.33				26,744.33		26,744.33
055 State & Local Improve Revolving (Waste Disp Facilities, 1980)	2,639.01				2,639.01		2,639.01
05C Criminal Justice Treatment	7,369,127.48		8,577.57	685,054.48	6,692,650.57	2,247.36	6,694,897.93
05M Tourism Development and Promotion							
070 Outdoor Recreation	6,055,963.88			1,670,945.60	4,385,018.28	4,145.41	4,389,163.69
072 State & Local Improve Revolving (Water Supply Facilities)	735,453.86			15,080.20	720,373.66		720,373.66
09C Farm and Forest	580,199.36			3,741.19	576,458.17		576,458.17
09G Riparian Protection	(355,487.33)			1,437,484.34	(1,792,971.67)		(1,792,971.67)
09R Economic Development Strategic Reserve	3,364,266.33			236,996.47	3,127,269.86	1.09	3,127,270.95
10K Veterans Innovation Program	103,740.40				103,740.40		103,740.40
10P Columbia River Basin Water Supply Development	13,819,513.22		6,002.38	1,092,330.09	12,733,185.51	530.65	12,733,716.16
10R Energy Freedom	1,198.04		4.74		1,202.78		1,202.78
10T Hood Canal Aquatic Rehabilitation Bond							
11F Reinvesting in Youth	5.98				5.98		5.98
11N Heritage Barn Preservation							
11W Water Quality Capital	34,227.10				34,227.10		34,227.10
125 Site Closure	28,245,299.55		19,466.87	30,400.54	28,234,365.88	1,175.46	28,235,541.34
12B Green Energy Incentive							
12J Boating Activities	10,000.00				10,000.00		10,000.00
12K Puget Sound Scientific Research							
12R Independent Youth Housing							
12W Veterans Conservation Corps							
14B Budget Stabilization	595,534,815.60		(4,592,229.34)	(3,466,079.94)	594,408,666.20	177,009.13	594,585,675.33
14C Puget Sound Recovery							
14H Community Preservation & Development Auth	8,750.00				8,750.00		8,750.00
14L Streamlined Sales & Use Tax Mitigation	26,103,397.11				26,103,397.11		26,103,397.11
15C WA Community Tech Opportunity							
15F Local Public Safety Enhancement							
15J Building Communities							

# RECEIPTS AND DISBURSEMENTS FOR TREASURY FUNDS

		August 1, 2016	August 2016		August 31, 2016		
		Beginning Book Balance	Plus Receipts	Less Disbursements	Ending Book Balance	Outstanding Warrants	Ending Cash Balance
<b>GENERAL FUND (Continued)</b>							
15K	Columbia River Water Delivery	\$ 16,173.66	\$ .....	\$ .....	\$ 16,173.66	\$ .....	\$ 16,173.66
15R	Evergreen Job Training	.....	.....	.....	.....	.....	.....
16V	Water Rights Processing	65,510.70	1,150.00	(213.13)	66,873.83	.....	66,873.83
177	Judicial Retirement Administrative	.....	.....	.....	.....	.....	.....
17C	Opportunity Express Account	62,171.42	.....	.....	62,171.42	.....	62,171.42
17E	State Efficiency and Restructuring	.....	.....	.....	.....	.....	.....
17F	Washington Opportunity Pathways	7,942,016.73	6,074,561.23	1,091,701.10	12,924,876.86	165.78	12,925,042.64
17K	Basic Health Plan Stabilization	.....	.....	.....	.....	.....	.....
18H	Opportunity Expansion	326.64	.....	.....	326.64	.....	326.64
18T	Child and Family Reinvestment	7,218,960.64	.....	.....	7,218,960.64	.....	7,218,960.64
19K	Yakima Integrated Plan Implementation	.....	.....	.....	.....	.....	.....
19L	Charter Schools Oversight	.....	56,589.39	.....	56,589.39	.....	56,589.39
19N	Diesel Idle Reduction	.....	.....	.....	.....	.....	.....
20C	Yakima Integrated Plan Implementation Taxable Bond	.....	.....	.....	.....	.....	.....
20F	Invest in Washington	.....	.....	.....	.....	.....	.....
20L	Early Start	.....	.....	.....	.....	.....	.....
20S	Behavioral Health Innovation	6,777,000.00	.....	.....	6,777,000.00	.....	6,777,000.00
21B	Chehalis Basin	.....	.....	.....	.....	.....	.....
21D	Dairy Nutrient Infrastructure	.....	.....	.....	.....	.....	.....
244	Habitat Conservation	6,606,705.12	.....	296,362.66	6,310,342.46	249.76	6,310,592.22
253	Education Construction	4,266,516.36	2,495.36	177,388.00	4,091,623.72	.....	4,091,623.72
285	Growth Management Planning and Environmental Review	.....	.....	.....	.....	.....	.....
291	Education Savings	.....	.....	.....	.....	.....	.....
355	State Taxable Building Construction	62,634,034.56	.....	4,700,889.32	57,933,145.24	30,355.20	57,963,500.44
359	School Constr & Skill Ctrs Bldg	571,643.10	.....	89,123.03	482,520.07	.....	482,520.07
488	Special Personnel Litigation Revolving	.....	.....	.....	.....	.....	.....
489	Pension Funding Stabilization	.....	.....	.....	.....	.....	.....
548	LEOFF System Plan 2 Expense	53,553.80	109,805.15	103,399.92	59,959.03	278.32	60,237.35
563	Columbia River Crossing Project	.....	.....	.....	.....	.....	.....
828	Tobacco Prevention and Control	1,681,534.11	852.42	10,487.00	1,671,899.53	.....	1,671,899.53
830	Agricultural College Trust Management	785,911.85	295.01	76,288.03	709,918.83	1,161.19	711,080.02
<b>TOTAL GENERAL FUND</b>		<b>\$ 1,686,885,392.04</b>	<b>\$ 2,751,485,573.35</b>	<b>\$ 2,948,092,578.48</b>	<b>\$ 1,490,278,386.91</b>	<b>\$ 19,351,742.25</b>	<b>\$ 1,509,630,129.16</b>
<b>SPECIAL REVENUE FUNDS</b>							
002	Hospital Data Collection	\$ 74,402.84	\$ .....	\$ 6,957.65	\$ 67,445.19	\$ .....	\$ 67,445.19
003	Architects' License	876,886.58	35,620.84	29,024.62	883,482.80	625.00	884,107.80
007	Winter Recreational Program	1,551,058.16	1,553.18	4,060.20	1,548,551.14	842.20	1,549,393.34
014	Forest Development	8,956,792.85	8,660.24	524,588.78	8,440,864.31	46,757.35	8,487,621.66
01B	ORV & Non-Highway Vehicle Account	1,129,090.69	592,812.29	240,429.13	1,481,473.85	2,446.00	1,483,919.85
01M	Snowmobile	3,001,409.74	125,659.73	37,229.52	3,089,839.95	.....	3,089,839.95

# RECEIPTS AND DISBURSEMENTS FOR TREASURY FUNDS

		August 1, 2016	August 2016		August 31, 2016		
		Beginning Book Balance	Plus Receipts	Less Disbursements	Ending Book Balance	Outstanding Warrants	Ending Cash Balance
<b>SPECIAL REVENUE FUNDS (Continued)</b>							
024	Professional Engineers'	\$ 2,096,220.44	\$ 210,835.00	\$ 102,673.95	\$ 2,204,381.49	\$ 2,160.67	\$ 2,206,542.16
026	Real Estate Commission	4,261,269.65	423,921.02	336,404.74	4,348,785.93	8,727.68	4,357,513.61
027	Reclamation	3,154,406.38	127,629.94	228,787.80	3,053,248.52	550.76	3,053,799.28
02A	Surveys and Maps	1,068,044.49	51,142.65	39,573.40	1,079,613.74	874.08	1,080,487.82
02G	Health Professions	20,221,030.55	4,990,415.04	4,430,044.83	20,781,400.76	76,135.35	20,857,536.11
02H	Business Enterprises Revolving	589,840.22	63,703.12	77,920.02	575,623.32	5,471.71	581,095.03
02J	Certified Public Accountants'	2,423,845.66	57,417.17	102,791.72	2,378,471.11	1,370.00	2,379,841.11
02K	Death Investigations	1,155,874.74	885,080.58	835,012.29	1,205,943.03	1,669.82	1,207,612.85
02M	Essential Rail Assistance	658,064.36	13,568.44	9,485.96	662,146.84	.....	662,146.84
02N	Parkland Acquisition	34,891.57	.....	.....	34,891.57	.....	34,891.57
02R	Aquatic Lands Enhancement	8,700,008.96	234.51	3,581,301.36	5,118,942.11	28,335.44	5,147,277.55
02W	Timber Tax Distribution	3,482,571.90	4,463,454.19	8,270,066.19	(324,040.10)	4,377.83	(319,662.27)
030	Landowner Contingency Forest Fire Suppression	3,872,488.34	1,896.89	(2,182.89)	3,876,568.12	.....	3,876,568.12
039	Aeronautics	1,749,585.98	335,332.82	413,135.30	1,671,783.50	3,096.07	1,674,879.57
03B	Asbestos	970,345.20	26,887.50	67,583.04	929,649.66	153.00	929,802.66
03C	Emergency Medical Services and Trauma Care System Trust	9,436,162.60	2,214,491.73	2,447,848.53	9,202,805.80	15,237.50	9,218,043.30
03F	Enhanced 911	10,779,851.10	3,354,943.38	3,177,479.86	10,957,314.62	19,401.82	10,976,716.44
03N	Business License	9,294,772.35	4,305,104.77	4,672,979.25	8,926,897.87	82,858.30	9,009,756.17
03P	Fire Service Trust	422,010.98	5.00	26,059.40	395,956.58	.....	395,956.58
03R	Safe Drinking Water	3,811,274.14	99,417.95	208,902.34	3,701,789.75	358.40	3,702,148.15
041	Resource Management Cost	17,728,162.33	(80,118.40)	968,072.00	16,679,971.93	199,257.05	16,879,228.98
042	Charitable, Educational, Penal, and Reformatory Institutions	4,303,776.54	2,193.91	(202,600.82)	4,508,571.27	495.00	4,509,066.27
044	Waste Reduction, Recycling, and Litter Control	2,985,768.64	515,532.28	782,896.56	2,718,404.36	1,725.05	2,720,129.41
045	State Vehicle Parking	(203,860.20)	320,288.96	58,288.49	58,140.27	251.26	58,391.53
048	Marine Fuel Tax Refund	302,405.93	11,787.72	(117.16)	314,310.81	173.68	314,484.49
04E	Uniform Commercial Code	1,901,688.61	81,178.00	52,643.07	1,930,223.54	.....	1,930,223.54
04H	Surface Mining Reclamation	785,653.74	30.49	(47,237.15)	832,921.38	467.30	833,388.68
04M	Recreational Fisheries Enhancement	1,420,126.92	128,990.35	85,940.70	1,463,176.57	0.76	1,463,177.33
04R	Drinking Water Assistance	10,253,915.79	4,797,567.10	4,719,623.72	10,331,859.17	7,663.25	10,339,522.42
04V	Vehicle License Fraud	39,995.92	4,443.89	11,349.00	33,090.81	.....	33,090.81
04W	Waterworks Operator Certification	1,235,610.32	42,012.00	157,115.95	1,120,506.37	347.00	1,120,853.37
058	Public Works Assistance	39,541,919.47	(1,500,055.68)	6,355,905.86	31,685,957.93	6,149.10	31,692,107.03
05H	Disaster Response	(12,785,903.22)	75,362.67	858,285.19	(13,568,825.74)	94,332.42	(13,474,493.32)
05R	Drinking Water Assistance Administrative	5,354,755.77	57,486.88	26,971.38	5,385,271.27	.....	5,385,271.27
05W	State Drought Preparedness	3,390,656.38	43,744.51	402,816.33	3,031,584.56	.....	3,031,584.56
06A	Salmon Recovery	23,102.84	.....	.....	23,102.84	.....	23,102.84
06G	Real Estate Appraiser Commission	503,628.20	57,836.19	52,712.83	508,751.56	200.00	508,951.56
06K	Lead Paint	152,145.02	5,900.00	5,239.78	152,805.24	.....	152,805.24
06L	Business and Professions	6,285,533.15	755,295.67	572,286.40	6,468,542.42	28,593.59	6,497,136.01
06R	Real Estate Research	1,080,218.40	18,350.00	51,240.00	1,047,328.40	30.00	1,047,358.40

# RECEIPTS AND DISBURSEMENTS FOR TREASURY FUNDS

		August 1, 2016	August 2016		August 31, 2016		
		Beginning Book Balance	Plus Receipts	Less Disbursements	Ending Book Balance	Outstanding Warrants	Ending Cash Balance
<b>SPECIAL REVENUE FUNDS (Continued)</b>							
06T	License Plate Technology	\$ 861,589.23	\$ 164,013.49	\$ 68.17	\$ 1,025,534.55	\$ 25.30	\$ 1,025,559.85
071	Warm Water Game Fish	416,597.04	88,970.80	63,192.52	442,375.32	112.18	442,487.50
07C	Vessel Response	25.00	25.00	.....	50.00	.....	50.00
07W	Domestic Violence Prevention	1,420,286.18	113,534.21	45,561.63	1,488,258.76	2,328.48	1,490,587.24
080	Grade Crossing Protective	415,735.99	210.65	20,000.00	395,946.64	.....	395,946.64
081	State Patrol Highway	44,335,752.11	18,857,907.22	17,948,793.03	45,244,866.30	122,902.50	45,367,768.80
082	Motorcycle Safety Education	1,901,461.65	249,789.71	184,145.51	1,967,105.85	249.00	1,967,354.85
084	Building Code Council	108,924.42	53,201.06	44,263.15	117,862.33	168.00	118,030.33
086	Fire Service Training	7,344,360.16	75,076.60	479,487.14	6,939,949.62	67,582.42	7,007,532.04
087	Park Land Trust Revolving	1,996,341.48	217,247.08	437,512.61	1,776,075.95	5,800.98	1,781,876.93
08A	Education Legacy Trust	47,612,128.62	55,509,741.94	784,887.71	102,336,982.85	48,739.71	102,385,722.56
08G	Flexible Spending Administrative	2,539,519.18	21,625.00	93,303.45	2,467,840.73	.....	2,467,840.73
08H	Military Department Rental and Lease	1,556,207.26	25,164.60	6,821.92	1,574,549.94	107.50	1,574,657.44
08K	Problem Gambling	436,508.40	31,228.33	25,285.00	442,451.73	780.00	443,231.73
08M	Small City Pavement and Sidewalk	3,065,175.73	91,185.53	319,860.94	2,836,500.32	.....	2,836,500.32
08R	Waste Tire Removal	4,408,348.69	343,837.40	60,448.93	4,691,737.16	.....	4,691,737.16
094	Transportation Infrastructure	7,039,368.32	81,030.79	2,198.06	7,118,201.05	.....	7,118,201.05
095	Electrical License	10,177,514.28	2,271,982.10	2,020,074.30	10,429,422.08	24,002.77	10,453,424.85
096	Highway Infrastructure	1,150,079.86	605.07	.....	1,150,684.93	.....	1,150,684.93
097	Recreational Vehicle	2,600,433.14	88,042.10	1,896.74	2,686,578.50	22.00	2,686,600.50
099	Puget Sound Capital Construction	13,196,394.66	1,551,294.81	1,987,462.27	12,760,227.20	620,824.26	13,381,051.46
09E	Freight Mobility Investment	12,877,219.81	6,525.50	149,314.58	12,734,430.73	.....	12,734,430.73
09F	High-Occupancy Toll Lanes Operations	3,199,917.13	379.76	(158,339.61)	3,358,636.50	.....	3,358,636.50
09H	Transportation Partnership	247,520,602.25	12,498,331.30	26,695,242.34	233,323,691.21	2,671,798.69	235,995,489.90
09M	Aquatic Invasive Species Enforcement	421,370.71	11,251.00	11,496.68	421,125.03	0.60	421,125.63
09N	Aquatic Invasive Species Prevention	342,706.95	33,753.00	29,815.63	346,644.32	621.48	347,265.80
09P	City-County Assistance	1,616,977.96	1,702,502.74	600.69	3,318,880.01	476.02	3,319,356.03
09T	Washington Main Street Trust Fund	57,194.34	1,500.00	.....	58,694.34	.....	58,694.34
102	Rural Arterial Trust	21,031,500.61	1,776,027.37	3,655,631.54	19,151,896.44	29.40	19,151,925.84
104	State Wildlife	30,411,565.52	4,065,886.52	4,171,863.13	30,305,588.91	144,546.78	30,450,135.69
106	Highway Safety	39,151,489.15	14,429,362.56	9,858,165.24	43,722,686.47	149,704.89	43,872,391.36
107	Liquor Excise Tax	2,873,716.58	3,280,938.80	(961.85)	6,155,617.23	.....	6,155,617.23
108	Motor Vehicle	221,540,538.94	146,262,715.29	111,657,473.99	256,145,780.24	2,074,468.52	258,220,248.76
109	Puget Sound Ferry Operations	34,497,716.43	27,911,398.99	20,056,924.50	42,352,190.92	212,362.59	42,564,553.51
10A	Aquatic Algae Control	422,080.64	22,502.00	18,591.68	425,990.96	1.20	425,992.16
10B	Home Security Fund	9,232,729.56	1,722,317.11	(466,343.57)	11,421,390.24	18,848.00	11,440,238.24
10G	Water Rights Tracking System	458,705.46	1,371.60	.....	460,077.06	.....	460,077.06
110	Special Wildlife	5,043,888.09	11,152.04	105,349.83	4,949,690.30	442.69	4,950,132.99
111	Public Service Revolving	18,837,240.01	(630,947.08)	1,304,548.81	16,901,744.12	47,601.30	16,949,345.42
113	Common School Construction	107,839,163.06	(1,245,829.87)	(3,445,624.48)	110,038,957.67	72,989.91	110,111,947.58

# RECEIPTS AND DISBURSEMENTS FOR TREASURY FUNDS

		August 1, 2016	August 2016		August 31, 2016		
		Beginning Book Balance	Plus Receipts	Less Disbursements	Ending Book Balance	Outstanding Warrants	Ending Cash Balance
<b>SPECIAL REVENUE FUNDS (Continued)</b>							
116	Basic Data	\$ 85,620.00	\$ .....	\$ .....	\$ 85,620.00	\$ .....	\$ 85,620.00
119	Unemployment Compensation Administration	(751,584.60)	16,872,661.64	16,959,552.09	(838,475.05)	3,330,625.51	2,492,150.46
11B	Regional Mobility Grant Program	36,981,467.54	20,542.13	365,328.46	36,636,681.21	.....	36,636,681.21
11E	Freight Mobility Multimodal	10,205,600.75	5,004.98	(149,314.58)	10,359,920.31	.....	10,359,920.31
11H	Forest and Fish Support	6,179,829.79	386,070.83	943,768.32	5,622,132.30	.....	5,622,132.30
11K	Washington Auto Theft Prevention Authority	289,442.52	535,665.63	1,429,927.95	(604,819.80)	562.18	(604,257.62)
120	Administrative Contingency	13,732,356.23	6,007,889.28	542,160.98	19,198,084.53	1,446.39	19,199,530.92
12C	Affordable Housing For All	5,054,810.09	406,878.62	287,008.86	5,174,679.85	.....	5,174,679.85
12M	Charitable Organization Education	1,202,549.66	18,710.00	30.00	1,221,229.66	70.00	1,221,299.66
12T	Traumatic Brain Injury	1,709,327.08	103,589.34	220,964.03	1,591,952.39	72.36	1,592,024.75
134	Employment Services Administrative	13,800,012.52	44,008.75	817,036.28	13,026,984.99	1,124.42	13,028,109.41
138	Insurance Commissioner's Regulatory	31,961,510.97	545,276.80	2,270,231.95	30,236,555.82	8,512.99	30,245,068.81
144	Transportation Improvement	51,922,321.11	8,564,398.92	10,483,551.46	50,003,168.57	8,383.51	50,011,552.08
146	Firearms Range	1,227,567.20	35,109.00	.....	1,262,676.20	3.00	1,262,679.20
14A	Wildlife Rehabilitation	597,305.61	17,917.44	5,804.22	609,418.83	.....	609,418.83
14G	Ballast Water Management	23,000.00	.....	.....	23,000.00	.....	23,000.00
14M	Financial Fraud & ID Theft	787,879.89	68,740.00	21,685.78	834,934.11	.....	834,934.11
14R	Military Active State Service	.....	.....	.....	.....	.....	.....
14V	Ignition Interlock Device	2,845,582.78	311,540.00	196,333.20	2,960,789.58	.....	2,960,789.58
150	Low-Income Weatherization/ Structural Rehabilitation Assistance	2,364,786.54	26,198.88	1,664.62	2,389,320.80	.....	2,389,320.80
153	Rural Mobility Grant Program	2,370,963.26	2,238.19	236,933.44	2,136,268.01	.....	2,136,268.01
154	New Motor Vehicle Arbitration	2,218,220.82	69,538.00	34,756.50	2,253,002.32	3.50	2,253,005.82
158	Aquatic Land Dredged Material Disposal Site	409,506.33	.....	(2,000.00)	411,506.33	.....	411,506.33
159	Parks Improvement	949,531.33	156,564.84	69,088.29	1,037,007.88	3,547.95	1,040,555.83
15H	Cleanup Settlement	57,317,705.42	28,845.61	927,625.57	56,418,925.46	105.10	56,419,030.56
15M	Biotoxin	546,883.83	91,346.00	84,947.49	553,282.34	.....	553,282.34
15P	Energy Recovery Act	6,033,421.70	3,307.07	.....	6,036,728.77	.....	6,036,728.77
160	Wood Stove Education and Enforcement	615,153.37	13,890.00	34,095.42	594,947.95	2,460.03	597,407.98
162	Farm Labor Contractor	55,848.23	240.00	.....	56,088.23	294.00	56,382.23
167	Natural Resources Conservation Areas Stewardship	281,796.30	2.41	(941.00)	282,739.71	.....	282,739.71
16A	Judicial Stabilization Trust	1,086,102.70	480,179.20	1,461,038.51	105,243.39	34,668.06	139,911.45
16J	SR 520 Corridor	77,078,018.01	80,653,256.40	80,549,308.85	77,181,965.56	49,783.29	77,231,748.85
16M	Appraisal Management Company	433,210.12	8,460.00	7,438.55	434,231.57	.....	434,231.57
16P	Marine Resources Stewardship Trust	580,861.44	311.16	49,226.31	531,946.29	3,933.77	535,880.06
16W	Hospital Safety Net Assessment	29,830,391.79	(2,907,221.32)	1,955,226.90	24,967,943.57	.....	24,967,943.57
172	Basic Health Plan Trust	1,845,566.58	.....	(2,453.60)	1,848,020.18	.....	1,848,020.18
173	State Toxics Control	14,115,821.55	5,527,304.77	10,946,395.72	8,696,730.60	1,255,136.59	9,951,867.19
174	Local Toxics Control	29,768,507.02	4,066,303.59	5,356,836.86	28,477,973.75	490.00	28,478,463.75
176	Water Quality Permit	8,676,993.07	8,045,452.02	1,160,133.32	15,562,311.77	6,285.23	15,568,597.00
17B	Home Visiting Services	6,548,525.64	881,563.28	233,319.17	7,196,769.75	1,528.21	7,198,297.96

# RECEIPTS AND DISBURSEMENTS FOR TREASURY FUNDS

	August 1, 2016		August 2016		August 31, 2016		
	Beginning Book Balance		Plus Receipts	Less Disbursements	Ending Book Balance	Outstanding Warrants	Ending Cash Balance
<b>SPECIAL REVENUE FUNDS (Continued)</b>							
17N Complete Streets Grant Program	\$ .....	\$ .....	\$ .....	\$ .....	\$ .....	\$ .....	\$ .....
17P SR520 Civil Penalties	10,174,892.79		5,422.04	767,061.57	9,413,253.26		9,413,253.26
17T Health Benefit Exchange	(5,478,383.51)		3,029,947.37	1,422,242.97	(3,870,679.11)		(3,870,679.11)
17W Limousine Carriers	35,175.53		1,606.15		36,781.68		36,781.68
182 Underground Storage Tank	1,121,107.32		134,533.32	87,109.50	1,168,531.14		1,168,531.14
186 County Arterial Preservation	887,794.88		1,363,210.11	1,374,225.38	876,779.61	458.57	877,238.18
18J Capital Vessel Replacement	9,536,126.00		1,316,707.14	577.36	10,852,255.78	150.71	10,852,406.49
18L Hydraulic Project Approval	183,773.99		38,100.00	22,331.82	199,542.17	450.00	199,992.17
199 Biosolids Permit	1,113,265.74		2,868.28	53,824.40	1,062,309.62		1,062,309.62
19A Medicaid Fraud Penalty	25,388,781.23		218,858.75	496,121.06	25,111,518.92	218,277.49	25,329,796.41
19C Forest Practice Application	742,189.21		16.85	35,416.41	706,789.65	400.00	707,189.65
19G Environmental Legacy Stewardship	83,606,137.45		(20,647.81)	2,541,211.27	81,044,278.37	152,858.00	81,197,136.37
19T DOL Technology Improvement and Data Management	455,901.30		42,534.54		498,435.84		498,435.84
200 Regional Fisheries Enhancement Salmonid Recovery	(45,536.08)		105,404.29	22,251.45	37,616.76		37,616.76
201 Department of Licensing Services	1,259,824.03		328,347.28	264,405.58	1,323,765.73	50.41	1,323,816.14
202 Medical Test Site Licensure	(463,312.35)		9,726.29	61,624.92	(515,210.98)	1,068.28	(514,142.70)
203 Passenger Ferry	27.39				27.39		27.39
204 Volunteer Fire Fighters' and Reserve Officers' Administrative	1,488,219.26		840.44	28,051.62	1,461,008.08	1,639.75	1,462,647.83
207 Hazardous Waste Assistance	2,336,609.70		436,695.71	151,295.07	2,622,010.34	1,995.00	2,624,005.34
20B Brownfield Redevelopment Trust Fund							
20H Connecting Washington	208,369,265.78		20,895,019.73	15,339,858.28	213,924,427.23	8,778.46	213,933,205.69
20J Electric Vehicle Charging Infrastructure	1,001,444.45		507.56		1,001,952.01		1,001,952.01
20M Puget Sound Taxpayer Accountability							
20N Transportation Future Funding Program							
20R Radioactive Mixed Waste	2,336,043.40		(1,434.67)	515,867.15	1,818,741.58	1,599.16	1,820,340.74
20T PLIA Underground Storage Tank Revolving	9,987,019.01		5,067.74	28,549.25	9,963,537.50		9,963,537.50
20V Economic Gardening Pilot Project							
215 Special Category C	2,977,318.77		220,767.23		3,198,086.00		3,198,086.00
216 Air Pollution Control	1,893,900.00		101,918.89	59,470.68	1,936,348.21	3,585.50	1,939,933.71
217 Oil Spill Prevention	5,299,381.78		323,462.77	481,411.59	5,141,432.96	2,109.95	5,143,542.91
218 Multimodal Transportation	60,173,469.20		31,898,544.91	25,022,423.39	67,049,590.72	168,397.26	67,217,987.98
222 Freshwater Aquatic Weeds	959,653.62		71,076.00	94,364.05	936,365.57	6.00	936,371.57
223 State Oil Spill Response	7,719,899.11		80,336.45	40,086.01	7,760,149.55	29.00	7,760,178.55
234 Public Works Administration	12,316,036.00		492,690.22	255,959.41	12,552,766.81	5,695.44	12,558,462.25
235 Youth Tobacco & Vapor Product Prevention	901,693.86		293,253.34	92,259.27	1,102,687.93	270.00	1,102,957.93
237 Recreation Access Pass	2,355,555.34		208,632.04	620.00	2,563,567.38	295.00	2,563,862.38
260 University of Washington Operating Fees	2.95				2.95		2.95
262 Manufactured Home Installation Training	387,450.04		21,884.54	22,167.63	387,166.95	52.58	387,219.53
263 Community and Economic Development Fee	2,009,329.18		89,270.49	22,498.52	2,076,101.15	617.76	2,076,718.91
267 Recreation Resources	9,255,699.43		1,470,171.07	333,706.08	10,392,164.42		10,392,164.42



# RECEIPTS AND DISBURSEMENTS FOR TREASURY FUNDS

		August 1, 2016	August 2016		August 31, 2016		
		Beginning Book Balance	Plus Receipts	Less Disbursements	Ending Book Balance	Outstanding Warrants	Ending Cash Balance
<b>SPECIAL REVENUE FUNDS (Continued)</b>							
268	Nonhighway and Off-Road Vehicle Activities (NOVA) Program	\$ 6,042,626.93	\$ 971,832.29	\$ 585,475.05	\$ 6,428,984.17	\$ 2,923.95	\$ 6,431,908.12
269	Parks Renewal and Stewardship	34,196,441.12	7,446,906.19	6,295,050.22	35,348,297.09	127,623.26	35,475,920.35
271	Washington State University Operating Fees	.....	.....	.....	.....	.....	.....
275	Central Washington University Operating Fees	.....	.....	.....	.....	.....	.....
277	State Agency Parking	233,028.74	10,495.00	16,865.70	226,658.04	195.00	226,853.04
296	Columbia River Basin Water Supply Rev Recovery	2,548,986.45	1,292.26	(8,355.55)	2,558,634.26	.....	2,558,634.26
315	Dedicated Marijuana Fund	26,999,855.73	21,046,292.60	2,511,871.49	45,534,276.84	66,925.98	45,601,202.82
319	Public Health Supplemental	2,237,808.12	29,858.53	39,192.15	2,228,474.50	.....	2,228,474.50
404	State Treasurer's Service	6,117,178.89	1,722,799.93	701,799.06	7,138,179.76	176.42	7,138,356.18
408	Coastal Protection	891,870.86	32,397.64	15,873.88	908,394.62	.....	908,394.62
441	Local Government Archives	764,784.52	324,031.72	230,813.60	858,002.64	2,959.78	860,962.42
500	Perpetual Surveillance and Maintenance	45,589,643.86	28,947.25	.....	45,618,591.11	.....	45,618,591.11
507	Oyster Reserve Land	464,921.53	3,707.32	9,418.33	459,210.52	39.70	459,250.22
511	Tacoma Narrows Toll Bridge	22,013,869.79	(3,788,491.61)	(4,994,621.86)	23,220,000.04	.....	23,220,000.04
513	Derelict Vessel Removal	962,919.25	68,781.00	22,658.68	1,009,041.57	838.88	1,009,880.45
532	Washington Housing Trust	9,252,290.87	460,864.75	183,951.42	9,529,204.20	37,241.75	9,566,445.95
535	Alaskan Way Viaduct Replacement Project	.....	.....	.....	.....	.....	.....
549	Election	3,848,990.07	1,950.53	13,695.05	3,837,245.55	.....	3,837,245.55
550	Transportation 2003	4,488,138.83	20,474,078.58	14,858,587.48	10,103,629.93	433,957.83	10,537,587.76
562	Skilled Nursing Facility Safety Net Trust	5,411,637.27	2,542.12	(1,196,121.08)	6,610,300.47	52,147.00	6,662,447.47
564	Water Pollution Control Revolving Administration	2,484,017.99	58,389.37	10,540.14	2,531,867.22	.....	2,531,867.22
565	Yakima Integrated Plan Implementation Revenue Recovery	43,744.51	(43,740.93)	.....	3.58	.....	3.58
566	Community Forest Trust	51,359.70	26.03	(26.60)	51,412.33	.....	51,412.33
571	Multiuse Roadway Safety	103,348.45	7,553.85	.....	110,902.30	.....	110,902.30
595	I-405 Express Toll Lanes Operations	12,605,119.05	(2,147.04)	(1,918,777.96)	14,521,749.97	.....	14,521,749.97
600	Department of Retirement Systems Expense	9,073,199.45	2,913,706.02	3,434,579.87	8,552,325.60	3,939.68	8,556,265.28
689	Rural Washington Loan	9,157,242.49	4,653.45	.....	9,161,895.94	.....	9,161,895.94
727	Water Pollution Control Revolving	178,359,675.65	12,013,273.62	8,409,339.99	181,963,609.28	65,407.19	182,029,016.47
733	Capitol Campus Reserve	.....	.....	.....	.....	.....	.....
777	Prostitution Prevention and Intervention	82,644.94	1,696.76	1,545.94	82,795.76	.....	82,795.76
785	State Educational Trust Fund	5,695,370.94	51,703.28	89,812.64	5,657,261.58	60.00	5,657,321.58
818	Youth Athletic Facility	186,635.04	94.57	.....	186,729.61	.....	186,729.61
825	Tobacco Settlement	.....	.....	.....	.....	.....	.....
844	Money-Purchase Retirement Savings Administrative	.....	.....	.....	.....	.....	.....
874	OASI Revolving	229,363.12	25.00	11,692.48	217,695.64	1.30	217,696.94
887	Public Facilities Construction Loan Revolving	21,306,308.19	299,693.70	111,775.35	21,494,226.54	607.34	21,494,833.88
888	Deferred Compensation Administrative	1,772,554.21	(52,276.38)	757,682.63	962,595.20	17.15	962,612.35
893	Radiation Perpetual Maintenance	338,108.92	171.31	.....	338,280.23	.....	338,280.23
<b>TOTAL SPECIAL REVENUE FUNDS</b>		<b>\$ 2,392,852,431.09</b>	<b>\$ 577,792,697.87</b>	<b>\$ 460,276,621.04</b>	<b>\$ 2,510,368,507.92</b>	<b>\$ 13,001,554.23</b>	<b>\$ 2,523,370,062.15</b>

# RECEIPTS AND DISBURSEMENTS FOR TREASURY FUNDS

		August 1, 2016	August 2016		August 31, 2016		
		Beginning Book Balance	Plus Receipts	Less Disbursements	Ending Book Balance	Outstanding Warrants	Ending Cash Balance
<b>DEBT SERVICE FUNDS</b>							
303	Highway Bond Retirement	\$ 179,978,633.33	\$ 40,887,777.31	\$ 162,596,867.61	\$ 58,269,543.03	\$ .....	\$ 58,269,543.03
304	Ferry Bond Retirement	2,030,046.42	1,350,408.11	.....	3,380,454.53	.....	3,380,454.53
305	Transportation Improvement Board Bond Retirement	3,133,755.23	675,916.58	227,250.00	3,582,421.81	.....	3,582,421.81
347	Washington State University Bond Retirement	13,114,734.39	(5,222,514.37)	(66,002.47)	7,958,222.49	.....	7,958,222.49
348	University of Washington Bond Retirement	11,233,625.96	63,349.56	173,561.35	11,123,414.17	.....	11,123,414.17
380	Debt-Limit General Fund Bond Retirement	6,657.26	.....	.....	6,657.26	.....	6,657.26
381	Debt-Limit Reimbursable Bond Retirement	5.22	.....	.....	5.22	.....	5.22
382	Nondebt-Limit General Fund Bond Retirement	.....	.....	.....	.....	.....	.....
383	Nondebt-Limit Reimbursable Bond Retirement	354.91	3,719,062.50	3,719,062.50	354.91	.....	354.91
384	Nondebt-Limit Proprietary Appropriated Bond Retirement	.....	.....	.....	.....	.....	.....
385	Nondebt-Limit Proprietary Nonappropriated Bond Retirement	.....	.....	.....	.....	.....	.....
386	Nondebt-Limit Revenue Bond Retirement	.....	.....	.....	.....	.....	.....
389	Toll Facility Bond Retirement	6,332,528.99	3,073,875.29	(83,706,337.50)	93,112,741.78	.....	93,112,741.78
<b>TOTAL DEBT SERVICE FUNDS</b>		<b>\$ 215,830,341.71</b>	<b>\$ 44,547,874.98</b>	<b>\$ 82,944,401.49</b>	<b>\$ 177,433,815.20</b>	<b>\$ .....</b>	<b>\$ 177,433,815.20</b>
<b>CAPITAL PROJECTS FUNDS</b>							
01L	Higher Education Construction	\$ .....	\$ .....	\$ .....	\$ .....	\$ .....	\$ .....
036	Capitol Building Construction	(3,291,955.88)	(5,336.08)	(832,481.25)	(2,464,810.71)	.....	(2,464,810.71)
056	State Higher Education Construction	2,328.63	1.18	.....	2,329.81	.....	2,329.81
057	State Building Construction	470,967,247.43	37,094,262.81	102,945,475.73	405,116,034.51	2,784,475.21	407,900,509.72
060	Community and Technical College Capital Projects	21,687,156.82	2,415,961.06	3,476,691.23	20,626,426.65	.....	20,626,426.65
061	Eastern Washington University Capital Projects	5,955,565.30	111,285.97	842,857.00	5,223,994.27	.....	5,223,994.27
062	Washington State University Building	94,668.60	6,000,822.92	3,028,159.42	3,067,332.10	.....	3,067,332.10
063	Central Washington University Capital Projects	5,073,369.54	110,088.11	(210.80)	5,183,668.45	.....	5,183,668.45
064	University of Washington Building	11,232,967.19	5,746.23	1,961,197.51	9,277,515.91	.....	9,277,515.91
065	Western Washington University Capital Projects	5,487,742.84	110,363.42	612,990.42	4,985,115.84	.....	4,985,115.84
066	The Evergreen State College Capital Projects	2,285,447.56	108,904.48	246,218.27	2,148,133.77	.....	2,148,133.77
075	State Social and Health Services Construction	5,371.39	.....	.....	5,371.39	.....	5,371.39
18B	Columbia River Basin Tax Bond Water Supply Development	5,276,679.07	(549.45)	1,963,541.02	3,312,588.60	.....	3,312,588.60
245	Public Safety Reimbursable Bond	4.12	.....	.....	4.12	.....	4.12
246	Community and Technical College Forest Reserve	1,757,645.11	.....	.....	1,757,645.11	.....	1,757,645.11
289	Thurston County Capital Facilities	4,955,068.36	291,956.78	233,234.65	5,013,790.49	384.00	5,014,174.49
357	Gardner-Evans Higher Education Construction	54,698.37	.....	7,369.10	47,329.27	.....	47,329.27
364	Military Department Capital	1,992,792.45	.....	243,175.85	1,749,616.60	202.69	1,749,819.29
<b>TOTAL CAPITAL PROJECTS FUNDS</b>		<b>\$ 533,536,796.90</b>	<b>\$ 46,243,507.43</b>	<b>\$ 114,728,218.15</b>	<b>\$ 465,052,086.18</b>	<b>\$ 2,785,061.90</b>	<b>\$ 467,837,148.08</b>
<b>PERMANENT FUNDS</b>							
04B	Natural Resources Real Property Replacement	\$ 4,912,437.69	\$ 2,748.36	\$ 3,498.47	\$ 4,911,687.58	\$ .....	\$ 4,911,687.58
601	Agricultural Permanent	1,036,687.82	.....	977,607.21	59,080.61	.....	59,080.61
603	Millersylvania Park Trust	5,424.12	2.75	.....	5,426.87	.....	5,426.87

# RECEIPTS AND DISBURSEMENTS FOR TREASURY FUNDS

		August 1, 2016	August 2016		August 31, 2016		
		Beginning Book Balance	Plus Receipts	Less Disbursements	Ending Book Balance	Outstanding Warrants	Ending Cash Balance
<b>PERMANENT FUNDS (Continued)</b>							
604	Normal School Permanent	\$ 135,180.62	\$ (217.40)	\$ 36,372.98	\$ 98,590.24	\$ 912.42	\$ 99,502.66
605	Permanent Common School	59,261.43	26,999.99	(82,608.46)	168,869.88	.....	168,869.88
606	Scientific Permanent	183,495.97	.....	124.76	183,371.21	.....	183,371.21
607	State University Permanent	128,342.55	.....	(105,721.85)	234,064.40	.....	234,064.40
851	Developmental Disabilities Community Trust	382,209.25	193.66	(25.88)	382,428.79	.....	382,428.79
<b>TOTAL PERMANENT FUNDS</b>		<b>\$ 6,843,039.45</b>	<b>\$ 29,727.36</b>	<b>\$ 829,247.23</b>	<b>\$ 6,043,519.58</b>	<b>\$ 912.42</b>	<b>\$ 6,044,432.00</b>
<b>ENTERPRISE FUNDS</b>							
401	Correctional Industries	\$ 15,587,703.60	\$ 7,400,236.09	\$ 9,753,455.01	\$ 13,234,484.68	\$ 53,741.57	\$ 13,288,226.25
407	Secretary of State's Revolving	9,248,128.61	710,240.67	488,022.12	9,470,347.16	190.00	9,470,537.16
578	Lottery Administrative	230,006.00	1,106,951.93	1,037,703.24	299,254.69	9,114.16	308,368.85
608	Accident	1,927,109.22	248,058,291.32	247,902,258.11	2,083,142.43	11,514,579.55	13,597,721.98
609	Medical Aid	4,923,775.09	180,507,467.27	184,851,375.52	579,866.84	10,124,790.61	10,704,657.45
610	Accident Reserve	618,722.05	62,704,426.32	62,379,229.06	943,919.31	708,966.12	1,652,885.43
881	Supplemental Pension	555,059.30	125,153,294.73	124,764,186.68	944,167.35	1,449,069.14	2,393,236.49
883	Second Injury	28,592,721.23	2,356,901.92	142,659.50	30,806,963.65	20,763.37	30,827,727.02
<b>TOTAL ENTERPRISE FUNDS</b>		<b>\$ 61,683,225.10</b>	<b>\$ 627,997,810.25</b>	<b>\$ 631,318,889.24</b>	<b>\$ 58,362,146.11</b>	<b>\$ 23,881,214.52</b>	<b>\$ 82,243,360.63</b>
<b>INTERNAL SERVICE FUNDS</b>							
006	Public Records Efficiency, Preservation & Access	\$ 1,665,462.42	\$ 373,919.64	\$ 270,226.98	\$ 1,769,155.08	\$ 985.36	\$ 1,770,140.44
405	Legal Services Revolving	23,044,291.60	8,502,332.41	11,332,306.69	20,214,317.32	108,101.44	20,322,418.76
410	Transportation Equipment	15,739,139.67	845,129.58	1,911,997.20	14,672,272.05	93,936.21	14,766,208.26
415	Personnel Service	2,404,207.38	1,197,408.19	486,657.05	3,114,958.52	422.17	3,115,380.69
418	State Health Care Authority Administrative	3,819,778.98	1,254,115.26	1,710,731.39	3,363,162.85	3,115.29	3,366,278.14
455	Higher Education Personnel Service	415,148.95	295,818.55	101,090.13	609,877.37	135.70	610,013.07
468	OFM Central Service	472,000.00	345,777.02	1,777.02	816,000.00	.....	816,000.00
483	Auditing Services Revolving	2,036,547.19	283,889.09	526,076.61	1,794,359.67	500.40	1,794,860.07
484	Administrative Hearings Revolving	67,715.95	1,239,400.23	1,386,019.97	(78,903.79)	10,085.23	(68,818.56)
<b>TOTAL INTERNAL SERVICE FUNDS</b>		<b>\$ 49,664,292.14</b>	<b>\$ 14,337,789.97</b>	<b>\$ 17,726,883.04</b>	<b>\$ 46,275,199.07</b>	<b>\$ 217,281.80</b>	<b>\$ 46,492,480.87</b>
<b>PENSION TRUST FUNDS</b>							
614	Volunteer Firefighters' Relief and Pension Principal	\$ 21,016,978.91	\$ 21,641.51	\$ 1,042,478.73	\$ 19,996,141.69	\$ 53,078.60	\$ 20,049,220.29
615	State Patrol - Plan 1	936,783.18	5,506,885.40	5,502,445.43	941,223.15	52,329.74	993,552.89
616	Judges' Retirement	673,208.65	332.79	36,573.52	636,967.92	.....	636,967.92
630	State Patrol - Plan 2	336,424.56	523,492.96	509,849.28	350,068.24	.....	350,068.24
631	Public Employees' Retirement System Plan 1	12,151,383.55	148,900,934.03	150,944,169.69	10,108,147.89	2,130,120.11	12,238,268.00
632	Teachers' Retirement System Plan 1	12,699,180.65	96,562,756.00	101,503,993.25	7,757,943.40	1,530,578.30	9,288,521.70
633	School Employees' Retirement System Combined Plan 2 & 3	4,502,227.50	43,226,975.81	43,073,541.80	4,655,661.51	240,136.96	4,895,798.47
635	Public Safety Employees Retirement System Plan 2	311,906.35	3,812,566.61	3,892,041.46	232,431.50	41,647.50	274,079.00
641	Public Employees' Retirement System Combined Plan 2 & 3	9,867,095.54	209,502,027.15	209,928,497.65	9,440,625.04	1,534,106.82	10,974,731.86
642	Teachers' Retirement System Combined Plan 2 and 3	12,889,272.70	150,176,364.57	150,709,107.86	12,356,529.41	273,037.60	12,629,567.01

# RECEIPTS AND DISBURSEMENTS FOR TREASURY FUNDS

	August 1, 2016	August 2016		August 31, 2016		
	Beginning Book Balance	Plus Receipts	Less Disbursements	Ending Book Balance	Outstanding Warrants	Ending Cash Balance
<b>PENSION TRUST FUNDS (Continued)</b>						
722 Deferred Compensation Principal	\$ 1,705,381.13	\$ 36,486,080.45	\$ 36,589,665.32	\$ 1,601,796.26	\$ .....	\$ 1,601,796.26
729 Judicial Retirement Principal	9,242.27	71,216.28	71,211.45	9,247.10	.....	9,247.10
819 LEOFFS Plan 1 Retirement	3,480,436.19	30,266,170.46	30,855,844.67	2,890,761.98	658,427.93	3,549,189.91
829 LEOFFS Plan 2 Retirement	3,230,206.05	44,331,876.35	44,559,891.24	3,002,191.16	404,013.98	3,406,205.14
882 Washington Judicial Retirement System	8,484,385.20	5,573.11	745,586.21	7,744,372.10	4,544.06	7,748,916.16
<b>TOTAL PENSION TRUST FUNDS</b>	<b>\$ 92,294,112.43</b>	<b>\$ 769,394,893.48</b>	<b>\$ 779,964,897.56</b>	<b>\$ 81,724,108.35</b>	<b>\$ 6,922,021.60</b>	<b>\$ 88,646,129.95</b>
<b>AGENCY FUNDS</b>						
01P Suspense	\$ 21,009,276.06	\$ 28,456,675.07	\$ 55,591,313.86	\$ (6,125,362.73)	\$ 4,187.50	\$ (6,121,175.23)
01R Undistributed Receipts	1,241,300.00	3,355,974.78	.....	4,597,274.78	.....	4,597,274.78
01T Local Leasehold Excise Tax	3,551,550.59	172,224.90	2,975,749.13	748,026.36	.....	748,026.36
034 Local Sales and Use Tax	(378.17)	378.17	.....	.....	.....	.....
035 State Payroll Revolving	22,273,141.17	434,869,302.30	441,752,180.57	15,390,262.90	1,620,525.75	17,010,788.65
165 Salary Reduction	2,628,401.14	2,314,084.17	1,886,270.44	3,056,214.87	.....	3,056,214.87
768 Local Real Estate Excise Tax	.....	588,042.48	588,042.48	.....	.....	.....
795 State Investment Board Commingled Monthly Bond	.....	.....	.....	.....	.....	.....
865 State Investment Board Commingled Trust	.....	77,553.69	77,553.69	.....	.....	.....
877 OASI Contribution	.....	.....	.....	.....	.....	.....
<b>TOTAL AGENCY FUNDS</b>	<b>\$ 50,703,290.79</b>	<b>\$ 469,834,235.56</b>	<b>\$ 502,871,110.17</b>	<b>\$ 17,666,416.18</b>	<b>\$ 1,624,713.25</b>	<b>\$ 19,291,129.43</b>
<b>TOTAL TREASURY FUNDS</b>	<b>\$ 5,090,292,921.65</b>	<b>\$ 5,301,664,110.25</b>	<b>\$ 5,538,752,846.40</b>	<b>\$ 4,853,204,185.50</b>	<b>\$ 67,784,501.97</b>	<b>\$ 4,920,988,687.47</b>

# RECEIPTS AND DISBURSEMENTS FOR TREASURER'S TRUST FUNDS

		August 1, 2016	August 2016		August 31, 2016		
		Beginning Book Balance	Plus Receipts	Less Disbursements	Ending Book Balance	Outstanding Warrants	Ending Cash Balance
<b>GENERAL FUND</b>							
06N	Local Tax Administration	\$ .....	\$ .....	\$ .....	\$ .....	\$ .....	\$ .....
07F	Commercial Fisheries Buyback	.....	.....	.....	.....	.....	.....
08B	Foster Care Endowed Scholarship Trust	15,448.75	7.82	.....	15,456.57	.....	15,456.57
08E	Individual Development Account Program	14,342.15	7.26	7,040.00	7,309.41	.....	7,309.41
08N	State Financial Aid	3,301,831.67	732,913.73	1,265,733.99	2,769,011.41	6,587.56	2,775,598.97
08T	Transportation Innovative Partnership	.....	.....	.....	.....	.....	.....
10L	Health Insurance Partnership	.....	.....	.....	.....	.....	.....
10V	Invasive Species Council	.....	.....	.....	.....	.....	.....
10W	Family and Medical Leave Enforcement	.....	.....	.....	.....	.....	.....
11M	Poet Laureate	115.55	.....	.....	115.55	.....	115.55
11R	Hospital Infection Control Grant	.....	.....	.....	.....	.....	.....
12L	Outdoor Education and Recreation Prog	1,018,593.55	.....	17,387.22	1,001,206.33	.....	1,001,206.33
12P	Geoduck Aquaculture Research	0.48	.....	.....	0.48	.....	0.48
131	Fair	2,094,983.99	1,066.66	4,704.95	2,091,345.70	6,821.00	2,098,166.70
132	State Trade Fair	.....	.....	.....	.....	.....	.....
14F	Family Leave Insurance	393,819.36	199.55	.....	394,018.91	.....	394,018.91
14N	Legislative Oral History	61,620.70	.....	.....	61,620.70	.....	61,620.70
14P	Skeletal Human Remains Assistance	328,676.90	.....	53,239.98	275,436.92	45,000.00	320,436.92
15B	Food Animal Vet Scholarship	.....	.....	.....	.....	.....	.....
15N	Business Assistance	.....	.....	.....	.....	.....	.....
16F	Washington State Flag	410.96	.....	.....	410.96	.....	410.96
16K	Mortgage Recovery	.....	.....	.....	.....	.....	.....
16R	Multiagency Permitting Team	92,624.66	1,905.19	1,858.25	92,671.60	.....	92,671.60
17R	Aerospace Training Student Loan	2,617,603.55	24,155.24	18,409.20	2,623,349.59	6.91	2,623,356.50
18C	Native Education Public-Private Partnership	.....	.....	.....	.....	.....	.....
18F	High School Completion	.....	.....	.....	.....	.....	.....
18G	Opportunity Scholarship Match Transfer	.....	.....	.....	.....	.....	.....
18K	24/7 Sobriety	11,404.81	165.62	.....	11,570.43	.....	11,570.43
18V	Science, Technology, Engineering and Math Education Lighthouse	.....	.....	.....	.....	.....	.....
19J	Universal Communications Services	8,275,422.00	.....	.....	8,275,422.00	.....	8,275,422.00
19V	Cancer Research Endowment Match Transfer	4,977,379.64	.....	6,759.92	4,970,619.72	.....	4,970,619.72
290	Savings Incentive	2,759,903.16	40,316.41	767.20	2,799,452.37	.....	2,799,452.37
447	Information Technology Investment Revolving	27,039,489.32	(2,626,780.75)	2,482,519.48	21,930,189.09	.....	21,930,189.09
490	Regional Transportation Investment District	.....	.....	.....	.....	.....	.....
514	Agricultural Conservation Easements	.....	.....	.....	.....	.....	.....
534	Washington Graduate Fellowship Trust	489.80	.....	.....	489.80	.....	489.80
551	Washington Youth and Families	124,634.31	8,447.40	.....	133,081.71	.....	133,081.71
552	Conservation Assistance Revolving	452,376.05	4,008.00	250.11	456,133.94	.....	456,133.94
646	Higher Ed Retirement Plan Supplemental Benefit	12,798.44	908,424.76	909,399.77	11,823.43	.....	11,823.43
653	Washington Distinguished Professorship Trust	.....	.....	.....	.....	.....	.....

# RECEIPTS AND DISBURSEMENTS FOR TREASURER'S TRUST FUNDS

		August 1, 2016	August 2016		August 31, 2016		
		Beginning Book Balance	Plus Receipts	Less Disbursements	Ending Book Balance	Outstanding Warrants	Ending Cash Balance
<b>GENERAL FUND (Continued)</b>							
743	College Faculty Awards Trust	\$ 186.14	\$ .....	\$ .....	\$ 186.14	\$ .....	\$ 186.14
747	Health Professional Loan Repayment & Scholarship Program	5,758,145.25	1,772,156.91	(285,721.35)	7,816,023.51	1,558.89	7,817,582.40
748	Higher Education Coord. Board for Innovation and Quality	.....	.....	.....	.....	.....	.....
781	Cross-State Trail	473.10	.....	.....	473.10	.....	473.10
793	Health Insurance Pool	.....	.....	.....	.....	.....	.....
817	Stadium and Exhibition Center Construction	.....	.....	.....	.....	.....	.....
835	Four Year Student Child Care in Higher Education	77,528.04	.....	.....	77,528.04	.....	77,528.04
837	Washington's Promise Scholarship	7.95	0.01	.....	7.96	.....	7.96
<b>TOTAL GENERAL FUND</b>		<b>\$ 59,430,310.28</b>	<b>\$ 866,993.81</b>	<b>\$ 4,482,348.72</b>	<b>\$ 55,814,955.37</b>	<b>\$ 59,974.36</b>	<b>\$ 55,874,929.73</b>
<b>SPECIAL REVENUE FUNDS</b>							
01F	Crime Victims' Compensation	\$ 5,786,836.67	\$ 58,572.17	\$ .....	\$ 5,845,408.84	\$ .....	\$ 5,845,408.84
025	Pilotage	1,463,056.78	58,947.60	59,653.48	1,462,350.90	32.20	1,462,383.10
03K	Industrial Insurance Premium Refund	3,923,404.65	640,247.21	(239,649.01)	4,803,300.87	360.00	4,803,660.87
04F	Real Estate Education Program	664,655.39	1,325.39	49.00	665,931.78	.....	665,931.78
06H	Oral History, State Library, and Archives	31,983.00	7,279.54	16,078.69	23,183.85	122.20	23,306.05
06J	Securities Prosecution	619,054.27	39,841.80	1,123.76	657,772.31	.....	657,772.31
07A	Mortgage Lending Fraud Prosecution	525,771.32	28,511.55	45,349.00	508,933.87	45,349.00	554,282.87
07B	Organ and Tissue Donation Awareness	118,573.08	21,390.73	62,320.72	77,643.09	62,320.72	139,963.81
07E	Contract Harvesting Revolving	10,627,035.19	6,148.07	(1,002,587.30)	11,635,770.56	276,302.69	11,912,073.25
07J	"Helping Kids Speak"	2,970.35	2,893.34	2,296.01	3,567.68	.....	3,567.68
07K	Special License Plate Applicant Trust	.....	.....	.....	.....	.....	.....
07L	Legislative International Trade	1,606.88	.....	.....	1,606.88	.....	1,606.88
07N	Produce Railcar Pool	91,542.55	46.38	.....	91,588.93	.....	91,588.93
07T	Commemorative Works	3,267.73	1.65	.....	3,269.38	.....	3,269.38
07V	Fish and Wildlife Enforcement Reward	613,348.64	9,590.53	16,918.76	606,020.41	3,312.50	609,332.91
08C	Gonzaga University Alumni Association	4,791.36	3,885.00	3,098.66	5,577.70	.....	5,577.70
08F	Lighthouse Environmental Programs	11,255.99	9,662.34	6,869.35	14,048.98	.....	14,048.98
08J	Prescription Drug Consortium	57,036.39	.....	.....	57,036.39	.....	57,036.39
08L	"Ski & Ride Washington"	2,641.56	3,290.00	2,314.67	3,616.89	.....	3,616.89
08P	State Parks Education and Enhancement	492,807.30	12,558.01	10,742.35	494,622.96	.....	494,622.96
08V	Veterans Stewardship	1,256,222.01	55,685.35	45,932.47	1,265,974.89	1,956.35	1,267,931.24
08W	"Washington's National Park Fund"	16,048.56	17,826.65	12,527.66	21,347.55	.....	21,347.55
098	Eastern Washington Pheasant Enhancement	290,697.87	9,840.56	11,932.30	288,606.13	.....	288,606.13
09A	We Love Our Pets	10,880.25	6,183.32	3,651.68	13,411.89	.....	13,411.89
09B	Boating Safety Education Certification	626,234.64	63,885.00	(22,388.72)	712,508.36	415.00	712,923.36
09J	Washington Coastal Crab Pot Buoy Tag	147,050.13	375.00	.....	147,425.13	.....	147,425.13
09K	Life Sciences Discovery	7,950,436.06	8,979.47	573,051.88	7,386,363.65	75.00	7,386,438.65
09L	Nursing Resource Center	53,131.80	52,095.00	2,010.09	103,216.71	20.00	103,236.71
10F	"Share the Road"	17,732.37	10,801.01	7,447.99	21,085.39	.....	21,085.39

# RECEIPTS AND DISBURSEMENTS FOR TREASURER'S TRUST FUNDS

	August 1, 2016		August 2016		August 31, 2016		
	Beginning Book Balance		Plus Receipts	Less Disbursements	Ending Book Balance	Outstanding Warrants	Ending Cash Balance
<b>SPECIAL REVENUE FUNDS (Continued)</b>							
11A Employment Training Finance	\$ 321,593.87	\$	7,523.99	\$ .....	\$ 329,117.86	\$ .....	\$ 329,117.86
11J Electronic Products Recycling	532,984.56		.....	18,349.96	514,634.60	.....	514,634.60
11P Large On-Site Sewage Systems	.....		.....	.....	.....	.....	.....
11V Veteran Estate Management	81,721.27		29,363.61	26,025.42	85,059.46	.....	85,059.46
126 Agricultural Local	15,994,196.26		2,458,676.10	2,624,153.08	15,828,719.28	116,346.20	15,945,065.48
128 Grain Inspection Revolving	6,688,143.99		1,192,359.25	1,143,881.34	6,736,621.90	1,709.52	6,738,331.42
12E Assisted Living Facility Management	679,033.47		.....	(1,103.06)	680,136.53	.....	680,136.53
12F Manufactured/Mobile Home Dispute Resol	2,297,083.22		22,643.25	32,381.34	2,287,345.13	.....	2,287,345.13
12G Rockfish Research	328,712.85		23,969.78	5,626.41	347,056.22	0.50	347,056.72
12H Uniformed Service Shared Leave Pool	669,380.63		33,394.88	26,241.66	676,533.85	.....	676,533.85
12N Get Ready For Math & Science Scholarship	8,276.05		174.14	.....	8,450.19	.....	8,450.19
133 Children's Trust	500,460.66		8,431.93	30,782.41	478,110.18	5.00	478,115.18
14E Washington State Heritage Center	552,377.54		929,641.97	341,643.59	1,140,375.92	429.95	1,140,805.87
14J Ambulatory Surgical Facility	259,291.88		(172,210.09)	87,081.79	.....	.....	.....
14W Reduced Cigarette Ignition Propensity	487,433.67		12,496.69	2,152.49	497,777.87	.....	497,777.87
15A Transitional Housing Oper & Rent	2,786,378.40		.....	205,354.92	2,581,023.48	.....	2,581,023.48
15T Broadband Mapping	.....		.....	.....	.....	.....	.....
15V Funeral and Cemetery	805,734.95		23,885.68	45,036.76	784,583.87	168.00	784,751.87
15W Guaranteed Asset Protection Waiver	18,250.00		.....	.....	18,250.00	.....	18,250.00
163 Worker and Community Right to Know	1,398,932.07		1,468,237.49	157,473.26	2,709,696.30	51.00	2,709,747.30
169 Horse Racing Commission Operating	1,293,671.15		226,175.07	453,930.44	1,065,915.78	1,328.34	1,067,244.12
16B Landscape Architects' License	273,105.56		17,255.00	11,569.97	278,790.59	.....	278,790.59
16E Spec Forest Products Outreach/Education	8,696.62		56.34	.....	8,752.96	.....	8,752.96
16G Universal Vaccine Purchase	9,886,281.63		5,619,628.06	7,234,331.66	8,271,578.03	.....	8,271,578.03
16H Columbia River Salmon/Steelhead Endorsement	1,735,488.51		120,875.25	150,834.26	1,705,529.50	359.44	1,705,888.94
16L Accessible Communities	484,506.24		10,565.74	1,968.19	493,103.79	.....	493,103.79
16N Disabled Veterans Assistance	.....		.....	.....	.....	.....	.....
16T Product Stewardship Programs	389,707.84		.....	6,064.96	383,642.88	.....	383,642.88
17H WA Global Health Technologies Product Development	2.06		.....	.....	2.06	.....	2.06
17L Foreclosure Fairness	1,711,322.71		153,000.00	134,038.72	1,730,283.99	.....	1,730,283.99
17M Individual-Based/Portable Background Check Clearance	271,506.04		26,074.37	30,828.04	266,752.37	738.70	267,491.07
17V Volunteer Firefighters	5,446.00		3,196.67	2,758.00	5,884.67	.....	5,884.67
180 Local Government Administrative Hearings	227,688.01		.....	.....	227,688.01	.....	227,688.01
189 Clarke-McNary	.....		.....	.....	.....	.....	.....
18A Investing In Innovation	244,736.78		.....	8,967.07	235,769.71	.....	235,769.71
18E Educator Certification Processing	1,899,646.98		259,974.85	147,678.94	2,011,942.89	825.23	2,012,768.12
18M Music Matters Awareness	5,455.31		6,453.98	4,195.31	7,713.98	.....	7,713.98
18N Damage Prevention	95,750.00		11,050.00	.....	106,800.00	.....	106,800.00
18R Seattle Sounders FC	5,488.94		4,426.34	.....	9,915.28	.....	9,915.28
190 Forest Fire Protection Assessment	8,654,106.73		(2,494.10)	616,773.46	8,034,839.17	1,061.15	8,035,900.32



# RECEIPTS AND DISBURSEMENTS FOR TREASURER'S TRUST FUNDS

		August 1, 2016	August 2016		August 31, 2016		
		Beginning Book Balance	Plus Receipts	Less Disbursements	Ending Book Balance	Outstanding Warrants	Ending Cash Balance
<b>SPECIAL REVENUE FUNDS (Continued)</b>							
193	State Forest Nursery Revolving	\$ 1,460,875.77	\$ 4,070.28	\$ 211,841.48	\$ 1,253,104.57	\$ 3,350.03	\$ 1,256,454.60
195	Energy	0.27	.....	.....	0.27	.....	0.27
197	Statute Law Committee Publications	786,271.03	2,535.69	40,848.19	747,958.53	54.84	748,013.37
198	Access Road Revolving	5,979,058.88	(1,495.81)	182,300.51	5,795,262.56	7,734.96	5,802,997.52
19B	School for the Blind	987,724.87	293,473.71	169,748.75	1,111,449.83	13,991.55	1,125,441.38
19E	4-H Program	167.00	756.00	280.00	643.00	.....	643.00
19F	Seattle Seahawks	37,039.35	47,042.35	.....	84,081.70	.....	84,081.70
19H	Center for Childhood Deafness and Hearing Loss	340,581.24	41,922.40	(4,500.00)	387,003.64	.....	387,003.64
19M	Seattle University	10,994.66	541.33	.....	11,535.99	.....	11,535.99
19P	Child Rescue	.....	.....	.....	.....	.....	.....
19R	Residential Services and Support	.....	.....	.....	.....	.....	.....
19W	Wolf-Livestock Conflict	295,909.43	.....	4.49	295,904.94	.....	295,904.94
205	Mobile Home Park Relocation	1,575,463.88	48,415.57	8,883.08	1,614,996.37	.....	1,614,996.37
206	Cost of Supervision	751,923.61	121,478.57	28,844.86	844,557.32	1,989.28	846,546.60
209	Regional Fisheries Enhancement Group	1,494,726.83	60,580.14	44,310.68	1,510,996.29	0.80	1,510,997.09
20A	State Flower	1,892.33	1,591.34	1,360.33	2,123.34	.....	2,123.34
20D	CPA Scholarship Transfer	600,000.00	.....	300,000.00	300,000.00	.....	300,000.00
20E	WA Internet Crimes Against Children	.....	.....	.....	.....	.....	.....
20G	Washington Farmers and Ranchers	.....	.....	.....	.....	.....	.....
20K	Licensing & Enforcement System Modernization	313,126.60	91,128.48	3,516.01	400,739.07	5,154.33	405,893.40
20P	Nursing Facility Quality Enhancement	.....	.....	(1,490,177.21)	1,490,177.21	.....	1,490,177.21
20W	Washington Tennis	.....	.....	.....	.....	.....	.....
210	Fire Protection Contractor License	589,821.55	3,881.39	45,748.14	547,954.80	79.90	548,034.70
213	Veterans' Emblem	23,285.45	658.00	0.01	23,943.44	.....	23,943.44
214	Temporary Worker Housing	243,990.37	699.30	1,346.25	243,343.42	.....	243,343.42
219	Air Operating Permit	1,282,059.46	.....	567,561.20	714,498.26	42.67	714,540.93
21A	Washington State Wrestling	.....	.....	.....	.....	.....	.....
21C	Washington Sexual Assault Kit	2,911,000.00	1,475.65	.....	2,912,475.65	.....	2,912,475.65
225	Fingerprint Identification	5,113,671.17	1,168,604.34	1,016,188.98	5,266,086.53	5,143.71	5,271,230.24
259	Coastal Crab	99,907.74	.....	1,180.87	98,726.87	.....	98,726.87
274	Adult Family Home	1,024,165.36	.....	(13,030.67)	1,037,196.03	.....	1,037,196.03
281	Impaired Driving Safety	218,986.02	147,798.00	.....	366,784.02	.....	366,784.02
283	Juvenile Accountability Incentive	66,334.89	44.54	(17,265.23)	83,644.66	.....	83,644.66
294	Sea Cucumber Dive Fishery	.....	.....	.....	.....	.....	.....
295	Sea Urchin Dive Fishery	3.42	.....	.....	3.42	.....	3.42
297	Pipeline Safety	1,679,848.30	885,805.73	185,260.98	2,380,393.05	781.56	2,381,174.61
298	Geologists'	368,786.58	17,184.00	18,202.84	367,767.74	510.00	368,277.74
300	Financial Services Regulation	17,936,756.04	2,294,894.58	4,880,892.58	15,350,758.04	9,152.25	15,359,910.29
320	Puget Sound Crab Pot Buoy Tag	37,737.43	17,108.75	.....	54,846.18	.....	54,846.18
328	Crim Justice Training Commis Firing Range Maintenance	44,178.00	.....	(7,000.00)	51,178.00	.....	51,178.00

# RECEIPTS AND DISBURSEMENTS FOR TREASURER'S TRUST FUNDS

		August 1, 2016	August 2016		August 31, 2016		
		Beginning Book Balance	Plus Receipts	Less Disbursements	Ending Book Balance	Outstanding Warrants	Ending Cash Balance
<b>SPECIAL REVENUE FUNDS (Continued)</b>							
416	Surplus and Donated Food Commodities Revolving	\$ 6,206,809.79	\$ 7,806.98	\$ 496,031.75	\$ 5,718,585.02	\$ 330,840.26	\$ 6,049,425.28
424	Anti-Trust Revolving	4,615,801.27	.....	223,974.55	4,391,826.72	69,326.63	4,461,153.35
480	Financial Education Public-Private Partnership	31,899.82	.....	.....	31,899.82	.....	31,899.82
485	Horse Racing Owners' Bonus/Breeder Awards	385,741.68	84,627.17	.....	470,368.85	.....	470,368.85
495	Toll Collection	14,000,030.10	15,557,213.23	15,675,329.11	13,881,914.22	31,653.26	13,913,567.48
496	Future Teachers Conditional Scholarship	1,944,147.28	24,475.22	22,887.12	1,945,735.38	.....	1,945,735.38
497	Horse Racing Commission Class C Purse Fund	45,521.66	7,347.80	.....	52,869.46	.....	52,869.46
498	Washington State Council of Fire Fighters Benevolent	13,723.03	11,762.34	9,323.99	16,161.38	.....	16,161.38
499	Law Enforcement Memorial	44,742.37	31,642.33	22,066.32	54,318.38	.....	54,318.38
501	Liquor Revolving	24,692,174.82	8,210,509.53	2,748,747.96	30,153,936.39	88,722.42	30,242,658.81
503	Tuition Recovery	3,135,575.42	40,365.81	17,777.93	3,158,163.30	14,878.00	3,173,041.30
515	DNA Data Base	563,240.00	38,496.22	13,740.07	587,996.15	1,414.39	589,410.54
516	Fruit and Vegetable Inspection	6,496,968.81	2,838,655.89	1,532,898.47	7,802,726.23	2,526.72	7,805,252.95
536	Federal Food Service Revolving	2,228,694.13	6,032,993.78	6,070,433.86	2,191,254.05	53,535.88	2,244,789.93
553	Performance Audits of Government	5,899,211.49	1,917,238.11	1,421,192.55	6,395,257.05	1,802.79	6,397,059.84
561	Community Technical College Innovation	11,728,433.76	687,725.98	1,102,191.77	11,313,967.97	.....	11,313,967.97
687	Rural Rehabilitation	244,290.27	126.59	.....	244,416.86	.....	244,416.86
688	Federal Local Rail Service Assistance	77,726.47	48.35	.....	77,774.82	.....	77,774.82
731	Child Care Facility Revolving	1,160,069.30	137,371.95	.....	1,297,441.25	.....	1,297,441.25
732	Nursing Home Civil Penalties	1,223,952.21	.....	(33,000.00)	1,256,952.21	.....	1,256,952.21
746	Hanford Area Economic Investment	61,407.14	5,955.30	61,407.14	5,955.30	.....	5,955.30
749	Governor's Interagency Committee of State Employed Women	51,286.21	3,635.00	1,193.67	53,727.54	.....	53,727.54
761	Basic Health Plan Subscription	250,744.09	.....	.....	250,744.09	.....	250,744.09
763	Center for the Improvement of Student Learning	35,600.68	.....	.....	35,600.68	.....	35,600.68
773	Commission on Higher Ed Prof Student Ex Program	51,200.00	.....	.....	51,200.00	.....	51,200.00
774	University of Washington License Plate	97,267.37	27,993.02	.....	125,260.39	.....	125,260.39
776	Washington State University License Plate	50,225.04	64,099.03	.....	114,324.07	.....	114,324.07
778	Western Washington University License Plate	5,149.68	2,335.66	.....	7,485.34	.....	7,485.34
779	Eastern Washington University License Plate	45,304.10	4,039.00	.....	49,343.10	.....	49,343.10
780	School Zone Safety Account	836,971.99	26,623.81	14,528.26	849,067.54	.....	849,067.54
783	Central Washington University License Plate	3,054.34	1,806.00	.....	4,860.34	.....	4,860.34
784	Miscellaneous Transportation Programs	(23,458,454.88)	28,573,311.78	19,624,157.38	(14,509,300.48)	128,615.91	(14,380,684.57)
786	The Evergreen State College License Plate	8,313.04	492.33	.....	8,805.37	.....	8,805.37
789	Advanced Environmental Mitigation Revolving	576,127.52	6,854.99	.....	582,982.51	.....	582,982.51
816	Stadium and Exhibition Center	39,018,115.22	4,550,462.59	.....	43,568,577.81	.....	43,568,577.81
821	Impaired Physician	272,817.32	138,625.00	152,890.57	258,551.75	1,500.00	260,051.75
823	Livestock Nutrient Management	19,572.53	.....	(500.00)	20,072.53	.....	20,072.53
833	Developmental Disabilities Endowment Trust	1,104,541.29	234,185.38	277,277.03	1,061,449.64	85,657.16	1,147,106.80
834	Capitol Furnishings Preservation Committee	80,161.39	8.38	.....	80,169.77	.....	80,169.77
878	Federal Forest Revolving	3,182.93	1.62	.....	3,184.55	.....	3,184.55

# RECEIPTS AND DISBURSEMENTS FOR TREASURER'S TRUST FUNDS

		August 1, 2016	August 2016		August 31, 2016		
		Beginning Book Balance	Plus Receipts	Less Disbursements	Ending Book Balance	Outstanding Warrants	Ending Cash Balance
<b>SPECIAL REVENUE FUNDS (Continued)</b>							
880	Advance Right-of-Way Revolving	\$ 7,350,180.25	\$ 339,047.53	\$ 3,148.86	\$ 7,686,078.92	\$ 8,785.90	\$ 7,694,864.82
884	Gambling Revolving	6,588,544.14	1,188,189.44	1,047,415.25	6,729,318.33	7,052.90	6,736,371.23
885	Plumbing Certificate	623,962.03	101,857.76	71,538.68	654,281.11	257.45	654,538.56
892	Pressure Systems Safety	790,538.74	207,159.69	165,363.31	832,335.12	1,529.22	833,864.34
<b>TOTAL SPECIAL REVENUE FUNDS</b>		<b>\$ 262,493,518.61</b>	<b>\$ 89,979,973.83</b>	<b>\$ 70,086,126.60</b>	<b>\$ 282,387,365.84</b>	<b>\$ 1,389,373.46</b>	<b>\$ 283,776,739.30</b>
<b>PERMANENT FUNDS</b>							
842	American Indian Scholarship Endowment	\$ 298,220.76	\$ 5,125.11	\$ 4,974.00	\$ 298,371.87	\$ .....	\$ 298,371.87
852	Foster Care Scholarship Endowment	3,642.62	1.84	.....	3,644.46	.....	3,644.46
<b>TOTAL PERMANENT FUNDS</b>		<b>\$ 301,863.38</b>	<b>\$ 5,126.95</b>	<b>\$ 4,974.00</b>	<b>\$ 302,016.33</b>	<b>\$ .....</b>	<b>\$ 302,016.33</b>
<b>ENTERPRISE FUNDS</b>							
413	Municipal Revolving	\$ 7,540,253.16	\$ 3,039,451.24	\$ 2,215,553.69	\$ 8,364,150.71	\$ 6,920.71	\$ 8,371,071.42
442	Legislative Gift Center	55,544.37	27,389.01	8,398.81	74,534.57	154.00	74,688.57
445	Self-Insured Emplryr Overpytm Reimb	862,167.44	26.86	.....	862,194.30	.....	862,194.30
446	Industrial Insurance Rainy Day Fund	.....	.....	.....	.....	.....	.....
449	Certificates of Participation and Other Financing - Local	368,403.69	4,557,614.85	4,512,493.80	413,524.74	.....	413,524.74
463	Washington College Savings Program	.....	.....	.....	.....	.....	.....
470	Imaging	255,414.73	48,165.01	29,736.27	273,843.47	.....	273,843.47
477	Lottery Investment	.....	.....	.....	.....	.....	.....
543	Judicial Information Systems	12,230,247.63	3,434,281.55	1,762,808.69	13,901,720.49	36,262.48	13,937,982.97
544	Pollution Liability Insurance Program Trust	23,167,021.43	2,533,912.57	907,818.13	24,793,115.87	.....	24,793,115.87
545	Heating Oil Pollution Liability Trust	138,768.17	103.68	15,478.19	123,393.66	.....	123,393.66
788	Advanced College Tuition Payment Program	24,980,431.27	40,027,299.76	54,133,863.27	10,873,867.76	12,536,793.30	23,410,661.06
<b>TOTAL ENTERPRISE FUNDS</b>		<b>\$ 69,598,251.89</b>	<b>\$ 53,668,244.53</b>	<b>\$ 63,586,150.85</b>	<b>\$ 59,680,345.57</b>	<b>\$ 12,580,130.49</b>	<b>\$ 72,260,476.06</b>
<b>INTERNAL SERVICE FUNDS</b>							
12V	PEBB Medical Benefits Admin	\$ .....	\$ .....	\$ .....	\$ .....	\$ .....	\$ .....
411	Natural Resources Equipment	5,725,382.42	(8,264.95)	157,898.16	5,559,219.31	13,017.16	5,572,236.47
421	Education Technology Revolving	8,479,090.13	748,101.53	1,328,727.18	7,898,464.48	.....	7,898,464.48
422	General Administration Services	3,681,208.97	37,016,010.93	19,628,267.15	21,068,952.75	181,131.20	21,250,083.95
436	OFM Labor Relations Service	1,748,529.61	747,403.71	445,346.49	2,050,586.83	687.15	2,051,273.98
438	Uniform Dental Plan Benefits Administration	532,767.01	511,483.00	509,592.60	534,657.41	.....	534,657.41
439	Uniform Medical Plan Benefits Administration	3,111,236.59	5,041,206.00	877,320.90	7,275,121.69	.....	7,275,121.69
444	Fish & Wildlife Equipment	435,888.97	83,889.90	43,923.45	475,855.42	.....	475,855.42
453	Minority and Women's Business Enterprises	676,806.85	198,133.00	169,639.03	705,300.82	.....	705,300.82
458	Consolidated Technology Services Revolving	(10,558,140.95)	10,189,931.79	8,960,292.22	(9,328,501.38)	326,768.33	(9,001,733.05)
461	Shared Information Technology System Revolving	(673,164.72)	217,992.05	359,562.33	(814,735.00)	7,812.02	(806,922.98)
466	Statewide Info Tech System Development Revolving	(5,319,623.78)	1,058,037.18	82,842.52	(4,344,429.12)	.....	(4,344,429.12)
471	State Patrol Nonappropriated Airplane Revolving	48,051.72	214,038.00	47,138.32	214,951.40	231.56	215,182.96
472	Statewide Info Tech System Maintenance & Operations Revolving	3,885,615.37	2,526,254.52	2,681,584.77	3,730,285.12	9.32	3,730,294.44

# RECEIPTS AND DISBURSEMENTS FOR TREASURER'S TRUST FUNDS

		August 1, 2016	August 2016		August 31, 2016		
		Beginning Book Balance	Plus Receipts	Less Disbursements	Ending Book Balance	Outstanding Warrants	Ending Cash Balance
<b>INTERNAL SERVICE FUNDS (Continued)</b>							
546	Risk Management	\$ (3,773,355.54)	\$ 5,480,253.72	\$ 333,019.75	\$ 1,373,878.43	\$ .....	\$ 1,373,878.43
547	Liability	31,545,160.98	634.10	3,992,058.39	27,553,736.69	898,876.20	28,452,612.89
721	Public Employees' and Retirees' Insurance	149,437,290.25	154,848,401.21	168,386,052.11	135,899,639.35	1,758,050.05	137,657,689.40
730	Public Employees' and Retirees' Insurance Reserve	143,758,100.52	4,252,840.72	.....	148,010,941.24	.....	148,010,941.24
739	Certificates of Participation and Other Financing - State	450,830.43	78,938,220.06	78,144,065.05	1,244,985.44	6,000.00	1,250,985.44
<b>TOTAL INTERNAL SERVICE FUNDS</b>		<b>\$ 333,191,674.83</b>	<b>\$ 302,064,566.47</b>	<b>\$ 286,147,330.42</b>	<b>\$ 349,108,910.88</b>	<b>\$ 3,192,582.99</b>	<b>\$ 352,301,493.87</b>
<b>PRIVATE PURPOSE FUNDS</b>							
196	Unclaimed Personal Property	\$ 812,609.08	\$ 6,814,494.09	\$ 6,340,822.11	\$ 1,286,281.06	\$ 5,975,502.56	\$ 7,261,783.62
738	Department of Social and Health Services Trust	53,654.52	.....	.....	53,654.52	.....	53,654.52
799	WA Achieving a Better Life Experience Program	.....	.....	.....	.....	.....	.....
<b>TOTAL PRIVATE PURPOSE FUNDS</b>		<b>\$ 866,263.60</b>	<b>\$ 6,814,494.09</b>	<b>\$ 6,340,822.11</b>	<b>\$ 1,339,935.58</b>	<b>\$ 5,975,502.56</b>	<b>\$ 7,315,438.14</b>
<b>PENSION TRUST FUNDS</b>							
838	LEOFF Retirement System Benefits Improvement	\$ .....	\$ .....	\$ .....	\$ .....	\$ .....	\$ .....
<b>TOTAL PENSION TRUST FUNDS</b>		<b>\$ .....</b>	<b>\$ .....</b>	<b>\$ .....</b>	<b>\$ .....</b>	<b>\$ .....</b>	<b>\$ .....</b>
<b>AGENCY FUNDS</b>							
16C	Real Estate/Property Tax Admin Assistance	\$ 63,247.50	\$ 69,432.86	\$ 63,247.50	\$ 69,432.86	\$ .....	\$ 69,432.86
17A	County Enhanced 911 Excise Tax	5,778,106.71	5,846,593.80	5,782,330.90	5,842,369.61	.....	5,842,369.61
525	Washington State Combined Fund Drive	338,859.23	323,827.90	19.78	662,667.35	15,821.66	678,489.01
660	Natural Resources Deposit	15,574,132.80	30,393,592.51	28,621,556.61	17,346,168.70	521,590.14	17,867,758.84
734	Centennial Document Preservation and Modernization	316,663.80	292,685.62	46,022.01	563,327.41	.....	563,327.41
737	High Occupancy Vehicle	.....	.....	.....	.....	.....	.....
757	Maritime Historic Restoration and Preservation	3,002.83	806.00	.....	3,808.83	.....	3,808.83
797	Local Tourism Promotion	1,343,585.74	1,421,358.25	1,376,621.26	1,388,322.73	.....	1,388,322.73
<b>TOTAL AGENCY FUNDS</b>		<b>\$ 23,417,598.61</b>	<b>\$ 38,348,296.94</b>	<b>\$ 35,889,798.06</b>	<b>\$ 25,876,097.49</b>	<b>\$ 537,411.80</b>	<b>\$ 26,413,509.29</b>
<b>TOTAL TREASURER'S TRUST FUNDS</b>		<b>\$ 749,299,481.20</b>	<b>\$ 491,747,696.62</b>	<b>\$ 466,537,550.76</b>	<b>\$ 774,509,627.06</b>	<b>\$ 23,734,975.66</b>	<b>\$ 798,244,602.72</b>

# INVESTMENT STATEMENT & INVESTMENT INTEREST INCOME AND CAPITAL GAINS

## INVESTMENT STATEMENT

Fund / Account	August 1, 2016	Purchased	Maturities & Sales	Amortization	August 31, 2016
<b>Treasury &amp; Treasurer's Trust</b>					
Investments (trade date basis)	\$ 5,937,856,068.68	\$ 2,759,818,802.64	\$ 2,978,854,089.09	\$ (97,122.87)	\$ 5,718,723,659.36
Reverse Repurchase Agreements	.....	.....	.....	.....	.....
Purchased Accrued Interest	992,826.90	219,110.31	558,652.63	.....	653,284.58
<b>Total Treasury &amp; Treasurer's Trust</b>	<b>\$ 5,938,848,895.58</b>	<b>\$ 2,760,037,912.95</b>	<b>\$ 2,979,412,741.72</b>	<b>\$ (97,122.87)</b>	<b>\$ 5,719,376,943.94</b>
<b>Local Government Investment Pool</b>					
Investments (trade date basis)	\$ 12,181,242,199.21	\$ 41,154,912,280.69	\$ 41,067,136,600.59	\$ 1,605,281.20	\$ 12,270,623,160.51
Reverse Repurchase Agreements	.....	.....	.....	.....	.....
Purchased Accrued Interest	36,944.54	1,322.22	15,694.54	.....	22,572.22
<b>Total Local Government Investment Pool</b>	<b>\$ 12,181,279,143.75</b>	<b>\$ 41,154,913,602.91</b>	<b>\$ 41,067,152,295.13</b>	<b>\$ 1,605,281.20</b>	<b>\$ 12,270,645,732.73</b>
<b>Total All Accounts</b>	<b>\$ 18,120,128,039.33</b>	<b>\$ 43,914,951,515.86</b>	<b>\$ 44,046,565,036.85</b>	<b>\$ 1,508,158.33</b>	<b>\$ 17,990,022,676.67</b>

## INVESTMENT INTEREST INCOME AND CAPITAL GAINS CURRENT MONTH AND FISCAL YEAR TO DATE COMPARISON

Fund / Account	August 2016	August 2015	Fiscal Year 2017	Fiscal Year 2016
<b>Treasury &amp; Treasurer's Trust</b>				
Cash	\$ 5,118,326.14	\$ 2,165,461.53	\$ 7,881,932.69	\$ 4,662,807.25
Custody Bank Fees	(4,590.13)	(4,584.13)	(9,206.02)	(9,199.87)
Other Bank Fees	(3,018.63)	(11,020.36)	(13,024.94)	(20,426.62)
Amortization	(97,122.87)	168,786.39	(161,845.67)	739,960.25
Accrued Interest	(1,095,112.90)	991,151.22	394,401.93	1,666,913.06
Gains and Losses	2,753,317.60	229,627.99	5,928,900.68	408,989.61
<b>Total Treasury &amp; Treasurer's Trust</b>	<b>\$ 6,671,799.21</b>	<b>\$ 3,539,422.64</b>	<b>\$ 14,021,158.67</b>	<b>\$ 7,449,043.68</b>
<b>Local Government Investment Pool</b>				
Cash	\$ 3,078,466.46	\$ 726,007.73	\$ 5,812,413.60	\$ 1,503,563.48
Amortization	1,605,281.20	407,608.44	3,491,329.34	905,347.27
Accrued Interest	(89,597.91)	145,664.91	(50,838.26)	36,155.47
Gains and Losses	332,424.41	42,450.26	784,721.18	150,375.13
<b>Total Local Government Investment Pool</b>	<b>\$ 4,926,574.16</b>	<b>\$ 1,321,731.34</b>	<b>\$ 10,037,625.86</b>	<b>\$ 2,595,441.35</b>
<b>Total All Accounts</b>	<b>\$ 11,598,373.37</b>	<b>\$ 4,861,153.98</b>	<b>\$ 24,058,784.53</b>	<b>\$ 10,044,485.03</b>



JAMES L. McINTIRE  
STATE TREASURER  
PO BOX 40200  
OLYMPIA WA 98504-0200

---

