



**Washington State
Treasurer's
Monthly Report**

September 2014



**JAMES L. McINTIRE
State Treasurer**

In accordance with the Americans with Disabilities Act, this publication will be made available in alternate formats upon request to the Office of the State Treasurer, Legislative Building, 2nd Floor, Olympia, Washington 98504-0200, telephone (360) 902-9000, fax (360) 902-9037 or TTY Users Call: 7-1-1.
Web Site: <http://tre.wa.gov>.

TABLE OF CONTENTS

	<i>Page</i>
State Treasurer’s Letter	1
General Fund	2
Treasury, Treasurer’s Trust and Local Government Investment Pool Flow Chart	3
Treasury & Treasurer’s Trust, Treasury and Treasurer’s Trust Charts	4
General Fund and Local Government Investment Pool Charts	5
Receipts and Disbursements for the State Treasury	6
Receipts and Disbursements for Trust Funds	16
Investment Statement & Investment Interest Income and Capital Gains	23



JAMES L. McINTIRE,
State Treasurer

State of Washington
Office of the Treasurer
Legislative Building
P.O. Box 40200
Olympia, Washington 98504-0200

(360) 902-9000 • TTY 7-1-1
FAX (360) 902-9037
Home Page <http://tre.wa.gov>

Fellow Washingtonians,

I am pleased to report on the operations of the Office of the State Treasurer for the month of September 2014. At the close of the month, the Treasury & Treasurer's Trust book balance was \$4.2 billion with investment earnings distributed for the month of \$2.0 million.

Sincerely,

A handwritten signature in cursive script that reads "James L. McIntire".

James L McIntire
Washington State Treasurer

GENERAL FUND

GENERAL FUND CURRENT MONTH AND FISCAL YEAR TO DATE COMPARISON (In Millions)

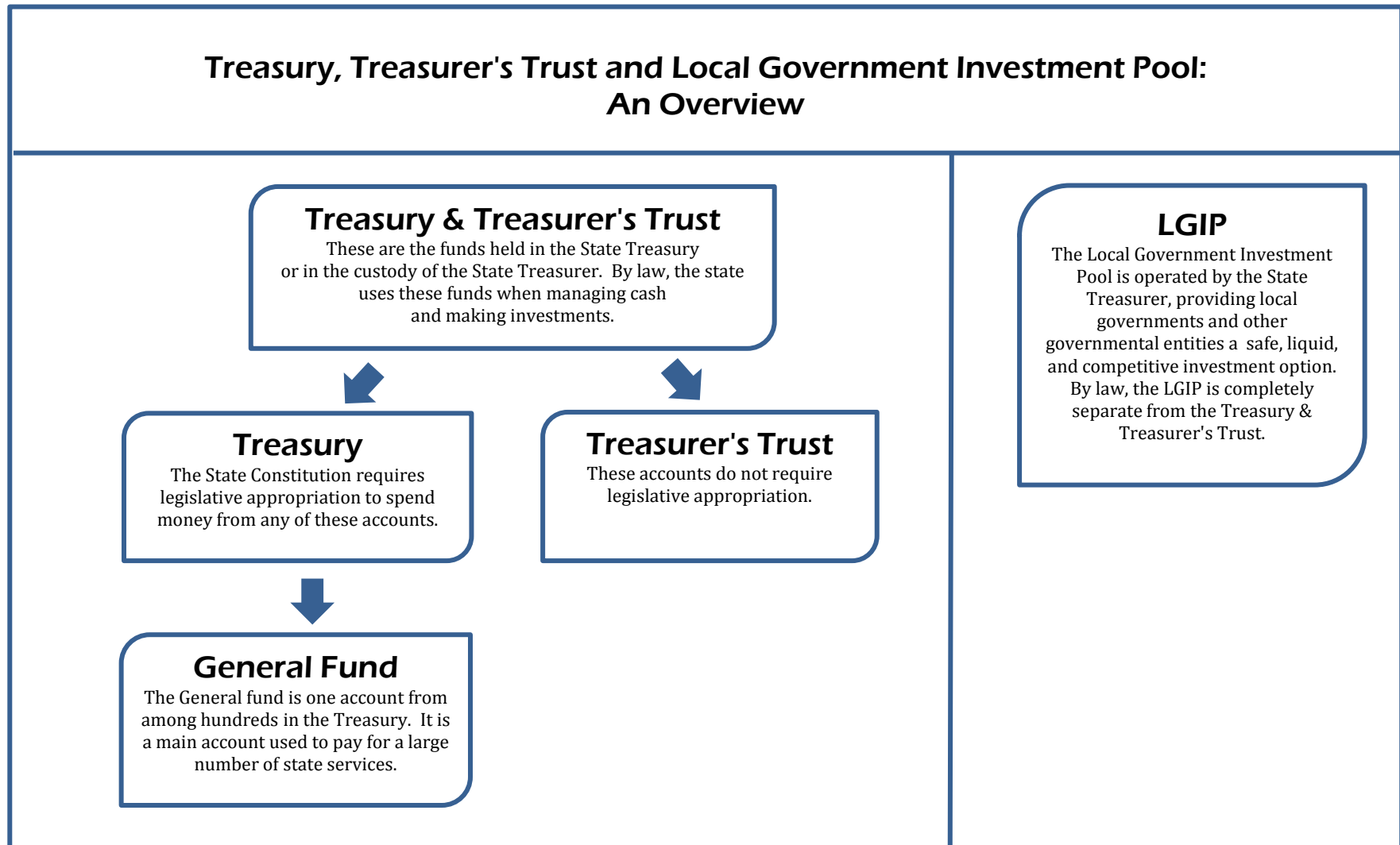
	Month of September		Fiscal Year to Date	
	2014	2013	2015	2014
Beginning Book Balance	\$ (735.433)	\$ (914.323)	\$ 401.227	\$ 178.568
Cash Revenue	2,371.824	1,859.590	6,452.224	4,814.119
Other Cash Receipts	410.527	291.879	1,738.195	1,805.680
Total Cash Receipts	\$ 2,782.351	\$ 2,151.469	\$ 8,190.419	\$ 6,619.799
Total Cash Disbursements	\$ 2,758.609	\$ 2,189.315	\$ 9,303.337	\$ 7,750.536
Ending Book Balance	\$ (711.691)	\$ (952.169)	\$ (711.691)	\$ (952.169)
Cash Revenue				
Bond Retirement & Interest	\$ 0.000	\$ 0.000	\$ (0.146)	\$ (0.140)
Secretary of State	2.302	2.085	6.949	6.600
Department of Revenue:				
Retail Sales Tax	690.462	639.093	2,090.544	1,863.052
Business & Occupation Tax	279.468	280.434	883.451	838.494
Compensating Tax	53.787	37.307	155.915	132.910
Cigarette Tax	40.702	30.251	108.123	75.827
Public Utility Tax	27.580	28.392	86.963	81.542
Various Other Revenue	38.284	39.760	114.740	112.985
Insurance Commission	105.220	104.531	132.874	112.271
Liquor Control Board	21.774	43.471	21.989	43.471
Department of Licensing:				
Excise Tax – Other	0.014	0.014	0.043	0.043
Various Other Revenue	0.572	0.493	4.805	5.177
Department of Social & Health Services	11.771	12.624	34.074	32.923
Universities & Colleges	0.000	0.000	0.000	(0.001)
Treasurer's Transfers	0.550	0.000	(47.717)	(53.003)
Counties:				
Property Tax	9.383	10.797	29.331	33.000
Real Estate Excise Tax	64.677	50.906	198.864	181.262
Various Other Revenue	4.722	4.945	14.869	15.113
Federal Grants-In-Aid (All Agencies)	1,005.481	577.057	2,514.287	1,254.665
Revenues Distributed to Local Governments	(0.258)	(0.271)	(0.759)	(0.762)
Other Agencies' Cash Revenue	15.333	(2.299)	103.025	78.690
Total Cash Revenue	\$ 2,371.824	\$ 1,859.590	\$ 6,452.224	\$ 4,814.119

Source: Agency Financial Reporting System (AFRS).

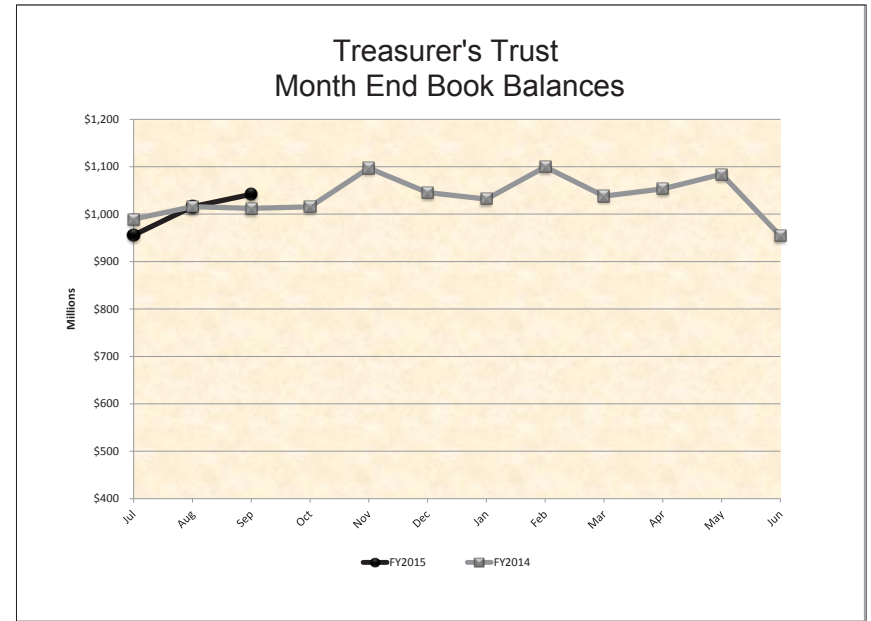
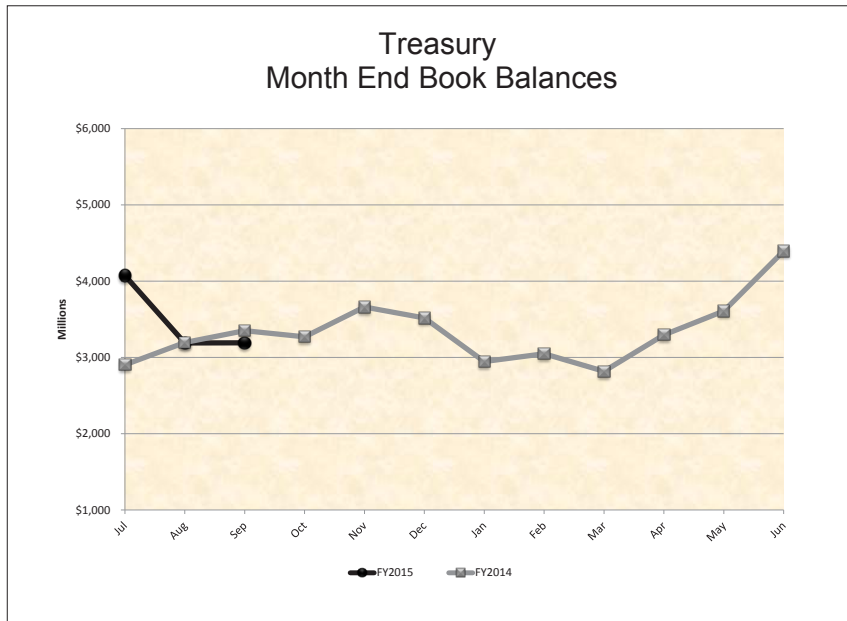
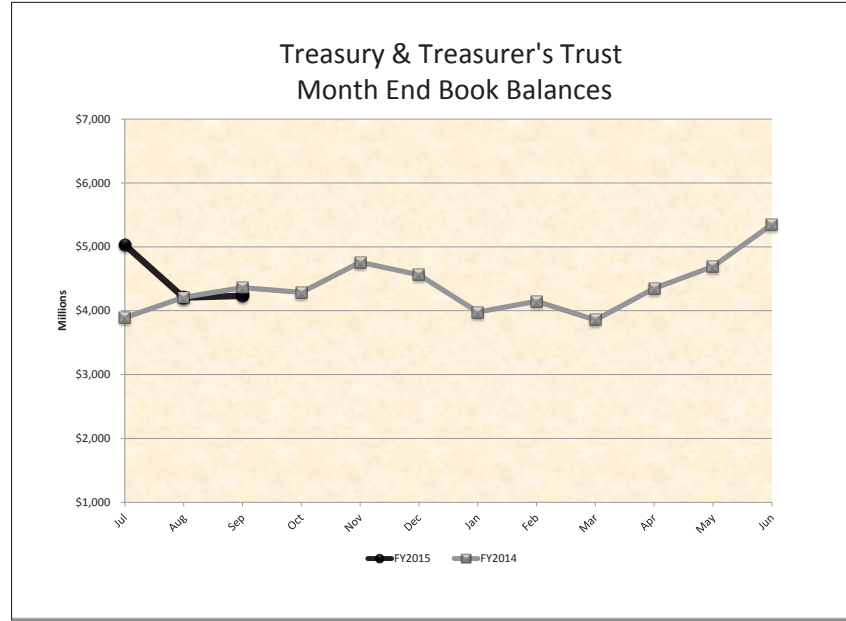
TREASURY, TREASURER'S TRUST AND LGIP FLOW CHART

The State Treasurer is charged with the cash management of public funds, which includes two categories of state funds and accounts: (1) funds and accounts located in the state treasury, which are subject to legislative appropriation; and (2) Treasurer's trust funds, which are accounts placed in the custody of the State Treasurer, and not typically subject to legislative appropriation. Funds within these accounts are comingled for investment and cash management purposes.

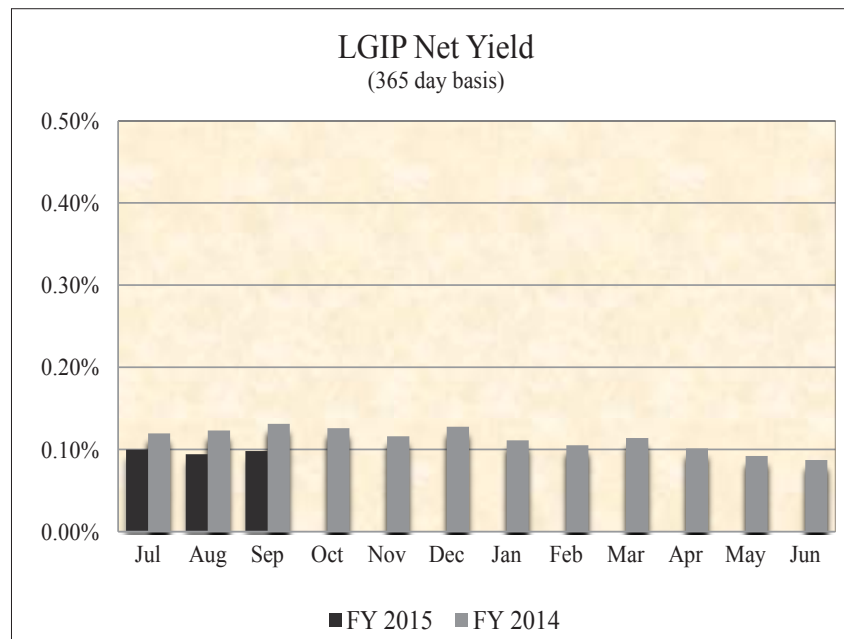
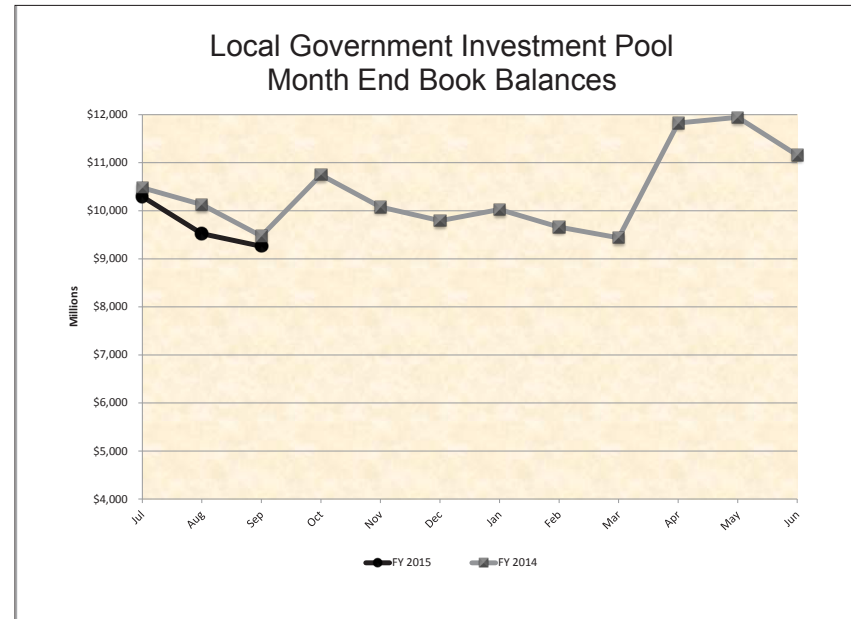
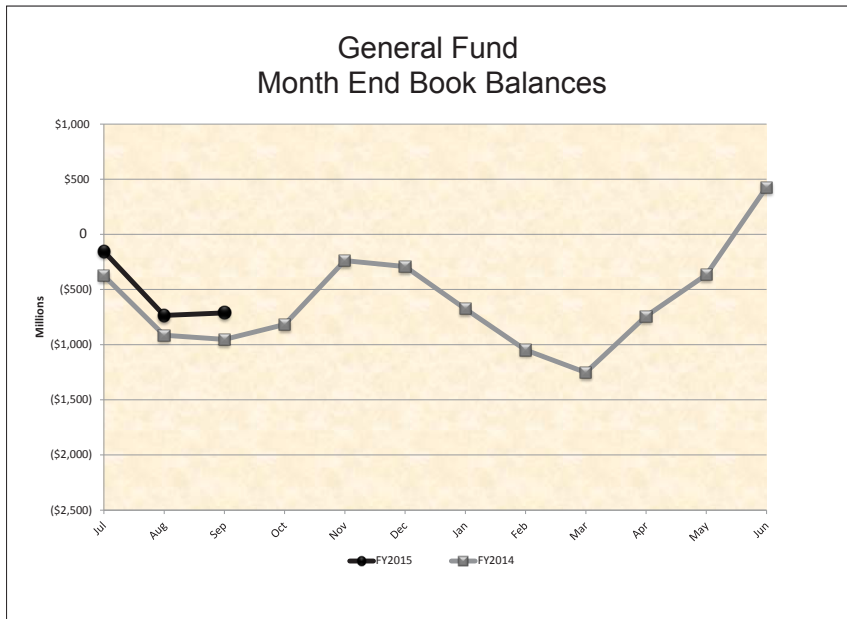
This flow chart describes the structure of the Treasury and Treasurer's Trust Accounts. Month end balances of these accounts are shown on pages 4 and 5.



TREASURY & TREASURER'S TRUST AND TREASURY AND TREASURER'S TRUST CHART



GENERAL FUND AND LOCAL GOVERNMENT INVESTMENT POOL CHARTS



RECEIPTS AND DISBURSEMENTS FOR TREASURY FUNDS

	September 1, 2014	September 2014		September 30, 2014		
	Beginning Book Balance	Plus Receipts	Less Disbursements	Ending Book Balance	Outstanding Warrants	Ending Cash Balance
GENERAL FUND						
001 General	\$ (735,432,774.01)	\$ 2,782,350,933.45	\$ 2,758,608,974.47	\$ (711,690,815.03)	\$ 22,545,993.90	\$ (689,144,821.13)
018 Millersylvania Park Current	5,210.50	5,210.50	5,210.50
01E Geothermal	159.89	159.89	159.89
01N Institutional Impact	19,144.72	19,144.72	19,144.72
02P Flood Control Assistance	2,405,447.29	(3,183.47)	2,408,630.76	2.50	2,408,633.26
031 State Investment Board Expense	2,719,378.66	1,272,267.10	1,304,862.13	2,686,783.63	52,282.60	2,739,066.23
032 State Emergency Water Projects Revolving	221,616.92	221,616.92	221,616.92
03A Excess Earnings
03L County Criminal Justice Assistance	2,622,237.63	537.99	199,786.95	2,422,988.67	5,516.14	2,428,504.81
03M Municipal Criminal Justice Assistance	468,654.22	114.01	99,037.30	369,730.93	21,148.57	390,879.50
04L Public Health Services	6.11	6.11	6.11
051 State and Local Improvements Revolving	613,979.80	613,979.80	613,979.80
055 State & Local Improve Revolving (Waste Disp Facilities, 1980)	95,457.82	95,457.82	95,457.82
05C Criminal Justice Treatment	7,940,917.15	4,197.12	572,416.29	7,372,697.98	20,416.57	7,393,114.55
05M Tourism Development and Promotion
070 Outdoor Recreation	4,817,113.45	194.20	777,361.13	4,039,946.52	152.80	4,040,099.32
072 State & Local Improve Revolving (Water Supply Facilities)	875,553.65	419.15	875,134.50	875,134.50
09C Farmlands Preservation	2,528,436.84	11,339.15	2,517,097.69	546.92	2,517,644.61
09G Riparian Protection	2,258,264.24	122,285.28	2,135,978.96	2,135,978.96
09R Economic Development Strategic Reserve	2,970,847.24	678,801.15	2,292,046.09	2,292,046.09
10K Veterans Innovation Program	103,740.40	103,740.40	103,740.40
10P Columbia River Basin Water Supply Development	12,634,785.17	2,794.77	1,656,872.77	10,980,707.17	10,980,707.17
10R Energy Freedom	1,244,485.64	235.70	1,244,721.34	1,244,721.34
10T Hood Canal Aquatic Rehabilitation Bond	(2,541.81)	(2,541.81)	(2,541.81)
11F Reinvesting in Youth	220,181.95	140,519.51	79,662.44	79,662.44
11N Heritage Barn Preservation
11W Water Quality Capital	109,593.36	109,593.36	109,593.36
125 Site Closure	26,634,536.70	8,281.60	59,470.14	26,583,348.16	26,583,348.16
12B Green Energy Incentive
12J Boating Activities	10,000.00	10,000.00	10,000.00
12K Puget Sound Scientific Research
12R Independent Youth Housing
12W Veterans Conservation Corps	1,191.31	1,191.31
14B Budget Stabilization	414,658,331.09	78,535.02	414,736,866.11	414,736,866.11
14C Puget Sound Recovery
14G Ballast Water Management
14H Community Preservation & Development Auth	8,750.00	8,750.00	8,750.00
14L Streamlined Sales & Use Tax Mitigation	25,965,645.53	(24,894.57)	5,828,023.95	20,112,727.01	20,112,727.01
15C WA Community Tech Opportunity
15F Local Public Safety Enhancement

RECEIPTS AND DISBURSEMENTS FOR TREASURY FUNDS

	September 1, 2014	September 2014		September 30, 2014		
	Beginning Book Balance	Plus Receipts	Less Disbursements	Ending Book Balance	Outstanding Warrants	Ending Cash Balance
GENERAL FUND (Continued)						
15J Building Communities	\$	\$	\$	\$	\$	\$
15K Columbia River Water Delivery	16,173.66	16,173.66	16,173.66
15R Evergreen Job Training
16V Water Rights Processing	45,732.57	4.56	45,728.01	45,728.01
177 Judicial Retirement Administrative
17B Home Visiting Services	4,391,129.92	213,420.93	2,370,946.51	2,233,604.34	98.56	2,233,702.90
17C Opportunity Express Account	62,171.42	62,171.42	62,171.42
17E State Efficiency and Restructuring
17F Washington Opportunity Pathways	4,099,555.43	4,597,783.50	(498,228.07)	(498,228.07)
17K Basic Health Plan Stabilization
18B Columbia River Basin Tax Bond Water Supply Development	14,385,955.24	2,724.66	267,424.47	14,121,255.43	14,121,255.43
18H Opportunity Expansion	4,009,795.32	4,009,795.32	4,009,795.32
18K 24/7 Sobriety	853.25	17.25	870.50	870.50
18T Child and Family Reinvestment	1,336,801.63	167.39	4,728.25	1,332,240.77	1,103.34	1,333,344.11
19K Yakima Integrated Plan Implementation
19L Charter Schools Oversight	2,642.52	2,642.52	2,642.52
19N Diesel Idle Reduction
20C Yakima Integrated Plan Implementation Taxable Bond
244 Habitat Conservation	5,542,549.24	2,113.60	1,576,606.81	3,968,056.03	3,968,056.03
253 Education Construction	7,058,041.24	1,336.77	7,059,378.01	7,059,378.01
285 Growth Management Planning and Environmental Review
291 Education Savings
355 State Taxable Building Construction	50,409,730.59	248,804.26	12,039,642.78	38,618,892.07	131,571.73	38,750,463.80
359 School Constr & Skill Ctrs Bldg	656,326.19	656,326.19	656,326.19
489 Pension Funding Stabilization
548 LEOFF System Plan 2 Expense	46,774.15	102,737.59	112,701.51	36,810.23	36,810.23
563 Columbia River Crossing Project
565 Yakima Integrated Plan Implementation Revenue Recovery
828 Tobacco Prevention and Control	1,891,801.14	359.41	14,125.00	1,878,035.55	1,878,035.55
830 Agricultural College Trust Management	1,458,365.35	1,193.39	59,804.50	1,399,754.24	84.70	1,399,838.94
TOTAL GENERAL FUND	\$ (127,869,892.20)	\$ 2,784,268,714.16	\$ 2,791,101,945.10	\$ (134,703,123.14)	\$ 22,778,918.33	\$ (111,924,204.81)
SPECIAL REVENUE FUNDS						
002 Hospital Data Collection	\$ 57,205.45	\$	\$ 11,769.24	\$ 45,436.21	\$	\$ 45,436.21
003 Architects' License	798,561.30	36,144.82	28,022.09	806,684.03	266.00	806,950.03
007 Winter Recreational Program	1,275,236.97	7,443.64	22,003.78	1,260,676.83	288.92	1,260,965.75
014 Forest Development	11,866,429.11	10,790.24	(702,117.22)	12,579,336.57	58,193.60	12,637,530.17
01B ORV & Non-Highway Vehicle Account	642,567.14	228,914.80	142,392.81	729,089.13	111.82	729,200.95
01M Snowmobile	1,971,146.78	184,047.97	31,388.72	2,123,806.03	509.44	2,124,315.47
024 Professional Engineers'	2,223,952.12	175,996.27	106,069.35	2,293,879.04	1,174.00	2,295,053.04

RECEIPTS AND DISBURSEMENTS FOR TREASURY FUNDS

	September 1, 2014		September 2014		September 30, 2014		
	Beginning Book Balance		Plus Receipts	Less Disbursements	Ending Book Balance	Outstanding Warrants	Ending Cash Balance
SPECIAL REVENUE FUNDS (Continued)							
026 Real Estate Commission	\$ 4,619,566.26	\$	328,907.43	\$ 350,175.99	\$ 4,598,297.70	\$ 4,364.09	\$ 4,602,661.79
027 Reclamation	3,489,811.74		108,988.48	8,371.43	3,590,428.79	1,122.24	3,591,551.03
02A Surveys and Maps	896,753.17		35,546.52	27,672.37	904,627.32	8.68	904,636.00
02G Health Professions	31,010,942.76		4,580,565.17	4,019,519.07	31,571,988.86	38,844.34	31,610,833.20
02H Business Enterprises Revolving	789,354.88		102,865.39	91,990.82	800,229.45	11,024.63	811,254.08
02J Certified Public Accountants'	3,915,208.92		60,996.36	147,630.94	3,828,574.34	660.00	3,829,234.34
02K Death Investigations	4,930,361.71		264,124.81	606,163.77	4,588,322.75	12,515.11	4,600,837.86
02M Essential Rail Assistance	353,620.88		8,583.96	362,204.84	362,204.84
02N Parkland Acquisition	226,595.60		226,595.60	226,595.60
02R Aquatic Lands Enhancement	13,080,950.20		474.33	482,391.10	12,599,033.43	49,597.39	12,648,630.82
02W Timber Tax Distribution	716,457.47		123,526.09	208,336.76	631,646.80	22,222.18	653,868.98
030 Landowner Contingency Forest Fire Suppression	3,681,564.74		7.04	21,740.27	3,659,831.51	3,659,831.51
039 Aeronautics	3,624,920.17		450,706.93	292,150.88	3,783,476.22	56,686.17	3,840,162.39
03B Asbestos	869,365.79		25,723.41	18,592.19	876,497.01	960.60	877,457.61
03C Emergency Medical Services and Trauma Care System Trust	6,043,563.78		1,028,876.91	32,858.90	7,039,581.79	6,575.50	7,046,157.29
03F Enhanced 911	16,027,226.92		2,840,125.45	2,599,588.49	16,267,763.88	148,393.91	16,416,157.79
03N Business License	7,064,385.22		1,425,306.73	1,187,108.07	7,302,583.88	48,116.70	7,350,700.58
03P Fire Service Trust	354,981.51		65.00	3,523.35	351,523.16	35.00	351,558.16
03R Safe Drinking Water	3,097,883.57		84,228.99	130,610.72	3,051,501.84	265.33	3,051,767.17
041 Resource Management Cost	44,242,388.19		22,618.75	72,020.65	44,192,986.29	275,315.80	44,468,302.09
042 Charitable, Educational, Penal, and Reformatory Institutions	4,746,339.95		962.46	189,182.97	4,558,119.44	4,558,119.44
044 Waste Reduction, Recycling, and Litter Control	1,368,777.54		494,765.33	236,925.68	1,626,617.19	878.85	1,627,496.04
045 State Vehicle Parking	1,240,126.00		267,431.54	85,819.02	1,421,738.52	13.50	1,421,752.02
048 Marine Fuel Tax Refund	323,582.36		5,610.10	5,935.77	323,256.69	2,476.01	325,732.70
04E Uniform Commercial Code	2,150,260.48		65,855.00	65,703.40	2,150,412.08	52.00	2,150,464.08
04H Surface Mining Reclamation	1,113,941.58		7.94	(98,982.93)	1,212,932.45	601.98	1,213,534.43
04M Recreational Fisheries Enhancement	1,233,987.06		120,570.32	78,268.64	1,276,288.74	282.74	1,276,571.48
04R Drinking Water Assistance	(440,068.67)		9,483,896.40	509,012.75	8,534,814.98	38.44	8,534,853.42
04V Vehicle License Fraud	69,883.43		8,157.61	15,680.98	62,360.06	62,360.06
04W Waterworks Operator Certification	1,225,854.43		33,984.05	31,256.91	1,228,581.57	554.10	1,229,135.67
058 Public Works Assistance	19,146,027.72		1,254,956.89	307,870.58	20,093,114.03	164.99	20,093,279.02
05H Disaster Response	18,526,191.36		(579,005.85)	3,619,307.58	14,327,877.93	158,163.58	14,486,041.51
05R Drinking Water Assistance Administrative	4,943,224.00		935.07	5,974.68	4,938,184.39	4,938,184.39
05W State Drought Preparedness	605,475.86		5,727.44	611,203.30	611,203.30
06A Salmon Recovery	9,400.65		9,400.65	9,400.65
06G Real Estate Appraiser Commission	541,810.00		56,484.36	60,103.87	538,190.49	200.00	538,390.49
06K Lead Paint	60,416.10		3,660.00	26.76	64,049.34	64,049.34
06L Business and Professions	4,486,282.28		743,354.22	460,092.79	4,769,543.71	9,848.08	4,779,391.79
06R Real Estate Research	986,852.59		13,010.00	219.00	999,643.59	999,643.59
06T License Plate Technology	496,497.45		120,717.89	21.83	617,193.51	14.81	617,208.32

RECEIPTS AND DISBURSEMENTS FOR TREASURY FUNDS

	September 1, 2014	September 2014		September 30, 2014		
	Beginning Book Balance	Plus Receipts	Less Disbursements	Ending Book Balance	Outstanding Warrants	Ending Cash Balance
SPECIAL REVENUE FUNDS (Continued)						
071 Warm Water Game Fish	\$ 522,988.56	\$ 104,858.08	\$ 123,877.19	\$ 503,969.45	\$ 642.79	\$ 504,612.24
07C Vessel Response	198,002.78	500.00	198,502.78	198,502.78
07R Drinking Water Assistance Repayment	80,461,050.80	1,155,386.84	4,023,737.18	77,592,700.46	4,646.68	77,597,347.14
07W Domestic Violence Prevention	888,622.18	50,142.91	49,714.75	889,050.34	7,310.71	896,361.05
080 Grade Crossing Protective	514,023.01	99.74	514,122.75	514,122.75
081 State Patrol Highway	32,771,056.37	15,411,117.78	15,054,301.99	33,127,872.16	84,836.27	33,212,708.43
082 Motorcycle Safety Education	1,250,942.12	96,266.20	199,117.61	1,148,090.71	12,006.30	1,160,097.01
084 Building Code Council	272,108.39	22,481.29	46,132.76	248,456.92	1,104.48	249,561.40
086 Fire Service Training	7,189,034.56	21,454.16	362,978.06	6,847,510.66	5,585.30	6,853,095.96
087 Park Land Trust Revolving	1,690,297.20	189,420.73	(2,270.50)	1,881,988.43	32.41	1,882,020.84
08A Education Legacy Trust	71,770,992.44	17,924,920.70	10,515,181.60	79,180,731.54	872,574.56	80,053,306.10
08G Flexible Spending Administrative	2,676,282.68	294.00	48,841.28	2,627,735.40	2,627,735.40
08H Military Department Rental and Lease	1,043,692.04	33,971.50	7,739.71	1,069,923.83	218.50	1,070,142.33
08K Problem Gambling	178,718.74	38,662.58	40,447.89	176,933.43	176,933.43
08M Small City Pavement and Sidewalk	1,774,482.61	86,440.48	51,830.03	1,809,093.06	1,809,093.06
08R Waste Tire Removal	4,374,942.60	314,502.40	28,154.56	4,661,290.44	4,661,290.44
094 Transportation Infrastructure	8,620,863.07	1,656.97	353,922.67	8,268,597.37	8,268,597.37
095 Electrical License	9,256,057.49	1,690,866.29	1,716,885.89	9,230,037.89	14,444.71	9,244,482.60
096 Highway Infrastructure	2,384,513.90	451.62	2,384,965.52	2,384,965.52
097 Recreational Vehicle	2,143,665.77	51,199.02	3.00	2,194,861.79	2,194,861.79
099 Puget Sound Capital Construction	12,060,013.04	2,995,115.93	3,204,115.29	11,851,013.68	2,048.84	11,853,062.52
09E Freight Mobility Investment	11,855,666.26	2,245.43	11,857,911.69	11,857,911.69
09F High-Occupancy Toll Lanes Operations	2,152,990.88	397.83	(87,708.49)	2,241,097.20	27.87	2,241,125.07
09H Transportation Partnership	320,232,759.68	13,784,338.66	48,150,057.28	285,867,041.06	966,305.56	286,833,346.62
09M Aquatic Invasive Species Enforcement	404,249.87	3,644.30	17,452.28	390,441.89	390,441.89
09N Aquatic Invasive Species Prevention	360,251.42	10,926.85	47,769.80	323,408.47	84.32	323,492.79
09P City-County Assistance	2,207,201.65	1,003,965.51	3,210,949.06	218.10	127.41	345.51
09T Washington Main Street Trust Fund	70,601.81	70,601.81	70,601.81
102 Rural Arterial Trust	19,129,543.07	1,699,752.09	548,308.83	20,280,986.33	2,491.31	20,283,477.64
104 State Wildlife	28,269,505.42	4,478,430.76	4,335,484.78	28,412,451.40	156,680.48	28,569,131.88
106 Highway Safety	19,514,875.91	12,744,298.06	8,113,396.86	24,145,777.11	235,670.01	24,381,447.12
107 Liquor Excise Tax	3,380,026.98	1,650,358.54	5,030,385.52	5,030,385.52
108 Motor Vehicle	159,633,946.88	138,460,460.46	150,085,967.81	148,008,439.53	3,073,393.36	151,081,832.89
109 Puget Sound Ferry Operations	47,677,538.07	20,087,494.12	20,416,105.89	47,348,926.30	234,634.75	47,583,561.05
10A Aquatic Algae Control	317,993.12	7,278.76	6,958.64	318,313.24	318,313.24
10B Home Security Fund	4,731,717.71	1,395,673.47	1,120,619.28	5,006,771.90	785.40	5,007,557.30
10G Water Rights Tracking System	297,019.64	297,019.64	297,019.64
10H Job Development
110 Special Wildlife	3,689,756.99	3,888.07	61,648.35	3,631,996.71	2,741.73	3,634,738.44
111 Public Service Revolving	16,621,244.94	(41,292.56)	1,467,264.85	15,112,687.53	13,765.74	15,126,453.27

RECEIPTS AND DISBURSEMENTS FOR TREASURY FUNDS

	September 1, 2014		September 2014		September 30, 2014		
	Beginning Book Balance		Plus Receipts	Less Disbursements	Ending Book Balance	Outstanding Warrants	Ending Cash Balance
SPECIAL REVENUE FUNDS (Continued)							
113 Common School Construction	\$ 49,443,332.08		\$ 620,961.63	\$ 9,224,525.37	\$ 40,839,768.34	\$ 80.00	\$ 40,839,848.34
116 Basic Data	45,220.00				45,220.00		45,220.00
119 Unemployment Compensation Administration	(485,595.95)		12,133,693.43	11,541,526.21	106,571.27	321,545.58	428,116.85
11B Regional Mobility Grant Program	22,887,519.45		5,004,456.18	656,472.68	27,235,502.95		27,235,502.95
11E Freight Mobility Multimodal	7,881,620.94		1,492.77		7,883,113.71		7,883,113.71
11H Forest and Fish Support	4,629,551.40		408,232.51	37,189.52	5,000,594.39		5,000,594.39
11K Washington Auto Theft Prevention Authority	2,027,361.67		561,705.47	1,829,144.42	759,922.72	63.84	759,986.56
120 Administrative Contingency	8,295,541.34		12,461,938.37	553,953.44	20,203,526.27	555.00	20,204,081.27
12C Affordable Housing For All	6,548,071.38		338,354.94	203,855.17	6,682,571.15		6,682,571.15
12M Charitable Organization Education	919,216.64		24,970.00	7,937.63	936,249.01		936,249.01
12T Traumatic Brain Injury	2,055,228.49		109,540.72	69,683.47	2,095,085.74	2,600.89	2,097,686.63
134 Employment Services Administrative	7,290,007.01		12,661,293.99	484,768.88	19,466,532.12	935.43	19,467,467.55
138 Insurance Commissioner's Regulatory	27,038,835.74		232,709.07	1,843,694.03	25,427,850.78	14,375.03	25,442,225.81
144 Transportation Improvement	45,972,076.44		7,858,630.36	10,101,746.14	43,728,960.66	4,038.32	43,732,998.98
146 Firearms Range	929,479.38		19,887.00	9,812.67	939,553.71	9.00	939,562.71
14A Wildlife Rehabilitation	451,013.18		14,167.51	6,613.43	458,567.26		458,567.26
14M Financial Fraud & ID Theft	562,942.92		26,147.00	13,671.03	575,418.89		575,418.89
14R Military Active State Service							
14V Ignition Interlock Device	385,682.24		89,500.00	58,978.49	416,203.75	410.86	416,614.61
150 Low-Income Weatherization/ Structural Rehabilitation Assistance	2,905,668.70		551.81	18,879.42	2,887,341.09		2,887,341.09
153 Rural Mobility Grant Program	2,290,560.66		2,500,445.92	604,354.75	4,186,651.83		4,186,651.83
154 New Motor Vehicle Arbitration	1,621,046.47		65,263.00	29,494.74	1,656,814.73	117.02	1,656,931.75
158 Aquatic Land Dredged Material Disposal Site	336,986.39		0.36	3,754.99	333,231.76		333,231.76
159 Parks Improvement	894,053.02		96,482.29	66,074.99	924,460.32	3,886.85	928,347.17
15H Cleanup Settlement	87,715,124.22		16,122.67	1,980,198.86	85,751,048.03	4,273.24	85,755,321.27
15M Biotoxin	646,710.43		24,153.98	48,835.29	622,029.12	425.77	622,454.89
15P Energy Recovery Act	3,099,052.14		535,331.43	1,320,280.70	2,314,102.87		2,314,102.87
160 Wood Stove Education and Enforcement	540,905.00		13,350.00	32,440.30	521,814.70		521,814.70
162 Farm Labor Contractor	36,731.23				36,731.23		36,731.23
167 Natural Resources Conservation Areas Stewardship	242,280.39		0.36	3.86	242,276.89		242,276.89
16A Judicial Stabilization Trust	1,512,857.32		496,491.58	168,916.02	1,840,432.88		1,840,432.88
16J SR 520 Corridor	174,624,320.72		7,870,700.22	29,410,751.44	153,084,269.50	1,058.19	153,085,327.69
16M Appraisal Management Company	350,370.33		4,860.00	4,089.34	351,140.99		351,140.99
16P Marine Resources Stewardship Trust	1,863,417.58		370.06	30,766.72	1,833,020.92		1,833,020.92
16W Hospital Safety Net Assessment	83,589,551.73		51,760,347.61	(660,091.82)	136,009,991.16		136,009,991.16
172 Basic Health Plan Trust	28,103.21		(348.18)	990.60	26,764.43	1,316.31	28,080.74
173 State Toxics Control	52,612,713.55		7,490,491.88	8,826,472.13	51,276,733.30	143,911.23	51,420,644.53
174 Local Toxics Control	98,783,669.15		5,133,333.33	3,414,785.07	100,502,217.41	20,238.12	100,522,455.53
176 Water Quality Permit	15,275,071.24		2,109,942.84	208,303.09	17,176,710.99	6,056.96	17,182,767.95
17N Complete Streets Grant Program							

RECEIPTS AND DISBURSEMENTS FOR TREASURY FUNDS

	September 1, 2014		September 2014		September 30, 2014		
	Beginning Book Balance		Plus Receipts	Less Disbursements	Ending Book Balance	Outstanding Warrants	Ending Cash Balance
SPECIAL REVENUE FUNDS (Continued)							
17P SR520 Civil Penalties	\$ 10,893,385.04		\$ 2,027.60	\$ (583,026.42)	\$ 11,478,439.06	\$ 175.27	\$ 11,478,614.33
17T Health Benefit Exchange	233,731.96			70,336.41	163,395.55		163,395.55
17W Limousine Carriers	9,813.99		190.00		10,003.99		10,003.99
182 Underground Storage Tank	863,669.69		87,500.23	5,026.22	946,143.70		946,143.70
186 County Arterial Preservation	1,604,182.84		1,308,837.11	1,359,475.77	1,553,544.18	389.56	1,553,933.74
18J Capital Vessel Replacement	4,017,061.43		420,448.82		4,437,510.25		4,437,510.25
18L Hydraulic Project Approval	107,453.54		30,900.00	44,326.82	94,026.72	2,100.00	96,126.72
18W Public Transportation Grant Program			3,250,000.00	3,250,000.00			
199 Biosolids Permit	759,194.88		310,234.79	967.03	1,068,462.64	2,552.32	1,071,014.96
19A Medicaid Fraud Penalty	14,543,948.34		235,723.99	333,396.52	14,446,275.81	202,673.19	14,648,949.00
19C Forest Practice Application	294,750.47		5.05	(61,208.26)	355,963.78		355,963.78
19G Environmental Legacy Stewardship	89,742,000.71		5,258,861.84	3,534,821.99	91,466,040.56	79,534.16	91,545,574.72
19T DOL Technology Improvement and Data Management							
200 Regional Fisheries Enhancement Salmonid Recovery	1,038,589.73			151,569.08	887,020.65		887,020.65
201 Department of Licensing Services	1,298,943.31		241,177.87	131,254.03	1,408,867.15	31.86	1,408,899.01
202 Medical Test Site Licensure	839,907.13		692.08	143,008.32	697,590.89	1,244.57	698,835.46
203 Passenger Ferry	27.39				27.39		27.39
204 Volunteer Fire Fighters' and Reserve Officers' Administrative	1,102,661.49		211.68	36,461.38	1,066,411.79	4,500.00	1,070,911.79
207 Hazardous Waste Assistance	2,820,415.98		120,492.22	12,148.00	2,928,760.20	1,205.23	2,929,965.43
20B Brownfield Redevelopment Trust Fund							
20R Radioactive Mixed Waste	1,876,401.04			651,755.21	1,224,645.83	1,118.84	1,225,764.67
215 Special Category C	2,144,794.96		868,352.22	83,393.41	2,929,753.77		2,929,753.77
216 Air Pollution Control	2,382,239.19		102,416.42	(119,550.62)	2,604,206.23	2,401.50	2,606,607.73
217 Oil Spill Prevention	4,217,627.81		249,348.44	71,299.36	4,395,676.89	1,041.73	4,396,718.62
218 Multimodal Transportation	62,366,118.50		8,275,740.64	10,615,388.08	60,026,471.06	37,202.84	60,063,673.90
222 Freshwater Aquatic Weeds	786,146.57		33,687.00	2,646.00	817,187.57	21.00	817,208.57
223 State Oil Spill Response	10,032,533.69			(6,258.48)	10,038,792.17		10,038,792.17
234 Public Works Administration	10,073,310.48		456,486.61	321,574.53	10,208,222.56	31,327.95	10,239,550.51
235 Youth Tobacco Prevention	730,121.82		36,731.95	55,194.07	711,659.70		711,659.70
237 Recreation Access Pass	1,986,638.14		(720,130.20)	345.00	1,266,162.94	253.00	1,266,415.94
260 University of Washington Operating Fees							
262 Manufactured Home Installation Training	281,438.02		18,479.25	28,982.58	270,934.69	2.41	270,937.10
263 Community and Economic Development Fee	2,561,976.52		105,222.52	147,698.59	2,519,500.45	1,769.60	2,521,270.05
267 Recreation Resources	3,048,697.15		563,664.45	293,454.21	3,318,907.39	5,540.73	3,324,448.12
268 Nonhighway and Off-Road Vehicle Activities (NOVA) Program	4,821,964.35		429,107.66	400,899.43	4,850,172.58	55.55	4,850,228.13
269 Parks Renewal and Stewardship	27,138,107.19		6,287,010.78	5,170,006.02	28,255,111.95	99,789.07	28,354,901.02
271 Washington State University Operating Fees							
275 Central Washington University Operating Fees							
277 State Agency Parking	189,540.65		9,605.50	7,823.44	191,322.71	37.50	191,360.21
296 Columbia River Basin Water Supply Rev Recovery	981,642.52		58,307.19		1,039,949.71		1,039,949.71

RECEIPTS AND DISBURSEMENTS FOR TREASURY FUNDS

	September 1, 2014	September 2014		September 30, 2014		
	Beginning Book Balance	Plus Receipts	Less Disbursements	Ending Book Balance	Outstanding Warrants	Ending Cash Balance
SPECIAL REVENUE FUNDS (Continued)						
315 Dedicated Marijuana Fund	\$ (906,236.34)	\$ 1,937,279.63	\$ 340,789.36	\$ 690,253.93	\$ 19,470.65	\$ 709,724.58
319 Public Health Supplemental	1,133,736.12	8,110.15	57,681.96	1,084,164.31	1,084,164.31
404 State Treasurer's Service	9,520,196.50	1,525,045.53	683,950.54	10,361,291.49	19,739.01	10,381,030.50
408 Coastal Protection	954,342.42	20,374.19	8,406.97	966,309.64	966,309.64
441 Local Government Archives	1,222,722.75	277,197.59	131,967.42	1,367,952.92	23.41	1,367,976.33
500 Perpetual Surveillance and Maintenance	45,060,744.43	8,533.33	45,069,277.76	45,069,277.76
507 Oyster Reserve Land	695,760.42	34,271.06	29,376.45	700,655.03	51.20	700,706.23
511 Tacoma Narrows Toll Bridge	9,739,478.96	(2,783,019.55)	(3,534,399.60)	10,490,859.01	1,029.59	10,491,888.60
513 Derelict Vessel Removal	936,900.61	21,861.30	12,496.79	946,265.12	87.12	946,352.24
532 Washington Housing Trust	9,146,779.51	467,361.56	260,702.81	9,353,438.26	138.17	9,353,576.43
535 Alaskan Way Viaduct Replacement Project
549 Election	5,873,678.13	1,619.43	66,355.53	5,808,942.03	220.00	5,809,162.03
550 Transportation 2003	128,706,502.30	3,863,685.19	7,979,570.64	124,590,616.85	2,631,473.70	127,222,090.55
562 Skilled Nursing Facility Safety Net Trust	6,247,027.74	831.56	472,415.22	5,775,444.08	5,775,444.08
564 Water Pollution Control Revolving Administration	29,599.42	17,410.95	47,010.37	47,010.37
566 Community Forest Trust
571 Multiuse Roadway Safety	14,260.98	2,822.31	17,083.29	17,083.29
595 I-405 Express Toll Lanes Operations
600 Department of Retirement Systems Expense	8,495,087.64	2,633,341.33	2,132,074.48	8,996,354.49	9,361.09	9,005,715.58
689 Rural Washington Loan	10,393,379.80	1,968.48	10,395,348.28	10,395,348.28
727 Water Pollution Control Revolving	172,678,946.85	5,478,538.95	1,945,769.99	176,211,715.81	1,053.79	176,212,769.60
733 Capitol Campus Reserve	(3,668,447.29)	221,791.67	(4,276.00)	(3,442,379.62)	(3,442,379.62)
777 Prostitution Prevention and Intervention	117,475.67	73.74	15,677.59	101,871.82	101,871.82
785 State Educational Trust Fund	4,997,243.24	38,616.38	(31,034.55)	5,066,894.17	609.10	5,067,503.27
818 Youth Athletic Facility	184,771.29	53.43	18.43	184,806.29	184,806.29
825 Tobacco Settlement
874 OASI Revolving	197,185.91	(24.87)	10,705.34	186,455.70	1.32	186,457.02
887 Public Facilities Construction Loan Revolving	24,141,856.02	8,227.43	262,333.51	23,887,749.94	2,031.87	23,889,781.81
888 Deferred Compensation Administrative	1,176,345.86	1,104,751.23	126,411.04	2,154,686.05	129.87	2,154,815.92
893 Radiation Perpetual Maintenance	334,732.56	63.40	334,795.96	334,795.96
TOTAL SPECIAL REVENUE FUNDS	\$ 2,532,354,511.02	\$ 433,336,017.05	\$ 408,104,455.71	\$ 2,557,586,072.36	\$ 10,288,985.43	\$ 2,567,875,057.79
DEBT SERVICE FUNDS						
303 Highway Bond Retirement	\$ 38,841,760.84	\$ 36,691,019.83	\$ 195,328.13	\$ 75,337,452.54	\$	\$ 75,337,452.54
304 Ferry Bond Retirement	2,136,158.08	1,350,173.72	3,486,331.80	3,486,331.80
305 Transportation Improvement Board Bond Retirement	4,628,763.67	1,000,705.62	65,843.75	5,563,625.54	5,563,625.54
347 Washington State University Bond Retirement	22,599,536.34	2,222,348.30	(21,413.11)	24,843,297.75	24,843,297.75
348 University of Washington Bond Retirement	10,394,313.71	(4,889,557.85)	231,832.56	5,272,923.30	5,272,923.30
380 Debt-Limit General Fund Bond Retirement	6,371.26	6,371.26	6,371.26
381 Debt-Limit Reimbursable Bond Retirement

RECEIPTS AND DISBURSEMENTS FOR TREASURY FUNDS

		September 1, 2014	September 2014		September 30, 2014		
		Beginning Book Balance	Plus Receipts	Less Disbursements	Ending Book Balance	Outstanding Warrants	Ending Cash Balance
DEBT SERVICE FUNDS (Continued)							
382	Nondebt-Limit General Fund Bond Retirement	\$	\$	\$	\$	\$	\$
383	Nondebt-Limit Reimbursable Bond Retirement
384	Nondebt-Limit Proprietary Appropriated Bond Retirement
385	Nondebt-Limit Proprietary Nonappropriated Bond Retirement
386	Nondebt-Limit Revenue Bond Retirement
389	Toll Facility Bond Retirement	23,914,935.71	2,172,441.62	19,547,837.50	6,539,539.83	6,539,539.83
TOTAL DEBT SERVICE FUNDS		\$ 102,521,839.61	\$ 38,547,131.24	\$ 20,019,428.83	\$ 121,049,542.02	\$	\$ 121,049,542.02
CAPITAL PROJECTS FUNDS							
01L	Higher Education Construction	\$	\$	\$	\$	\$	\$
036	Capitol Building Construction	1,983,325.99	365.60	(311,415.95)	2,295,107.54	2,295,107.54
056	State Higher Education Construction	226,787.67	42.96	316.39	226,514.24	226,514.24
057	State Building Construction	367,848,682.78	687,675.06	64,166,552.22	304,369,805.62	557,171.66	304,926,977.28
060	Community and Technical College Capital Projects	31,252,065.67	1,143,728.37	1,743,816.26	30,651,977.78	30,651,977.78
061	Eastern Washington University Capital Projects	7,780,014.83	195,669.07	713,052.70	7,262,631.20	7,262,631.20
062	Washington State University Building	(358,065.77)	2,875,974.46	1,717,214.40	800,694.29	800,694.29
063	Central Washington University Capital Projects	3,551,840.57	194,845.92	(97.30)	3,746,783.79	3,746,783.79
064	University of Washington Building	4,299,428.89	5,005,364.52	3,813,244.73	5,491,548.68	5,491,548.68
065	Western Washington University Capital Projects	3,014,899.91	194,850.10	1,058,591.76	2,151,158.25	2,151,158.25
066	The Evergreen State College Capital Projects	2,407,409.48	263,754.39	187,139.46	2,484,024.41	2,484,024.41
075	State Social and Health Services Construction	5,371.39	5,371.39	5,371.39
245	Public Safety Reimbursable Bond	4.12	4.12	4.12
246	Community and Technical College Forest Reserve	2,827,086.92	2.35	21,256.38	2,805,832.89	2,805,832.89
289	Thurston County Capital Facilities	3,293,579.81	388,180.92	327,073.87	3,354,686.86	3,354,686.86
357	Gardner-Evans Higher Education Construction	2,602,065.19	4,970.00	2,597,095.19	2,597,095.19
364	Military Department Capital	4,083,347.95	5,408.72	4,077,939.23	4,077,939.23
TOTAL CAPITAL PROJECTS FUNDS		\$ 434,817,845.40	\$ 10,950,453.72	\$ 73,447,123.64	\$ 372,321,175.48	\$ 557,171.66	\$ 372,878,347.14
PERMANENT FUNDS							
04B	Natural Resources Real Property Replacement	\$ 14,814,072.92	\$ 2,771.72	\$ 395,898.04	\$ 14,420,946.60	\$	\$ 14,420,946.60
601	Agricultural Permanent	236,915.47	(0.01)	99,680.27	137,235.19	137,235.19
603	Millersylvania Park Trust	5,369.95	1.02	5,370.97	5,370.97
604	Normal School Permanent	206,907.99	100,938.43	105,969.56	105,969.56
605	Permanent Common School	84,564.49	77,715.88	(320,589.97)	482,870.34	482,870.34
606	Scientific Permanent	262,404.70	72,341.20	190,063.50	190,063.50
607	State University Permanent	90,136.20	(879.45)	91,015.65	91,015.65
851	Developmental Disabilities Community Trust	330,322.81	62.56	330,385.37	330,385.37
TOTAL PERMANENT FUNDS		\$ 16,030,694.53	\$ 80,551.17	\$ 347,388.52	\$ 15,763,857.18	\$	\$ 15,763,857.18
ENTERPRISE FUNDS							
401	Correctional Industries	\$ 8,189,089.17	\$ 5,823,026.37	\$ 6,911,989.20	\$ 7,100,126.34	\$ 138,617.40	\$ 7,238,743.74

RECEIPTS AND DISBURSEMENTS FOR TREASURY FUNDS

		September 1, 2014	September 2014		September 30, 2014		
		Beginning Book Balance	Plus Receipts	Less Disbursements	Ending Book Balance	Outstanding Warrants	Ending Cash Balance
ENTERPRISE FUNDS (Continued)							
407	Secretary of State's Revolving	\$ 7,172,522.03	\$ 573,330.76	\$ 382,553.33	\$ 7,363,299.46	\$ 17,629.78	\$ 7,380,929.24
578	Lottery Administrative	200,417.58	1,113,524.48	1,015,217.82	298,724.24	13,325.52	312,049.76
608	Accident	568,179.01	66,523,133.75	63,998,910.22	3,092,402.54	12,027,588.04	15,119,990.58
609	Medical Aid	173,160.57	84,910,747.99	70,368,034.50	14,715,874.06	13,927,369.21	28,643,243.27
610	Accident Reserve	565,904.73	75,965,630.79	74,980,940.20	1,550,595.32	532,672.48	2,083,267.80
881	Supplemental Pension	658,909.73	37,478,478.71	37,070,996.02	1,066,392.42	1,245,673.83	2,312,066.25
883	Second Injury	78,843,239.60	(9,792,329.66)	85,924.53	68,964,985.41	35,543.73	69,000,529.14
TOTAL ENTERPRISE FUNDS		\$ 96,371,422.42	\$ 262,595,543.19	\$ 254,814,565.82	\$ 104,152,399.79	\$ 27,938,419.99	\$ 132,090,819.78
INTERNAL SERVICE FUNDS							
006	Public Records Efficiency, Preservation & Access	\$ 1,287,654.22	\$ 435,289.09	\$ 62,599.99	\$ 1,660,343.32	\$ 275.67	\$ 1,660,618.99
405	Legal Services Revolving	13,917,868.63	11,413,093.58	10,613,651.97	14,717,310.24	133,043.01	14,850,353.25
410	Transportation Equipment	17,932,767.12	1,216,143.84	1,389,187.80	17,759,723.16	296,442.60	18,056,165.76
415	Personnel Service	2,218,758.03	360,341.22	438,084.43	2,141,014.82	2,217.46	2,143,232.28
418	State Health Care Authority Administrative	2,772,610.75	10,206.13	958,006.75	1,824,810.13	4,956.97	1,829,767.10
455	Higher Education Personnel Service	320,224.60	144,807.95	82,176.60	382,855.95	338.37	383,194.32
483	Auditing Services Revolving	941,265.09	110,729.37	442,166.15	609,828.31	1,422.91	611,251.22
484	Administrative Hearings Revolving	290,289.41	1,444,910.47	1,503,067.32	232,132.56	9,313.70	241,446.26
TOTAL INTERNAL SERVICE FUNDS		\$ 39,681,437.85	\$ 15,135,521.65	\$ 15,488,941.01	\$ 39,328,018.49	\$ 448,010.69	\$ 39,776,029.18
PENSION TRUST FUNDS							
614	Volunteer Firefighters' Relief and Pension Principal	\$ 12,692,822.70	\$ 3,018,436.83	\$ 915,170.59	\$ 14,796,088.94	\$ 60,661.84	\$ 14,856,750.78
615	State Patrol - Plan 1	376,973.10	953,196.64	4,356,447.38	(3,026,277.64)	50,314.15	(2,975,963.49)
616	Judges' Retirement	883,636.68	173.37	32,933.98	850,876.07	850,876.07
630	State Patrol - Plan 2	341,492.14	378,276.00	435,505.87	284,262.27	284,262.27
631	Public Employees' Retirement System Plan 1	2,800,858.98	138,722,218.17	132,293,718.38	9,229,358.77	1,794,681.62	11,024,040.39
632	Teachers' Retirement System Plan 1	2,605,149.96	94,598,852.53	91,493,790.26	5,710,212.23	2,095,456.29	7,805,668.52
633	School Employees' Retirement System Combined Plan 2 & 3	6,033,272.58	40,190,635.39	41,205,281.64	5,018,626.33	279,801.27	5,298,427.60
635	Public Safety Employees Retirement System Plan 2	467,148.00	3,771,697.73	3,993,528.31	245,317.42	39,448.61	284,766.03
641	Public Employees' Retirement System Combined Plan 2 & 3	5,416,976.48	165,560,101.38	162,597,137.07	8,379,940.79	1,559,688.34	9,939,629.13
642	Teachers' Retirement System Combined Plan 2 and 3	16,859,341.46	152,399,727.46	157,062,050.70	12,197,018.22	113,619.87	12,310,638.09
722	Deferred Compensation Principal	4,783,707.55	36,862,846.80	37,112,977.79	4,533,576.56	16.66	4,533,593.22
729	Judicial Retirement Principal	17,678.00	65,317.88	73,946.07	9,049.81	9,049.81
819	LEOFFS Plan 1 Retirement	1,557,722.66	30,108,413.39	28,869,308.74	2,796,827.31	703,685.76	3,500,513.07
829	LEOFFS Plan 2 Retirement	1,630,455.13	35,916,599.05	35,333,189.20	2,213,864.98	463,327.19	2,677,192.17
882	Washington Judicial Retirement System	6,153,614.29	1,293.93	667,258.93	5,487,649.29	17,785.04	5,505,434.33
TOTAL PENSION TRUST FUNDS		\$ 62,620,849.71	\$ 702,547,786.55	\$ 696,442,244.91	\$ 68,726,391.35	\$ 7,178,486.64	\$ 75,904,877.99
AGENCY FUNDS							
01P	Suspense	\$ 9,260,484.99	\$ 28,523,688.16	\$ 22,663,949.52	\$ 15,120,223.63	\$ 29,057.03	\$ 15,149,280.66
01R	Undistributed Receipts	3,756,663.48	(1,859,963.80)	1,896,699.68	1,896,699.68

RECEIPTS AND DISBURSEMENTS FOR TREASURY FUNDS

	September 1, 2014	September 2014		September 30, 2014		
	Beginning Book Balance	Plus Receipts	Less Disbursements	Ending Book Balance	Outstanding Warrants	Ending Cash Balance
AGENCY FUNDS (Continued)						
01T Local Leasehold Excise Tax	\$ 1,225,503.04	\$	\$ (121,545.22)	\$ 1,347,048.26	\$	\$ 1,347,048.26
034 Local Sales and Use Tax	57,100.25	57,100.25
035 State Payroll Revolving	16,040,379.48	380,253,826.16	370,513,518.54	25,780,687.10	1,983,246.12	27,763,933.22
165 Salary Reduction	2,179,651.89	2,001,334.40	1,473,226.72	2,707,759.57	2,707,759.57
768 Local Real Estate Excise Tax	314,404.93	314,404.93
795 State Investment Board Commingled Monthly Bond	0.01	25,029.09	25,029.10
865 State Investment Board Commingled Trust	420,449.63	420,449.63
877 OASI Contribution
TOTAL AGENCY FUNDS	\$ 32,462,682.89	\$ 409,735,868.82	\$ 395,346,133.47	\$ 46,852,418.24	\$ 2,012,303.15	\$ 48,864,721.39
TOTAL TREASURY FUNDS	\$ 3,188,991,391.23	\$ 4,657,197,587.55	\$ 4,655,112,227.01	\$ 3,191,076,751.77	\$ 71,202,295.89	\$ 3,262,279,047.66

RECEIPTS AND DISBURSEMENTS FOR TREASURER'S TRUST FUNDS

	September 1, 2014	September 2014		September 30, 2014		
	Beginning Book Balance	Plus Receipts	Less Disbursements	Ending Book Balance	Outstanding Warrants	Ending Cash Balance
GENERAL FUND						
06N Local Tax Administration	\$	\$	\$	\$	\$	\$
07F Commercial Fisheries Buyback
08B Foster Care Endowed Scholarship Trust	15,294.49	2.89	15,297.38	15,297.38
08E Individual Development Account Program	57,770.18	10.94	57,781.12	57,781.12
08N State Financial Aid	9,006,481.91	98,439,345.84	62,932,673.73	44,513,154.02	13,092.39	44,526,246.41
08T Transportation Innovative Partnership
10L Health Insurance Partnership
10V Invasive Species Council
10W Family and Medical Leave Enforcement
11M Poet Laureate	115.55	115.55	115.55
11R Hospital Infection Control Grant
12L Outdoor Education and Recreation Prog	42,103.42	42,103.42	42,103.42
12P Geoduck Aquaculture Research	150,000.00	150,000.00	150,000.00
131 Fair	2,118,113.06	402.22	6,917.71	2,111,597.57	2,111,597.57
132 State Trade Fair
14F Family Leave Insurance	389,886.70	73.84	389,960.54	389,960.54
14N Legislative Oral History	7,370.70	7,370.70	7,370.70
14P Skeletal Human Remains Assistance	399,700.08	399,700.08	399,700.08
15B Food Animal Vet Scholarship
15G Prev/Reduce Owner-Occupied Foreclosure Program
15N Business Assistance
16F Washington State Flag	410.96	410.96	410.96
16K Mortgage Recovery
16R Multiagency Permitting Team	78,408.64	21,961.86	15,871.56	84,498.94	84,498.94
17R Aerospace Training Student Loan	3,131,726.27	23,040.38	40,800.00	3,113,966.65	3,113,966.65
18C Native Education Public-Private Partnership
18F High School Completion
18G Opportunity Scholarship Match Transfer	25,354,000.00	25,354,000.00	25,354,000.00
18N Damage Prevention
18P Shelter to Housing Project	148,440.76	30,052.73	118,388.03	30,052.73	148,440.76
18V Science, Technology, Engineering and Math Education Lighthouse
19J Universal Communications Services	5,000,000.00	5,000,000.00	5,000,000.00
290 Savings Incentive	3,914,103.82	470.44	3,913,633.38	105.28	3,913,738.66
490 Regional Transportation Investment District
514 Agricultural Conservation Easements
534 Washington Graduate Fellowship Trust	489.80	489.80	489.80
551 Homeless Families Services	124,634.31	124,634.31	124,634.31
552 Conservation Assistance Revolving	487,001.97	2,754.00	489,755.97	129.08	489,885.05
646 Higher Ed Retirement Plan Supplemental Benefit	836,726.41	827,205.77	1,654,000.00	9,932.18	9,932.18
653 Washington Distinguished Professorship Trust

RECEIPTS AND DISBURSEMENTS FOR TREASURER'S TRUST FUNDS

		September 1, 2014	September 2014		September 30, 2014		
		Beginning Book Balance	Plus Receipts	Less Disbursements	Ending Book Balance	Outstanding Warrants	Ending Cash Balance
GENERAL FUND (Continued)							
743	College Faculty Awards Trust	\$ 186.14	\$	\$	\$ 186.14	\$	\$ 186.14
747	Health Professional Loan Repayment & Scholarship Program	3,947,991.85	15,831.02	(137,560.95)	4,101,383.82	4,101,383.82
748	Higher Education Coord. Board for Innovation and Quality
781	Cross-State Trail	473.10	473.10	473.10
793	Health Insurance Pool
817	Stadium and Exhibition Center Construction
835	Four Year Student Child Care in Higher Education	75,897.60	75,897.60	75,897.60
837	Washington's Promise Scholarship	7.85	7.85	7.85
TOTAL GENERAL FUND		<u>\$ 55,287,335.57</u>	<u>\$ 99,330,628.76</u>	<u>\$ 64,543,225.22</u>	<u>\$ 90,074,739.11</u>	<u>\$ 43,379.48</u>	<u>\$ 90,118,118.59</u>
SPECIAL REVENUE FUNDS							
01F	Crime Victims' Compensation	\$ 3,935,562.07	\$ 310,790.26	\$	\$ 4,246,352.33	\$	\$ 4,246,352.33
025	Pilotage	1,305,638.87	111,682.37	159,829.00	1,257,492.24	63.76	1,257,556.00
03K	Industrial Insurance Premium Refund	3,873,447.36	79,769.94	131,552.71	3,821,664.59	29.92	3,821,694.51
04F	Real Estate Education Program	862,792.38	768.83	814.57	862,746.64	862,746.64
06H	Oral History, State Library, and Archives	44,899.60	61.37	7,673.28	37,287.69	37,287.69
06J	Securities Prosecution	538,564.04	11,100.00	3,167.53	546,496.51	6,151.83	552,648.34
07A	Mortgage Lending Fraud Prosecution	630,471.32	20,783.50	651,254.82	80,378.00	731,632.82
07B	Organ and Tissue Donation Awareness	175,402.02	24,790.79	200,192.81	200,192.81
07E	Contract Harvesting Revolving	7,273,960.85	1,164.97	1,377,916.90	5,897,208.92	5,897,208.92
07J	"Helping Kids Speak"	6,045.66	2,918.99	5,401.66	3,562.99	3,562.99
07K	Special License Plate Applicant Trust
07L	Legislative International Trade	4,258.43	4,258.43	4,258.43
07N	Produce Railcar Pool	90,628.40	17.16	90,645.56	90,645.56
07T	Commemorative Works	3,235.05	0.61	3,235.66	3,235.66
07V	Fish and Wildlife Enforcement Reward	1,119,367.14	29,955.18	636,319.46	513,002.86	627,258.30	1,140,261.16
08C	Gonzaga University Alumni Association	8,317.04	3,555.99	6,556.67	5,316.36	5,316.36
08F	Lighthouse Environmental Programs	20,633.63	7,749.00	15,462.98	12,919.65	12,919.65
08J	Prescription Drug Consortium	54,129.73	54,129.73	54,129.73
08L	"Ski & Ride Washington"	6,996.88	3,912.99	5,581.32	5,328.55	5,328.55
08P	State Parks Education and Enhancement	522,062.45	9,288.99	10,295.50	521,055.94	95.00	521,150.94
08V	Veterans Stewardship	787,338.90	41,079.05	30,634.49	797,783.46	134.07	797,917.53
08W	"Washington's National Park Fund"	30,104.59	12,770.31	24,703.01	18,171.89	18,171.89
098	Eastern Washington Pheasant Enhancement	494,664.91	36,718.49	17,244.02	514,139.38	514,139.38
09A	We Love Our Pets	16,568.87	5,151.99	8,579.63	13,141.23	13,141.23
09B	Boating Safety Education Certification	635,950.79	40,660.00	15,084.95	661,525.84	415.00	661,940.84
09J	Washington Coastal Crab Pot Buoy Tag	89,968.62	625.00	77,799.19	12,794.43	12,794.43
09K	Life Sciences Discovery	25,359,262.18	4,933.51	965,622.06	24,398,573.63	24,398,573.63
09L	Nursing Resource Center	99,221.38	45,275.00	3,912.35	140,584.03	60.00	140,644.03
10F	"Share the Road"	37,104.72	8,918.00	17,210.67	28,812.05	28,812.05

RECEIPTS AND DISBURSEMENTS FOR TREASURER'S TRUST FUNDS

	September 1, 2014	September 2014		September 30, 2014		
	Beginning Book Balance	Plus Receipts	Less Disbursements	Ending Book Balance	Outstanding Warrants	Ending Cash Balance
SPECIAL REVENUE FUNDS (Continued)						
11A Employment Training Finance	\$ 1,264,026.03	\$ 15,756.89	\$	\$ 1,279,782.92	\$	\$ 1,279,782.92
11J Electronic Products Recycling	387,517.04	2,847.64	384,669.40	2.55	384,671.95
11P Large On-Site Sewage Systems
11V Veteran Estate Management	9,785.26	32,668.36	30,411.33	12,042.29	294.86	12,337.15
126 Agricultural Local	16,568,954.72	1,313,296.76	2,598,929.49	15,283,321.99	54,076.75	15,337,398.74
128 Grain Inspection Revolving	4,692,635.79	1,238,381.49	717,264.34	5,213,752.94	8,660.78	5,222,413.72
12E Assisted Living Facility Management	566,525.28	(9,919.18)	576,444.46	576,444.46
12F Manufactured/Mobile Home Dispute Resol	1,999,313.82	48,655.06	30,685.16	2,017,283.72	154.63	2,017,438.35
12G Rockfish Research	562,804.95	30,514.64	28,645.14	564,674.45	62.19	564,736.64
12H Uniformed Service Shared Leave Pool	667,711.30	9,943.28	657,768.02	657,768.02
12N Get Ready For Math & Science Schlarshp	36,118.06	108.70	8,468.00	27,758.76	27,758.76
133 Children's Trust	262,043.48	2,938.34	264,981.82	264,981.82
14E Washington State Heritage Center	836,087.25	266,785.47	308,663.51	794,209.21	7,245.98	801,455.19
14J Ambulatory Surgical Facility	118,995.14	4,447.00	(15,722.64)	139,164.78	139,164.78
14W Reduced Cigarette Ignition Propensity	356,928.38	1,067.94	3,841.45	354,154.87	354,154.87
151 Chief Joseph Recreation Development	6.35	6.35	6.35
15A Transitional Housing Oper & Rent	4,134,212.05	127,502.60	4,006,709.45	4,006,709.45
15L Annual Property Revaluation Grant
15T Broadband Mapping	(11,459.66)	43,640.57	132,773.06	(100,592.15)	(100,592.15)
15V Funeral and Cemetery	678,012.81	21,855.00	32,733.39	667,134.42	540.00	667,674.42
15W Guaranteed Asset Protection Waiver	16,750.00	250.00	17,000.00	17,000.00
163 Worker and Community Right to Know	3,498,670.98	332,657.44	107,008.16	3,724,320.26	2,017.11	3,726,337.37
169 Horse Racing Commission Operating	998,992.81	195,298.91	154,418.07	1,039,873.65	606.02	1,040,479.67
16B Landscape Architects' License	199,159.08	11,110.00	8,985.39	201,283.69	201,283.69
16E Spec Forest Products Outreach/Education	716.84	716.84	716.84
16G Universal Vaccine Purchase	2,290,996.96	8,638,673.99	3,365,359.81	7,564,311.14	7,564,311.14
16H Columbia River Salmon/Steelhead Stamp	1,735,765.56	139,288.37	202,218.49	1,672,835.44	176.12	1,673,011.56
16L Accessible Communities	384,043.21	10,047.43	7,992.04	386,098.60	386,098.60
16N Disabled Veterans Assistance
16T Product Stewardship Programs	276,223.41	49,599.61	226,623.80	226,623.80
17H WA Global Health Technologies Product Development	2.06	2.06	2.06
17L Foreclosure Fairness	3,079,691.07	62,750.00	383,692.34	2,758,748.73	2,758,748.73
17M Individual-Based/Portable Background Check Clearance	288,028.09	20,788.82	26,043.49	282,773.42	518.00	283,291.42
17V Volunteer Firefighters	8,232.00	2,333.33	5,460.00	5,105.33	5,105.33
180 Local Government Administrative Hearings	187,623.83	3,191.99	184,431.84	184,431.84
189 Clarke-McNary
18A Investing In Innovation	1,282,674.50	21,100.57	1,261,573.93	1,261,573.93
18E Educator Certification Processing	679,404.67	72,788.00	279,769.74	472,422.93	658.57	473,081.50
18M Music Matters Awareness	9,361.33	3,948.00	7,849.33	5,460.00	5,460.00
18R Seattle Sounders FC	5,774.33	3,108.00	8,882.33	8,882.33

RECEIPTS AND DISBURSEMENTS FOR TREASURER'S TRUST FUNDS

	September 1, 2014		September 2014		September 30, 2014		
	Beginning Book Balance		Plus Receipts	Less Disbursements	Ending Book Balance	Outstanding Warrants	Ending Cash Balance
SPECIAL REVENUE FUNDS (Continued)							
190 Forest Fire Protection Assessment	\$ 2,550,897.77	\$	126.31	\$ (1,236,818.05)	\$ 3,787,842.13	\$ 11,214.18	\$ 3,799,056.31
193 State Forest Nursery Revolving	848,931.11		27.07	84,216.27	764,741.91	47,281.35	812,023.26
195 Energy		2,628.55	2,628.55	2,628.55
197 Statute Law Committee Publications	710,478.06		71,405.76	2,935.46	778,948.36	5,162.93	784,111.29
198 Access Road Revolving	4,482,993.37		94.91	2,664,442.88	1,818,645.40	27,108.39	1,845,753.79
19B School for the Blind	1,051,134.73		(38,799.03)	253,713.13	758,622.57	23,731.50	782,354.07
19E 4-H Program	727.00		408.33	672.00	463.33	463.33
19F Seattle Seahawks	55,418.96		29,726.64	85,145.60	85,145.60
19H Center for Childhood Deafness and Hearing Loss	4,188.78		8,373.51	650.00	11,912.29	450.00	12,362.29
19M Seattle University
19W Wolf-Livestock Conflict	250,000.00		250,000.00	250,000.00
205 Mobile Home Park Relocation	915,624.05		45,585.70	9,269.63	951,940.12	951,940.12
206 Cost of Supervision	739,387.49		68,423.92	368,652.24	439,159.17	1,769.00	440,928.17
209 Regional Fisheries Enhancement Group	1,595,624.96		67,683.47	56,924.47	1,606,383.96	1,606,383.96
20A State Flower	1,372.00		(84.00)	1,288.00	1,288.00
210 Fire Protection Contractor License	620,458.65		894.04	43,723.62	577,629.07	577,629.07
213 Veterans' Emblem	26,984.45		504.00	27,488.45	27,488.45
214 Temporary Worker Housing	123,193.10		706.41	122,486.69	100.00	122,586.69
219 Air Operating Permit	443,898.67		(9,482.82)	453,381.49	450.00	453,831.49
225 Fingerprint Identification	4,659,812.28		909,051.00	738,257.41	4,830,605.87	1,655.54	4,832,261.41
259 Coastal Crab	99,439.34		1,120.00	3,957.68	96,601.66	45.42	96,647.08
274 Adult Family Home	750,733.54		(24,485.84)	775,219.38	775,219.38
281 Impaired Driving Safety	232,187.29		162,729.00	394,916.29	394,916.29
283 Juvenile Accountability Incentive	582,233.21		125.01	40,161.91	542,196.31	5,220.80	547,417.11
294 Sea Cucumber Dive Fishery	2,981.82		560.00	3,541.82	3,541.82
295 Sea Urchin Dive Fishery	1,587.06		1,587.06	1,587.06
297 Pipeline Safety	613,113.31		24,667.59	353,183.72	284,597.18	12.00	284,609.18
298 Geologists'	470,876.03		15,025.00	18,067.86	467,833.17	140.00	467,973.17
300 Financial Services Regulation	17,112,779.33		797,495.73	2,075,134.93	15,835,140.13	6,217.76	15,841,357.89
320 Puget Sound Crab Pot Buoy Tag	25,146.32		29,300.00	20,948.71	33,497.61	33,497.61
328 Crim Justice Training Commis Firing Range Maintenance	30,078.00		30,078.00	30,078.00
416 Surplus and Donated Food Commodities Revolving	5,406,425.32		1,869.90	1,958,039.75	3,450,255.47	68,570.49	3,518,825.96
424 Anti-Trust Revolving	1,680,482.20		70,579.20	1,609,903.00	288.13	1,610,191.13
480 Financial Education Public-Private Partnership	19,133.21		(317.18)	19,450.39	6,526.14	25,976.53
485 Horse Racing Owners' Bonus/Breeder Awards	455,330.77		67,807.53	523,138.30	523,138.30
495 Toll Collection	9,910,534.12		11,483,225.53	11,351,504.26	10,042,255.39	25,061.96	10,067,317.35
496 Future Teachers Conditional Scholarship	2,637,726.94		26,211.81	152,206.59	2,511,732.16	1,539.00	2,513,271.16
497 Horse Racing Commission Class C Purse Fund	54,659.50		6,126.77	60,786.27	60,786.27
498 Washington State Council of Fire Fighters Benevolent	23,670.05		9,968.01	20,757.33	12,880.73	12,880.73
499 Law Enforcement Memorial	72,882.29		24,133.65	47,807.57	49,208.37	49,208.37

RECEIPTS AND DISBURSEMENTS FOR TREASURER'S TRUST FUNDS

	September 1, 2014	September 2014		September 30, 2014		
	Beginning Book Balance	Plus Receipts	Less Disbursements	Ending Book Balance	Outstanding Warrants	Ending Cash Balance
SPECIAL REVENUE FUNDS (Continued)						
501 Liquor Revolving	\$ 29,999,313.08	\$ (12,760,095.31)	\$ 15,184,838.95	\$ 2,054,378.82	\$ 70,050.96	\$ 2,124,429.78
503 Tuition Recovery	4,029,159.37	22,459.71	4,051,619.08	4,051,619.08
515 DNA Data Base	947,182.48	33,209.24	72,785.51	907,606.21	907,606.21
516 Fruit and Vegetable Inspection	3,840,106.38	1,074,818.64	1,358,938.64	3,555,986.38	84,450.31	3,640,436.69
536 Federal Food Service Revolving	3,260,431.88	5,209,749.28	6,307,530.51	2,162,650.65	34,081.01	2,196,731.66
553 Performance Audits of Government	6,832,513.94	1,305,902.58	1,055,117.10	7,083,299.42	2,581.29	7,085,880.71
561 Community Technical College Innovation	25,631,859.11	1,313,066.74	(174,063.36)	27,118,989.21	27,118,989.21
687 Rural Rehabilitation	266,195.88	50.42	266,246.30	266,246.30
688 Federal Local Rail Service Assistance	76,727.81	28.30	76,756.11	76,756.11
731 Child Care Facility Revolving	869,723.94	21,727.46	2,013.02	889,438.38	889,438.38
732 Nursing Home Civil Penalties	1,262,265.79	(6,500.00)	1,268,765.79	1,268,765.79
746 Hanford Area Economic Investment	80,948.03	80,948.03	80,948.03
749 Governor's Interagency Committee of State Employed Women	38,882.96	6,224.00	18,298.65	26,808.31	18,038.65	44,846.96
761 Basic Health Plan Subscription	266,464.53	386.96	208.45	266,643.04	183.50	266,826.54
763 Center for the Improvement of Student Learning	36,680.68	(949.00)	37,629.68	37,629.68
773 Commission on Higher Ed Prof Student Ex Program	51,200.00	51,200.00	51,200.00
774 University of Washington License Plate	143,236.23	21,937.98	165,174.21	165,174.21
776 Washington State University License Plate	155,330.03	48,486.70	155,330.03	48,486.70	48,486.70
778 Western Washington University License Plate	6,969.67	1,796.67	8,766.34	8,766.34
779 Eastern Washington University License Plate	28,220.87	2,744.00	30,964.87	30,964.87
780 School Zone Safety Account	28,687.36	25,847.45	107.78	54,427.03	54,427.03
783 Central Washington University License Plate	3,845.33	1,495.67	5,341.00	5,341.00
784 Miscellaneous Transportation Programs	(3,484,458.03)	16,012,404.77	20,397,105.58	(7,869,158.84)	751,872.49	(7,117,286.35)
786 The Evergreen State College License Plate	13,427.04	177.33	13,604.37	13,604.37
789 Advanced Environmental Mitigation Revolving	1,678,646.33	6,082.68	1,684,729.01	1,684,729.01
816 Stadium and Exhibition Center	35,428,144.83	857,195.31	36,285,340.14	36,285,340.14
821 Impaired Physician	395,960.94	136,084.00	279,170.69	252,874.25	500.00	253,374.25
823 Livestock Nutrient Management	49,794.12	(100.00)	49,894.12	49,894.12
833 Developmental Disabilities Endowment Trust	1,395,222.92	192,653.97	326,357.58	1,261,519.31	1,261,519.31
834 Capitol Furnishings Preservation Committee	65,896.04	65,896.04	65,896.04
878 Federal Forest Revolving	889.15	0.17	889.32	889.32
880 Advance Right-of-Way Revolving	6,081,477.33	260,310.54	(9,750.00)	6,351,537.87	250.00	6,351,787.87
884 Gambling Revolving	3,036,999.81	1,678,910.89	1,139,739.34	3,576,171.36	6,767.67	3,582,939.03
885 Plumbing Certificate	338,182.76	65,369.90	70,327.50	333,225.16	503.67	333,728.83
892 Pressure Systems Safety	1,170,914.90	189,631.79	181,340.93	1,179,205.76	997.70	1,180,203.46
TOTAL SPECIAL REVENUE FUNDS	\$ 279,389,095.23	\$ 42,872,674.35	\$ 77,574,374.59	\$ 244,687,394.99	\$ 1,992,421.28	\$ 246,679,816.27
PERMANENT FUNDS						
842 American Indian Scholarship Endowment	\$ 295,384.63	\$ 4,055.95	\$ 4,784.00	\$ 294,656.58	\$	\$ 294,656.58

RECEIPTS AND DISBURSEMENTS FOR TREASURER'S TRUST FUNDS

		September 1, 2014	September 2014		September 30, 2014		
		Beginning Book Balance	Plus Receipts	Less Disbursements	Ending Book Balance	Outstanding Warrants	Ending Cash Balance
PERMANENT FUNDS (Continued)							
852	Foster Care Scholarship Endowment	\$ 3,606.24	\$ 0.68	\$	\$ 3,606.92	\$	\$ 3,606.92
TOTAL PERMANENT FUNDS		\$ 298,990.87	\$ 4,056.63	\$ 4,784.00	\$ 298,263.50	\$	\$ 298,263.50
ENTERPRISE FUNDS							
413	Municipal Revolving	\$ 3,398,293.57	\$ 2,444,585.85	\$ 1,946,528.28	\$ 3,896,351.14	\$ 14,008.19	\$ 3,910,359.33
442	Legislative Gift Center	72,660.53	12,594.65	23,505.99	61,749.19	2,034.52	63,783.71
445	Self-Insured Emplr Overpymt Reimb	663,306.07	663,306.07	663,306.07
446	Industrial Insurance Rainy Day Fund
449	Certificates of Participation and Other Financing - Local	109,760.80	787,870.96	790,994.04	106,637.72	106,637.72
470	Imaging	188,797.00	53,986.89	38,238.16	204,545.73	204,545.73
477	Lottery Investment	0.01	0.01	0.01
543	Judicial Information Systems	21,383,761.80	1,414,873.59	1,547,975.49	21,250,659.90	2,367.10	21,253,027.00
544	Pollution Liability Insurance Program Trust	28,520,481.47	9,927.00	418,122.10	28,112,286.37	20,957.44	28,133,243.81
545	Heating Oil Pollution Liability Trust	67,493.13	700.00	17,473.01	50,720.12	49.55	50,769.67
788	Advanced College Tuition Payment Program	2,569,537.58	23,393,053.45	23,179,991.26	2,782,599.77	2,263,414.97	5,046,014.74
TOTAL ENTERPRISE FUNDS		\$ 56,974,091.96	\$ 28,117,592.39	\$ 27,962,828.33	\$ 57,128,856.02	\$ 2,302,831.77	\$ 59,431,687.79
INTERNAL SERVICE FUNDS							
12V	PEBB Medical Benefits Admin	\$	\$	\$	\$	\$	\$
411	Natural Resources Equipment	2,084,360.67	126.13	(1,309,282.64)	3,393,769.44	28,324.62	3,422,094.06
419	Data Processing Revolving	9,938,312.77	17,944,757.33	19,317,725.66	8,565,344.44	360,395.48	8,925,739.92
421	Education Technology Revolving	10,633,618.14	1,600.00	449,483.49	10,185,734.65	10,185,734.65
422	General Administration Services	14,211,749.73	12,211,733.48	18,282,728.25	8,140,754.96	498,603.42	8,639,358.38
436	OFM Labor Relations Service	2,304,963.71	146,686.85	243,908.62	2,207,741.94	2,207,741.94
438	Uniform Dental Plan Benefits Administration	7,609.73	471,128.00	470,627.15	8,110.58	8,110.58
439	Uniform Medical Plan Benefits Administration	3,270,001.69	1,770,653.00	3,869,327.40	1,171,327.29	1,171,327.29
444	Fish & Wildlife Equipment	239,140.79	77,942.59	54,241.47	262,841.91	262,841.91
453	Minority and Women's Business Enterprises	515,948.46	213,060.50	209,385.75	519,623.21	4,586.58	524,209.79
471	State Patrol Nonappropriated Airplane Revolving	249,590.45	761.00	34,548.27	215,803.18	462.33	216,265.51
546	Risk Management	1,242,065.34	1,072,993.53	1,527,878.37	787,180.50	787,180.50
547	Liability	75,111,552.13	48,452,034.76	13,312,080.82	110,251,506.07	515,161.27	110,766,667.34
721	Public Employees' and Retirees' Insurance	358,685,431.57	139,576,271.85	148,975,925.54	349,285,777.88	1,443,590.70	350,729,368.58
730	Public Employees' and Retirees' Insurance Reserve	126,942,145.00	24,042.39	126,966,187.39	126,966,187.39
739	Certificates of Participation and Other Financing - State	536,719.44	9,453,496.25	7,858,604.53	2,131,611.16	144.00	2,131,755.16
TOTAL INTERNAL SERVICE FUNDS		\$ 605,973,209.62	\$ 231,417,287.66	\$ 213,297,182.68	\$ 624,093,314.60	\$ 2,851,268.40	\$ 626,944,583.00
PRIVATE PURPOSE FUNDS							
196	Unclaimed Personal Property	\$ 1,169,765.93	\$ 4,440,081.87	\$ 4,840,708.30	\$ 769,139.50	\$ 3,200,569.46	\$ 3,969,708.96
738	Department of Social and Health Services Trust	53,654.52	53,654.52	53,654.52
TOTAL PRIVATE PURPOSE FUNDS		\$ 1,223,420.45	\$ 4,440,081.87	\$ 4,840,708.30	\$ 822,794.02	\$ 3,200,569.46	\$ 4,023,363.48

RECEIPTS AND DISBURSEMENTS FOR TREASURER'S TRUST FUNDS

	September 1, 2014	September 2014		September 30, 2014		
	Beginning Book Balance	Plus Receipts	Less Disbursements	Ending Book Balance	Outstanding Warrants	Ending Cash Balance
AGENCY FUNDS						
16C Real Estate/Property Tax Admin Assistance	\$ 53,755.00	\$ 53,457.50	\$ 53,755.00	\$ 53,457.50	\$	\$ 53,457.50
17A County Enhanced 911 Excise Tax	5,672,203.48	5,359,396.04	5,779,194.41	5,252,405.11	5,252,405.11
525 Washington State Combined Fund Drive	789,555.54	280,939.93	(1,886.67)	1,072,382.14	13,724.33	1,086,106.47
660 Natural Resources Deposit	8,619,475.43	29,376,037.10	21,356,121.19	16,639,391.34	465,862.66	17,105,254.00
734 Centennial Document Preservation and Modernization	490,379.32	240,987.18	731,366.50	731,366.50
737 High Occupancy Vehicle
757 Maritime Historic Restoration and Preservation	1,845.31	291.40	2,136.71	2,136.71
797 Local Tourism Promotion	947,325.00	989,941.00	956,967.00	980,299.00	980,299.00
TOTAL AGENCY FUNDS	\$ 16,574,539.08	\$ 36,301,050.15	\$ 28,144,150.93	\$ 24,731,438.30	\$ 479,586.99	\$ 25,211,025.29
TOTAL TREASURER'S TRUST FUNDS	\$ 1,015,720,682.78	\$ 442,483,371.81	\$ 416,367,254.05	\$ 1,041,836,800.54	\$ 10,870,057.38	\$ 1,052,706,857.92

INVESTMENT STATEMENT & INVESTMENT INTEREST INCOME AND CAPITAL GAINS

INVESTMENT STATEMENT

Fund / Account	September 1, 2014	Purchased	Maturities & Sales	Amortization	September 30, 2014
Treasury & Treasurer's Trust					
Investments (trade date basis)	\$ 4,254,288,010.60	\$ 1,930,040,523.47	\$ 1,919,402,994.67	\$ (822,820.26)	\$ 4,264,102,719.14
Reverse Repurchase Agreements
Purchased Accrued Interest	1,447,714.29	457,305.35	993,806.80	911,212.84
Total Treasury & Treasurer's Trust	\$ 4,255,735,724.89	\$ 1,930,497,828.82	\$ 1,920,396,801.47	\$ (822,820.26)	\$ 4,265,013,931.98
Local Government Investment Pool					
Investments (trade date basis)	\$ 9,574,076,692.83	\$ 10,110,409,667.76	\$ 9,924,813,576.28	\$ 396,395.31	\$ 9,760,069,179.62
Reverse Repurchase Agreements
Purchased Accrued Interest	10,458.90	10,458.90
Total Local Government Investment Pool	\$ 9,574,076,692.83	\$ 10,110,420,126.66	\$ 9,924,813,576.28	\$ 396,395.31	\$ 9,760,079,638.52
Total All Accounts	\$ 13,829,812,417.72	\$ 12,040,917,955.48	\$ 11,845,210,377.75	\$ (426,424.95)	\$ 14,025,093,570.50

INVESTMENT INTEREST INCOME AND CAPITAL GAINS CURRENT MONTH AND FISCAL YEAR TO DATE COMPARISON

Fund / Account	September 2014	September 2013	Fiscal Year 2015	Fiscal Year 2014
Treasury & Treasurer's Trust				
Cash	\$ 4,513,545.76	\$ 3,816,757.14	\$ 6,849,507.40	\$ 5,589,345.34
Custody Bank Fees	(4,615.66)	(4,535.16)	(13,847.16)	(13,732.07)
Other Bank Fees	(15,129.53)	(14,598.98)	(40,031.42)	(41,672.78)
Amortization	(822,820.26)	(928,466.33)	(2,589,928.54)	(2,682,722.89)
Accrued Interest	(1,651,043.50)	(1,534,828.15)	2,023,551.95	1,325,279.34
Gains and Losses	32,978.76	158,486.94	459,776.54	1,080,715.54
Total Treasury & Treasurer's Trust	\$ 2,052,915.57	\$ 1,492,815.46	\$ 6,689,028.77	\$ 5,257,212.48
Local Government Investment Pool				
Cash	\$ 409,071.06	\$ 481,424.42	\$ 1,278,848.88	\$ 1,699,397.74
Amortization	396,395.31	440,495.70	1,299,490.31	1,478,175.06
Accrued Interest	(27,322.70)	(23,649.95)	(71,386.42)	(143,734.09)
Gains and Losses	39,807.48	146,512.60	110,131.79	277,958.65
Total Local Government Investment Pool	\$ 817,951.15	\$ 1,044,782.77	\$ 2,617,084.56	\$ 3,311,797.36
Total All Accounts	\$ 2,870,866.72	\$ 2,537,598.23	\$ 9,306,113.33	\$ 8,569,009.84

JAMES L. McINTIRE
STATE TREASURER
PO BOX 40200
OLYMPIA WA 98504-0200

