



**Washington State
Treasurer's
Monthly Report**

September 2015



**JAMES L. McINTIRE
State Treasurer**

In accordance with the Americans with Disabilities Act, this publication will be made available in alternate formats upon request to the Office of the State Treasurer, Legislative Building, 2nd Floor, Olympia, Washington 98504-0200, telephone (360) 902-9000, fax (360) 902-9037 or TTY Users Call: 7-1-1.
Web Site: <http://tre.wa.gov>.

TABLE OF CONTENTS

	<i>Page</i>
State Treasurer’s Letter	1
General Fund	2
Treasury, Treasurer’s Trust and Local Government Investment Pool Flow Chart	3
Treasury & Treasurer’s Trust, Treasury and Treasurer’s Trust Charts	4
General Fund and Local Government Investment Pool Charts	5
Receipts and Disbursements for the State Treasury	6
Receipts and Disbursements for Trust Funds	16
Investment Statement & Investment Interest Income and Capital Gains	23



JAMES L. McINTIRE,
State Treasurer

State of Washington
Office of the Treasurer
Legislative Building
P.O. Box 40200
Olympia, Washington 98504-0200

(360) 902-9000 • TTY 7-1-1
FAX (360) 902-9037
Home Page <http://tre.wa.gov>

Fellow Washingtonians,

I am pleased to report on the operations of the Office of the State Treasurer for the month of September 2015. At the close of the month, the Treasury & Treasurer's Trust book balance was \$3.7 billion with investment earnings distributed for the month of \$2.4 million.

Sincerely,

A handwritten signature in cursive script, reading "James L. McIntire".

James L McIntire
Washington State Treasurer

GENERAL FUND

GENERAL FUND CURRENT MONTH AND FISCAL YEAR TO DATE COMPARISON (In Millions)

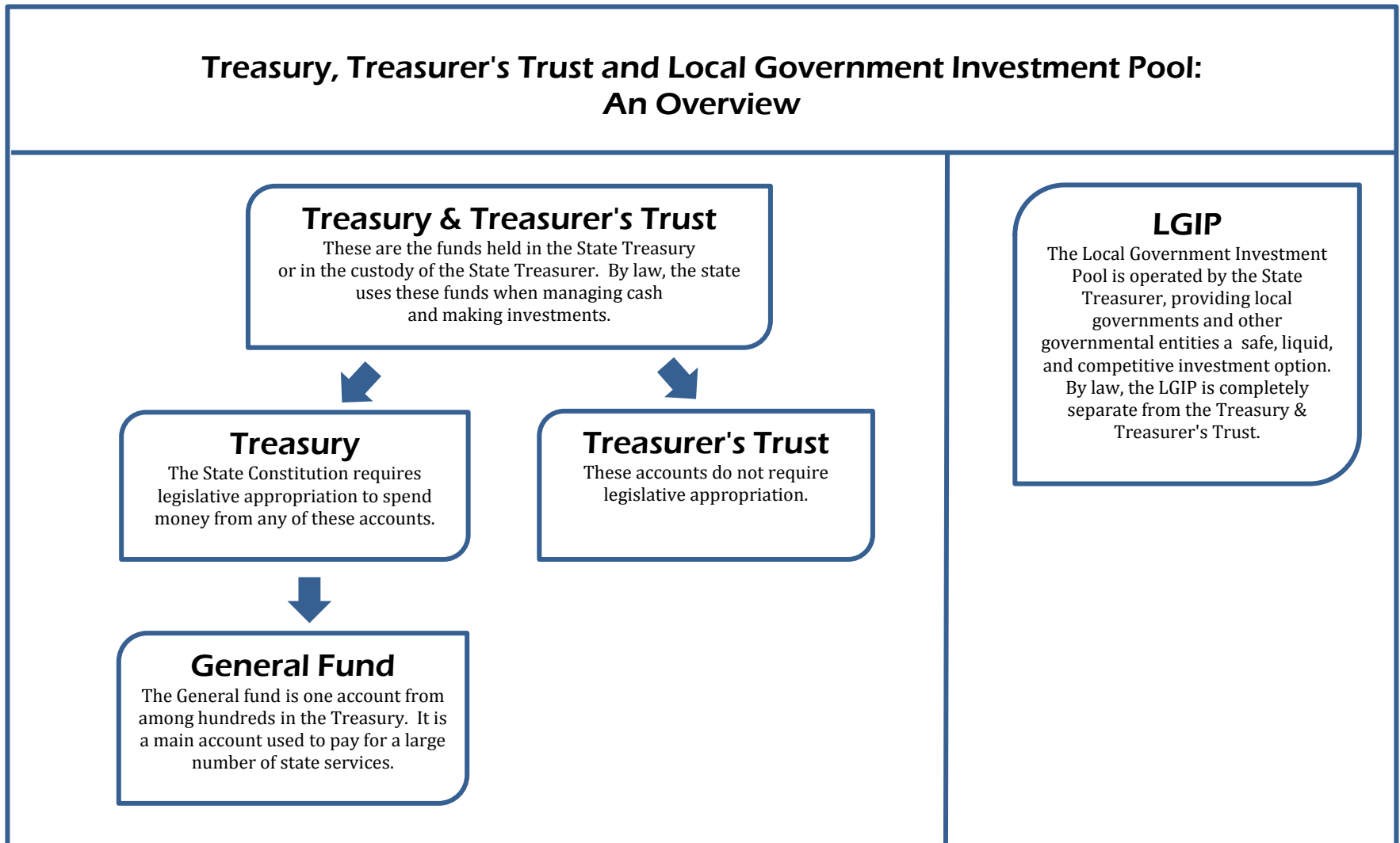
	Month of September		Fiscal Year to Date	
	2015	2014	2016	2015
Beginning Book Balance	\$ (13.094)	\$ (735.433)	\$ 1,001.142	\$ 401.227
Cash Revenue	1,901.583	2,371.824	5,994.955	6,452.224
Other Cash Receipts	645.169	410.527	2,067.459	1,738.195
Total Cash Receipts	<u>\$ 2,546.752</u>	<u>\$ 2,782.351</u>	<u>\$ 8,062.414</u>	<u>\$ 8,190.419</u>
Total Cash Disbursements	<u>\$ 2,475.298</u>	<u>\$ 2,758.609</u>	<u>\$ 9,005.196</u>	<u>\$ 9,303.337</u>
Ending Book Balance	<u>\$ 58.360</u>	<u>\$ (711.691)</u>	<u>\$ 58.360</u>	<u>\$ (711.691)</u>
Cash Revenue				
Bond Retirement & Interest	\$ 0.000	\$ 0.000	\$ (0.177)	\$ (0.146)
Secretary of State	2.441	2.302	7.685	6.949
Department of Revenue:				
Retail Sales Tax	740.076	690.462	2,208.635	2,090.544
Business & Occupation Tax	276.246	279.468	880.266	883.451
Compensating Tax	48.788	53.787	159.999	155.915
Cigarette Tax	34.500	40.702	70.187	108.123
Public Utility Tax	29.812	27.580	89.177	86.963
Various Other Revenue	42.391	38.284	110.534	114.740
Insurance Commission	118.835	105.220	126.822	132.874
Liquor Control Board	13.322	21.774	13.470	21.989
Department of Licensing:				
Excise Tax – Other	0.015	0.014	0.045	0.043
Various Other Revenue	0.459	0.572	4.481	4.805
Department of Social & Health Services	6.373	11.771	24.821	34.074
Universities & Colleges	0.000	0.000	0.000	0.000
Treasurer's Transfers	0.000	0.550	(50.577)	(47.717)
Counties:				
Property Tax	10.590	9.383	33.151	29.331
Real Estate Excise Tax	79.764	64.677	257.696	198.864
Various Other Revenue	4.966	4.722	15.151	14.869
Federal Grants-In-Aid (All Agencies)	496.642	1,005.481	1,925.011	2,514.287
Revenues Distributed to Local Governments	(0.269)	(0.258)	(0.785)	(0.759)
Other Agencies' Cash Revenue	(3.368)	15.333	119.363	103.025
Total Cash Revenue	<u>\$ 1,901.583</u>	<u>\$ 2,371.824</u>	<u>\$ 5,994.955</u>	<u>\$ 6,452.224</u>

Source: Agency Financial Reporting System (AFRS).

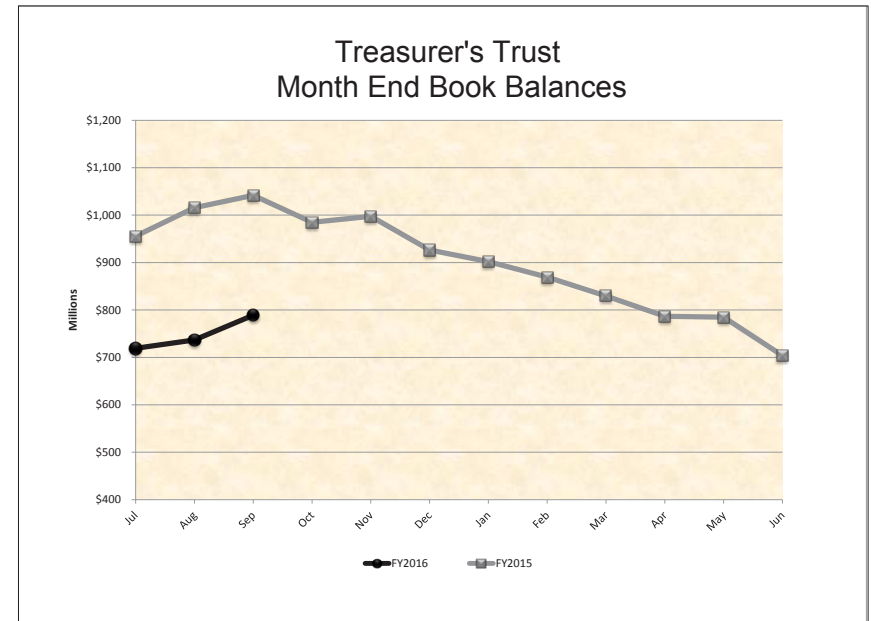
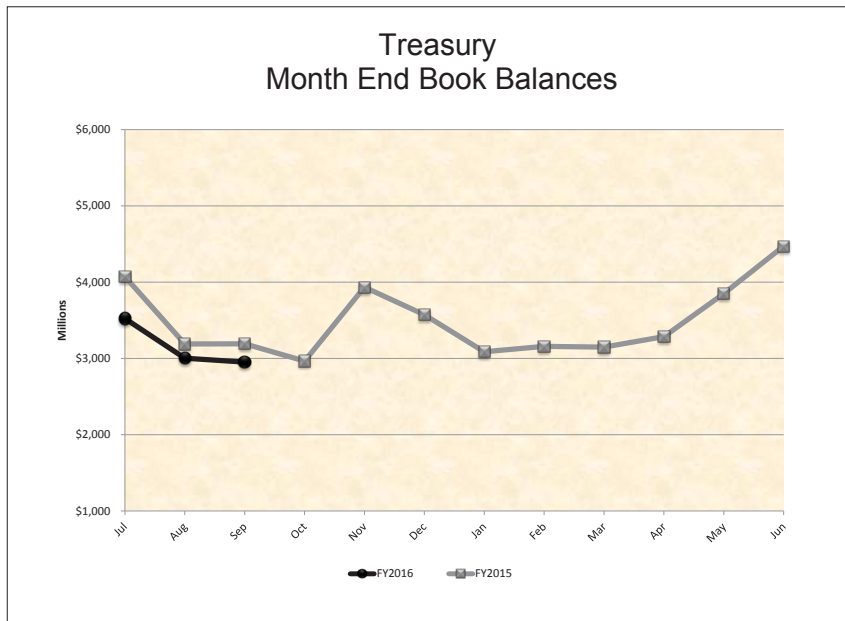
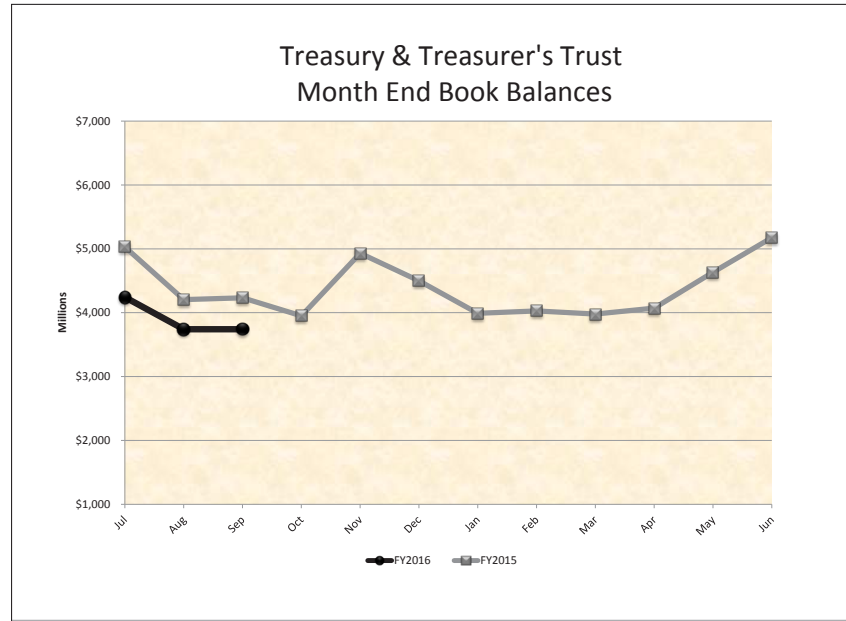
TREASURY, TREASURER'S TRUST AND LGIP FLOW CHART

The State Treasurer is charged with the cash management of public funds, which includes two categories of state funds and accounts: (1) funds and accounts located in the state treasury, which are subject to legislative appropriation; and (2) Treasurer's trust funds, which are accounts placed in the custody of the State Treasurer, and not typically subject to legislative appropriation. Funds within these accounts are comingled for investment and cash management purposes.

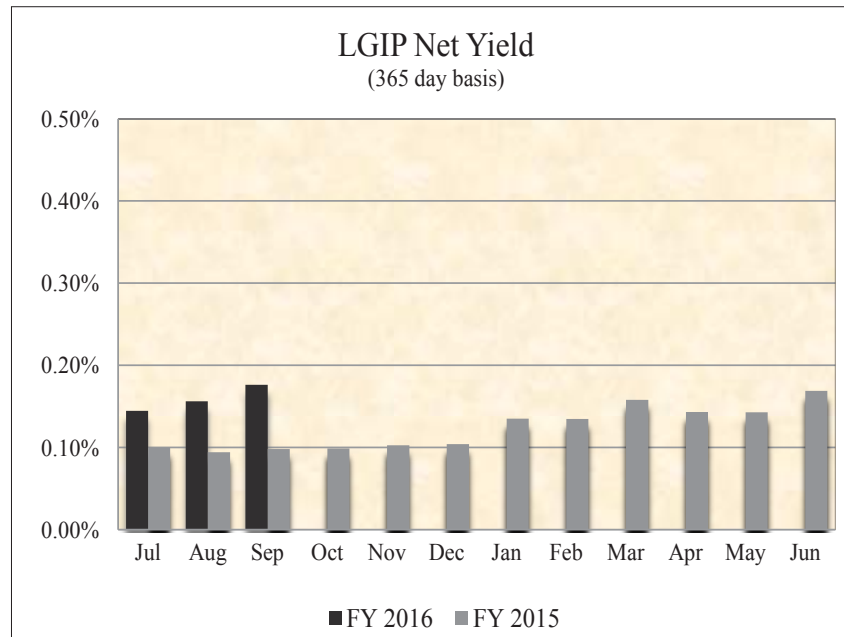
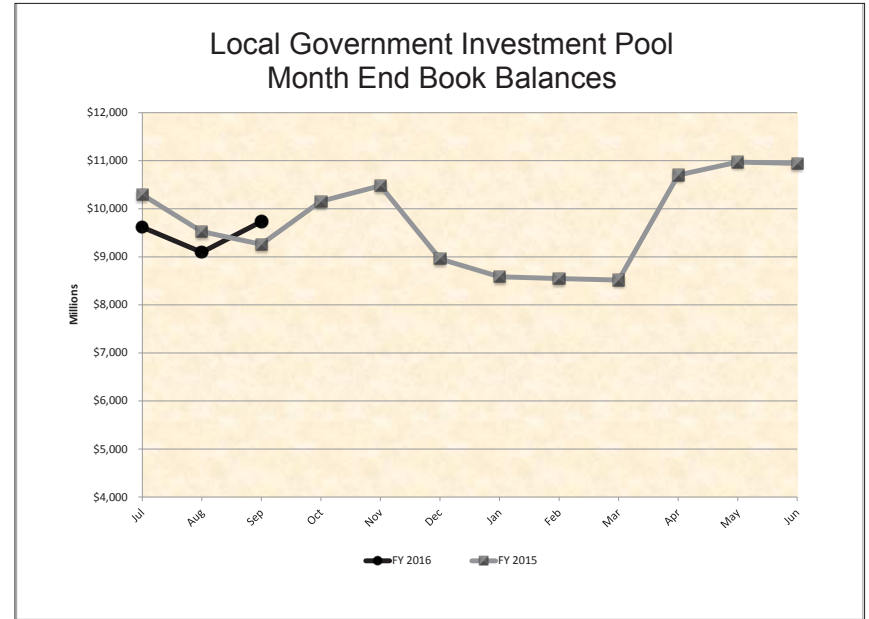
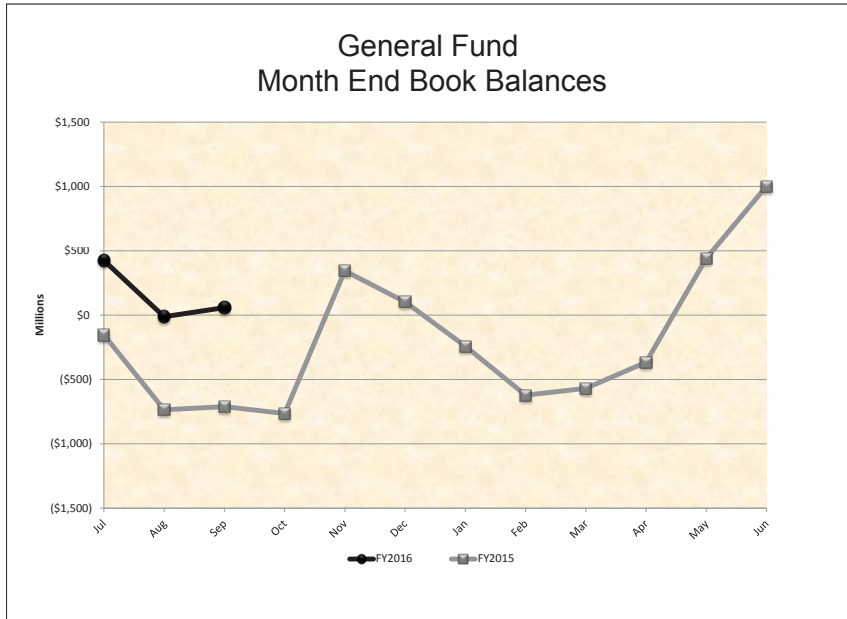
This flow chart describes the structure of the Treasury and Treasurer's Trust Accounts. Month end balances of these accounts are shown on pages 4 and 5.



TREASURY & TREASURER'S TRUST AND TREASURY AND TREASURER'S TRUST CHART



GENERAL FUND AND LOCAL GOVERNMENT INVESTMENT POOL CHARTS



RECEIPTS AND DISBURSEMENTS FOR TREASURY FUNDS

		September 1, 2015	September 2015		September 30, 2015		
		Beginning Book Balance	Plus Receipts	Less Disbursements	Ending Book Balance	Outstanding Warrants	Ending Cash Balance
GENERAL FUND							
001	General	\$ (13,094,182.24)	\$ 2,546,751,894.96	\$ 2,475,297,780.74	\$ 58,359,931.98	\$ 31,732,750.12	\$ 90,092,682.10
018	Millersylvania Park Current	5,210.50	5,210.50	5,210.50
01E	Geothermal	159.89	159.89	159.89
01N	Institutional Impact	19,144.72	19,144.72	19,144.72
02P	Flood Control Assistance	2,524,487.60	42,306.87	56,228.72	2,510,565.75	2,510,565.75
031	State Investment Board Expense	2,039,786.33	1,876,313.01	1,645,897.33	2,270,202.01	55,051.64	2,325,253.65
032	State Emergency Water Projects Revolving	221,616.92	221,616.92	221,616.92
03A	Excess Earnings
03L	County Criminal Justice Assistance	1,197,177.62	772.06	148,665.78	1,049,283.90	1,467.16	1,050,751.06
03M	Municipal Criminal Justice Assistance	115,626.36	172.24	93,227.22	22,571.38	565.05	23,136.43
04L	Public Health Services	6.14	6.14	6.14
051	State and Local Improvements Revolving	93,108.83	93,108.83	93,108.83
055	State & Local Improve Revolving (Waste Disp Facilities, 1980)	2,639.01	2,639.01	2,639.01
05C	Criminal Justice Treatment	9,435,397.58	35,391.09	557,362.27	8,913,426.40	32,422.01	8,945,848.41
05M	Tourism Development and Promotion
070	Outdoor Recreation	(3,728,252.99)	(1,999.74)	405,715.72	(4,135,968.45)	(4,135,968.45)
072	State & Local Improve Revolving (Water Supply Facilities)	862,714.07	2,240.81	2,550.41	862,404.47	862,404.47
09C	Farmlands Preservation	1,118,627.36	1,999.74	13,148.85	1,107,478.25	1,107,478.25
09G	Riparian Protection	(1,263,793.79)	170,700.40	(1,434,494.19)	(1,434,494.19)
09R	Economic Development Strategic Reserve	2,532,613.28	156,550.16	2,376,063.12	2,376,063.12
10K	Veterans Innovation Program	103,740.40	103,740.40	103,740.40
10P	Columbia River Basin Water Supply Development	17,757,458.75	82,914.37	2,434,502.02	15,405,871.10	499,905.00	15,905,776.10
10R	Energy Freedom	882,893.81	459.87	(738,740.29)	1,622,093.97	1,622,093.97
10T	Hood Canal Aquatic Rehabilitation Bond	(2,541.81)	(2,541.81)	(2,541.81)
11F	Reinvesting in Youth	13,403.01	13,397.03	5.98	5.98
11N	Heritage Barn Preservation
11W	Water Quality Capital	34,227.10	34,227.10	34,227.10
125	Site Closure	27,539,179.57	33,681.60	124,378.61	27,448,482.56	424.00	27,448,906.56
12B	Green Energy Incentive
12J	Boating Activities	10,000.00	10,000.00	10,000.00
12K	Puget Sound Scientific Research
12R	Independent Youth Housing
12W	Veterans Conservation Corps
14B	Budget Stabilization	534,923,824.93	201,449.66	16,536.14	535,108,738.45	21,053.74	535,129,792.19
14C	Puget Sound Recovery
14H	Community Preservation & Development Auth	8,750.00	8,750.00	8,750.00
14L	Streamlined Sales & Use Tax Mitigation	26,310,660.54	(24,923.33)	5,790,401.73	20,495,335.48	20,495,335.48
15C	WA Community Tech Opportunity
15F	Local Public Safety Enhancement
15J	Building Communities

RECEIPTS AND DISBURSEMENTS FOR TREASURY FUNDS

		September 1, 2015	September 2015		September 30, 2015		
		Beginning Book Balance	Plus Receipts	Less Disbursements	Ending Book Balance	Outstanding Warrants	Ending Cash Balance
GENERAL FUND (Continued)							
15K	Columbia River Water Delivery	\$ 16,173.66	\$	\$	\$ 16,173.66	\$	\$ 16,173.66
15R	Evergreen Job Training
16V	Water Rights Processing	417,748.44	31,527.00	449,275.44	449,275.44
177	Judicial Retirement Administrative
17C	Opportunity Express Account	62,171.42	62,171.42	62,171.42
17E	State Efficiency and Restructuring
17F	Washington Opportunity Pathways	10,182,252.26	10,727,408.14	1,592,299.46	19,317,360.94	19,317,360.94
17K	Basic Health Plan Stabilization
18H	Opportunity Expansion	6,000,326.64	6,000,326.64	6,000,326.64
18T	Child and Family Reinvestment	2,303,960.64	2,303,960.64	2,303,960.64
19K	Yakima Integrated Plan Implementation
19L	Charter Schools Oversight	29,361.38	24,483.59	53,844.97	53,844.97
19N	Diesel Idle Reduction
20C	Yakima Integrated Plan Implementation Taxable Bond
20F	Invest in Washington
20L	Early Start
244	Habitat Conservation	969,274.72	331.00	2,468,803.07	(1,499,197.35)	(1,499,197.35)
253	Education Construction	7,089,292.58	3,783.77	7,093,076.35	7,093,076.35
285	Growth Management Planning and Environmental Review
291	Education Savings
355	State Taxable Building Construction	(25,394,057.62)	600,000.00	6,870,277.36	(31,664,334.98)	2,910,000.00	(28,754,334.98)
359	School Constr & Skill Ctrs Bldg	627,123.43	627,123.43	627,123.43
489	Pension Funding Stabilization
548	LEOFF System Plan 2 Expense	63,792.02	86,855.97	69,521.83	81,126.16	276.12	81,402.28
563	Columbia River Crossing Project
565	Yakima Integrated Plan Implementation Revenue Recovery
828	Tobacco Prevention and Control	1,782,650.42	954.58	2,138.40	1,781,466.60	1,781,466.60
830	Agricultural College Trust Management	400,468.22	1,417,647.00	44,139.78	1,773,975.44	375.48	1,774,350.92
TOTAL GENERAL FUND		\$ 614,214,221.70	\$ 2,561,895,664.26	\$ 2,497,235,482.74	\$ 678,874,403.22	\$ 35,254,290.32	\$ 714,128,693.54
SPECIAL REVENUE FUNDS							
002	Hospital Data Collection	\$ 82,193.43	\$ 43,187.14	\$ 12,064.99	\$ 113,315.58	\$	\$ 113,315.58
003	Architects' License	939,635.10	31,261.00	46,296.17	924,599.93	549.00	925,148.93
007	Winter Recreational Program	1,215,964.80	27,064.70	1,188,900.10	262.62	1,189,162.72
014	Forest Development	10,499,670.23	(77,833.47)	(388,301.61)	10,810,138.37	24,320.55	10,834,458.92
01B	ORV & Non-Highway Vehicle Account	887,416.13	231,545.14	160,633.70	958,327.57	163.35	958,490.92
01M	Snowmobile	2,392,514.33	160,862.22	27,336.29	2,526,040.26	2,526,040.26
024	Professional Engineers'	1,998,564.00	153,788.00	184,713.51	1,967,638.49	1,943.89	1,969,582.38
026	Real Estate Commission	4,516,276.41	396,908.65	508,076.65	4,405,108.41	6,896.03	4,412,004.44
027	Reclamation	2,950,300.31	198,735.90	75,044.95	3,073,991.26	650.00	3,074,641.26

RECEIPTS AND DISBURSEMENTS FOR TREASURY FUNDS

	September 1, 2015			September 2015		September 30, 2015		
	Beginning Book Balance	Plus Receipts	Less Disbursements	Ending Book Balance	Outstanding Warrants	Ending Cash Balance		
SPECIAL REVENUE FUNDS (Continued)								
02A Surveys and Maps	\$ 986,208.14	\$ 46,257.66	\$ 17,705.20	\$ 1,014,760.60	\$ 30.00	\$ 1,014,790.60		
02G Health Professions	29,226,005.94	4,413,903.59	3,523,954.82	30,115,954.71	67,646.24	30,183,600.95		
02H Business Enterprises Revolving	696,432.68	113,805.29	76,771.05	733,466.92	4,155.08	737,622.00		
02J Certified Public Accountants'	3,033,671.34	63,318.61	127,621.61	2,969,368.34	710.00	2,970,078.34		
02K Death Investigations	2,522,867.24	276,633.10	651,243.06	2,148,257.28	1,543.73	2,149,801.01		
02M Essential Rail Assistance	817,383.64	1,282.57	721.80	817,944.41	817,944.41		
02N Parkland Acquisition	224,365.01	224,365.01	224,365.01		
02R Aquatic Lands Enhancement	8,019,221.41	(6,737.24)	516,199.64	7,496,284.53	22,813.60	7,519,098.13		
02W Timber Tax Distribution	755,922.69	88,605.34	392,371.93	452,156.10	3,253.04	455,409.14		
030 Landowner Contingency Forest Fire Suppression	4,294,486.98	12.26	7,712.00	4,286,787.24	4,286,787.24		
039 Aeronautics	2,749,225.21	539,942.75	977,177.83	2,311,990.13	115,776.10	2,427,766.23		
03B Asbestos	1,035,940.45	24,465.00	20,678.82	1,039,726.63	202.50	1,039,929.13		
03C Emergency Medical Services and Trauma Care System Trust	6,615,185.01	1,065,776.33	37,369.50	7,643,591.84	17,524.00	7,661,115.84		
03F Enhanced 911	9,383,280.87	1,879,062.87	2,286,237.06	8,976,106.68	89,449.89	9,065,556.57		
03N Business License	7,523,820.14	1,461,994.37	1,455,157.62	7,530,656.89	71,601.13	7,602,258.02		
03P Fire Service Trust	401,651.29	155.00	26,665.79	375,140.50	10.00	375,150.50		
03R Safe Drinking Water	3,796,162.75	98,674.60	175,365.99	3,719,471.36	145.90	3,719,617.26		
041 Resource Management Cost	13,546,779.91	(138,801.55)	(4,432,532.38)	17,840,510.74	67,406.11	17,907,916.85		
042 Charitable, Educational, Penal, and Reformatory Institutions	5,272,630.40	2,900.03	(141,605.99)	5,417,136.42	5,417,136.42		
044 Waste Reduction, Recycling, and Litter Control	1,524,546.09	861,397.66	337,381.93	2,048,561.82	1,079.16	2,049,640.98		
045 State Vehicle Parking	424,363.36	177,004.74	123,175.06	478,193.04	175.00	478,368.04		
048 Marine Fuel Tax Refund	313,337.67	6,036.19	10,692.15	308,681.71	6,471.21	315,152.92		
04E Uniform Commercial Code	2,085,050.62	76,288.90	141,862.86	2,019,476.66	1,574.88	2,021,051.54		
04H Surface Mining Reclamation	1,194,146.08	(5,043.34)	(57,076.70)	1,246,179.44	1,246,179.44		
04M Recreational Fisheries Enhancement	1,469,593.62	139,709.47	102,719.10	1,506,583.99	2,576.32	1,509,160.31		
04R Drinking Water Assistance	15,861,978.33	12,513,792.62	628,226.67	27,747,544.28	42,207.42	27,789,751.70		
04V Vehicle License Fraud	87,680.73	8,602.09	9,711.25	86,571.57	86,571.57		
04W Waterworks Operator Certification	1,226,728.65	38,232.20	29,313.34	1,235,647.51	132.00	1,235,779.51		
058 Public Works Assistance	(19,188,995.67)	1,728,499.61	1,833,398.93	(19,293,894.99)	994.24	(19,292,900.75)		
05H Disaster Response	14,874,792.40	246,684.90	6,085,171.48	9,036,305.82	198,780.40	9,235,086.22		
05R Drinking Water Assistance Administrative	5,249,271.88	85,422.27	30,955.11	5,303,739.04	5,303,739.04		
05W State Drought Preparedness	14,578,140.22	53.86	2,093.20	14,576,100.88	14,576,100.88		
06A Salmon Recovery	20,152.84	20,152.84	20,152.84		
06G Real Estate Appraiser Commission	640,714.65	81,087.67	97,988.37	623,813.95	10,908.00	634,721.95		
06K Lead Paint	137,562.33	3,895.00	828.68	140,628.65	140,628.65		
06L Business and Professions	4,796,058.95	710,929.08	605,066.51	4,901,921.52	15,316.26	4,917,237.78		
06R Real Estate Research	1,037,893.66	17,820.00	400.00	1,055,313.66	100.00	1,055,413.66		
06T License Plate Technology	567,178.82	122,739.47	23.29	689,895.00	14.44	689,909.44		
071 Warm Water Game Fish	486,844.97	98,232.27	125,965.00	459,112.24	719.41	459,831.65		
07C Vessel Response	223,810.35	500.00	224,310.35	224,310.35		

RECEIPTS AND DISBURSEMENTS FOR TREASURY FUNDS

		September 1, 2015	September 2015		September 30, 2015		
		Beginning Book Balance	Plus Receipts	Less Disbursements	Ending Book Balance	Outstanding Warrants	Ending Cash Balance
SPECIAL REVENUE FUNDS (Continued)							
07R	Drinking Water Assistance Repayment	\$ 21,402,614.04	\$ 1,185,716.19	\$ 4,767,339.40	\$ 17,820,990.83	\$	\$ 17,820,990.83
07W	Domestic Violence Prevention	620,891.89	95,975.12	(125,187.33)	842,054.34	6,396.32	848,450.66
080	Grade Crossing Protective	224,611.14	119.88	224,731.02	224,731.02
081	State Patrol Highway	44,462,936.72	15,206,238.32	18,411,595.71	41,257,579.33	150,807.28	41,408,386.61
082	Motorcycle Safety Education	1,452,062.53	241,639.48	161,055.74	1,532,646.27	11,090.36	1,543,736.63
084	Building Code Council	140,568.60	29,050.48	40,080.26	129,538.82	736.74	130,275.56
086	Fire Service Training	6,880,494.54	151,958.69	521,654.28	6,510,798.95	1,187.94	6,511,986.89
087	Park Land Trust Revolving	2,124,970.76	181,735.88	79,978.87	2,226,727.77	311.11	2,227,038.88
08A	Education Legacy Trust	35,495,922.46	20,912,628.23	6,506,161.92	49,902,388.77	83,189.07	49,985,577.84
08G	Flexible Spending Administrative	2,718,442.18	1,589.66	57,888.92	2,662,142.92	2,662,142.92
08H	Military Department Rental and Lease	1,368,039.60	35,691.25	21,883.09	1,381,847.76	255.50	1,382,103.26
08K	Problem Gambling	227,253.78	31,333.86	51,675.30	206,912.34	2,500.00	209,412.34
08M	Small City Pavement and Sidewalk	1,474,366.36	87,427.88	1,561,794.24	1,561,794.24
08R	Waste Tire Removal	7,882,790.80	(6,537,686.50)	6,014.08	1,339,090.22	1,339,090.22
094	Transportation Infrastructure	7,843,627.92	4,186.90	812.54	7,847,002.28	7,847,002.28
095	Electrical License	9,631,422.62	1,851,934.75	1,958,711.72	9,524,645.65	14,262.31	9,538,907.96
096	Highway Infrastructure	1,293,936.02	690.58	11,819.09	1,282,807.51	11,819.09	1,294,626.60
097	Recreational Vehicle	2,249,039.56	56,309.90	9.00	2,305,340.46	3.00	2,305,343.46
099	Puget Sound Capital Construction	16,194,117.17	6,704,438.85	8,700,852.08	14,197,703.94	1,196.51	14,198,900.45
09E	Freight Mobility Investment	9,255,835.01	5,026.37	321,553.16	8,939,308.22	8,939,308.22
09F	High-Occupancy Toll Lanes Operations	3,073,660.74	1,509.86	(61,190.32)	3,136,360.92	3,136,360.92
09H	Transportation Partnership	228,130,655.16	13,362,604.42	74,738,089.38	166,755,170.20	335,694.86	167,090,865.06
09M	Aquatic Invasive Species Enforcement	395,210.82	3,032.00	20,852.05	377,390.77	377,390.77
09N	Aquatic Invasive Species Prevention	286,807.62	9,136.00	39,714.90	256,228.72	380.56	256,609.28
09P	City-County Assistance	3,117,700.94	1,382,799.69	4,500,509.82	(9.19)	63.92	54.73
09T	Washington Main Street Trust Fund	57,382.34	57,382.34	57,382.34
102	Rural Arterial Trust	18,388,440.08	1,717,729.87	3,051,251.21	17,054,918.74	5,513.10	17,060,431.84
104	State Wildlife	30,908,927.39	5,409,030.03	3,532,603.31	32,785,354.11	96,351.60	32,881,705.71
106	Highway Safety	23,988,092.25	13,001,452.02	8,703,729.32	28,285,814.95	310,748.74	28,596,563.69
107	Liquor Excise Tax	6,009,123.17	3,057,539.33	11,146.03	9,055,516.47	9,055,516.47
108	Motor Vehicle	164,271,807.99	174,652,675.44	152,097,489.09	186,826,994.34	6,216,876.85	193,043,871.19
109	Puget Sound Ferry Operations	52,694,505.51	19,676,861.55	21,257,369.31	51,113,997.75	162,524.13	51,276,521.88
10A	Aquatic Algae Control	336,223.29	14,845.58	2,958.60	348,110.27	348,110.27
10B	Home Security Fund	4,144,277.64	1,720,020.66	987,631.63	4,876,666.67	6,246.88	4,882,913.55
10G	Water Rights Tracking System	392,046.58	30,926.19	422,972.77	422,972.77
110	Special Wildlife	3,262,925.05	249,091.11	85,829.09	3,426,187.07	566.60	3,426,753.67
111	Public Service Revolving	14,304,022.76	88,572.60	1,842,683.34	12,549,912.02	657,552.84	13,207,464.86
113	Common School Construction	54,106,523.95	654,600.60	(55,335.41)	54,816,459.96	6,043.00	54,822,502.96
116	Basic Data	38,020.00	38,020.00	38,020.00
119	Unemployment Compensation Administration	(147,749.03)	11,310,197.12	11,089,383.90	73,064.19	173,257.92	246,322.11

RECEIPTS AND DISBURSEMENTS FOR TREASURY FUNDS

		September 1, 2015	September 2015		September 30, 2015		
		Beginning Book Balance	Plus Receipts	Less Disbursements	Ending Book Balance	Outstanding Warrants	Ending Cash Balance
SPECIAL REVENUE FUNDS (Continued)							
11B	Regional Mobility Grant Program	\$ 25,377,201.13	\$ 6,263,654.04	\$ 240,129.55	\$ 31,400,725.62	\$	\$ 31,400,725.62
11E	Freight Mobility Multimodal	9,166,323.73	4,823.12	958,083.00	8,213,063.85	8,213,063.85
11H	Forest and Fish Support	4,548,402.53	345,977.16	76,860.77	4,817,518.92	64,768.60	4,882,287.52
11K	Washington Auto Theft Prevention Authority	(34,395.73)	577,507.97	315,605.92	227,506.32	38.39	227,544.71
120	Administrative Contingency	14,047,891.89	1,641,882.38	434,147.68	15,255,626.59	185.70	15,255,812.29
12C	Affordable Housing For All	6,260,608.54	638,478.99	178,593.64	6,720,493.89	22,669.28	6,743,163.17
12M	Charitable Organization Education	1,163,698.98	20,180.00	110.00	1,183,768.98	40.00	1,183,808.98
12T	Traumatic Brain Injury	1,955,640.45	116,364.45	100,188.67	1,971,816.23	1,971,816.23
134	Employment Services Administrative	19,958,415.45	4,133,199.98	1,057,664.07	23,033,951.36	1,646.65	23,035,598.01
138	Insurance Commissioner's Regulatory	29,061,592.34	81,803.40	2,182,769.33	26,960,626.41	9,485.20	26,970,111.61
144	Transportation Improvement	55,034,907.05	8,266,985.49	7,997,370.00	55,304,522.54	200.00	55,304,722.54
146	Firearms Range	1,055,280.91	23,647.95	21,437.53	1,057,491.33	3.00	1,057,494.33
14A	Wildlife Rehabilitation	548,963.70	13,933.20	16,480.68	546,416.22	5,417.50	551,833.72
14G	Ballast Water Management	23,000.00	23,000.00	23,000.00
14M	Financial Fraud & ID Theft	529,049.55	67,540.00	3,181.08	593,408.47	593,408.47
14R	Military Active State Service
14V	Ignition Interlock Device	1,428,112.22	195,260.00	47,739.70	1,575,632.52	1,575,632.52
150	Low-Income Weatherization/ Structural Rehabilitation Assistance	1,701,029.44	936.32	3,430.45	1,698,535.31	1,698,535.31
153	Rural Mobility Grant Program	327,591.65	2,500,221.74	8,256.64	2,819,556.75	2,819,556.75
154	New Motor Vehicle Arbitration	2,023,807.93	67,261.21	28,387.35	2,062,681.79	8,867.34	2,071,549.13
158	Aquatic Land Dredged Material Disposal Site	358,564.89	48.53	(12.72)	358,626.14	358,626.14
159	Parks Improvement	1,098,679.33	66,323.13	31,189.17	1,133,813.29	3,010.50	1,136,823.79
15H	Cleanup Settlement	78,544,195.96	139,144.81	578,192.22	78,105,148.55	12,440.88	78,117,589.43
15M	Biotoxin	619,091.28	37,109.13	73,381.27	582,819.14	115.61	582,934.75
15P	Energy Recovery Act	3,368,268.69	480,114.11	3,848,382.80	3,848,382.80
160	Wood Stove Education and Enforcement	536,178.19	47,857.63	4,123.29	579,912.53	579,912.53
162	Farm Labor Contractor	44,938.23	1,170.00	46,108.23	46,108.23
167	Natural Resources Conservation Areas Stewardship	243,153.04	0.53	(500.00)	243,653.57	243,653.57
16A	Judicial Stabilization Trust	971,906.34	458,394.65	641,069.77	789,231.22	2,565.75	791,796.97
16J	SR 520 Corridor	54,415,393.50	(2,140,281.86)	(5,178,339.20)	57,453,450.84	57,453,450.84
16M	Appraisal Management Company	340,684.54	8,000.00	7,025.78	341,658.76	1,200.00	342,858.76
16P	Marine Resources Stewardship Trust	1,962,779.62	1,126.72	44,674.96	1,919,231.38	125.00	1,919,356.38
16W	Hospital Safety Net Assessment	11,486,361.34	15,568,831.98	(203.57)	27,055,396.89	27,055,396.89
172	Basic Health Plan Trust	22,710,634.58	22,710,634.58	22,710,634.58
173	State Toxics Control	25,579,147.22	12,266,755.19	10,075,521.72	27,770,380.69	99,659.45	27,870,040.14
174	Local Toxics Control	82,635,207.10	6,884,865.44	3,780,164.88	85,739,907.66	1,658.22	85,741,565.88
176	Water Quality Permit	5,424,007.77	2,832,977.75	1,131,843.60	7,125,141.92	4,967.00	7,130,108.92
17B	Home Visiting Services	3,022,350.90	1,384,203.83	97,278.10	4,309,276.63	48,120.20	4,357,396.83
17N	Complete Streets Grant Program
17P	SR520 Civil Penalties	17,441,708.45	5,896.49	240,831.74	17,206,773.20	17,206,773.20

RECEIPTS AND DISBURSEMENTS FOR TREASURY FUNDS

		September 1, 2015	September 2015		September 30, 2015		
		Beginning Book Balance	Plus Receipts	Less Disbursements	Ending Book Balance	Outstanding Warrants	Ending Cash Balance
SPECIAL REVENUE FUNDS (Continued)							
17T	Health Benefit Exchange	\$ 1,561,906.45	\$ 2,509,685.00	\$ 493,542.69	\$ 3,578,048.76	\$	\$ 3,578,048.76
17W	Limousine Carriers	19,553.61	1,310.00	20,863.61	20,863.61
182	Underground Storage Tank	1,228,859.75	171,297.44	107,684.82	1,292,472.37	1,292,472.37
186	County Arterial Preservation	935,244.21	1,318,495.99	1,303,169.19	950,571.01	177.45	950,748.46
18J	Capital Vessel Replacement	13,092,433.38	1,800,639.74	5.00	14,893,068.12	12.00	14,893,080.12
18L	Hydraulic Project Approval	180,579.78	25,950.00	29,832.51	176,697.27	750.00	177,447.27
18W	Public Transportation Grant Program
199	Biosolids Permit	815,947.90	85,713.74	52,528.25	849,133.39	849,133.39
19A	Medicaid Fraud Penalty	6,745,380.52	3.55	227,543.26	6,517,840.81	1,387.14	6,519,227.95
19C	Forest Practice Application	708,926.63	1,294.66	(45,207.71)	755,429.00	100.00	755,529.00
19G	Environmental Legacy Stewardship	33,266,268.18	(4,761,048.77)	4,558,169.59	23,947,049.82	51,491.46	23,998,541.28
19T	DOL Technology Improvement and Data Management	129,467.90	12,824.87	142,292.77	142,292.77
200	Regional Fisheries Enhancement Salmonid Recovery	161,686.60	87,590.53	73,143.35	176,133.78	176,133.78
201	Department of Licensing Services	999,622.44	245,927.02	271,215.75	974,333.71	31.13	974,364.84
202	Medical Test Site Licensure	571,296.79	14,975.45	28,525.58	557,746.66	17,286.00	575,032.66
203	Passenger Ferry	27.39	27.39	27.39
204	Volunteer Fire Fighters' and Reserve Officers' Administrative	1,830,331.20	984.89	33,902.51	1,797,413.58	1,011.35	1,798,424.93
207	Hazardous Waste Assistance	2,343,268.61	394,580.06	256,184.62	2,481,664.05	29,790.75	2,511,454.80
20B	Brownfield Redevelopment Trust Fund
20H	Connecting Washington	7,625,000.00	2,495.02	7,670.56	7,619,824.46	7,619,824.46
20J	Electric Vehicle Charging Infrastructure
20M	Puget Sound Taxpayer Accountability
20R	Radioactive Mixed Waste	1,433,120.89	542,742.41	468,459.08	1,507,404.22	711.59	1,508,115.81
215	Special Category C	3,397,605.46	1,224,128.07	4,621,733.53	4,621,733.53
216	Air Pollution Control	2,074,324.34	227,705.19	56,968.56	2,245,060.97	2,245,060.97
217	Oil Spill Prevention	5,753,756.09	665,853.59	240,647.35	6,178,962.33	558.17	6,179,520.50
218	Multimodal Transportation	66,123,369.11	19,988,099.50	12,524,914.08	73,586,554.53	97,146.02	73,683,700.55
222	Freshwater Aquatic Weeds	831,107.61	49,013.51	21,239.92	858,881.20	257.00	859,138.20
223	State Oil Spill Response	6,680,565.60	3,121.82	11,750.43	6,671,936.99	6,671,936.99
234	Public Works Administration	11,009,520.85	485,228.42	254,304.70	11,240,444.57	233.19	11,240,677.76
235	Youth Tobacco Prevention	879,627.81	43,317.24	135,019.44	787,925.61	787,925.61
237	Recreation Access Pass	1,935,601.25	(452,557.78)	1,720.00	1,481,323.47	420.00	1,481,743.47
260	University of Washington Operating Fees
262	Manufactured Home Installation Training	334,160.59	18,495.90	32,774.14	319,882.35	3.01	319,885.36
263	Community and Economic Development Fee	2,370,895.35	133,475.00	102,143.25	2,402,227.10	1,069.44	2,403,296.54
267	Recreation Resources	7,327,884.51	667,402.40	418,887.23	7,576,399.68	182.40	7,576,582.08
268	Nonhighway and Off-Road Vehicle Activities (NOVA) Program	4,531,448.38	397,431.06	213,480.94	4,715,398.50	1,041.94	4,716,440.44
269	Parks Renewal and Stewardship	31,425,810.83	5,087,997.89	6,135,043.04	30,378,765.68	69,016.18	30,447,781.86
271	Washington State University Operating Fees
275	Central Washington University Operating Fees

RECEIPTS AND DISBURSEMENTS FOR TREASURY FUNDS

		September 1, 2015	September 2015		September 30, 2015		
		Beginning Book Balance	Plus Receipts	Less Disbursements	Ending Book Balance	Outstanding Warrants	Ending Cash Balance
SPECIAL REVENUE FUNDS (Continued)							
277	State Agency Parking	\$ 192,714.07	\$ 9,747.50	\$ 5,566.56	\$ 196,895.01	\$ 202.00	\$ 197,097.01
296	Columbia River Basin Water Supply Rev Recovery	1,732,367.43	47,531.74	1,779,899.17	1,779,899.17
315	Dedicated Marijuana Fund	30,645,538.22	13,202,930.81	564,842.92	43,283,626.11	69,552.88	43,353,178.99
319	Public Health Supplemental	1,493,904.63	7,087.70	26,017.54	1,474,974.79	30.30	1,475,005.09
404	State Treasurer's Service	8,133,474.12	1,333,878.14	709,686.28	8,757,665.98	728.14	8,758,394.12
408	Coastal Protection	1,047,294.29	69,355.96	59,270.77	1,057,379.48	1,057,379.48
441	Local Government Archives	977,728.21	370,253.36	139,308.49	1,208,673.08	285.56	1,208,958.64
500	Perpetual Surveillance and Maintenance	45,294,948.01	24,172.24	(118.20)	45,319,238.45	45,319,238.45
507	Oyster Reserve Land	613,814.19	11,680.04	23,187.17	602,307.06	57.24	602,364.30
511	Tacoma Narrows Toll Bridge	15,236,750.98	(3,377,340.04)	(4,255,241.83)	16,114,652.77	16,114,652.77
513	Derelict Vessel Removal	1,363,428.34	48,050.00	74,253.96	1,337,224.38	5,282.50	1,342,506.88
532	Washington Housing Trust	13,270,200.49	408,505.23	261,474.56	13,417,231.16	165.00	13,417,396.16
535	Alaskan Way Viaduct Replacement Project
549	Election	4,077,612.00	1,747.26	100,735.97	3,978,623.29	3,978,623.29
550	Transportation 2003	41,520,294.62	3,831,146.51	17,059,412.63	28,292,028.50	1,995.12	28,294,023.62
562	Skilled Nursing Facility Safety Net Trust	6,382,898.73	1,483.16	247,536.73	6,136,845.16	6,136,845.16
564	Water Pollution Control Revolving Administration	1,323,210.26	7,315.77	1,330,526.03	1,330,526.03
566	Community Forest Trust	26,408.75	14.09	26,422.84	26,422.84
571	Multiuse Roadway Safety	53,441.51	5,419.33	36.00	58,824.84	58,824.84
595	I-405 Express Toll Lanes Operations	1,949,854.79	1,038.68	(10,441.32)	1,961,334.79	1,961,334.79
600	Department of Retirement Systems Expense	12,365,743.52	2,747,706.32	2,680,407.80	12,433,042.04	9,599.45	12,442,641.49
689	Rural Washington Loan	9,293,822.81	4,960.37	9,298,783.18	9,298,783.18
727	Water Pollution Control Revolving	233,572,839.96	14,485,292.46	36,076,093.93	211,982,038.49	92,443.78	212,074,482.27
733	Capitol Campus Reserve	(1,506,563.92)	(119,384.08)	(1,387,179.84)	(1,387,179.84)
777	Prostitution Prevention and Intervention	83,423.28	6,530.14	620.49	89,332.93	89,332.93
785	State Educational Trust Fund	5,352,211.02	57,116.36	4,220.36	5,405,107.02	4,155.22	5,409,262.24
818	Youth Athletic Facility	185,589.43	99.05	185,688.48	185,688.48
825	Tobacco Settlement
874	OASI Revolving	209,717.45	12,925.56	196,791.89	196,791.89
887	Public Facilities Construction Loan Revolving	20,470,017.09	(9,932.32)	67,036.10	20,393,048.67	879.05	20,393,927.72
888	Deferred Compensation Administrative	1,336,902.82	1,041,225.76	171,283.40	2,206,845.18	2,206,845.18
893	Radiation Perpetual Maintenance	336,214.67	179.45	336,394.12	336,394.12
TOTAL SPECIAL REVENUE FUNDS		\$ 2,115,037,948.85	\$ 442,903,783.60	\$ 446,928,925.00	\$ 2,111,012,807.45	\$ 9,778,914.46	\$ 2,120,791,721.91
DEBT SERVICE FUNDS							
303	Highway Bond Retirement	\$ 41,600,908.80	\$ 39,045,623.94	\$ 143,015.63	\$ 80,503,517.11	\$	\$ 80,503,517.11
304	Ferry Bond Retirement	2,770,395.76	1,350,781.56	4,121,177.32	4,121,177.32
305	Transportation Improvement Board Bond Retirement	3,389,675.30	676,161.11	45,325.00	4,020,511.41	4,020,511.41
347	Washington State University Bond Retirement	20,400,701.58	2,382,649.41	(972,115.95)	23,755,466.94	23,755,466.94
348	University of Washington Bond Retirement	5,153,293.64	112,072.03	33,490.98	5,231,874.69	5,231,874.69

RECEIPTS AND DISBURSEMENTS FOR TREASURY FUNDS

		September 1, 2015	September 2015		September 30, 2015		
		Beginning Book Balance	Plus Receipts	Less Disbursements	Ending Book Balance	Outstanding Warrants	Ending Cash Balance
DEBT SERVICE FUNDS (Continued)							
380	Debt-Limit General Fund Bond Retirement	\$	\$ 1,900,000.00	\$	\$ 1,900,000.00	\$	\$ 1,900,000.00
381	Debt-Limit Reimbursable Bond Retirement
382	Nondebt-Limit General Fund Bond Retirement
383	Nondebt-Limit Reimbursable Bond Retirement
384	Nondebt-Limit Proprietary Appropriated Bond Retirement
385	Nondebt-Limit Proprietary Nonappropriated Bond Retirement
386	Nondebt-Limit Revenue Bond Retirement
389	Toll Facility Bond Retirement	88,713,527.79	2,178,206.16	82,147,837.50	8,743,896.45	8,743,896.45
TOTAL DEBT SERVICE FUNDS		\$ 162,028,502.87	\$ 47,645,494.21	\$ 81,397,553.16	\$ 128,276,443.92	\$	\$ 128,276,443.92
CAPITAL PROJECTS FUNDS							
01L	Higher Education Construction	\$	\$	\$	\$	\$	\$
036	Capitol Building Construction	(2,405,379.77)	(2,912.87)	(173,342.50)	(2,234,950.14)	(2,234,950.14)
056	State Higher Education Construction	2,315.59	1.24	2,316.83	2,316.83
057	State Building Construction	(210,352,239.05)	5,688,161.39	56,101,397.95	(260,765,475.61)	373,290.22	(260,392,185.39)
060	Community and Technical College Capital Projects	18,613,132.27	1,622,570.62	1,005,934.21	19,229,768.68	19,229,768.68
061	Eastern Washington University Capital Projects	6,117,936.94	202,943.93	226,842.78	6,094,038.09	6,094,038.09
062	Washington State University Building	2,600,455.09	970,475.34	2,479,508.63	1,091,421.80	1,091,421.80
063	Central Washington University Capital Projects	3,519,611.28	201,507.53	24,967.89	3,696,150.92	3,696,150.92
064	University of Washington Building	1,946,709.39	8,004,458.96	3,241,075.89	6,710,092.46	6,710,092.46
065	Western Washington University Capital Projects	2,319,245.51	200,873.17	247,280.49	2,272,838.19	2,272,838.19
066	The Evergreen State College Capital Projects	1,848,865.85	200,615.74	45,816.69	2,003,664.90	2,003,664.90
075	State Social and Health Services Construction	5,371.39	5,371.39	5,371.39
18B	Columbia River Basin Tax Bond Water Supply Development	4,378,949.91	3,626.15	3,547,865.31	834,710.75	834,710.75
245	Public Safety Reimbursable Bond	4.12	4.12	4.12
246	Community and Technical College Forest Reserve	2,249,859.79	2,249,859.79	2,249,859.79
289	Thurston County Capital Facilities	2,322,941.41	335,140.61	190,985.94	2,467,096.08	2,467,096.08
357	Gardner-Evans Higher Education Construction	139,319.56	139,319.56	139,319.56
364	Military Department Capital	3,654,452.50	120,373.77	3,534,078.73	3,534,078.73
TOTAL CAPITAL PROJECTS FUNDS		\$ (163,038,448.22)	\$ 17,427,461.81	\$ 67,058,707.05	\$ (212,669,693.46)	\$ 373,290.22	\$ (212,296,403.24)
PERMANENT FUNDS							
04B	Natural Resources Real Property Replacement	\$ 8,998,327.12	\$ 3,797.27	\$ 4,051,474.62	\$ 4,950,649.77	\$	\$ 4,950,649.77
601	Agricultural Permanent	590,718.19	426,369.03	164,349.16	164,349.16
603	Millersylvania Park Trust	5,393.74	2.87	5,396.61	5,396.61
604	Normal School Permanent	68,258.39	8,701.88	59,556.51	59,556.51
605	Permanent Common School	62,583.58	(6,946.56)	69,530.14	69,530.14
606	Scientific Permanent	93,244.84	(82,542.08)	175,786.92	175,786.92
607	State University Permanent	133,764.46	198,877.29	(65,112.83)	(65,112.83)

RECEIPTS AND DISBURSEMENTS FOR TREASURY FUNDS

		September 1, 2015	September 2015		September 30, 2015		
		Beginning Book Balance	Plus Receipts	Less Disbursements	Ending Book Balance	Outstanding Warrants	Ending Cash Balance
PERMANENT FUNDS (Continued)							
851	Developmental Disabilities Community Trust	\$ 375,225.57	\$ 200.27	\$	\$ 375,425.84	\$	\$ 375,425.84
TOTAL PERMANENT FUNDS		\$ 10,327,515.89	\$ 4,000.41	\$ 4,595,934.18	\$ 5,735,582.12	\$	\$ 5,735,582.12
ENTERPRISE FUNDS							
401	Correctional Industries	\$ 11,682,571.08	\$ 5,772,540.46	\$ 6,856,355.24	\$ 10,598,756.30	\$ 109,332.54	\$ 10,708,088.84
407	Secretary of State's Revolving	8,829,860.59	605,788.48	479,884.51	8,955,764.56	62.00	8,955,826.56
578	Lottery Administrative	152,499.68	1,213,889.94	1,272,097.46	94,292.16	13,946.79	108,238.95
608	Accident	1,398,412.14	65,275,719.05	65,169,324.11	1,504,807.08	13,450,855.35	14,955,662.43
609	Medical Aid	1,249,587.72	82,764,537.13	81,440,644.90	2,573,479.95	10,635,149.97	13,208,629.92
610	Accident Reserve	549,361.87	68,552,180.47	67,560,812.52	1,540,729.82	906,070.77	2,446,800.59
881	Supplemental Pension	591,946.08	48,741,382.30	47,198,036.41	2,135,291.97	1,659,368.27	3,794,660.24
883	Second Injury	64,249,894.21	(5,695,485.66)	61,775.83	58,492,632.72	11,351.55	58,503,984.27
TOTAL ENTERPRISE FUNDS		\$ 88,704,133.37	\$ 267,230,552.17	\$ 270,038,930.98	\$ 85,895,754.56	\$ 26,786,137.24	\$ 112,681,891.80
INTERNAL SERVICE FUNDS							
006	Public Records Efficiency, Preservation & Access	\$ 1,683,746.17	\$ 588,229.44	\$ 148,027.03	\$ 2,123,948.58	\$	\$ 2,123,948.58
405	Legal Services Revolving	11,375,403.17	11,507,606.70	10,948,852.67	11,934,157.20	131,701.90	12,065,859.10
410	Transportation Equipment	17,615,351.65	874,102.50	452,870.74	18,036,583.41	20,352.08	18,056,935.49
415	Personnel Service	2,629,914.43	21,171.57	471,947.93	2,179,138.07	175.71	2,179,313.78
418	State Health Care Authority Administrative	2,943,124.77	1,554,583.00	1,223,288.19	3,274,419.58	285.80	3,274,705.38
455	Higher Education Personnel Service	604,041.95	13,533.30	167,965.70	449,609.55	449,609.55
483	Auditing Services Revolving	1,569,569.02	265,422.02	565,714.72	1,269,276.32	634.84	1,269,911.16
484	Administrative Hearings Revolving	196,807.49	1,390,395.30	1,486,781.73	100,421.06	11,565.62	111,986.68
TOTAL INTERNAL SERVICE FUNDS		\$ 38,617,958.65	\$ 16,215,043.83	\$ 15,465,448.71	\$ 39,367,553.77	\$ 164,715.95	\$ 39,532,269.72
PENSION TRUST FUNDS							
614	Volunteer Firefighters' Relief and Pension Principal	\$ 18,672,105.32	\$ 78,528.84	\$ 1,052,950.98	\$ 17,697,683.18	\$ 45,167.45	\$ 17,742,850.63
615	State Patrol - Plan 1	822,610.27	5,150,176.58	5,141,914.95	830,871.90	58,799.61	889,671.51
616	Judges' Retirement	572,597.61	321.69	36,573.52	536,345.78	536,345.78
630	State Patrol - Plan 2	366,667.11	450,690.84	405,429.56	411,928.39	411,928.39
631	Public Employees' Retirement System Plan 1	10,299,706.92	145,574,444.30	145,877,168.84	9,996,982.38	1,871,323.50	11,868,305.88
632	Teachers' Retirement System Plan 1	7,979,937.91	96,437,013.11	96,628,415.29	7,788,535.73	2,390,095.20	10,178,630.93
633	School Employees' Retirement System Combined Plan 2 & 3	7,916,734.11	39,547,736.01	43,596,667.72	3,867,802.40	275,251.99	4,143,054.39
635	Public Safety Employees Retirement System Plan 2	424,207.76	4,813,886.22	5,000,875.02	237,218.96	19.97	237,238.93
641	Public Employees' Retirement System Combined Plan 2 & 3	14,780,346.39	196,566,024.16	202,527,431.33	8,818,939.22	1,340,178.79	10,159,118.01
642	Teachers' Retirement System Combined Plan 2 and 3	27,107,401.45	154,585,254.60	174,496,496.67	7,196,159.38	282,202.35	7,478,361.73
722	Deferred Compensation Principal	2,399,381.31	33,938,296.15	35,124,576.96	1,213,100.50	2,282.00	1,215,382.50
729	Judicial Retirement Principal	9,161.73	31,432.47	31,426.54	9,167.66	9,167.66
819	LEOFFS Plan 1 Retirement	2,478,356.27	30,982,076.25	30,564,480.20	2,895,952.32	768,286.52	3,664,238.84
829	LEOFFS Plan 2 Retirement	2,589,089.60	39,840,698.80	39,740,109.49	2,689,678.91	352,421.51	3,042,100.42

RECEIPTS AND DISBURSEMENTS FOR TREASURY FUNDS

		September 1, 2015	September 2015		September 30, 2015		
		Beginning Book Balance	Plus Receipts	Less Disbursements	Ending Book Balance	Outstanding Warrants	Ending Cash Balance
PENSION TRUST FUNDS (Continued)							
882	Washington Judicial Retirement System	\$ 7,334,525.72	\$ 4,238.65	\$ 783,424.02	\$ 6,555,340.35	\$ 4,559.69	\$ 6,559,900.04
TOTAL PENSION TRUST FUNDS		\$ 103,752,829.48	\$ 748,000,818.67	\$ 781,007,941.09	\$ 70,745,707.06	\$ 7,390,588.58	\$ 78,136,295.64
AGENCY FUNDS							
01P	Suspense	\$ 12,716,549.17	\$ 26,190,207.00	\$ 24,590,488.09	\$ 14,316,268.08	\$ 224,933.56	\$ 14,541,201.64
01R	Undistributed Receipts	2,440,455.98	(2,078,443.56)	362,012.42	362,012.42
01T	Local Leasehold Excise Tax	(360,700.57)	(1,682,117.47)	1,321,416.90	1,321,416.90
034	Local Sales and Use Tax
035	State Payroll Revolving	15,926,382.47	420,949,232.09	411,464,019.58	25,411,594.98	2,436,609.76	27,848,204.74
165	Salary Reduction	2,824,462.63	2,174,246.75	1,627,799.34	3,370,910.04	3,370,910.04
768	Local Real Estate Excise Tax	1,218,872.66	1,218,872.66
795	State Investment Board Commingled Monthly Bond
865	State Investment Board Commingled Trust	31,485.13	31,485.13
877	OASI Contribution
TOTAL AGENCY FUNDS		\$ 33,547,149.68	\$ 448,485,600.07	\$ 437,250,547.33	\$ 44,782,202.42	\$ 2,661,543.32	\$ 47,443,745.74
TOTAL TREASURY FUNDS		\$ 3,003,191,812.27	\$ 4,549,808,419.03	\$ 4,600,979,470.24	\$ 2,952,020,761.06	\$ 82,409,480.09	\$ 3,034,430,241.15

RECEIPTS AND DISBURSEMENTS FOR TREASURER'S TRUST FUNDS

	September 1, 2015		September 2015		September 30, 2015		
	Beginning Book Balance		Plus Receipts	Less Disbursements	Ending Book Balance	Outstanding Warrants	Ending Cash Balance
GENERAL FUND							
06N Local Tax Administration	\$		\$	\$	\$	\$	\$
07F Commercial Fisheries Buyback
08B Foster Care Endowed Scholarship Trust	15,362.21		8.20	15,370.41	15,370.41
08E Individual Development Account Program	28,856.11		15.40	28,871.51	28,871.51
08N State Financial Aid	36,172,890.47		1,423,553.73	26,508,961.18	11,087,483.02	13,017.11	11,100,500.13
08T Transportation Innovative Partnership
10L Health Insurance Partnership
10V Invasive Species Council
10W Family and Medical Leave Enforcement
11M Poet Laureate	115.55		115.55	115.55
11R Hospital Infection Control Grant
12L Outdoor Education and Recreation Prog	542,103.42		542,103.42	542,103.42
12P Geoduck Aquaculture Research	0.48		0.48	0.48
131 Fair	2,102,869.19		1,123.67	6,153.89	2,097,838.97	2,097,838.97
132 State Trade Fair
14F Family Leave Insurance	391,613.00		209.02	391,822.02	391,822.02
14N Legislative Oral History	11,620.70		11,620.70	11,620.70
14P Skeletal Human Remains Assistance	412,269.98		8,846.01	403,423.97	403,423.97
15B Food Animal Vet Scholarship
15G Prev/Reduce Owner-Occupied Foreclosure Program
15N Business Assistance
16F Washington State Flag	410.96		410.96	410.96
16K Mortgage Recovery
16R Multiagency Permitting Team	79,466.85		16,467.74	95,934.59	95,934.59
17R Aerospace Training Student Loan	3,281,705.85		26,958.83	56.64	3,308,608.04	6.95	3,308,614.99
18C Native Education Public-Private Partnership
18F High School Completion
18G Opportunity Scholarship Match Transfer	354,000.00		20,000,000.00	20,354,000.00	20,354,000.00
18K 24/7 Sobriety	7,572.30		498.07	8,070.37	8,070.37
18P Shelter to Housing Project
18V Science, Technology, Engineering and Math Education Lighthouse
19J Universal Communications Services	6,726,088.00		6,726,088.00	6,726,088.00
19V Cancer Research Endowment Match Transfer	5,000,000.00		5,000,000.00	5,000,000.00
290 Savings Incentive	3,864,809.33		375.00	3,864,434.33	3,864,434.33
447 Information Technology Investment Revolving	17,000,000.00		17,000,000.00	17,000,000.00
490 Regional Transportation Investment District
514 Agricultural Conservation Easements
534 Washington Graduate Fellowship Trust	489.80		489.80	489.80
551 Washington Youth and Families	124,634.31		124,634.31	124,634.31
552 Conservation Assistance Revolving	486,270.05		486,270.05	486,270.05

RECEIPTS AND DISBURSEMENTS FOR TREASURER'S TRUST FUNDS

		September 1, 2015	September 2015		September 30, 2015		
		Beginning Book Balance	Plus Receipts	Less Disbursements	Ending Book Balance	Outstanding Warrants	Ending Cash Balance
GENERAL FUND (Continued)							
646	Higher Ed Retirement Plan Supplemental Benefit	\$ 1,002.79	\$ 866,532.69	\$ 855,688.00	\$ 11,847.48	\$	\$ 11,847.48
653	Washington Distinguished Professorship Trust
743	College Faculty Awards Trust	186.14	186.14	186.14
747	Health Professional Loan Repayment & Scholarship Program	4,212,640.42	1,711.10	13,255.41	4,201,096.11	4,201,096.11
748	Higher Education Coord. Board for Innovation and Quality
781	Cross-State Trail	473.10	473.10	473.10
793	Health Insurance Pool	112.00	(112.00)
817	Stadium and Exhibition Center Construction
835	Four Year Student Child Care in Higher Education	75,681.35	75,681.35	75,681.35
837	Washington's Promise Scholarship	7.90	0.01	7.91	7.91
TOTAL GENERAL FUND		\$ 80,893,252.26	\$ 22,336,966.46	\$ 27,393,336.13	\$ 75,836,882.59	\$ 13,024.06	\$ 75,849,906.65
SPECIAL REVENUE FUNDS							
01F	Crime Victims' Compensation	\$ 4,722,749.75	\$ 309,500.68	\$ 603,000.00	\$ 4,429,250.43	\$	\$ 4,429,250.43
025	Pilotage	1,636,976.66	24,222.59	201,724.32	1,459,474.93	344.85	1,459,819.78
03K	Industrial Insurance Premium Refund	3,140,584.06	479.54	155,795.46	2,985,268.14	2,985,268.14
04F	Real Estate Education Program	667,237.89	3,565.65	10,693.06	660,110.48	660,110.48
06H	Oral History, State Library, and Archives	33,883.72	62.58	250.37	33,695.93	33,695.93
06J	Securities Prosecution	553,082.98	43,171.00	898.67	595,355.31	898.67	596,253.98
07A	Mortgage Lending Fraud Prosecution	613,709.63	24,453.90	638,163.53	638,163.53
07B	Organ and Tissue Donation Awareness	193,557.27	26,519.30	220,076.57	220,076.57
07E	Contract Harvesting Revolving	3,733,618.02	(12,440.55)	404,915.37	3,316,262.10	3,316,262.10
07J	"Helping Kids Speak"	6,293.01	2,648.32	2,914.34	6,026.99	6,026.99
07K	Special License Plate Applicant Trust
07L	Legislative International Trade	3,857.05	3,857.05	3,857.05
07N	Produce Railcar Pool	91,029.68	48.59	91,078.27	91,078.27
07T	Commemorative Works	3,249.40	1.74	3,251.14	3,251.14
07V	Fish and Wildlife Enforcement Reward	506,446.25	43,437.07	14,697.93	535,185.39	65.00	535,250.39
08C	Gonzaga University Alumni Association	8,587.69	3,446.33	3,199.00	8,835.02	8,835.02
08F	Lighthouse Environmental Programs	21,464.33	7,970.66	8,411.69	21,023.30	21,023.30
08J	Prescription Drug Consortium	55,428.25	55,428.25	55,428.25
08L	"Ski & Ride Washington"	5,953.89	3,285.33	2,771.00	6,468.22	6,468.22
08P	State Parks Education and Enhancement	494,538.19	9,921.96	9,606.31	494,853.84	494,853.84
08V	Veterans Stewardship	1,077,125.74	40,574.99	30,689.93	1,087,010.80	123.29	1,087,134.09
08W	"Washington's National Park Fund"	30,900.24	13,890.33	12,427.34	32,363.23	32,363.23
098	Eastern Washington Pheasant Enhancement	429,525.77	46,767.12	16,115.33	460,177.56	43.90	460,221.46
09A	We Love Our Pets	16,914.21	4,834.65	4,725.00	17,023.86	17,023.86
09B	Boating Safety Education Certification	746,019.83	23,690.00	26,789.40	742,920.43	300.00	743,220.43
09J	Washington Coastal Crab Pot Buoy Tag	113,896.60	1,850.00	112,046.60	112,046.60
09K	Life Sciences Discovery	25,471,516.36	14,971.30	540,380.13	24,946,107.53	93,025.74	25,039,133.27

RECEIPTS AND DISBURSEMENTS FOR TREASURER'S TRUST FUNDS

	September 1, 2015		September 2015		September 30, 2015		
	Beginning Book Balance		Plus Receipts	Less Disbursements	Ending Book Balance	Outstanding Warrants	Ending Cash Balance
SPECIAL REVENUE FUNDS (Continued)							
09L Nursing Resource Center	\$ 101,138.52	\$	44,540.00	\$ 184.24	\$ 145,494.28	\$ 25.00	\$ 145,519.28
10F "Share the Road"	36,719.72		8,085.01	8,317.01	36,487.72		36,487.72
11A Employment Training Finance	333,267.19		3,285.00	2,190.00	334,362.19		334,362.19
11J Electronic Products Recycling	366,551.19		25,279.80	22,451.56	369,379.43	2,300.00	371,679.43
11P Large On-Site Sewage Systems							
11V Veteran Estate Management	42,564.12		32,266.75	30,170.22	44,660.65	464.31	45,124.96
126 Agricultural Local	16,905,167.66		2,065,938.23	2,787,163.13	16,183,942.76	43,698.11	16,227,640.87
128 Grain Inspection Revolving	5,713,884.74		1,161,903.35	851,035.08	6,024,753.01	17,880.01	6,042,633.02
12E Assisted Living Facility Management	640,510.12			(1,806.74)	642,316.86		642,316.86
12F Manufactured/Mobile Home Dispute Resol	2,160,786.49		64,260.96	31,254.72	2,193,792.73	124.96	2,193,917.69
12G Rockfish Research	424,697.39		28,144.50	8,899.28	443,942.61	1.00	443,943.61
12H Uniformed Service Shared Leave Pool	745,478.47			4,554.73	740,923.74		740,923.74
12N Get Ready For Math & Science Schlarshp	(154,978.85)		161,409.13		6,430.28		6,430.28
133 Children's Trust	405,057.44		2,938.29	14,991.72	393,004.01		393,004.01
14E Washington State Heritage Center	511,335.28		326,534.40	438,323.19	399,546.49	631.41	400,177.90
14J Ambulatory Surgical Facility	606,198.60		35,349.00	23,462.57	618,085.03		618,085.03
14W Reduced Cigarette Ignition Propensity	494,488.91		263.93	1.81	494,751.03		494,751.03
151 Chief Joseph Recreation Development	6.35				6.35		6.35
15A Transitional Housing Oper & Rent	3,874,518.07			203,958.03	3,670,560.04		3,670,560.04
15L Annual Property Revaluation Grant							
15T Broadband Mapping	0.10				0.10		0.10
15V Funeral and Cemetery	758,305.46		19,620.97	70,762.21	707,164.22	600.00	707,764.22
15W Guaranteed Asset Protection Waiver	17,000.00				17,000.00		17,000.00
163 Worker and Community Right to Know	2,433,768.93		712,987.74	156,944.14	2,989,812.53	1,004.73	2,990,817.26
169 Horse Racing Commission Operating	1,155,445.94		210,042.69	154,831.68	1,210,656.95	473.40	1,211,130.35
16B Landscape Architects' License	271,355.67		14,575.00	15,283.97	270,646.70	120.00	270,766.70
16E Spec Forest Products Outreach/Education	1,477.48		27.38		1,504.86		1,504.86
16G Universal Vaccine Purchase	8,707,155.49		6,806,375.24	8,103,437.78	7,410,092.95		7,410,092.95
16H Columbia River Salmon/Steelhead Stamp	1,642,754.46		225,858.28	153,189.76	1,715,422.98	1,136.13	1,716,559.11
16L Accessible Communities	454,699.77		10,369.65	6,806.97	458,262.45	366.00	458,628.45
16N Disabled Veterans Assistance							
16T Product Stewardship Programs	287,770.35		9,752.06	7,091.02	290,431.39		290,431.39
17H WA Global Health Technologies Product Development	2.06				2.06		2.06
17L Foreclosure Fairness	1,533,709.87		6,000.00	333,751.92	1,205,957.95		1,205,957.95
17M Individual-Based/Portable Background Check Clearance	213,113.45		33,174.00	30,378.51	215,908.94	418.00	216,326.94
17V Volunteer Firefighters	8,551.66		2,713.67	2,632.00	8,633.33		8,633.33
180 Local Government Administrative Hearings	149,334.32		9,816.00	2,945.69	156,204.63		156,204.63
189 Clarke-McNary							
18A Investing In Innovation	798,534.57		8,999.27	47,416.60	760,117.24		760,117.24
18E Educator Certification Processing	1,650,178.83		102,116.00	114,312.77	1,637,982.06	420.00	1,638,402.06

RECEIPTS AND DISBURSEMENTS FOR TREASURER'S TRUST FUNDS

		September 1, 2015	September 2015		September 30, 2015		
		Beginning Book Balance	Plus Receipts	Less Disbursements	Ending Book Balance	Outstanding Warrants	Ending Cash Balance
SPECIAL REVENUE FUNDS (Continued)							
18M	Music Matters Awareness	\$ 10,873.32	\$ 3,945.66	\$ 4,153.32	\$ 10,665.66	\$	\$ 10,665.66
18N	Damage Prevention	30,500.00	30,500.00	30,500.00
18R	Seattle Sounders FC	7,660.31	3,742.67	11,402.98	11,402.98
190	Forest Fire Protection Assessment	7,188,551.35	(57,614.57)	808,320.34	6,322,616.44	5,284.68	6,327,901.12
193	State Forest Nursery Revolving	846,532.00	(768.96)	(57,902.10)	903,665.14	70,387.46	974,052.60
195	Energy	0.27	0.27	0.27
197	Statute Law Committee Publications	788,200.13	31,500.00	1,857.39	817,842.74	817,842.74
198	Access Road Revolving	5,005,632.23	(53,369.29)	730,983.99	4,221,278.95	6,634.66	4,227,913.61
19B	School for the Blind	1,231,336.07	18,092.65	160,992.35	1,088,436.37	1,544.44	1,089,980.81
19E	4-H Program	699.00	378.00	336.00	741.00	741.00
19F	Seattle Seahawks	74,853.37	37,783.65	112,637.02	112,637.02
19H	Center for Childhood Deafness and Hearing Loss	200,468.80	3,388.96	203,857.76	203,857.76
19M	Seattle University	5,170.66	448.00	5,618.66	5,618.66
19P	Child Rescue
19R	Residential Services and Support
19W	Wolf-Livestock Conflict	281,683.00	(850.03)	1,527.00	279,305.97	279,305.97
205	Mobile Home Park Relocation	1,283,032.76	44,176.23	18,456.08	1,308,752.91	1,308,752.91
206	Cost of Supervision	1,114,936.28	121,072.45	362,892.23	873,116.50	704.00	873,820.50
209	Regional Fisheries Enhancement Group	1,843,004.23	71,889.00	82,411.29	1,832,481.94	123.01	1,832,604.95
20A	State Flower	3,066.00	819.00	1,036.00	2,849.00	2,849.00
20D	CPA Scholarship Transfer	1,650,000.00	1,650,000.00	1,650,000.00
20E	WA Internet Crimes Against Children
20K	Licensing & Enforcement System Modernization	20,836.75	20,836.75	20,836.75
210	Fire Protection Contractor License	545,957.42	2,187.36	65,711.38	482,433.40	284.07	482,717.47
213	Veterans' Emblem	18,450.45	504.00	18,954.45	18,954.45
214	Temporary Worker Housing	157,502.64	380.00	4,465.48	153,417.16	100.00	153,517.16
219	Air Operating Permit	151,016.78	140,812.26	45,031.75	246,797.29	200.00	246,997.29
225	Fingerprint Identification	3,951,914.61	602,554.94	789,104.81	3,765,364.74	1,454.91	3,766,819.65
259	Coastal Crab	97,227.92	120.00	2,074.54	95,273.38	95,273.38
274	Adult Family Home	908,673.76	(20,025.94)	928,699.70	928,699.70
281	Impaired Driving Safety	353,019.02	160,372.00	513,391.02	513,391.02
283	Juvenile Accountability Incentive	163,166.63	104.02	44,501.79	118,768.86	118,768.86
294	Sea Cucumber Dive Fishery
295	Sea Urchin Dive Fishery	3.42	3.42	3.42
297	Pipeline Safety	2,182,353.42	30,357.56	135,973.04	2,076,737.94	907.96	2,077,645.90
298	Geologists'	453,228.14	16,260.00	29,661.98	439,826.16	4,760.00	444,586.16
300	Financial Services Regulation	18,925,511.39	1,075,610.77	2,208,233.46	17,792,888.70	30,939.03	17,823,827.73
320	Puget Sound Crab Pot Buoy Tag	37,795.27	23,561.25	711.80	60,644.72	132.50	60,777.22
328	Crim Justice Training Commis Firing Range Maintenance	30,078.00	30,078.00	30,078.00
416	Surplus and Donated Food Commodities Revolving	5,746,510.63	2,738.48	2,116,886.32	3,632,362.79	3,632,362.79

RECEIPTS AND DISBURSEMENTS FOR TREASURER'S TRUST FUNDS

	September 1, 2015		September 2015		September 30, 2015		
	Beginning Book Balance		Plus Receipts	Less Disbursements	Ending Book Balance	Outstanding Warrants	Ending Cash Balance
SPECIAL REVENUE FUNDS (Continued)							
424 Anti-Trust Revolving	\$ 5,439,603.18		\$ 217,146.71	\$ 90,350.11	\$ 5,566,399.78	\$ 350.32	\$ 5,566,750.10
480 Financial Education Public-Private Partnership	31,899.82				31,899.82		31,899.82
485 Horse Racing Owners' Bonus/Breeder Awards	450,012.56		75,139.98		525,152.54		525,152.54
495 Toll Collection	10,903,408.36		12,378,867.12	12,291,341.03	10,990,934.45	27,075.24	11,018,009.69
496 Future Teachers Conditional Scholarship	2,083,963.57		9,759.94	7,824.57	2,085,898.94		2,085,898.94
497 Horse Racing Commission Class C Purse Fund	57,168.61		6,472.45		63,641.06		63,641.06
498 Washington State Council of Fire Fighters Benevolent	26,857.39		9,410.34	10,705.34	25,562.39		25,562.39
499 Law Enforcement Memorial	73,066.69		23,720.64	24,166.31	72,621.02		72,621.02
501 Liquor Revolving	23,084,877.39		(4,245,171.72)	15,336,643.31	3,503,062.36	97,498.59	3,600,560.95
503 Tuition Recovery	2,963,934.77		18,651.92	320.87	2,982,265.82	305.00	2,982,570.82
515 DNA Data Base	605,198.15		43,617.62	63,702.44	585,113.33		585,113.33
516 Fruit and Vegetable Inspection	7,663,763.93		1,674,018.69	1,329,957.75	8,007,824.87	40,299.28	8,048,124.15
536 Federal Food Service Revolving	2,198,394.45		8,370,078.94	8,391,009.06	2,177,464.33	15,558.30	2,193,022.63
553 Performance Audits of Government	6,389,326.93		1,429,374.82	1,208,019.27	6,610,682.48	994.80	6,611,677.28
561 Community Technical College Innovation	18,061,924.71		864,499.57	3,781,333.60	15,145,090.68		15,145,090.68
687 Rural Rehabilitation	259,869.06		138.70		260,007.76		260,007.76
688 Federal Local Rail Service Assistance	77,196.71		49.74		77,246.45		77,246.45
731 Child Care Facility Revolving	1,046,601.48		9,514.34	1,107.50	1,055,008.32		1,055,008.32
732 Nursing Home Civil Penalties	968,674.60			(6,000.00)	974,674.60		974,674.60
746 Hanford Area Economic Investment	64,262.12		9,571.50		73,833.62		73,833.62
749 Governor's Interagency Committee of State Employed Women	37,436.10		12,900.00	794.98	49,541.12		49,541.12
761 Basic Health Plan Subscription	250,744.09				250,744.09		250,744.09
763 Center for the Improvement of Student Learning	35,600.68				35,600.68		35,600.68
773 Commission on Higher Ed Prof Student Ex Program	51,200.00				51,200.00		51,200.00
774 University of Washington License Plate	179,241.95		22,213.30		201,455.25		201,455.25
776 Washington State University License Plate	54,513.69		47,744.59	54,513.69	47,744.59		47,744.59
778 Western Washington University License Plate	4,377.32		2,016.00		6,393.32		6,393.32
779 Eastern Washington University License Plate	33,253.12		2,975.01		36,228.13		36,228.13
780 School Zone Safety Account	578,155.68		22,917.45	20,235.44	580,837.69		580,837.69
783 Central Washington University License Plate	4,454.34		1,514.33	4,454.34	1,514.33		1,514.33
784 Miscellaneous Transportation Programs	(27,532,702.97)		36,989,428.41	28,139,376.76	(18,682,651.32)	987,401.29	(17,695,250.03)
786 The Evergreen State College License Plate	10,901.71		331.33		11,233.04		11,233.04
789 Advanced Environmental Mitigation Revolving	132,395.92		4,063.56	(398,659.36)	535,118.84		535,118.84
816 Stadium and Exhibition Center	38,765,434.40		930,267.87	620,232.00	39,075,470.27		39,075,470.27
821 Impaired Physician	273,698.81		127,750.00	157,887.00	243,561.81	800.00	244,361.81
823 Livestock Nutrient Management	38,154.59			(300.00)	38,454.59		38,454.59
833 Developmental Disabilities Endowment Trust	250,980.66		317,810.08	148,688.45	420,102.29		420,102.29
834 Capitol Furnishings Preservation Committee	76,914.73		8.01		76,922.74		76,922.74
878 Federal Forest Revolving	3,426.79		1.83		3,428.62		3,428.62
880 Advance Right-of-Way Revolving	3,937,805.42		316,500.89		4,254,306.31		4,254,306.31

RECEIPTS AND DISBURSEMENTS FOR TREASURER'S TRUST FUNDS

		September 1, 2015	September 2015		September 30, 2015		
		Beginning Book Balance	Plus Receipts	Less Disbursements	Ending Book Balance	Outstanding Warrants	Ending Cash Balance
SPECIAL REVENUE FUNDS (Continued)							
884	Gambling Revolving	\$ 4,922,219.76	\$ 1,340,486.16	\$ 1,131,970.55	\$ 5,130,735.37	\$ 10,193.17	\$ 5,140,928.54
885	Plumbing Certificate	432,519.93	78,152.47	76,718.52	433,953.88	208.23	434,162.11
892	Pressure Systems Safety	996,123.72	159,726.14	185,379.10	970,470.76	611.48	971,082.24
TOTAL SPECIAL REVENUE FUNDS		\$ 258,944,160.49	\$ 76,340,350.92	\$ 95,885,957.15	\$ 239,398,554.26	\$ 1,469,216.93	\$ 240,867,771.19
PERMANENT FUNDS							
842	American Indian Scholarship Endowment	\$ 294,535.35	\$ 5,278.49	\$ 4,571.00	\$ 295,242.84	\$	\$ 295,242.84
852	Foster Care Scholarship Endowment	3,622.20	1.94	3,624.14	3,624.14
TOTAL PERMANENT FUNDS		\$ 298,157.55	\$ 5,280.43	\$ 4,571.00	\$ 298,866.98	\$	\$ 298,866.98
ENTERPRISE FUNDS							
413	Municipal Revolving	\$ 6,808,399.74	\$ 2,265,125.36	\$ 2,135,598.05	\$ 6,937,927.05	\$ 7,400.32	\$ 6,945,327.37
442	Legislative Gift Center	70,263.55	11,321.72	11,135.32	70,449.95	50.00	70,499.95
445	Self-Insured Emplry Overpytm Reimb	804,565.30	42,696.02	847,261.32	847,261.32
446	Industrial Insurance Rainy Day Fund
449	Certificates of Participation and Other Financing - Local	135,272.35	8,933,376.96	8,911,337.71	157,311.60	157,311.60
470	Imaging	191,683.36	62,780.34	34,664.81	219,798.89	219,798.89
477	Lottery Investment
543	Judicial Information Systems	14,683,435.81	1,844,254.34	2,198,811.59	14,328,878.56	15,948.80	14,344,827.36
544	Pollution Liability Insurance Program Trust	19,954,429.08	2,622,437.32	541,386.59	22,035,479.81	273.75	22,035,753.56
545	Heating Oil Pollution Liability Trust	101,430.80	1,087.97	2,476.66	100,042.11	100,042.11
788	Advanced College Tuition Payment Program	2,474,710.49	48,324,071.97	43,672,981.26	7,125,801.20	15,198,966.27	22,324,767.47
TOTAL ENTERPRISE FUNDS		\$ 45,224,190.48	\$ 64,107,152.00	\$ 57,508,391.99	\$ 51,822,950.49	\$ 15,222,639.14	\$ 67,045,589.63
INTERNAL SERVICE FUNDS							
12V	PEBB Medical Benefits Admin	\$	\$	\$	\$	\$	\$
411	Natural Resources Equipment	3,810,188.50	401.99	(629,833.74)	4,440,424.23	36,584.19	4,477,008.42
419	Data Processing Revolving	(6,062,172.59)	36,454.58	693,628.58	(6,719,346.59)	731.36	(6,718,615.23)
421	Education Technology Revolving	11,158,069.06	366,960.00	1,802,747.05	9,722,282.01	133,657.50	9,855,939.51
422	General Administration Services	(2,828,708.94)	30,041,384.48	14,639,179.62	12,573,495.92	192,601.70	12,766,097.62
436	OFM Labor Relations Service	2,452,070.10	477.06	378,507.03	2,074,040.13	2,074,040.13
438	Uniform Dental Plan Benefits Administration	59,953.55	515,330.00	493,023.30	82,260.25	82,260.25
439	Uniform Medical Plan Benefits Administration	2,002,667.61	4,724,595.00	3,919,065.08	2,808,197.53	2,808,197.53
444	Fish & Wildlife Equipment	231,104.28	103,594.40	98,137.97	236,560.71	236,560.71
453	Minority and Women's Business Enterprises	918,000.56	81,264.46	200,148.03	799,116.99	30.00	799,146.99
458	Consolidated Technology Services Revolving	(14,191,801.84)	14,342,814.86	10,261,367.57	(10,110,354.55)	311,694.35	(9,798,660.20)
461	Shared Information Technology System Revolving	(343,508.53)	184,202.16	148,518.00	(307,824.37)	3,975.00	(303,849.37)
466	Statewide Info Tech System Development Revolving	834,176.80	216,949.52	192,286.54	858,839.78	858,839.78
471	State Patrol Nonappropriated Airplane Revolving	168,456.10	27,155.88	21,934.08	173,677.90	173,677.90
472	Statewide Info Tech System Maintenance & Operations Revolving	(2,930,015.51)	3,491,087.93	2,124,722.03	(1,563,649.61)	(1,563,649.61)
546	Risk Management	383,679.28	1,666,486.13	1,007,557.71	1,042,607.70	218.22	1,042,825.92

RECEIPTS AND DISBURSEMENTS FOR TREASURER'S TRUST FUNDS

		September 1, 2015	September 2015		September 30, 2015		
		Beginning Book Balance	Plus Receipts	Less Disbursements	Ending Book Balance	Outstanding Warrants	Ending Cash Balance
INTERNAL SERVICE FUNDS (Continued)							
547	Liability	\$ 45,508,486.66	\$ 38,994,164.59	\$ 325,731.49	\$ 84,176,919.76	\$ 289,818.97	\$ 84,466,738.73
721	Public Employees' and Retirees' Insurance	160,887,622.51	144,660,696.98	137,358,111.91	168,190,207.58	1,544,386.65	169,734,594.23
730	Public Employees' and Retirees' Insurance Reserve	132,045,473.89	70,476.44	132,115,950.33	132,115,950.33
739	Certificates of Participation and Other Financing - State	318,253.66	56,933,285.50	56,757,165.74	494,373.42	5,500.00	499,873.42
TOTAL INTERNAL SERVICE FUNDS		\$ 334,421,995.15	\$ 296,457,781.96	\$ 229,791,997.99	\$ 401,087,779.12	\$ 2,519,197.94	\$ 403,606,977.06
PRIVATE PURPOSE FUNDS							
196	Unclaimed Personal Property	\$ 892,806.49	\$ 6,582,149.88	\$ 6,623,069.96	\$ 851,886.41	\$ 4,256,542.00	\$ 5,108,428.41
738	Department of Social and Health Services Trust	53,654.52	53,654.52	53,654.52
TOTAL PRIVATE PURPOSE FUNDS		\$ 946,461.01	\$ 6,582,149.88	\$ 6,623,069.96	\$ 905,540.93	\$ 4,256,542.00	\$ 5,162,082.93
AGENCY FUNDS							
16C	Real Estate/Property Tax Admin Assistance	\$ 58,382.50	\$ 60,865.00	\$ 58,382.50	\$ 60,865.00	\$	\$ 60,865.00
17A	County Enhanced 911 Excise Tax	5,921,606.55	5,752,771.23	5,926,874.80	5,747,502.98	5,747,502.98
525	Washington State Combined Fund Drive	686,227.11	360,190.79	1,093.23	1,045,324.67	13,916.47	1,059,241.14
660	Natural Resources Deposit	7,636,654.72	24,706,529.09	21,745,954.64	10,597,229.17	147,371.52	10,744,600.69
734	Centennial Document Preservation and Modernization	620,901.53	287,799.96	908,701.49	908,701.49
737	High Occupancy Vehicle
757	Maritime Historic Restoration and Preservation	3,263.08	235.00	3,498.08	3,498.08
797	Local Tourism Promotion	1,225,786.48	1,360,194.38	1,376,864.06	1,209,116.80	1,209,116.80
TOTAL AGENCY FUNDS		\$ 16,152,821.97	\$ 32,528,585.45	\$ 29,109,169.23	\$ 19,572,238.19	\$ 161,287.99	\$ 19,733,526.18
TOTAL TREASURER'S TRUST FUNDS		\$ 736,881,038.91	\$ 498,358,267.10	\$ 446,316,493.45	\$ 788,922,812.56	\$ 23,641,908.06	\$ 812,564,720.62

INVESTMENT STATEMENT & INVESTMENT INTEREST INCOME AND CAPITAL GAINS

INVESTMENT STATEMENT

Fund / Account	September 1, 2015	Purchased	Maturities & Sales	Amortization	September 30, 2015
Treasury & Treasurer's Trust					
Investments (trade date basis)	\$ 3,806,580,867.13	\$ 2,206,693,981.65	\$ 2,255,330,666.93	\$ (603,542.26)	\$ 3,757,340,639.59
Reverse Repurchase Agreements
Purchased Accrued Interest	615,833.62	347,578.03	178,155.33	785,256.32
Total Treasury & Treasurer's Trust	\$ 3,807,196,700.75	\$ 2,207,041,559.68	\$ 2,255,508,822.26	\$ (603,542.26)	\$ 3,758,125,895.91
Local Government Investment Pool					
Investments (trade date basis)	\$ 9,144,151,034.91	\$ 40,670,178,876.29	\$ 40,084,206,907.32	\$ 446,907.46	\$ 9,730,569,911.34
Reverse Repurchase Agreements
Purchased Accrued Interest	31,316.84	21,721.92	9,594.92
Total Local Government Investment Pool	\$ 9,144,182,351.75	\$ 40,670,178,876.29	\$ 40,084,228,629.24	\$ 446,907.46	\$ 9,730,579,506.26
Total All Accounts	\$ 12,951,379,052.50	\$ 42,877,220,435.97	\$ 42,339,737,451.50	\$ (156,634.80)	\$ 13,488,705,402.17

INVESTMENT INTEREST INCOME AND CAPITAL GAINS CURRENT MONTH AND FISCAL YEAR TO DATE COMPARISON

Fund / Account	September 2015	September 2014	Fiscal Year 2016	Fiscal Year 2015
Treasury & Treasurer's Trust				
Cash	\$ 3,819,138.68	\$ 4,513,545.76	\$ 8,481,945.93	\$ 6,849,507.40
Custody Bank Fees	(4,615.69)	(4,615.66)	(13,815.56)	(13,847.16)
Other Bank Fees	(11,558.72)	(15,129.53)	(31,985.34)	(40,031.42)
Amortization	(603,542.26)	(822,820.26)	136,417.99	(2,589,928.54)
Accrued Interest	(821,111.97)	(1,651,043.50)	845,801.09	2,023,551.95
Gains and Losses	266,935.51	32,978.76	675,925.12	459,776.54
Total Treasury & Treasurer's Trust	\$ 2,645,245.55	\$ 2,052,915.57	\$ 10,094,289.23	\$ 6,689,028.77
Local Government Investment Pool				
Cash	\$ 933,349.01	\$ 409,071.06	\$ 2,436,912.49	\$ 1,278,848.88
Amortization	446,907.46	396,395.31	1,352,254.73	1,299,490.31
Accrued Interest	(12,927.02)	(27,322.70)	23,228.45	(71,386.42)
Gains and Losses	136,157.85	39,807.48	286,532.98	110,131.79
Total Local Government Investment Pool	\$ 1,503,487.30	\$ 817,951.15	\$ 4,098,928.65	\$ 2,617,084.56
Total All Accounts	\$ 4,148,732.85	\$ 2,870,866.72	\$ 14,193,217.88	\$ 9,306,113.33

JAMES L. McINTIRE
STATE TREASURER
PO BOX 40200
OLYMPIA WA 98504-0200

