



**Washington State
Treasurer's
Monthly Report**

October 2016



**JAMES L. McINTIRE
State Treasurer**

In accordance with the Americans with Disabilities Act, this publication will be made available in alternate formats upon request to the Office of the State Treasurer, Legislative Building, 2nd Floor, Olympia, Washington 98504-0200, telephone (360) 902-9000, fax (360) 902-9037 or TTY Users Call: 7-1-1.
Web Site: <http://tre.wa.gov>.

TABLE OF CONTENTS

	<i>Page</i>
State Treasurer’s Letter	1
General Fund	2
Treasury, Treasurer’s Trust and Local Government Investment Pool Flow Chart	3
Treasury & Treasurer’s Trust, Treasury and Treasurer’s Trust Charts	4
General Fund and Local Government Investment Pool Charts	5
Receipts and Disbursements for the State Treasury	6
Receipts and Disbursements for Trust Funds	16
Investment Statement & Investment Interest Income and Capital Gains	23



JAMES L. McINTIRE,
State Treasurer

State of Washington
Office of the Treasurer
Legislative Building
P.O. Box 40200
Olympia, Washington 98504-0200

(360) 902-9000 • TTY 7-1-1
FAX (360) 902-9037
Home Page <http://tre.wa.gov>

Fellow Washingtonians,

I am pleased to report on the operations of the Office of the State Treasurer for the month of October 2016. At the close of the month, the Treasury & Treasurer's Trust book balance was \$5.6 billion with investment earnings distributed for the month of \$4.4 million.

Sincerely,

A handwritten signature in black ink, appearing to read "James L. McIntire", written in a cursive style.

James L McIntire
Washington State Treasurer

GENERAL FUND

GENERAL FUND CURRENT MONTH AND FISCAL YEAR TO DATE COMPARISON (In Millions)

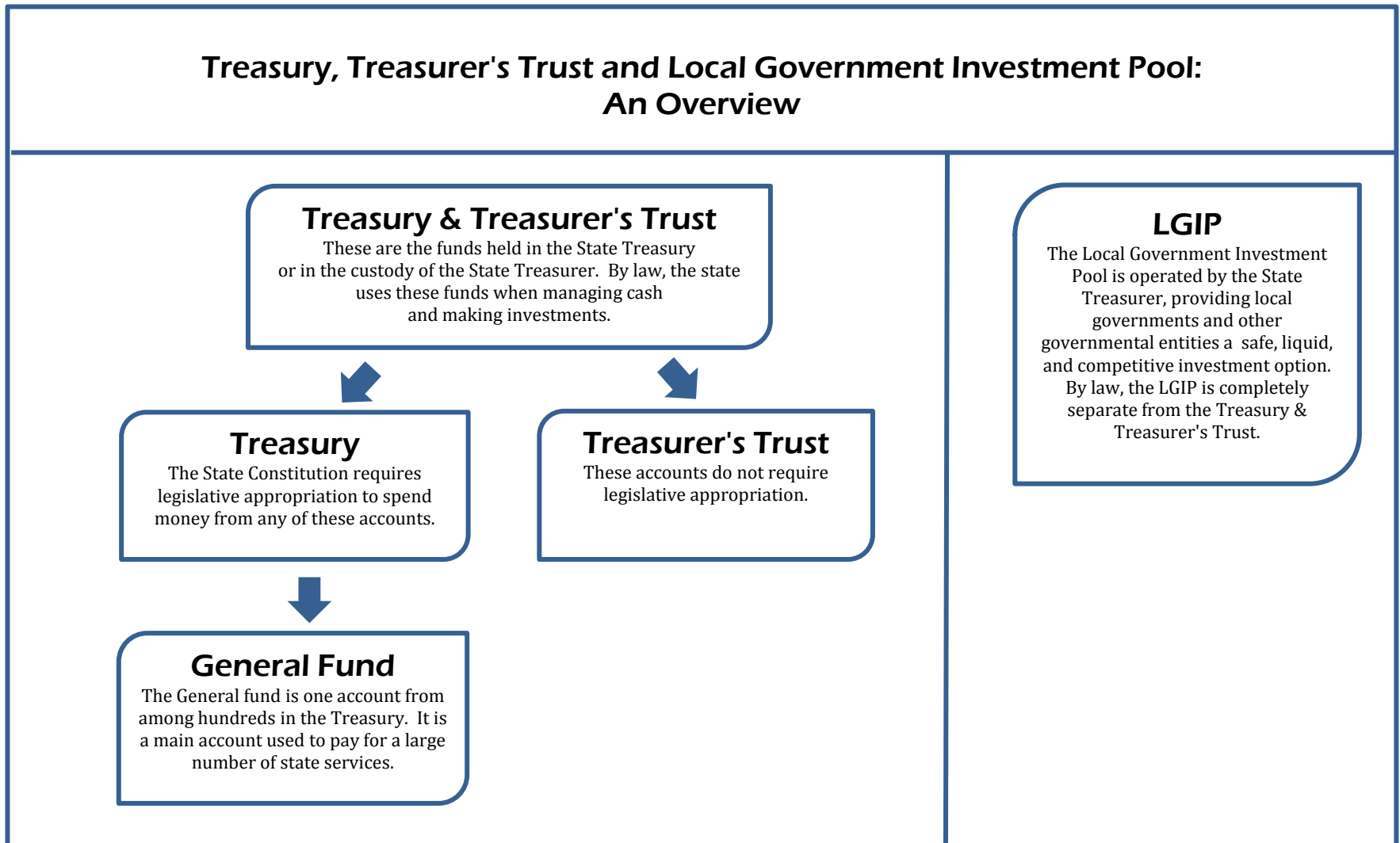
	Month of October		Fiscal Year to Date	
	2016	2015	2017	2016
Beginning Book Balance	\$ 303.084	\$ 58.360	\$ 1,614.932	\$ 1,001.142
Cash Revenue	2,689.528	3,280.253	9,774.005	9,275.208
Other Cash Receipts	458.124	658.934	2,758.115	2,726.393
Total Cash Receipts	\$ 3,147.652	\$ 3,939.187	\$ 12,532.120	\$ 12,001.601
Total Cash Disbursements	\$ 3,161.022	\$ 3,354.737	\$ 13,857.338	\$ 12,359.933
Ending Book Balance	\$ 289.714	\$ 642.810	\$ 289.714	\$ 642.810
Cash Revenue				
Bond Retirement & Interest	\$ 0.000	\$ 0.000	\$ (0.155)	\$ (0.177)
Secretary of State	3.645	3.845	11.839	11.529
Department of Revenue:				
Retail Sales Tax	810.079	723.658	3,250.205	2,932.293
Business & Occupation Tax	328.697	307.533	1,285.577	1,187.799
Compensating Tax	51.139	54.173	230.751	214.172
Cigarette Tax	33.332	28.584	133.578	98.771
Public Utility Tax	22.688	29.590	113.803	118.767
Various Other Revenue	109.152	89.526	322.067	200.059
Insurance Commission	3.391	2.360	135.258	129.181
Liquor and Cannabis Board	2.599	2.768	28.499	16.238
Department of Licensing:				
Excise Tax – Other	0.015	0.014	0.062	0.060
Various Other Revenue	0.419	0.340	5.826	4.822
Department of Social & Health Services	(2.994)	3.629	33.172	28.450
Universities & Colleges	0.001	0.000	0.001	0.000
Treasurer's Transfers	(15.069)	(14.876)	(52.652)	(65.453)
Counties:				
Property Tax	47.261	41.065	78.240	74.217
Real Estate Excise Tax	96.490	76.550	388.094	334.247
Various Other Revenue	4.366	4.854	18.870	20.004
Federal Grants-In-Aid (All Agencies)	1,082.086	1,864.160	3,559.629	3,789.171
Revenues Distributed to Local Governments	(0.274)	(0.268)	(1.084)	(1.053)
Other Agencies' Cash Revenue	112.505	62.748	232.425	182.111
Total Cash Revenue	\$ 2,689.528	\$ 3,280.253	\$ 9,774.005	\$ 9,275.208

Source: Agency Financial Reporting System (AFRS).

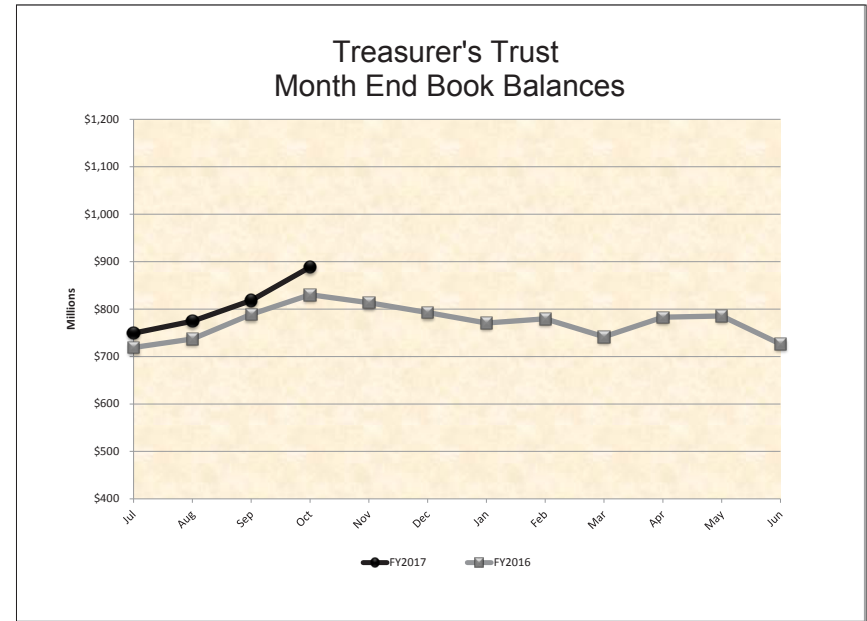
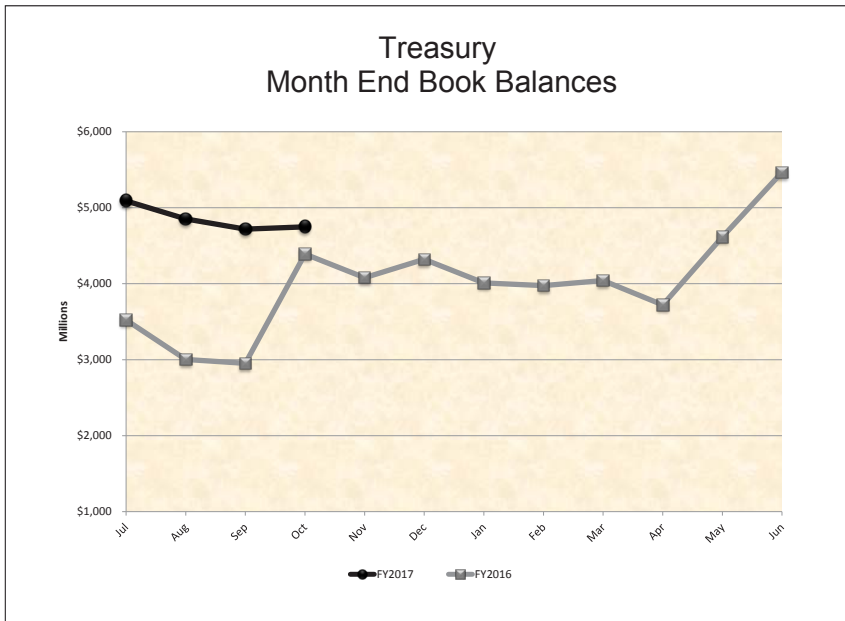
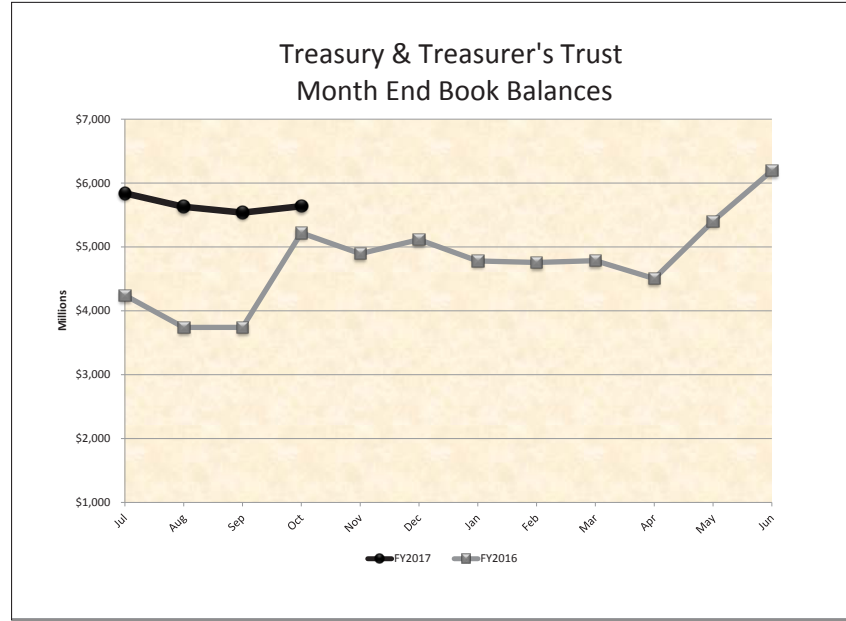
TREASURY, TREASURER'S TRUST AND LGIP FLOW CHART

The State Treasurer is charged with the cash management of public funds, which includes two categories of state funds and accounts: (1) funds and accounts located in the state treasury, which are subject to legislative appropriation; and (2) Treasurer's trust funds, which are accounts placed in the custody of the State Treasurer, and not typically subject to legislative appropriation. Funds within these accounts are comingled for investment and cash management purposes.

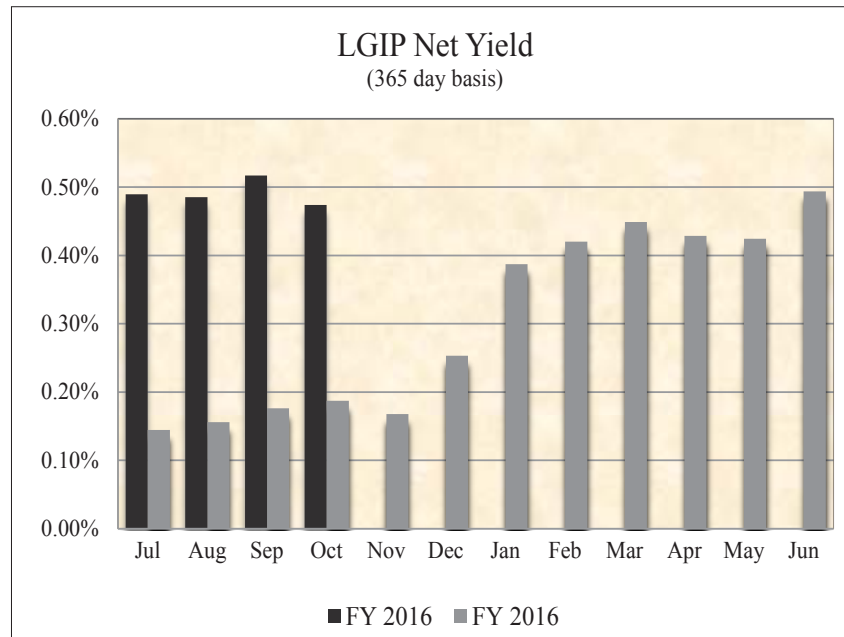
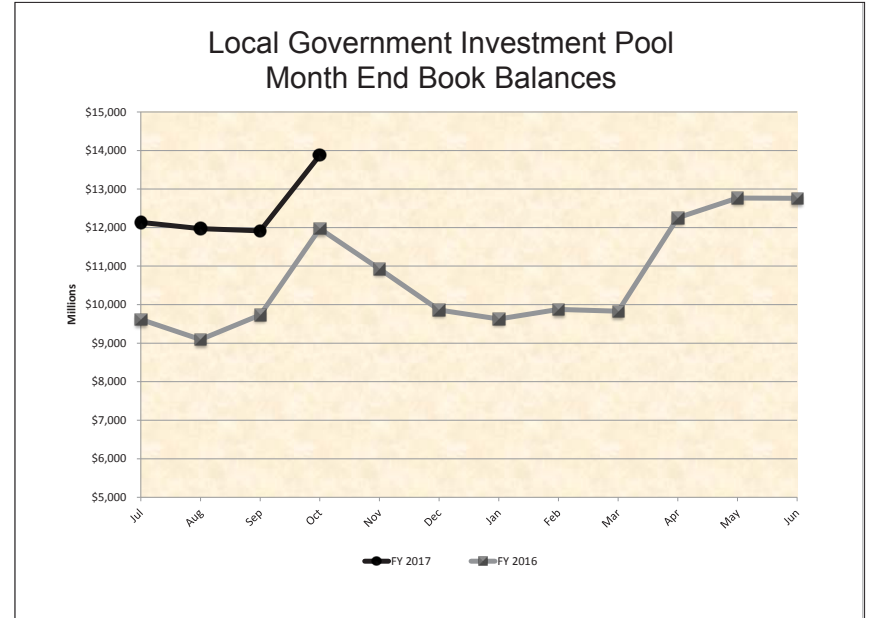
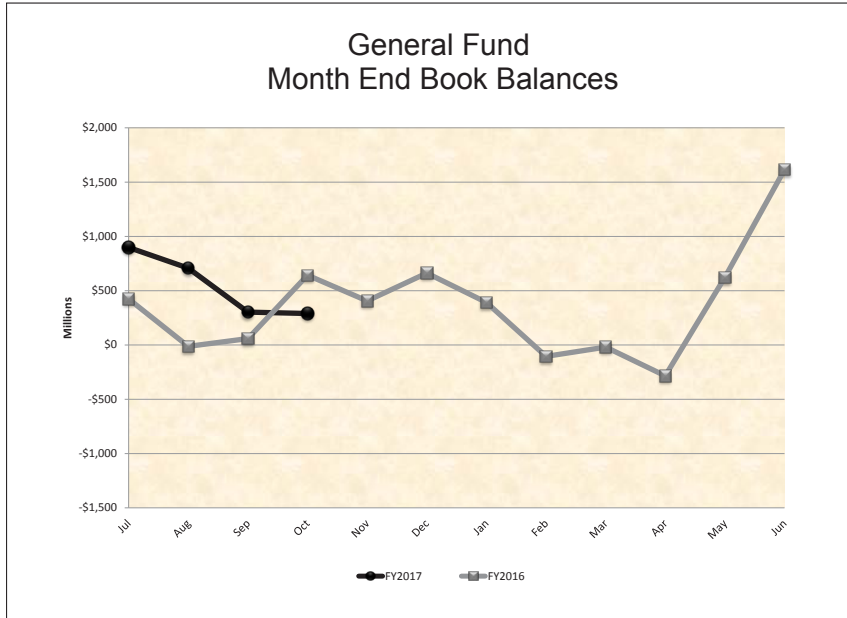
This flow chart describes the structure of the Treasury and Treasurer's Trust Accounts. Month end balances of these accounts are shown on pages 4 and 5.



TREASURY & TREASURER'S TRUST AND TREASURY AND TREASURER'S TRUST CHART



GENERAL FUND AND LOCAL GOVERNMENT INVESTMENT POOL CHARTS



RECEIPTS AND DISBURSEMENTS FOR TREASURY FUNDS

	October 1, 2016		October 2016		October 31, 2016						
	Beginning Book Balance		Plus Receipts	Less Disbursements	Ending Book Balance	Outstanding Warrants	Ending Cash Balance				
GENERAL FUND											
001 General	\$ 303,084,246.09	\$	\$ 3,147,652,565.65	\$	\$ 3,161,022,401.40	\$	\$ 289,714,410.34	\$	\$ 30,541,719.47	\$	\$ 320,256,129.81
018 Millersylvania Park Current	5,210.50				5,210.50		5,210.50				5,210.50
01E Geothermal	159.89				159.89		159.89				159.89
01N Institutional Impact	19,144.72				19,144.72		19,144.72				19,144.72
02P Flood Control Assistance	2,410,142.82			75,781.50	2,334,361.32	203.75	2,334,361.32		203.75		2,334,565.07
031 State Investment Board Expense	3,199,698.67		1,723,095.67	2,009,376.94	2,913,417.40	140,898.69	2,913,417.40		140,898.69		3,054,316.09
032 State Emergency Water Projects Revolving	221,616.92				221,616.92		221,616.92				221,616.92
03A Excess Earnings											
03L County Criminal Justice Assistance	1,899,894.70		11,364,749.47	11,109,249.42	2,155,394.75	2,054.64	2,155,394.75		2,054.64		2,157,449.39
03M Municipal Criminal Justice Assistance	308,836.12		4,495,553.71	4,460,222.88	344,166.95	821.81	344,166.95		821.81		344,988.76
04L Public Health Services	6.18				6.18		6.18				6.18
051 State and Local Improvements Revolving	26,744.33				26,744.33		26,744.33				26,744.33
055 State & Local Improve Revolving (Waste Disp Facilities, 1980)	2,639.01				2,639.01		2,639.01				2,639.01
05C Criminal Justice Treatment	6,160,099.43		2,351,031.85	466,715.99	8,044,415.29	524.91	8,044,415.29		524.91		8,044,940.20
05M Tourism Development and Promotion											
070 Outdoor Recreation	3,965,437.51			2,313,337.71	1,652,099.80	387.08	1,652,099.80		387.08		1,652,486.88
072 State & Local Improve Revolving (Water Supply Facilities)	801,169.48			19,007.24	782,162.24		782,162.24				782,162.24
09C Farm and Forest	(805,878.01)			8,157.17	(814,035.18)		(814,035.18)				(814,035.18)
09G Riparian Protection	(1,995,104.72)			26,836.29	(2,021,941.01)	218.76	(2,021,941.01)		218.76		(2,021,722.25)
09R Economic Development Strategic Reserve	2,944,698.64		1,243,639.45	692,530.91	3,495,807.18	21,445.00	3,495,807.18		21,445.00		3,517,252.18
10K Veterans Innovation Program	103,740.40				103,740.40		103,740.40				103,740.40
10P Columbia River Basin Water Supply Development	12,514,250.06		6,136.76	673,014.50	11,847,372.32	499,905.00	11,847,372.32		499,905.00		12,347,277.32
10R Energy Freedom	1,203.42		0.58		1,204.00		1,204.00				1,204.00
10T Hood Canal Aquatic Rehabilitation Bond											
11F Reinvesting in Youth	5.98				5.98		5.98				5.98
11N Heritage Barn Preservation											
11W Water Quality Capital	34,227.10				34,227.10		34,227.10				34,227.10
125 Site Closure	28,266,397.42		23,698.05	17,085.51	28,273,009.96		28,273,009.96				28,273,009.96
12B Green Energy Incentive											
12J Boating Activities	10,000.00				10,000.00		10,000.00				10,000.00
12K Puget Sound Scientific Research											
12R Independent Youth Housing											
12W Veterans Conservation Corps											
14B Budget Stabilization	592,053,276.69		289,268.11	146,755.35	592,195,789.45	1,189.84	592,195,789.45		1,189.84		592,196,979.29
14C Puget Sound Recovery											
14H Community Preservation & Development Auth	8,750.00				8,750.00		8,750.00				8,750.00
14L Streamlined Sales & Use Tax Mitigation	20,379,572.81				20,379,572.81		20,379,572.81				20,379,572.81
15C WA Community Tech Opportunity											
15F Local Public Safety Enhancement											
15J Building Communities											

RECEIPTS AND DISBURSEMENTS FOR TREASURY FUNDS

		October 1, 2016	October 2016		October 31, 2016		
		Beginning Book Balance	Plus Receipts	Less Disbursements	Ending Book Balance	Outstanding Warrants	Ending Cash Balance
GENERAL FUND (Continued)							
15K	Columbia River Water Delivery	\$ 16,173.66	\$ (748.00)	\$	\$ 15,425.66	\$	\$ 15,425.66
15R	Evergreen Job Training
16V	Water Rights Processing	67,663.81	176.41	619.03	67,221.19	67,221.19
177	Judicial Retirement Administrative
17C	Opportunity Express Account	62,171.42	62,171.42	62,171.42
17E	State Efficiency and Restructuring
17F	Washington Opportunity Pathways	18,479,023.55	13,736,115.25	3,619,261.25	28,595,877.55	28,595,877.55
17K	Basic Health Plan Stabilization
18H	Opportunity Expansion	326.64	326.64	326.64
18T	Child and Family Reinvestment	7,218,960.64	7,218,960.64	7,218,960.64
19K	Yakima Integrated Plan Implementation
19L	Charter Schools Oversight	93,945.49	37,362.34	131,307.83	131,307.83
19N	Diesel Idle Reduction
20C	Yakima Integrated Plan Implementation Taxable Bond
20F	Invest in Washington
20L	Early Start
20S	Behavioral Health Innovation	6,761,250.00	28,725.00	6,732,525.00	6,732,525.00
21B	Chehalis Basin
21D	Dairy Nutrient Infrastructure
244	Habitat Conservation	4,483,386.88	49,433.81	33,101.80	4,499,718.89	48.90	4,499,767.79
253	Education Construction	4,093,848.11	1,993.08	4,095,841.19	4,095,841.19
285	Growth Management Planning and Environmental Review
291	Education Savings
355	State Taxable Building Construction	54,805,451.26	5,002,754.46	49,802,696.80	776,542.06	50,579,238.86
359	School Constr & Skill Ctrs Bldg	482,520.07	264,783.65	217,736.42	217,736.42
488	Special Personnel Litigation Revolving	43,000.00	43,000.00	43,000.00
489	Pension Funding Stabilization
548	LEOFF System Plan 2 Expense	54,117.15	98,543.64	105,130.86	47,529.93	3,017.27	50,547.20
563	Columbia River Crossing Project
828	Tobacco Prevention and Control	1,657,542.43	811.21	3,714.20	1,654,639.44	1,654,639.44
830	Agricultural College Trust Management	1,945,171.64	(0.01)	177,874.71	1,767,296.92	832.46	1,768,129.38
TOTAL GENERAL FUND		\$ 1,075,884,738.91	\$ 3,183,073,427.03	\$ 3,192,276,437.77	\$ 1,066,681,728.17	\$ 31,989,809.64	\$ 1,098,671,537.81
SPECIAL REVENUE FUNDS							
002	Hospital Data Collection	\$ 112,491.00	\$	\$ 18,929.75	\$ 93,561.25	\$	\$ 93,561.25
003	Architects' License	884,357.55	32,812.49	63,171.84	853,998.20	6,677.29	860,675.49
007	Winter Recreational Program	1,502,492.17	0.16	27,992.41	1,474,499.92	2,235.57	1,476,735.49
014	Forest Development	8,666,409.85	831.45	2,191,197.62	6,476,043.68	19,105.62	6,495,149.30
01B	ORV & Non-Highway Vehicle Account	1,266,128.19	803,450.72	296,964.48	1,772,614.43	2,011.52	1,774,625.95
01M	Snowmobile	3,151,958.77	256,489.60	29,804.56	3,378,643.81	345.98	3,378,989.79

RECEIPTS AND DISBURSEMENTS FOR TREASURY FUNDS

		October 1, 2016	October 2016		October 31, 2016		
		Beginning Book Balance	Plus Receipts	Less Disbursements	Ending Book Balance	Outstanding Warrants	Ending Cash Balance
SPECIAL REVENUE FUNDS (Continued)							
024	Professional Engineers'	\$ 2,239,342.35	\$ 123,344.00	\$ 193,027.35	\$ 2,169,659.00	\$ 5,589.74	\$ 2,175,248.74
026	Real Estate Commission	4,368,385.78	363,941.72	552,772.20	4,179,555.30	12,162.92	4,191,718.22
027	Reclamation	3,876,248.49	127,761.71	277,547.27	3,726,462.93	14,613.88	3,741,076.81
02A	Surveys and Maps	1,111,944.73	59,615.28	61,561.09	1,109,998.92	623.17	1,110,622.09
02G	Health Professions	19,918,547.07	4,475,941.81	5,494,933.66	18,899,555.22	53,496.23	18,953,051.45
02H	Business Enterprises Revolving	627,578.74	94,057.65	100,945.67	620,690.72	16,566.89	637,257.61
02J	Certified Public Accountants'	2,337,176.65	50,592.13	102,374.71	2,285,394.07	3,211.25	2,288,605.32
02K	Death Investigations	1,082,061.56	444,655.30	318,304.68	1,208,412.18	2,346.58	1,210,758.76
02M	Essential Rail Assistance	533,957.98	6,489.61	47,730.91	492,716.68	1,107.22	493,823.90
02N	Parkland Acquisition	34,891.57	1,479.73	33,411.84	1.05	33,412.89
02R	Aquatic Lands Enhancement	8,758,858.81	334.21	(559,879.75)	9,319,072.77	22,957.55	9,342,030.32
02W	Timber Tax Distribution	1,346,767.89	6,179,122.35	229,154.78	7,296,735.46	15,773.98	7,312,509.44
030	Landowner Contingency Forest Fire Suppression	3,612,393.19	31.40	135,029.79	3,477,394.80	16,420.00	3,493,814.80
039	Aeronautics	1,540,071.33	267,315.82	217,018.01	1,590,369.14	7,238.89	1,597,608.03
03B	Asbestos	902,215.97	25,035.86	59,981.63	867,270.20	275.00	867,545.20
03C	Emergency Medical Services and Trauma Care System Trust	9,269,185.10	1,037,633.20	43,621.24	10,263,197.06	16,061.50	10,279,258.56
03F	Enhanced 911	8,794,041.23	2,123,651.80	(695,121.86)	11,612,814.89	452,291.58	12,065,106.47
03N	Business License	9,000,815.90	4,941,424.77	4,946,838.67	8,995,402.00	100,487.80	9,095,889.80
03P	Fire Service Trust	390,010.76	35.00	1,032.11	389,013.65	389,013.65
03R	Safe Drinking Water	3,493,515.63	16,204.31	341,639.30	3,168,080.64	942.65	3,169,023.29
041	Resource Management Cost	16,159,523.99	9,820.28	(178,199.05)	16,347,543.32	131,626.95	16,479,170.27
042	Charitable, Educational, Penal, and Reformatory Institutions	5,582,345.45	2,569.68	(284,104.11)	5,869,019.24	5,869,019.24
044	Waste Reduction, Recycling, and Litter Control	2,578,066.81	560,826.23	875,837.03	2,263,056.01	6,419.29	2,269,475.30
045	State Vehicle Parking	156,867.34	339,286.64	85,295.73	410,858.25	128.50	410,986.75
048	Marine Fuel Tax Refund	320,302.04	467.44	674.00	320,095.48	86.36	320,181.84
04E	Uniform Commercial Code	1,920,220.46	78,720.00	142,004.70	1,856,935.76	1,856,935.76
04H	Surface Mining Reclamation	871,419.01	38.48	102,005.57	769,451.92	769,451.92
04M	Recreational Fisheries Enhancement	1,381,995.12	20,932.79	143,707.19	1,259,220.72	845.18	1,260,065.90
04R	Drinking Water Assistance	22,969,313.41	13,521,967.69	3,953,940.65	32,537,340.45	60,722.14	32,598,062.59
04V	Vehicle License Fraud	27,288.90	6,777.18	11,851.64	22,214.44	22,214.44
04W	Waterworks Operator Certification	1,101,272.33	14,451.30	47,217.99	1,068,505.64	320.30	1,068,825.94
058	Public Works Assistance	33,196,503.99	1,885,199.49	1,922,643.48	33,159,060.00	3,980.02	33,163,040.02
05H	Disaster Response	(19,837,572.22)	7,227.85	9,427,285.30	(29,257,629.67)	211,669.33	(29,045,960.34)
05R	Drinking Water Assistance Administrative	5,404,335.59	49,022.52	24,101.63	5,429,256.48	5,429,256.48
05W	State Drought Preparedness	3,032,887.65	123.58	3,033,011.23	3,033,011.23
06A	Salmon Recovery	23,102.84	23,102.84	23,102.84
06G	Real Estate Appraiser Commission	503,615.07	58,362.06	85,688.02	476,289.11	415.00	476,704.11
06K	Lead Paint	119,699.40	28,860.00	39,823.00	108,736.40	108,736.40
06L	Business and Professions	6,498,270.08	705,917.42	884,720.36	6,319,467.14	31,319.47	6,350,786.61
06R	Real Estate Research	1,001,599.36	15,270.00	708.00	1,016,161.36	10.00	1,016,171.36

RECEIPTS AND DISBURSEMENTS FOR TREASURY FUNDS

		October 1, 2016		October 2016		October 31, 2016	
		Beginning Book Balance	Plus Receipts	Less Disbursements	Ending Book Balance	Outstanding Warrants	Ending Cash Balance
SPECIAL REVENUE FUNDS (Continued)							
06T	License Plate Technology	\$ 1,157,973.54	\$ 119,756.97	\$ 560,948.97	\$ 716,781.54	\$ 35.16	\$ 716,816.70
071	Warm Water Game Fish	379,815.01	24,336.62	75,280.54	328,871.09	760.78	329,631.87
07C	Vessel Response	1,575.00	50.00	1,625.00	1,625.00
07W	Domestic Violence Prevention	1,529,242.56	91,892.90	125,522.93	1,495,612.53	5,773.88	1,501,386.41
080	Grade Crossing Protective	396,161.64	192.87	10,692.89	385,661.62	385,661.62
081	State Patrol Highway	42,162,114.22	18,089,907.99	19,439,029.94	40,812,992.27	81,639.22	40,894,631.49
082	Motorcycle Safety Education	1,992,938.57	197,061.38	211,611.75	1,978,388.20	11,051.86	1,989,440.06
084	Building Code Council	95,339.49	72,159.19	44,606.30	122,892.38	907.32	123,799.70
086	Fire Service Training	6,503,774.24	112,228.32	263,670.40	6,352,332.16	42,327.08	6,394,659.24
087	Park Land Trust Revolving	1,818,381.41	135,511.54	212,681.75	1,741,211.20	14,746.53	1,755,957.73
08A	Education Legacy Trust	109,983,732.49	31,735,205.03	18,436,822.99	123,282,114.53	368,634.12	123,650,748.65
08G	Flexible Spending Administrative	2,404,795.00	68,967.50	46,915.89	2,426,846.61	2,426,846.61
08H	Military Department Rental and Lease	1,587,998.17	14,742.00	9,038.61	1,593,701.56	268.00	1,593,969.56
08K	Problem Gambling	435,155.99	118,972.68	68,015.00	486,113.67	486,113.67
08M	Small City Pavement and Sidewalk	2,410,586.40	99,561.27	194,602.33	2,315,545.34	2,315,545.34
08R	Waste Tire Removal	4,970,965.33	361,340.10	8,397.35	5,323,908.08	5,323,908.08
094	Transportation Infrastructure	7,198,198.67	3,511.18	1,532.00	7,200,177.85	7,200,177.85
095	Electrical License	10,460,815.18	2,965,105.00	1,976,581.01	11,449,339.17	15,376.32	11,464,715.49
096	Highway Infrastructure	1,151,301.71	560.51	42,344.32	1,109,517.90	1,109,517.90
097	Recreational Vehicle	2,746,661.94	45,531.84	129.57	2,792,064.21	16.00	2,792,080.21
099	Puget Sound Capital Construction	12,775,758.09	5,738,599.14	2,275,330.00	16,239,027.23	429.66	16,239,456.89
09E	Freight Mobility Investment	12,413,254.98	246,357.22	129,603.02	12,530,009.18	12,530,009.18
09F	High-Occupancy Toll Lanes Operations	3,481,307.82	1,026.08	(121,120.72)	3,603,454.62	3,603,454.62
09H	Transportation Partnership	350,459,073.38	14,230,741.26	40,372,885.08	324,316,929.56	2,971,488.99	327,288,418.55
09M	Aquatic Invasive Species Enforcement	407,619.81	1,293.00	8,259.29	400,653.52	1.20	400,654.72
09N	Aquatic Invasive Species Prevention	299,170.39	6,316.29	35,579.52	269,907.16	681.88	270,589.04
09P	City-County Assistance	1,457,664.12	1,267.27	1,456,396.85	129.07	1,456,525.92
09T	Washington Main Street Trust Fund	58,694.34	58,694.34	58,694.34
102	Rural Arterial Trust	19,255,074.24	2,083,466.65	2,548,211.53	18,790,329.36	29.40	18,790,358.76
104	State Wildlife	29,425,577.49	4,875,184.67	3,478,921.47	30,821,840.69	109,504.34	30,931,345.03
106	Highway Safety	47,923,086.58	7,079,329.77	6,424,742.11	48,577,674.24	331,783.53	48,909,457.77
107	Liquor Excise Tax	9,322,306.22	323,588.38	6,905,041.73	2,740,852.87	2,740,852.87
108	Motor Vehicle	275,094,536.72	181,929,008.08	150,637,761.14	306,385,783.66	3,927,503.54	310,313,287.20
109	Puget Sound Ferry Operations	44,487,586.31	21,209,652.06	20,101,515.76	45,595,722.61	228,585.84	45,824,308.45
10A	Aquatic Algae Control	426,229.07	2,586.00	6,334.14	422,480.93	2.40	422,483.33
10B	Home Security Fund	12,825,731.38	1,812,225.73	1,054,873.07	13,583,084.04	18,240.00	13,601,324.04
10G	Water Rights Tracking System	460,077.06	33,579.13	493,656.19	493,656.19
110	Special Wildlife	4,854,778.06	114,493.13	278,167.20	4,691,103.99	1,464.32	4,692,568.31
111	Public Service Revolving	15,460,753.39	174,876.40	1,439,196.02	14,196,433.77	102,689.03	14,299,122.80
113	Common School Construction	111,357,163.55	697,092.16	6,847,309.19	105,206,946.52	81,210.58	105,288,157.10

RECEIPTS AND DISBURSEMENTS FOR TREASURY FUNDS

		October 1, 2016	October 2016		October 31, 2016		
		Beginning Book Balance	Plus Receipts	Less Disbursements	Ending Book Balance	Outstanding Warrants	Ending Cash Balance
SPECIAL REVENUE FUNDS (Continued)							
116	Basic Data	\$ 85,620.00	\$	\$	\$ 85,620.00	\$	\$ 85,620.00
119	Unemployment Compensation Administration	719,687.09	17,454,054.91	18,722,561.47	(548,819.47)	5,920,851.44	5,372,031.97
11B	Regional Mobility Grant Program	42,623,035.63	799,096.25	173,532.00	43,248,599.88	43,248,599.88
11E	Freight Mobility Multimodal	10,365,555.58	245,296.40	10,610,851.98	10,610,851.98
11H	Forest and Fish Support	6,020,161.98	386,516.39	146,628.22	6,260,050.15	224.58	6,260,274.73
11K	Washington Auto Theft Prevention Authority	(637,852.09)	528,648.47	743,834.85	(853,038.47)	533.29	(852,505.18)
120	Administrative Contingency	18,994,434.06	529,094.71	2,207,684.91	17,315,843.86	2,238.32	17,318,082.18
12C	Affordable Housing For All	4,564,533.63	430,798.80	874,261.76	4,121,070.67	13,429.49	4,134,500.16
12M	Charitable Organization Education	1,245,239.66	36,970.00	882.65	1,281,327.01	40.00	1,281,367.01
12T	Traumatic Brain Injury	1,532,939.00	101,323.98	(12,129.82)	1,646,392.80	1,646,392.80
134	Employment Services Administrative	12,208,807.37	8,866,922.34	1,024,167.54	20,051,562.17	21,781.37	20,073,343.54
138	Insurance Commissioner's Regulatory	27,994,207.67	145,235.75	2,457,590.18	25,681,853.24	21,090.83	25,702,944.07
144	Transportation Improvement	53,091,781.07	9,731,587.33	8,660,383.46	54,162,984.94	301.44	54,163,286.38
146	Firearms Range	1,277,715.38	36,876.00	1,314,591.38	1,314,591.38
14A	Wildlife Rehabilitation	615,574.65	14,130.81	9,187.62	620,517.84	620,517.84
14G	Ballast Water Management	23,000.00	23,000.00	23,000.00
14M	Financial Fraud & ID Theft	905,669.00	68,760.00	481.73	973,947.27	973,947.27
14R	Military Active State Service
14V	Ignition Interlock Device	3,289,895.14	338,818.40	399,293.75	3,229,419.79	49,148.28	3,278,568.07
150	Low-Income Weatherization/ Structural Rehabilitation Assistance	2,388,592.61	1,163.45	1,557.47	2,388,198.59	2,388,198.59
153	Rural Mobility Grant Program	4,408,991.91	430,777.94	512,318.79	4,327,451.06	4,327,451.06
154	New Motor Vehicle Arbitration	2,278,604.13	65,454.00	38,833.67	2,305,224.46	399.76	2,305,624.22
158	Aquatic Land Dredged Material Disposal Site	411,506.33	(6,154.40)	417,660.73	417,660.73
159	Parks Improvement	1,084,585.96	50,912.67	59,899.19	1,075,599.44	1,623.65	1,077,223.09
15H	Cleanup Settlement	55,480,895.86	27,342.27	1,138,489.99	54,369,748.14	12.00	54,369,760.14
15M	Biotoxin	467,585.77	14,506.73	108,491.72	373,600.78	3,388.08	376,988.86
15P	Energy Recovery Act	6,789,852.43	703,880.82	7,493,733.25	7,493,733.25
160	Wood Stove Education and Enforcement	591,944.97	27,840.00	27,341.56	592,443.41	592,443.41
162	Farm Labor Contractor	56,328.23	440.00	56,768.23	56,768.23
167	Natural Resources Conservation Areas Stewardship	290,179.70	3.04	263.55	289,919.19	289,919.19
16A	Judicial Stabilization Trust	428,271.53	382,809.28	785,282.92	25,797.89	21,912.99	47,710.88
16J	SR 520 Corridor	189,696,397.57	(3,074,682.90)	(3,124,960.77)	189,746,675.44	3,739.63	189,750,415.07
16M	Appraisal Management Company	434,782.21	7,200.00	5,943.54	436,038.67	436,038.67
16P	Marine Resources Stewardship Trust	525,668.98	258.82	969.16	524,958.64	20,051.19	545,009.83
16W	Hospital Safety Net Assessment	72,070,655.83	1,609,507.94	30,630,408.06	43,049,755.71	43,049,755.71
172	Basic Health Plan Trust	1,081,232.58	1,081,232.58	1,081,232.58
173	State Toxics Control	10,576,266.51	35,800,436.86	506,529.10	45,870,174.27	71,010.54	45,941,184.81
174	Local Toxics Control	30,048,221.50	(299,454.78)	1,394,720.58	28,354,046.14	28,354,046.14
176	Water Quality Permit	18,559,875.58	559,805.81	3,075,217.56	16,044,463.83	5,039.14	16,049,502.97
17B	Home Visiting Services	5,684,457.57	854,532.30	1,225,083.80	5,313,906.07	1,514.97	5,315,421.04

RECEIPTS AND DISBURSEMENTS FOR TREASURY FUNDS

	October 1, 2016		October 2016		October 31, 2016	
	Beginning Book Balance	Plus Receipts	Less Disbursements	Ending Book Balance	Outstanding Warrants	Ending Cash Balance
SPECIAL REVENUE FUNDS (Continued)						
17N Complete Streets Grant Program	\$	\$	\$	\$	\$	\$
17P SR520 Civil Penalties	8,950,316.69	3,140.96	902,016.00	8,051,441.65	8,051,441.65
17T Health Benefit Exchange	(411,717.39)	3,950,275.23	110,901.69	3,427,656.15	3,427,656.15
17W Limousine Carriers	37,740.18	1,400.00	39,140.18	39,140.18
182 Underground Storage Tank	1,041,396.83	136,980.01	229,640.29	948,736.55	1,280.65	950,017.20
186 County Arterial Preservation	864,311.79	1,631,844.45	1,517,073.38	979,082.86	458.57	979,541.43
18J Capital Vessel Replacement	11,825,084.46	(6,132,428.67)	(12,424.33)	5,705,080.12	350.85	5,705,430.97
18L Hydraulic Project Approval	186,427.93	24,300.00	21,912.64	188,815.29	900.00	189,715.29
199 Biosolids Permit	973,371.04	762,433.75	88,730.68	1,647,074.11	455.00	1,647,529.11
19A Medicaid Fraud Penalty	24,745,245.46	12,068.75	394,010.62	24,363,303.59	6,016.11	24,369,319.70
19C Forest Practice Application	720,272.25	21.27	21,295.25	698,998.27	100.00	699,098.27
19G Environmental Legacy Stewardship	78,092,864.32	(25,000,000.00)	3,420,038.09	49,672,826.23	299,431.05	49,972,257.28
19T DOL Technology Improvement and Data Management	544,025.28	67,852.98	611,878.26	611,878.26
200 Regional Fisheries Enhancement Salmonid Recovery	(17,408.36)	86,308.61	64,714.01	4,186.24	4,186.24
201 Department of Licensing Services	1,261,538.21	240,085.00	(6,277.44)	1,507,900.65	68.78	1,507,969.43
202 Medical Test Site Licensure	(586,740.18)	5,581.60	67,079.45	(648,238.03)	1,362.62	(646,875.41)
203 Passenger Ferry	27.39	27.39	27.39
204 Volunteer Fire Fighters' and Reserve Officers' Administrative	1,423,646.99	732.42	31,535.98	1,392,843.43	1,227.17	1,394,070.60
207 Hazardous Waste Assistance	2,409,942.17	45,246.12	378,599.68	2,076,588.61	2,076,588.61
20B Brownfield Redevelopment Trust Fund
20H Connecting Washington	227,629,600.00	52,850,920.05	9,137,456.04	271,343,064.01	38,531.77	271,381,595.78
20J Electric Vehicle Charging Infrastructure	1,002,489.07	488.06	1,002,977.13	1,002,977.13
20M Puget Sound Taxpayer Accountability
20N Transportation Future Funding Program
20R Radioactive Mixed Waste	1,480,637.23	71,867.00	866,885.77	685,618.46	818.79	686,437.25
20T PLIA Underground Storage Tank Revolving	9,940,012.69	(7,494,312.79)	36,186.02	2,409,513.88	401.40	2,409,915.28
20V Economic Gardening Pilot Project
215 Special Category C	3,242,469.44	441,403.15	3,683,872.59	3,683,872.59
216 Air Pollution Control	1,821,168.70	25,630.17	67,243.05	1,779,555.82	105.50	1,779,661.32
217 Oil Spill Prevention	4,880,895.57	210,689.97	600,085.84	4,491,499.70	374.35	4,491,874.05
218 Multimodal Transportation	95,660,688.92	27,156,313.08	15,237,399.01	107,579,602.99	41,179.38	107,620,782.37
222 Freshwater Aquatic Weeds	885,722.62	21,089.00	29,775.88	877,035.74	327.75	877,363.49
223 State Oil Spill Response	7,846,429.27	52,683.00	21,187.81	7,877,924.46	29.00	7,877,953.46
234 Public Works Administration	12,796,085.55	487,579.11	294,464.89	12,989,199.77	2,637.77	12,991,837.54
235 Youth Tobacco & Vapor Product Prevention	1,183,863.66	200,476.71	30,266.87	1,354,073.50	975.00	1,355,048.50
237 Recreation Access Pass	1,466,321.13	(467,177.89)	310.00	998,833.24	395.00	999,228.24
260 University of Washington Operating Fees	2.95	2.95	2.95
262 Manufactured Home Installation Training	390,108.95	20,661.10	(33,535.85)	444,305.90	444,305.90
263 Community and Economic Development Fee	2,136,519.10	83,773.34	61,516.56	2,158,775.88	27,959.54	2,186,735.42
267 Recreation Resources	10,911,137.33	329,231.12	10,581,906.21	130.56	10,582,036.77

RECEIPTS AND DISBURSEMENTS FOR TREASURY FUNDS

		October 1, 2016	October 2016		October 31, 2016		
		Beginning Book Balance	Plus Receipts	Less Disbursements	Ending Book Balance	Outstanding Warrants	Ending Cash Balance
SPECIAL REVENUE FUNDS (Continued)							
268	Nonhighway and Off-Road Vehicle Activities (NOVA) Program	\$ 5,639,018.34	\$ 1,234,778.68	\$ 252,309.90	\$ 6,621,487.12	\$ 102,343.27	\$ 6,723,830.39
269	Parks Renewal and Stewardship	33,053,126.39	4,811,578.52	6,644,963.40	31,219,741.51	136,780.41	31,356,521.92
271	Washington State University Operating Fees
275	Central Washington University Operating Fees
277	State Agency Parking	235,676.93	10,820.00	10,412.56	236,084.37	90.00	236,174.37
296	Columbia River Basin Water Supply Rev Recovery	2,558,266.06	248,260.52	2,439.36	2,804,087.22	2,804,087.22
315	Dedicated Marijuana Fund	65,657,812.83	26,449,208.58	9,615,450.11	82,491,571.30	94,036.80	82,585,608.10
319	Public Health Supplemental	2,191,667.68	7,133.80	69,772.02	2,129,029.46	587.49	2,129,616.95
404	State Treasurer's Service	8,110,983.19	1,564,483.03	731,157.01	8,944,309.21	6,881.99	8,951,191.20
408	Coastal Protection	883,001.38	14,728.62	2,066.52	895,663.48	895,663.48
441	Local Government Archives	996,607.82	336,152.62	225,713.73	1,107,046.71	5,167.43	1,112,214.14
500	Perpetual Surveillance and Maintenance	45,643,042.71	22,221.21	45,665,263.92	45,665,263.92
507	Oyster Reserve Land	489,344.12	228.92	624.40	488,948.64	13.19	488,961.83
511	Tacoma Narrows Toll Bridge	23,485,621.85	(4,562,587.42)	(3,649,940.82)	22,572,975.25	22,572,975.25
513	Derelict Vessel Removal	991,948.71	7,811.00	48,855.25	950,904.46	28.80	950,933.26
532	Washington Housing Trust	8,682,372.74	726,590.41	392,695.03	9,016,268.12	38,025.89	9,054,294.01
535	Alaskan Way Viaduct Replacement Project
549	Election	3,828,914.04	1,866.08	7,670.42	3,823,109.70	3,823,109.70
550	Transportation 2003	(4,277,877.53)	21,609,858.65	13,452,872.94	3,879,108.18	812,002.81	4,691,110.99
562	Skilled Nursing Facility Safety Net Trust	5,615,632.15	2,055.51	(531,923.85)	6,149,611.51	11,504.00	6,161,115.51
564	Water Pollution Control Revolving Administration	2,537,981.35	19,047.87	23,478.96	2,533,550.26	2,533,550.26
565	Yakima Integrated Plan Implementation Revenue Recovery	3.58	3.58	3.58
566	Community Forest Trust	51,439.88	25.04	51,464.92	51,464.92
571	Multiuse Roadway Safety	118,350.90	6,519.85	124,870.75	124,870.75
595	I-405 Express Toll Lanes Operations	16,152,957.95	2,309.10	(1,201,325.64)	17,356,592.69	17,356,592.69
600	Department of Retirement Systems Expense	8,733,936.90	2,877,805.99	3,932,364.29	7,679,378.60	3,543.97	7,682,922.57
689	Rural Washington Loan	9,166,806.93	4,462.84	6,383.96	9,164,885.81	9,164,885.81
727	Water Pollution Control Revolving	179,404,682.51	5,626,760.73	3,961,750.86	181,069,692.38	141,929.23	181,211,621.61
733	Capitol Campus Reserve	(54,000.00)	(54,000.00)
777	Prostitution Prevention and Intervention	81,662.02	792.48	2,203.51	80,250.99	80,250.99
785	State Educational Trust Fund	5,697,966.90	201,525.45	5,899,492.35	322.68	5,899,815.03
818	Youth Athletic Facility	186,829.70	90.96	186,920.66	186,920.66
825	Tobacco Settlement
844	Money-Purchase Retirement Savings Administrative
874	OASI Revolving	202,861.43	12,105.34	190,756.09	190,756.09
887	Public Facilities Construction Loan Revolving	21,401,063.76	10,451.63	208,230.94	21,203,284.45	21,203,284.45
888	Deferred Compensation Administrative	1,996,876.14	(55,212.29)	817,787.50	1,123,876.35	224.25	1,124,100.60
893	Radiation Perpetual Maintenance	338,461.55	164.78	338,626.33	338,626.33
TOTAL SPECIAL REVENUE FUNDS		\$ 2,885,474,651.05	\$ 522,511,010.63	\$ 456,615,586.85	\$ 2,951,370,074.83	\$ 17,472,696.26	\$ 2,968,842,771.09

RECEIPTS AND DISBURSEMENTS FOR TREASURY FUNDS

		October 1, 2016	October 2016			October 31, 2016		
		Beginning Book Balance	Plus Receipts	Less Disbursements	Ending Book Balance	Outstanding Warrants	Ending Cash Balance	
DEBT SERVICE FUNDS								
303	Highway Bond Retirement	\$ 99,176,559.30	\$ 41,013,600.06	\$	\$ 140,190,159.36	\$	\$ 140,190,159.36	
304	Ferry Bond Retirement	4,731,566.40	1,351,668.39	6,083,234.79	6,083,234.79	
305	Transportation Improvement Board Bond Retirement	4,235,181.04	678,361.49	4,913,542.53	4,913,542.53	
347	Washington State University Bond Retirement	13,451,264.74	1,560,755.00	7,095,067.02	7,916,952.72	7,916,952.72	
348	University of Washington Bond Retirement	6,059,623.48	135,084.01	1,840,037.13	4,354,670.36	4,354,670.36	
380	Debt-Limit General Fund Bond Retirement	6,657.26	6,657.26	6,657.26	
381	Debt-Limit Reimbursable Bond Retirement	5.22	5.22	5.22	
382	Nondebt-Limit General Fund Bond Retirement	
383	Nondebt-Limit Reimbursable Bond Retirement	354.91	354.91	354.91	
384	Nondebt-Limit Proprietary Appropriated Bond Retirement	
385	Nondebt-Limit Proprietary Nonappropriated Bond Retirement	
386	Nondebt-Limit Revenue Bond Retirement	
389	Toll Facility Bond Retirement	12,500,338.33	3,076,301.00	15,576,639.33	15,576,639.33	
TOTAL DEBT SERVICE FUNDS		\$ 140,161,550.68	\$ 47,815,769.95	\$ 8,935,104.15	\$ 179,042,216.48	\$	\$ 179,042,216.48	
CAPITAL PROJECTS FUNDS								
01L	Higher Education Construction	\$	\$	\$	\$	\$	\$	
036	Capitol Building Construction	(1,960,977.75)	(2,289.55)	(551,048.75)	(1,412,218.55)	(1,412,218.55)	
056	State Higher Education Construction	2,331.06	1.14	2,332.20	2,332.20	
057	State Building Construction	312,652,039.92	3,653,440.69	84,274,546.95	232,030,933.66	2,361,456.80	234,392,390.46	
060	Community and Technical College Capital Projects	19,116,413.87	5,975,219.77	5,555,754.22	19,535,879.42	19,535,879.42	
061	Eastern Washington University Capital Projects	4,573,318.83	1,092,919.69	830,477.30	4,835,761.22	4,835,761.22	
062	Washington State University Building	4,548,055.12	97,372.72	2,103,191.63	2,542,236.21	2,542,236.21	
063	Central Washington University Capital Projects	3,940,888.95	205,846.07	(397.70)	4,147,132.72	4,147,132.72	
064	University of Washington Building	14,085,535.84	29,443.77	2,416,546.76	11,698,432.85	11,698,432.85	
065	Western Washington University Capital Projects	3,935,435.99	205,631.47	679,120.35	3,461,947.11	3,461,947.11	
066	The Evergreen State College Capital Projects	1,985,985.18	722,249.12	493,233.26	2,215,001.04	2,215,001.04	
075	State Social and Health Services Construction	5,371.39	5,371.39	5,371.39	
18B	Columbia River Basin Tax Bond Water Supply Development	3,314,874.15	1,613.71	3,316,487.86	3,316,487.86	
245	Public Safety Reimbursable Bond	4.12	4.12	4.12	
246	Community and Technical College Forest Reserve	1,757,645.11	1,757,645.11	1,757,645.11	
289	Thurston County Capital Facilities	5,304,332.54	384,094.15	193,015.84	5,495,410.85	5,495,410.85	
357	Gardner-Evans Higher Education Construction	47,329.27	47,329.27	47,329.27	
364	Military Department Capital	1,748,542.65	73,924.83	1,674,617.82	1,674,617.82	
TOTAL CAPITAL PROJECTS FUNDS		\$ 375,057,126.24	\$ 12,365,542.75	\$ 96,068,364.69	\$ 291,354,304.30	\$ 2,361,456.80	\$ 293,715,761.10	
PERMANENT FUNDS								
04B	Natural Resources Real Property Replacement	\$ 4,589,346.74	\$ 2,337.49	\$ (5,000.00)	\$ 4,596,684.23	\$	\$ 4,596,684.23	
601	Agricultural Permanent	414,914.19	320,451.85	94,462.34	94,462.34	
603	Millersylvania Park Trust	5,429.78	2.65	5,432.43	5,432.43	

RECEIPTS AND DISBURSEMENTS FOR TREASURY FUNDS

		October 1, 2016	October 2016		October 31, 2016		
		Beginning Book Balance	Plus Receipts	Less Disbursements	Ending Book Balance	Outstanding Warrants	Ending Cash Balance
PERMANENT FUNDS (Continued)							
604	Normal School Permanent	\$ 138,071.00	\$	\$ 10,012.67	\$ 128,058.33	\$	\$ 128,058.33
605	Permanent Common School	59,301.64	1,460,757.87	(10,849.19)	1,530,908.70	1,530,908.70
606	Scientific Permanent	234,980.59	114,662.46	120,318.13	120,318.13
607	State University Permanent	160,033.91	8,104.83	151,929.08	151,929.08
851	Developmental Disabilities Community Trust	382,633.76	186.28	382,820.04	382,820.04
TOTAL PERMANENT FUNDS		\$ 5,984,711.61	\$ 1,463,284.29	\$ 437,382.62	\$ 7,010,613.28	\$	\$ 7,010,613.28
ENTERPRISE FUNDS							
401	Correctional Industries	\$ 12,518,507.94	\$ 6,753,158.03	\$ 8,885,002.11	\$ 10,386,663.86	\$ 36,156.23	\$ 10,422,820.09
407	Secretary of State's Revolving	9,653,341.96	657,311.94	627,712.02	9,682,941.88	50.00	9,682,991.88
578	Lottery Administrative	(482,703.09)	1,940,074.69	1,172,177.94	285,193.66	14,634.51	299,828.17
608	Accident	2,607,119.05	184,543,063.12	164,835,420.35	22,314,761.82	29,711,032.65	52,025,794.47
609	Medical Aid	3,102,403.97	160,082,990.50	150,793,919.94	12,391,474.53	5,732,465.12	18,123,939.65
610	Accident Reserve	2,062,275.12	68,939,046.78	70,423,017.75	578,304.15	1,909,472.87	2,487,777.02
881	Supplemental Pension	1,086,278.93	89,623,573.74	85,426,796.58	5,283,056.09	1,488,201.13	6,771,257.22
883	Second Injury	27,161,997.47	853,665.03	40,995.07	27,974,667.43	4,419.23	27,979,086.66
TOTAL ENTERPRISE FUNDS		\$ 57,709,221.35	\$ 513,392,883.83	\$ 482,205,041.76	\$ 88,897,063.42	\$ 38,896,431.74	\$ 127,793,495.16
INTERNAL SERVICE FUNDS							
006	Public Records Efficiency, Preservation & Access	\$ 1,576,388.46	\$ 755,071.72	\$ 319,487.30	\$ 2,011,972.88	\$ 746.99	\$ 2,012,719.87
405	Legal Services Revolving	21,402,341.48	10,061,405.53	11,029,865.41	20,433,881.60	93,466.69	20,527,348.29
410	Transportation Equipment	15,207,307.66	736,107.25	1,503,253.31	14,440,161.60	12,063.71	14,452,225.31
415	Personnel Service	2,901,300.22	1,278,714.77	484,482.20	3,695,532.79	3,798.31	3,699,331.10
418	State Health Care Authority Administrative	3,348,287.76	1,386,668.30	1,149,856.54	3,585,099.52	3,880.02	3,588,979.54
455	Higher Education Personnel Service	521,781.06	282,410.83	99,304.08	704,887.81	240.52	705,128.33
468	OFM Central Service	951,000.00	115,167.49	8,167.49	1,058,000.00	1,058,000.00
483	Auditing Services Revolving	1,460,301.13	647,890.99	437,595.41	1,670,596.71	1,178.81	1,671,775.52
484	Administrative Hearings Revolving	41,217.49	1,428,215.90	1,475,196.59	(5,763.20)	10,318.74	4,555.54
TOTAL INTERNAL SERVICE FUNDS		\$ 47,409,925.26	\$ 16,691,652.78	\$ 16,507,208.33	\$ 47,594,369.71	\$ 125,693.79	\$ 47,720,063.50
PENSION TRUST FUNDS							
614	Volunteer Firefighters' Relief and Pension Principal	\$ 19,046,486.96	\$ 61,771.18	\$ 960,184.70	\$ 18,148,073.44	\$ 28,818.43	\$ 18,176,891.87
615	State Patrol - Plan 1	917,951.61	5,438,793.34	5,485,229.27	871,515.68	60,128.58	931,644.26
616	Judges' Retirement	606,631.06	125,414.36	36,238.33	695,807.09	695,807.09
630	State Patrol - Plan 2	387,166.82	858,659.86	916,313.48	329,513.20	29.00	329,542.20
631	Public Employees' Retirement System Plan 1	10,056,794.84	150,092,060.86	150,044,168.94	10,104,686.76	1,756,679.60	11,861,366.36
632	Teachers' Retirement System Plan 1	7,776,759.06	104,354,203.62	104,373,409.82	7,757,552.86	1,519,020.29	9,276,573.15
633	School Employees' Retirement System Combined Plan 2 & 3	3,954,474.98	46,593,081.99	47,008,591.03	3,538,965.94	336,624.36	3,875,590.30
635	Public Safety Employees Retirement System Plan 2	220,468.38	5,263,157.24	5,186,503.58	297,122.04	37,146.50	334,268.54
641	Public Employees' Retirement System Combined Plan 2 & 3	9,921,887.71	208,926,854.99	209,251,016.18	9,597,726.52	1,473,470.34	11,071,196.86
642	Teachers' Retirement System Combined Plan 2 and 3	8,726,330.69	159,389,189.58	160,425,690.08	7,689,830.19	224,773.29	7,914,603.48

RECEIPTS AND DISBURSEMENTS FOR TREASURY FUNDS

	October 1, 2016		October 2016		October 31, 2016		
	Beginning Book Balance		Plus Receipts	Less Disbursements	Ending Book Balance	Outstanding Warrants	Ending Cash Balance
PENSION TRUST FUNDS (Continued)							
722	Deferred Compensation Principal	\$ 1,301,931.43	\$ 36,867,348.62	\$ 36,287,778.90	\$ 1,881,501.15	\$	\$ 1,881,501.15
729	Judicial Retirement Principal	9,252.98	78,999.96	78,995.39	9,257.55	9,257.55
819	LEOFFS Plan 1 Retirement	2,783,768.41	30,114,368.95	29,987,210.19	2,910,927.17	663,804.22	3,574,731.39
829	LEOFFS Plan 2 Retirement	2,938,216.78	42,259,345.05	42,112,627.04	3,084,934.79	537,404.60	3,622,339.39
882	Washington Judicial Retirement System	7,006,421.10	2,334,369.00	733,973.41	8,606,816.69	4,922.58	8,611,739.27
	TOTAL PENSION TRUST FUNDS	\$ 75,654,542.81	\$ 792,757,618.60	\$ 792,887,930.34	\$ 75,524,231.07	\$ 6,642,821.79	\$ 82,167,052.86
AGENCY FUNDS							
01P	Suspense	\$ 25,694,729.44	\$ 28,312,366.19	\$ 29,689,703.80	\$ 24,317,391.83	\$ 1,139.41	\$ 24,318,531.24
01R	Undistributed Receipts	(314,540.02)	1,557,440.02	1,242,900.00	1,242,900.00
01T	Local Leasehold Excise Tax	995,424.96	(14.02)	(1,669,370.91)	2,664,781.85	2,664,781.85
034	Local Sales and Use Tax	75.23	(75.23)	75.23
035	State Payroll Revolving	25,326,398.00	433,901,162.61	451,046,486.56	8,181,074.05	1,484,618.69	9,665,692.74
165	Salary Reduction	3,639,769.26	2,455,355.86	1,581,420.67	4,513,704.45	4,513,704.45
768	Local Real Estate Excise Tax	51,622.34	51,622.34
795	State Investment Board Commingled Monthly Bond
865	State Investment Board Commingled Trust	7,083.75	7,083.75
877	OASI Contribution
	TOTAL AGENCY FUNDS	\$ 55,341,781.64	\$ 466,285,016.75	\$ 480,707,021.44	\$ 40,919,776.95	\$ 1,485,833.33	\$ 42,405,610.28
	TOTAL TREASURY FUNDS	\$ 4,718,678,249.55	\$ 5,556,356,206.61	\$ 5,526,640,077.95	\$ 4,748,394,378.21	\$ 98,974,743.35	\$ 4,847,369,121.56

RECEIPTS AND DISBURSEMENTS FOR TREASURER'S TRUST FUNDS

		October 1, 2016	October 2016		October 31, 2016		
		Beginning Book Balance	Plus Receipts	Less Disbursements	Ending Book Balance	Outstanding Warrants	Ending Cash Balance
GENERAL FUND							
06N	Local Tax Administration	\$	\$	\$	\$	\$	\$
07F	Commercial Fisheries Buyback
08B	Foster Care Endowed Scholarship Trust	15,464.85	7.52	15,472.37	15,472.37
08E	Individual Development Account Program	7,313.81	3.56	7,317.37	7,317.37
08N	State Financial Aid	29,223,568.15	45,702,599.94	42,139,438.91	32,786,729.18	9,451.30	32,796,180.48
08T	Transportation Innovative Partnership
10L	Health Insurance Partnership
10V	Invasive Species Council
10W	Family and Medical Leave Enforcement
11M	Poet Laureate	115.55	115.55	115.55
11R	Hospital Infection Control Grant
12L	Outdoor Education and Recreation Prog	1,001,206.33	1,001,206.33	1,001,206.33
12P	Geoduck Aquaculture Research	0.48	0.48	0.48
131	Fair	2,079,932.17	1,020.03	372.67	2,080,579.53	388.97	2,080,968.50
132	State Trade Fair
14F	Family Leave Insurance	394,230.11	191.93	394,422.04	394,422.04
14N	Legislative Oral History	61,620.70	61,620.70	61,620.70
14P	Skeletal Human Remains Assistance	267,610.14	7,985.78	259,624.36	259,624.36
15B	Food Animal Vet Scholarship
15N	Business Assistance
16F	Washington State Flag	410.96	410.96	410.96
16K	Mortgage Recovery
16R	Multiagency Permitting Team	92,721.30	45.14	92,766.44	92,766.44
17R	Aerospace Training Student Loan	2,633,562.18	25,506.92	8,780.14	2,650,288.96	6.91	2,650,295.87
18C	Native Education Public-Private Partnership
18F	High School Completion
18G	Opportunity Scholarship Match Transfer	21,000,000.00	21,000,000.00	21,000,000.00
18K	24/7 Sobriety	12,141.58	1,668.85	13,810.43	13,810.43
18V	Science, Technology, Engineering and Math Education Lighthouse
19J	Universal Communications Services	8,275,422.00	8,275,422.00	8,275,422.00
19V	Cancer Research Endowment Match Transfer	4,964,298.78	11,217.93	4,953,080.85	4,953,080.85
290	Savings Incentive	2,799,452.37	77.00	2,799,375.37	2,799,375.37
447	Information Technology Investment Revolving	21,124,251.73	902,234.03	20,222,017.70	1,615.37	20,223,633.07
490	Regional Transportation Investment District
514	Agricultural Conservation Easements
534	Washington Graduate Fellowship Trust	489.80	489.80	489.80
551	Washington Youth and Families	133,081.71	(8,447.40)	124,634.31	124,634.31
552	Conservation Assistance Revolving	436,028.05	17,394.00	418,634.05	418,634.05
646	Higher Ed Retirement Plan Supplemental Benefit	10,244.86	1,043,589.14	1,038,215.00	15,619.00	15,619.00
653	Washington Distinguished Professorship Trust

RECEIPTS AND DISBURSEMENTS FOR TREASURER'S TRUST FUNDS

		October 1, 2016	October 2016		October 31, 2016		
		Beginning Book Balance	Plus Receipts	Less Disbursements	Ending Book Balance	Outstanding Warrants	Ending Cash Balance
GENERAL FUND (Continued)							
743	College Faculty Awards Trust	\$ 186.14	\$	\$	\$ 186.14	\$	\$ 186.14
747	Health Professional Loan Repayment & Scholarship Program	8,785,127.02	998,846.50	643,276.45	9,140,697.07	44,585.81	9,185,282.88
748	Higher Education Coord. Board for Innovation and Quality
781	Cross-State Trail	473.10	473.10	473.10
793	Health Insurance Pool
817	Stadium and Exhibition Center Construction
835	Four Year Student Child Care in Higher Education	77,528.04	77,528.04	77,528.04
837	Washington's Promise Scholarship	7.97	0.01	7.98	7.98
TOTAL GENERAL FUND		\$ 103,396,489.88	\$ 47,765,032.14	\$ 44,768,991.91	\$ 106,392,530.11	\$ 56,048.36	\$ 106,448,578.47
SPECIAL REVENUE FUNDS							
01F	Crime Victims' Compensation	\$ 5,909,981.66	\$ 62,379.12	\$	\$ 5,972,360.78	\$	\$ 5,972,360.78
025	Pilotage	1,324,246.53	50,781.40	71,019.73	1,304,008.20	32.84	1,304,041.04
03K	Industrial Insurance Premium Refund	4,676,184.98	2,309.70	164,048.30	4,514,446.38	276.41	4,514,722.79
04F	Real Estate Education Program	666,916.55	1,371.63	929.00	667,359.18	667,359.18
06H	Oral History, State Library, and Archives	90,085.11	40,612.78	37,299.50	93,398.39	367.20	93,765.59
06J	Securities Prosecution	550,107.99	2,925.00	719.12	552,313.87	719.12	553,032.99
07A	Mortgage Lending Fraud Prosecution	497,870.42	31,160.80	45,349.00	483,682.22	45,349.00	529,031.22
07B	Organ and Tissue Donation Awareness	106,510.55	29,383.27	135,893.82	135,893.82
07E	Contract Harvesting Revolving	10,334,105.08	7,046.55	(1,021,185.52)	11,362,337.15	109,532.98	11,471,870.13
07J	"Helping Kids Speak"	3,252.68	2,585.33	5,838.01	5,838.01
07K	Special License Plate Applicant Trust
07L	Legislative International Trade	1,606.88	393.44	1,213.44	1,213.44
07N	Produce Railcar Pool	91,638.02	44.61	91,682.63	91,682.63
07T	Commemorative Works	3,271.13	1.59	3,272.72	3,272.72
07V	Fish and Wildlife Enforcement Reward	622,125.47	17,930.76	18,968.02	621,088.21	821.01	621,909.22
08C	Gonzaga University Alumni Association	5,066.71	3,619.01	8,685.72	8,685.72
08F	Lighthouse Environmental Programs	11,729.64	8,054.67	19,784.31	19,784.31
08J	Prescription Drug Consortium	57,036.39	57,036.39	57,036.39
08L	"Ski & Ride Washington"	3,665.89	3,656.33	7,322.22	7,322.22
08P	State Parks Education and Enhancement	491,388.00	9,699.67	6,495.44	494,592.23	494,592.23
08V	Veterans Stewardship	1,274,980.58	48,866.05	37,628.68	1,286,217.95	2,239.01	1,288,456.96
08W	"Washington's National Park Fund"	18,906.90	13,647.65	32,554.55	32,554.55
098	Eastern Washington Pheasant Enhancement	309,929.84	47,352.67	42,258.38	315,024.13	2.85	315,026.98
09A	We Love Our Pets	11,619.90	4,122.99	15,742.89	15,742.89
09B	Boating Safety Education Certification	730,358.95	9,430.00	8,663.40	731,125.55	405.00	731,530.55
09J	Washington Coastal Crab Pot Buoy Tag	110,906.22	38,746.25	149,652.47	149,652.47
09K	Life Sciences Discovery	6,976,853.98	3,276.47	356,790.33	6,623,340.12	75.00	6,623,415.12
09L	Nursing Resource Center	150,569.71	47,680.00	141,379.16	56,870.55	50.00	56,920.55
10F	"Share the Road"	18,000.72	8,614.68	26,615.40	26,615.40

RECEIPTS AND DISBURSEMENTS FOR TREASURER'S TRUST FUNDS

	October 1, 2016		October 2016		October 31, 2016	
	Beginning Book Balance	Plus Receipts	Less Disbursements	Ending Book Balance	Outstanding Warrants	Ending Cash Balance
SPECIAL REVENUE FUNDS (Continued)						
11A Employment Training Finance	\$ 335,747.45	\$ 1,646.51	\$	\$ 337,393.96	\$	\$ 337,393.96
11J Electronic Products Recycling	482,876.54	13,517.25	469,359.29	469,359.29
11P Large On-Site Sewage Systems
11V Veteran Estate Management	89,616.90	29,155.36	24,494.85	94,277.41	94,277.41
126 Agricultural Local	14,580,838.55	1,745,499.28	2,560,595.73	13,765,742.10	129,231.16	13,894,973.26
128 Grain Inspection Revolving	7,441,370.18	955,999.55	1,196,154.47	7,201,215.26	1,646.64	7,202,861.90
12E Assisted Living Facility Management	596,899.55	39,050.00	557,849.55	557,849.55
12F Manufactured/Mobile Home Dispute Resol	2,334,588.96	56,578.50	39,252.08	2,351,915.38	95.66	2,352,011.04
12G Rockfish Research	343,647.00	6,167.00	14,976.59	334,837.41	334,837.41
12H Uniformed Service Shared Leave Pool	664,252.27	5,648.06	(12,979.55)	682,879.88	682,879.88
12N Get Ready For Math & Science Scholarship	8,624.69	174.15	8,798.84	8,798.84
133 Children's Trust	480,733.00	4,878.60	485,611.60	5.00	485,616.60
14E Washington State Heritage Center	1,320,944.02	454,840.81	444,999.88	1,330,784.95	14,339.22	1,345,124.17
14W Reduced Cigarette Ignition Propensity	495,985.06	3,741.86	7,152.40	492,574.52	492,574.52
15A Transitional Housing Oper & Rent	2,334,806.39	297,487.80	2,037,318.59	2,037,318.59
15T Broadband Mapping
15V Funeral and Cemetery	756,839.16	14,567.33	59,207.17	712,199.32	583.83	712,783.15
15W Guaranteed Asset Protection Waiver	18,250.00	18,250.00	18,250.00
163 Worker and Community Right to Know	2,791,521.96	63,832.25	379,582.66	2,475,771.55	150.00	2,475,921.55
169 Horse Racing Commission Operating	1,090,157.54	104,131.68	342,154.55	852,134.67	367.69	852,502.36
16B Landscape Architects' License	284,358.42	13,900.00	21,966.44	276,291.98	1,748.09	278,040.07
16E Spec Forest Products Outreach/Education	9,174.41	92.92	9,267.33	9,267.33
16G Universal Vaccine Purchase	9,937,625.77	4,748,576.63	2,369,892.96	12,316,309.44	12,316,309.44
16H Columbia River Salmon/Steelhead Endorsement	1,613,440.60	64,546.50	149,271.48	1,528,715.62	1,528,715.62
16L Accessible Communities	481,812.23	12,738.45	12,621.03	481,929.65	481,929.65
16N Disabled Veterans Assistance
16T Product Stewardship Programs	370,703.58	6,305.12	364,398.46	364,398.46
17H WA Global Health Technologies Product Development	2.06	2.06	2.06
17L Foreclosure Fairness	1,453,728.76	267,250.00	79,419.74	1,641,559.02	8,028.00	1,649,587.02
17M Individual-Based/Portable Background Check Clearance	273,975.42	31,643.24	26,732.04	278,886.62	483.70	279,370.32
17V Volunteer Firefighters	5,091.33	3,028.66	8,119.99	8,119.99
180 Local Government Administrative Hearings	233,369.29	12,699.94	246,069.23	246,069.23
189 Clarke-McNary
18A Investing In Innovation	226,897.92	9,838.92	217,059.00	217,059.00
18E Educator Certification Processing	2,005,125.17	113,774.00	108,550.47	2,010,348.70	1,029.00	2,011,377.70
18M Music Matters Awareness	5,674.66	4,382.00	10,056.66	10,056.66
18N Damage Prevention	108,800.00	1,150.00	109,950.00	109,950.00
18R Seattle Sounders FC	14,077.94	3,488.34	17,566.28	17,566.28
190 Forest Fire Protection Assessment	8,968,169.16	616.76	728,986.12	8,239,799.80	9,923.38	8,249,723.18
193 State Forest Nursery Revolving	2,070,627.72	186.35	234,778.03	1,836,036.04	7,390.84	1,843,426.88

RECEIPTS AND DISBURSEMENTS FOR TREASURER'S TRUST FUNDS

	October 1, 2016		October 2016		October 31, 2016		
	Beginning Book Balance		Plus Receipts	Less Disbursements	Ending Book Balance	Outstanding Warrants	Ending Cash Balance
SPECIAL REVENUE FUNDS (Continued)							
195 Energy	\$ 0.27				\$ 0.27		\$ 0.27
197 Statute Law Committee Publications	769,720.46		76,573.27	33,433.01	812,860.72	54.78	812,915.50
198 Access Road Revolving	5,431,509.70		517.49	698,028.57	4,733,998.62	35,995.90	4,769,994.52
19B School for the Blind	959,996.46		114,308.65	225,913.50	848,391.61	4,499.49	852,891.10
19E 4-H Program	248.67		431.67		680.34		680.34
19F Seattle Seahawks	123,944.37		38,156.97		162,101.34		162,101.34
19H Center for Childhood Deafness and Hearing Loss	405,257.44		1,476.03	4,120.86	402,612.61		402,612.61
19M Seattle University	12,063.32		672.00		12,735.32		12,735.32
19P Child Rescue	0.88		2,042.49		2,043.37		2,043.37
19R Residential Services and Support							
19W Wolf-Livestock Conflict	294,374.94				294,374.94		294,374.94
205 Mobile Home Park Relocation	1,648,626.19		38,519.68	25,750.99	1,661,394.88	2,918.00	1,664,312.88
206 Cost of Supervision	737,331.35		112,211.31	250,029.37	599,513.29	367.78	599,881.07
209 Regional Fisheries Enhancement Group	1,330,262.90		23,402.65	158,696.94	1,194,968.61		1,194,968.61
20A State Flower	2,076.66		1,176.00		3,252.66		3,252.66
20D CPA Scholarship Transfer	300,000.00			25,000.00	275,000.00		275,000.00
20E WA Internet Crimes Against Children							
20G Washington Farmers and Ranchers							
20K Licensing & Enforcement System Modernization	494,836.34		100,042.08	4,710.02	590,168.40	6,562.51	596,730.91
20P Nursing Facility Quality Enhancement	1,954,537.62			(122,757.50)	2,077,295.12		2,077,295.12
20W Washington Tennis							
210 Fire Protection Contractor License	464,309.53		5,943.62	71,854.26	398,398.89		398,398.89
213 Veterans' Emblem	24,475.44		427.00		24,902.44		24,902.44
214 Temporary Worker Housing	242,255.56		3,102.00	612.72	244,744.84	48.00	244,792.84
219 Air Operating Permit	469,750.36		210.00	94,108.99	375,851.37	30.00	375,881.37
21A Washington State Wrestling							
21C Washington Sexual Assault Kit	2,914,036.80		1,418.70		2,915,455.50		2,915,455.50
225 Fingerprint Identification	4,861,380.79		1,008,683.25	431,308.03	5,438,756.01	704.55	5,439,460.56
259 Coastal Crab	96,538.87		1,705.00	4,046.97	94,196.90		94,196.90
274 Adult Family Home	960,257.22			29,818.52	930,438.70		930,438.70
281 Impaired Driving Safety	508,534.02		131,449.50	445,125.00	194,858.52		194,858.52
283 Juvenile Accountability Incentive	83,681.26		40.75	110.42	83,611.59		83,611.59
294 Sea Cucumber Dive Fishery							
295 Sea Urchin Dive Fishery	3.42				3.42		3.42
297 Pipeline Safety	2,909,084.88		33.00	213,271.46	2,695,846.42	2,715.14	2,698,561.56
298 Geologists'	362,304.05		10,990.00	34,854.79	338,439.26	1,599.23	340,038.49
300 Financial Services Regulation	14,348,509.26		872,319.77	2,291,722.00	12,929,107.03	7,081.22	12,936,188.25
320 Puget Sound Crab Pot Buoy Tag	48,880.81				48,880.81		48,880.81
328 Crim Justice Training Commis Firing Range Maintenance	51,178.00				51,178.00		51,178.00
416 Surplus and Donated Food Commodities Revolving	3,680,333.66		858,598.62	1,796,842.29	2,742,089.99	54,174.91	2,796,264.90

RECEIPTS AND DISBURSEMENTS FOR TREASURER'S TRUST FUNDS

	October 1, 2016		October 2016		October 31, 2016						
	Beginning Book Balance		Plus Receipts	Less Disbursements	Ending Book Balance	Outstanding Warrants	Ending Cash Balance				
SPECIAL REVENUE FUNDS (Continued)											
424 Anti-Trust Revolving	\$ 4,265,094.63	\$	950.50	\$	141,094.64	\$	4,124,950.49	\$	547.61	\$	4,125,498.10
480 Financial Education Public-Private Partnership	31,518.82				(381.00)		31,899.82				31,899.82
485 Horse Racing Owners' Bonus/Breeder Awards	536,830.86		354,772.95				891,603.81				891,603.81
495 Toll Collection	13,593,880.15		13,785,041.08		13,197,959.36		14,180,961.87		31,664.17		14,212,626.04
496 Future Teachers Conditional Scholarship	1,976,886.87		93,449.44		89,070.78		1,981,265.53		60,250.00		2,041,515.53
497 Horse Racing Commission Class C Purse Fund	59,384.84		5,718.95				65,103.79				65,103.79
498 Washington State Council of Fire Fighters Benevolent	15,839.37		9,683.32				25,522.69				25,522.69
499 Law Enforcement Memorial	48,095.01		24,539.65				72,634.66				72,634.66
501 Liquor Revolving	4,405,751.23		30,378,301.54		3,777,246.84		31,006,805.93		121,700.02		31,128,505.95
503 Tuition Recovery	3,175,248.98		26,426.52		4,046.72		3,197,628.78				3,197,628.78
515 DNA Data Base	607,243.85		34,553.46		6,000.06		635,797.25				635,797.25
516 Fruit and Vegetable Inspection	8,114,100.71		1,458,611.45		1,453,599.01		8,119,113.15		5,806.62		8,124,919.77
536 Federal Food Service Revolving	(3,976,687.33)		10,672,656.42		4,507,723.82		2,188,245.27		37,077.62		2,225,322.89
553 Performance Audits of Government	6,939,339.57		1,316,311.05		1,249,500.32		7,006,150.30		612.60		7,006,762.90
561 Community Technical College Innovation	11,658,330.67		1,220,267.86		692,854.54		12,185,743.99				12,185,743.99
687 Rural Rehabilitation	244,547.87		119.05				244,666.92				244,666.92
688 Federal Local Rail Service Assistance	77,825.03		46.63				77,871.66				77,871.66
731 Child Care Facility Revolving	1,303,803.26		3,284.52				1,307,087.78				1,307,087.78
732 Nursing Home Civil Penalties	1,308,604.68				(54,606.19)		1,363,210.87				1,363,210.87
746 Hanford Area Economic Investment	14,999.85		6,322.95				21,322.80				21,322.80
749 Governor's Interagency Committee of State Employed Women	76,968.18				13,903.38		63,064.80				63,064.80
761 Basic Health Plan Subscription	251,469.65		(725.56)				250,744.09				250,744.09
763 Center for the Improvement of Student Learning	35,600.68						35,600.68				35,600.68
773 Commission on Higher Ed Prof Student Ex Program	51,200.00						51,200.00				51,200.00
774 University of Washington License Plate	148,502.72		23,137.32				171,640.04				171,640.04
776 Washington State University License Plate	50,995.02		47,823.94				98,818.96				98,818.96
778 Western Washington University License Plate	9,545.66		1,456.00				11,001.66				11,001.66
779 Eastern Washington University License Plate	52,780.10		2,977.36				55,757.46				55,757.46
780 School Zone Safety Account	849,188.50		32,599.31		3,791.52		877,996.29				877,996.29
783 Central Washington University License Plate	1,243.67		1,306.66				2,550.33				2,550.33
784 Miscellaneous Transportation Programs	(22,660,048.95)		21,900,244.91		25,151,339.27		(25,911,143.31)		964,333.32		(24,946,809.99)
786 The Evergreen State College License Plate	9,057.37		315.00				9,372.37				9,372.37
789 Advanced Environmental Mitigation Revolving	588,904.63		6,576.29				595,480.92				595,480.92
816 Stadium and Exhibition Center	48,106,838.69		4,411,640.39				52,518,479.08				52,518,479.08
821 Impaired Physician	264,103.07		144,150.00		134,080.45		274,172.62		850.00		275,022.62
823 Livestock Nutrient Management	20,422.53				9,750.00		10,672.53				10,672.53
833 Developmental Disabilities Endowment Trust	1,443,175.22		465,481.11		48,595.94		1,860,060.39				1,860,060.39
834 Capitol Furnishings Preservation Committee	80,169.77		228.00				80,397.77				80,397.77
878 Federal Forest Revolving	3,186.26		1.55				3,187.81				3,187.81
880 Advance Right-of-Way Revolving	8,073,057.83		301,080.31		2,511.26		8,371,626.88		1,148.86		8,372,775.74

RECEIPTS AND DISBURSEMENTS FOR TREASURER'S TRUST FUNDS

		October 1, 2016	October 2016		October 31, 2016		
		Beginning Book Balance	Plus Receipts	Less Disbursements	Ending Book Balance	Outstanding Warrants	Ending Cash Balance
SPECIAL REVENUE FUNDS (Continued)							
884	Gambling Revolving	\$ 6,880,209.97	\$ 1,984,763.96	\$ 1,406,090.38	\$ 7,458,883.55	\$ 41,878.79	\$ 7,500,762.34
885	Plumbing Certificate	674,062.64	75,568.21	63,938.97	685,691.88	12.60	685,704.48
892	Pressure Systems Safety	803,403.95	165,900.69	167,035.43	802,269.21	799.98	803,069.19
TOTAL SPECIAL REVENUE FUNDS		\$ 245,984,247.72	\$ 101,580,268.00	\$ 67,846,510.92	\$ 279,718,004.80	\$ 1,718,326.33	\$ 281,436,331.13
PERMANENT FUNDS							
842	American Indian Scholarship Endowment	\$ 298,100.40	\$ 146.48	\$ 668.00	\$ 297,578.88	\$	\$ 297,578.88
852	Foster Care Scholarship Endowment	3,646.41	1.77	3,648.18	3,648.18
TOTAL PERMANENT FUNDS		\$ 301,746.81	\$ 148.25	\$ 668.00	\$ 301,227.06	\$	\$ 301,227.06
ENTERPRISE FUNDS							
413	Municipal Revolving	\$ 8,141,166.89	\$ 2,822,385.47	\$ 2,288,535.78	\$ 8,675,016.58	\$ 4,316.30	\$ 8,679,332.88
442	Legislative Gift Center	72,382.18	11,900.95	27,217.49	57,065.64	1,424.12	58,489.76
445	Self-Insured Emplryr Overpymt Reimb	862,195.91	121.58	862,317.49	862,317.49
446	Industrial Insurance Rainy Day Fund
449	Certificates of Participation and Other Financing - Local	205,412.85	567,042.13	567,042.13	205,412.85	108,456.78	313,869.63
463	Washington College Savings Program
470	Imaging	257,854.69	33,055.36	39,241.09	251,668.96	251,668.96
477	Lottery Investment
543	Judicial Information Systems	13,782,792.80	1,796,860.12	1,989,542.54	13,590,110.38	8,119.58	13,598,229.96
544	Pollution Liability Insurance Program Trust	25,630,469.96	10,013,324.69	1,085,780.65	34,558,014.00	116,749.50	34,674,763.50
545	Heating Oil Pollution Liability Trust	118,014.25	3,350.70	(10,287.39)	131,652.34	131,652.34
788	Advanced College Tuition Payment Program	2,372,492.05	28,894,507.55	26,516,162.53	4,750,837.07	8,350,535.78	13,101,372.85
TOTAL ENTERPRISE FUNDS		\$ 51,442,781.58	\$ 44,142,548.55	\$ 32,503,234.82	\$ 63,082,095.31	\$ 8,589,602.06	\$ 71,671,697.37
INTERNAL SERVICE FUNDS							
12V	PEBB Medical Benefits Admin	\$	\$	\$	\$	\$	\$
411	Natural Resources Equipment	6,319,733.00	641.07	(1,083,864.98)	7,404,239.05	43,244.30	7,447,483.35
421	Education Technology Revolving	8,219,475.37	357,810.52	1,142,172.85	7,435,113.04	195.15	7,435,308.19
422	General Administration Services	20,446,159.60	20,034,193.04	20,938,630.30	19,541,722.34	182,126.35	19,723,848.69
436	OFM Labor Relations Service	1,942,829.02	631,376.05	214,975.27	2,359,229.80	374.66	2,359,604.46
438	Uniform Dental Plan Benefits Administration	564,105.71	465,145.00	495,984.00	533,266.71	533,266.71
439	Uniform Medical Plan Benefits Administration	7,025,596.94	976,032.00	858,833.80	7,142,795.14	7,142,795.14
444	Fish & Wildlife Equipment	508,925.39	96,352.62	69,130.77	536,147.24	536,147.24
453	Minority and Women's Business Enterprises	720,799.58	272,404.00	180,126.76	813,076.82	500.00	813,576.82
458	Consolidated Technology Services Revolving	(9,417,759.28)	10,111,217.73	12,640,992.17	(11,947,533.72)	187,064.52	(11,760,469.20)
461	Shared Information Technology System Revolving	(1,021,129.90)	182,689.63	112,351.21	(950,791.48)	(950,791.48)
466	Statewide Info Tech System Development Revolving	(4,096,617.22)	1,096,628.02	142,565.78	(3,142,554.98)	(3,142,554.98)
471	State Patrol Nonappropriated Airplane Revolving	185,654.95	17,582.60	49,276.20	153,961.35	110.00	154,071.35
472	Statewide Info Tech System Maintenance & Operations Revolving	4,401,874.94	2,578,514.37	2,916,126.57	4,064,262.74	30,031.15	4,094,293.89
546	Risk Management	1,145,829.39	1,912,156.08	2,003,152.05	1,054,833.42	1,054,833.42

RECEIPTS AND DISBURSEMENTS FOR TREASURER'S TRUST FUNDS

		October 1, 2016	October 2016		October 31, 2016		
		Beginning Book Balance	Plus Receipts	Less Disbursements	Ending Book Balance	Outstanding Warrants	Ending Cash Balance
INTERNAL SERVICE FUNDS (Continued)							
547	Liability	\$ 65,903,828.60	\$ 17,212,474.66	\$ 2,012,407.23	\$ 81,103,896.03	\$ 2,617,369.99	\$ 83,721,266.02
721	Public Employees' and Retirees' Insurance	134,228,419.96	160,040,716.98	155,855,114.81	138,414,022.13	1,835,174.70	140,249,196.83
730	Public Employees' and Retirees' Insurance Reserve	148,090,278.99	72,097.41	148,162,376.40	148,162,376.40
739	Certificates of Participation and Other Financing - State	451,435.94	8,360,643.03	8,398,027.78	414,051.19	414,051.19
TOTAL INTERNAL SERVICE FUNDS		\$ 385,619,440.98	\$ 224,418,674.81	\$ 206,946,002.57	\$ 403,092,113.22	\$ 4,896,190.82	\$ 407,988,304.04
PRIVATE PURPOSE FUNDS							
196	Unclaimed Personal Property	\$ 295,389.61	\$ 8,629,912.22	\$ 4,097,761.18	\$ 4,827,540.65	\$ 3,900,666.16	\$ 8,728,206.81
738	Department of Social and Health Services Trust	53,654.52	53,654.52	53,654.52
799	WA Achieving a Better Life Experience Program
TOTAL PRIVATE PURPOSE FUNDS		\$ 349,044.13	\$ 8,629,912.22	\$ 4,097,761.18	\$ 4,881,195.17	\$ 3,900,666.16	\$ 8,781,861.33
PENSION TRUST FUNDS							
838	LEOFF Retirement System Benefits Improvement	\$	\$	\$	\$	\$	\$
TOTAL PENSION TRUST FUNDS		\$	\$	\$	\$	\$	\$
AGENCY FUNDS							
16C	Real Estate/Property Tax Admin Assistance	\$ 62,477.50	\$ 60,345.00	\$ 62,477.50	\$ 60,345.00	\$	\$ 60,345.00
17A	County Enhanced 911 Excise Tax	5,428,407.02	5,855,923.61	5,893,244.26	5,391,086.37	5,391,086.37
525	Washington State Combined Fund Drive	1,019,455.28	430,695.91	(5,500.44)	1,455,651.63	8,496.46	1,464,148.09
660	Natural Resources Deposit	22,290,417.54	21,617,058.18	22,361,605.43	21,545,870.29	40,535.93	21,586,406.22
734	Centennial Document Preservation and Modernization	902,448.01	255,226.48	1,157,674.49	1,157,674.49
737	High Occupancy Vehicle
757	Maritime Historic Restoration and Preservation	3,995.50	173.53	4,169.03	4,169.03
797	Local Tourism Promotion	1,377,877.27	1,277,873.17	1,393,507.43	1,262,243.01	1,262,243.01
TOTAL AGENCY FUNDS		\$ 31,085,078.12	\$ 29,497,295.88	\$ 29,705,334.18	\$ 30,877,039.82	\$ 49,032.39	\$ 30,926,072.21
TOTAL TREASURER'S TRUST FUNDS		\$ 818,178,829.22	\$ 456,033,879.85	\$ 385,868,503.58	\$ 888,344,205.49	\$ 19,209,866.12	\$ 907,554,071.61

INVESTMENT STATEMENT & INVESTMENT INTEREST INCOME AND CAPITAL GAINS

INVESTMENT STATEMENT

Fund / Account	October 1, 2016	Purchased	Maturities & Sales	Amortization	October 31, 2016
Treasury & Treasurer's Trust					
Investments (trade date basis)	\$ 5,616,206,753.80	\$ 3,080,575,643.56	\$ 3,043,093,083.97	\$ (124,067.71)	\$ 5,653,565,245.68
Reverse Repurchase Agreements
Purchased Accrued Interest	222,470.69	175,615.90	147,215.38	250,871.21
Total Treasury & Treasurer's Trust	\$ 5,616,429,224.49	\$ 3,080,751,259.46	\$ 3,043,240,299.35	\$ (124,067.71)	\$ 5,653,816,116.89
Local Government Investment Pool					
Investments (trade date basis)	\$ 11,913,814,449.91	\$ 56,490,343,022.44	\$ 53,890,536,580.86	\$ 1,374,751.61	\$ 14,514,995,643.10
Reverse Repurchase Agreements
Purchased Accrued Interest	1,322.22	58,838.93	60,161.15
Total Local Government Investment Pool	\$ 11,913,815,772.13	\$ 56,490,401,861.37	\$ 53,890,536,580.86	\$ 1,374,751.61	\$ 14,515,055,804.25
Total All Accounts	\$ 17,530,244,996.62	\$ 59,571,153,120.83	\$ 56,933,776,880.21	\$ 1,250,683.90	\$ 20,168,871,921.14

INVESTMENT INTEREST INCOME AND CAPITAL GAINS CURRENT MONTH AND FISCAL YEAR TO DATE COMPARISON

Fund / Account	October 2016	October 2015	Fiscal Year 2017	Fiscal Year 2016
Treasury & Treasurer's Trust				
Cash	\$ 3,433,574.45	\$ 2,772,466.43	\$ 15,423,989.88	\$ 11,254,412.36
Custody Bank Fees	(4,615.89)	(4,615.75)	(18,437.76)	(18,431.31)
Other Bank Fees	(10,805.44)	3,995.60	(32,392.28)	(27,989.74)
Amortization	(124,067.71)	(910,083.75)	(478,517.61)	(773,665.76)
Accrued Interest	613,451.11	276,422.45	787,534.89	1,122,223.54
Gains and Losses	480,659.20	207,571.74	7,359,841.69	883,496.86
Total Treasury & Treasurer's Trust	\$ 4,388,195.72	\$ 2,345,756.72	\$ 23,042,018.81	\$ 12,440,045.95
Local Government Investment Pool				
Cash	\$ 3,289,752.30	\$ 998,047.87	\$ 12,523,763.66	\$ 3,434,960.36
Amortization	1,374,751.61	550,083.87	6,112,337.01	1,902,338.60
Accrued Interest	337,811.89	(94,522.96)	162,866.94	(71,294.51)
Gains and Losses	110,806.62	166,261.16	1,349,538.92	452,794.14
Total Local Government Investment Pool	\$ 5,113,122.42	\$ 1,619,869.94	\$ 20,148,506.53	\$ 5,718,798.59
Total All Accounts	\$ 9,501,318.14	\$ 3,965,626.66	\$ 43,190,525.34	\$ 18,158,844.54

JAMES L. McINTIRE
STATE TREASURER
PO BOX 40200
OLYMPIA WA 98504-0200

