



**Washington State
Treasurer's
Monthly Report**

November 2014



**JAMES L. McINTIRE
State Treasurer**

In accordance with the Americans with Disabilities Act, this publication will be made available in alternate formats upon request to the Office of the State Treasurer, Legislative Building, 2nd Floor, Olympia, Washington 98504-0200, telephone (360) 902-9000, fax (360) 902-9037 or TTY Users Call: 7-1-1.
Web Site: <http://tre.wa.gov>.

TABLE OF CONTENTS

	<i>Page</i>
State Treasurer’s Letter	1
General Fund	2
Treasury, Treasurer’s Trust and Local Government Investment Pool Flow Chart	3
Treasury & Treasurer’s Trust, Treasury and Treasurer’s Trust Charts	4
General Fund and Local Government Investment Pool Charts	5
Receipts and Disbursements for the State Treasury	6
Receipts and Disbursements for Trust Funds	16
Investment Statement & Investment Interest Income and Capital Gains	23



JAMES L. McINTIRE,
State Treasurer

State of Washington
Office of the Treasurer
Legislative Building
P.O. Box 40200
Olympia, Washington 98504-0200

(360) 902-9000 • TTY 7-1-1
FAX (360) 902-9037
Home Page <http://tre.wa.gov>

Fellow Washingtonians,

I am pleased to report on the operations of the Office of the State Treasurer for the month of November 2014. At the close of the month, the Treasury & Treasurer's Trust book balance was \$5.0 billion with investment earnings distributed for the month of \$2.2 million.

Sincerely,

A handwritten signature in cursive script, appearing to read "James L. McIntire".

James L McIntire
Washington State Treasurer

GENERAL FUND

GENERAL FUND CURRENT MONTH AND FISCAL YEAR TO DATE COMPARISON (In Millions)

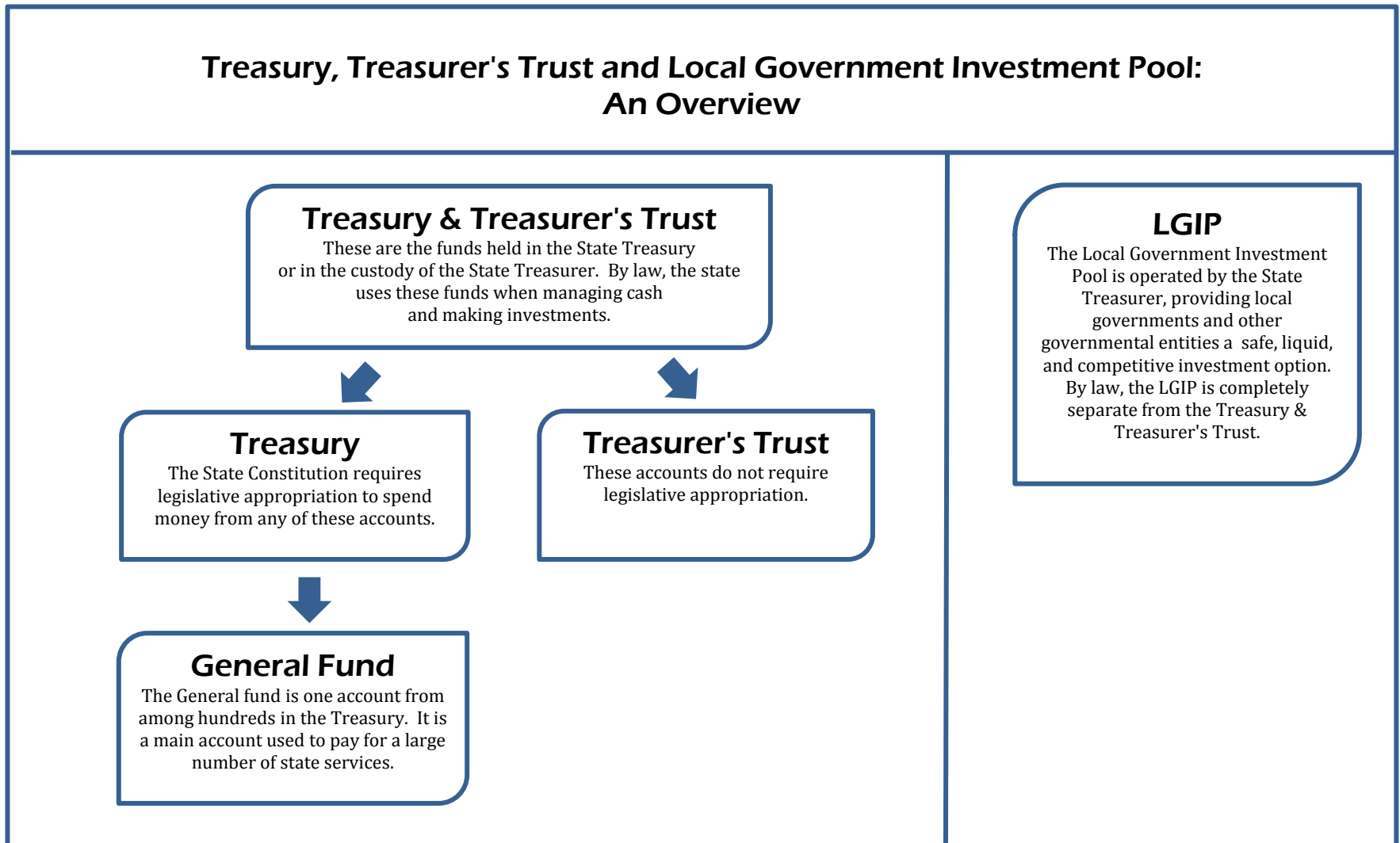
	Month of November		Fiscal Year to Date	
	2014	2013	2015	2014
Beginning Book Balance	\$ (764.499)	\$ (817.052)	\$ 401.227	\$ 178.568
Cash Revenue	2,681.420	2,437.357	11,272.955	8,994.828
Other Cash Receipts	372.311	403.115	2,587.833	2,785.806
Total Cash Receipts	<u>\$ 3,053.731</u>	<u>\$ 2,840.472</u>	<u>\$ 13,860.788</u>	<u>\$ 11,780.634</u>
Total Cash Disbursements	<u>\$ 1,945.506</u>	<u>\$ 2,261.739</u>	<u>\$ 13,918.289</u>	<u>\$ 12,197.521</u>
Ending Book Balance	<u>\$ 343.726</u>	<u>\$ (238.319)</u>	<u>\$ 343.726</u>	<u>\$ (238.319)</u>
Cash Revenue				
Bond Retirement & Interest	\$ 0.000	\$ 0.000	\$ (0.146)	\$ (0.140)
Secretary of State	2.566	3.623	13.097	12.556
Department of Revenue:				
Retail Sales Tax	727.094	659.057	3,501.504	3,154.059
Business & Occupation Tax	302.918	271.639	1,463.953	1,382.491
Compensating Tax	47.399	47.229	251.098	228.579
Cigarette Tax	32.077	28.361	172.928	143.903
Public Utility Tax	35.181	30.108	149.122	137.304
Various Other Revenue	63.055	77.086	272.949	278.115
Insurance Commission	3.765	4.461	137.975	119.487
Liquor Control Board	2.675	2.158	27.303	48.410
Department of Licensing:				
Excise Tax – Other	0.010	0.010	0.069	0.070
Various Other Revenue	0.225	0.191	5.386	5.693
Department of Social & Health Services	6.894	10.719	42.668	46.702
Universities & Colleges	0.001	0.002	0.001	0.001
Treasurer's Transfers	0.169	0.639	(62.008)	(66.205)
Counties:				
Property Tax	729.738	678.562	801.876	771.033
Real Estate Excise Tax	56.569	46.243	318.083	291.917
Various Other Revenue	5.819	6.140	25.545	26.052
Federal Grants-In-Aid (All Agencies)	627.981	537.804	3,956.426	2,281.176
Revenues Distributed to Local Governments	(0.258)	(1.706)	(1.285)	(2.718)
Other Agencies' Cash Revenue	37.542	35.031	196.411	136.343
Total Cash Revenue	<u>\$ 2,681.420</u>	<u>\$ 2,437.357</u>	<u>\$ 11,272.955</u>	<u>\$ 8,994.828</u>

Source: Agency Financial Reporting System (AFRS).

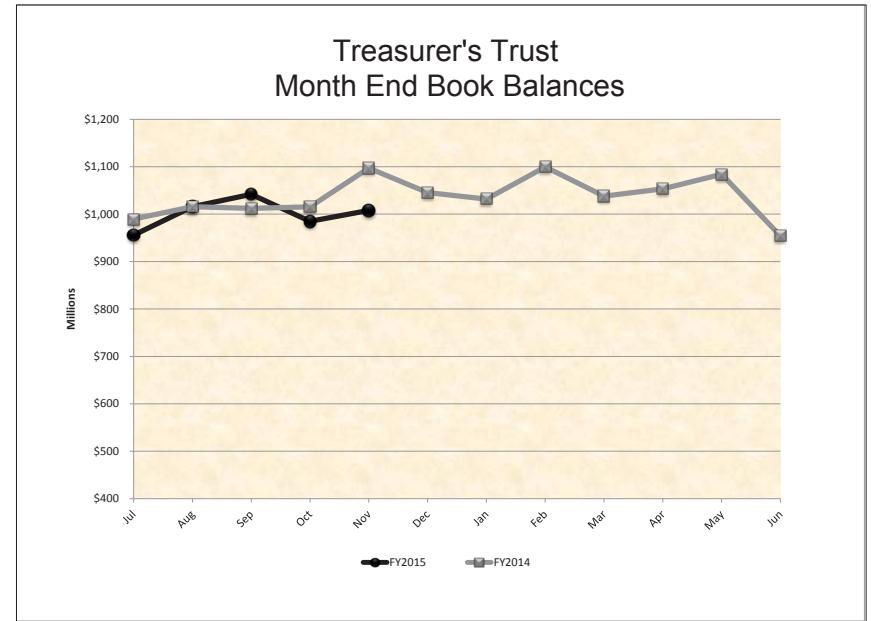
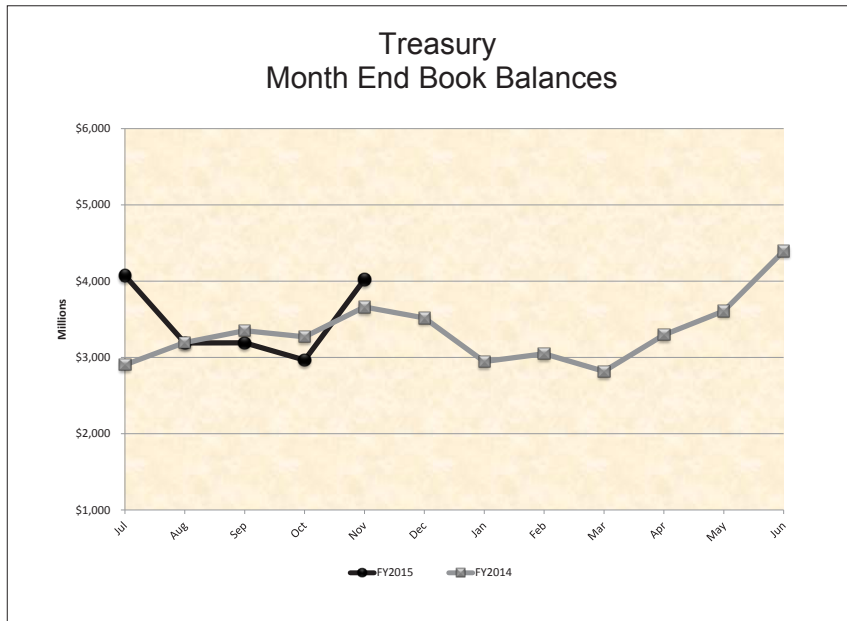
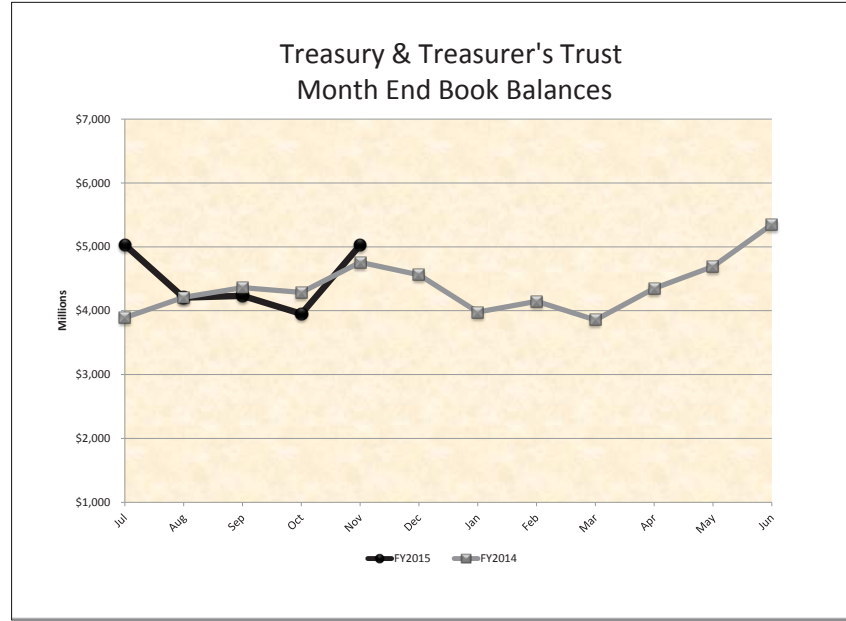
TREASURY, TREASURER'S TRUST AND LGIP FLOW CHART

The State Treasurer is charged with the cash management of public funds, which includes two categories of state funds and accounts: (1) funds and accounts located in the state treasury, which are subject to legislative appropriation; and (2) Treasurer's trust funds, which are accounts placed in the custody of the State Treasurer, and not typically subject to legislative appropriation. Funds within these accounts are comingled for investment and cash management purposes.

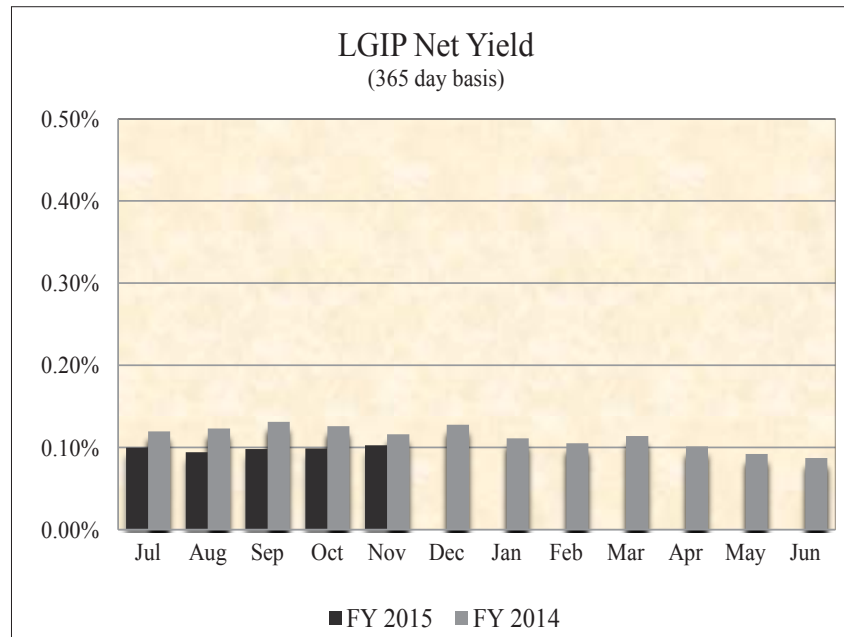
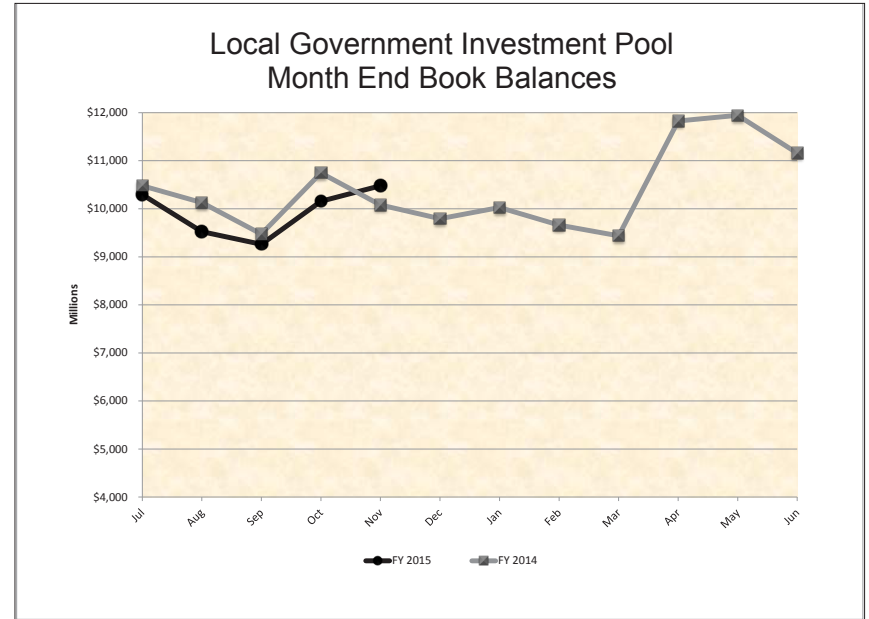
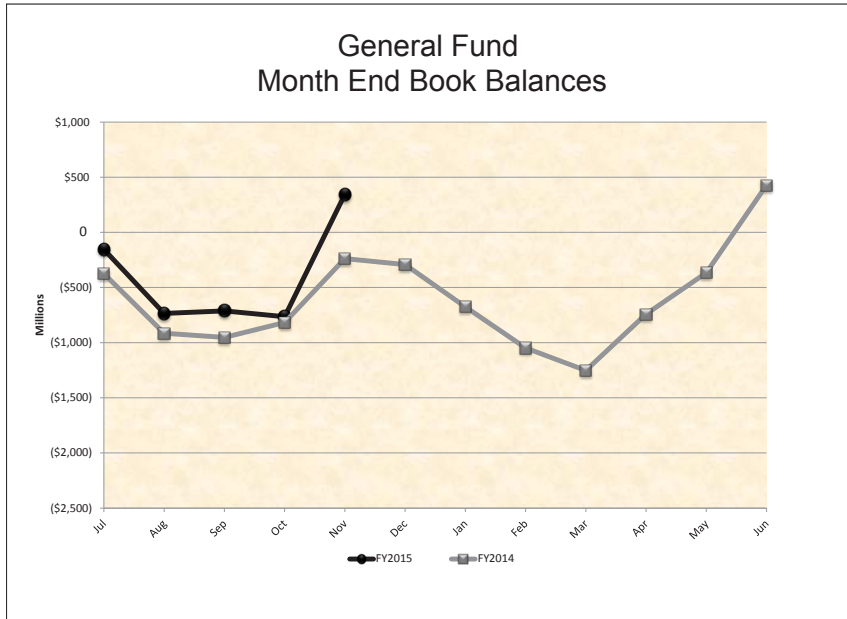
This flow chart describes the structure of the Treasury and Treasurer's Trust Accounts. Month end balances of these accounts are shown on pages 4 and 5.



TREASURY & TREASURER'S TRUST AND TREASURY AND TREASURER'S TRUST CHART



GENERAL FUND AND LOCAL GOVERNMENT INVESTMENT POOL CHARTS



RECEIPTS AND DISBURSEMENTS FOR TREASURY FUNDS

	November 1, 2014	November 2014		November 30, 2014		
	Beginning Book Balance	Plus Receipts	Less Disbursements	Ending Book Balance	Outstanding Warrants	Ending Cash Balance
GENERAL FUND						
001 General	\$ (764,498,747.40)	\$ 3,053,731,147.41	\$ 1,945,506,796.12	\$ 343,725,603.89	\$ 28,624,316.07	\$ 372,349,919.96
018 Millersylvania Park Current	5,210.50	5,210.50	5,210.50
01E Geothermal	159.89	159.89	159.89
01N Institutional Impact	19,144.72	19,144.72	19,144.72
02P Flood Control Assistance	2,263,473.32	(1,220.74)	2,264,694.06	112.78	2,264,806.84
031 State Investment Board Expense	2,488,149.39	1,386,239.85	1,375,355.32	2,499,033.92	5,062.84	2,504,096.76
032 State Emergency Water Projects Revolving	221,616.92	221,616.92	221,616.92
03A Excess Earnings
03L County Criminal Justice Assistance	2,661,045.09	3,107.84	206,688.14	2,457,464.79	2,384.77	2,459,849.56
03M Municipal Criminal Justice Assistance	388,839.24	1,082.36	100,662.88	289,258.72	18,879.45	308,138.17
04L Public Health Services	6.11	6.11	6.11
051 State and Local Improvements Revolving	633,117.63	633,117.63	633,117.63
055 State & Local Improve Revolving (Waste Disp Facilities, 1980)	95,457.82	95,457.82	95,457.82
05C Criminal Justice Treatment	9,315,478.05	(41,117.86)	455,814.95	8,818,545.24	32,315.97	8,850,861.21
05M Tourism Development and Promotion
070 Outdoor Recreation	3,537,316.58	473,313.76	3,064,002.82	3,064,002.82
072 State & Local Improve Revolving (Water Supply Facilities)	868,883.96	31,847.00	837,036.96	30,452.82	867,489.78
09C Farmlands Preservation	2,517,097.69	573,545.00	1,943,552.69	1,943,552.69
09G Riparian Protection	2,135,590.64	840,616.79	1,294,973.85	404.41	1,295,378.26
09R Economic Development Strategic Reserve	3,472,319.20	587,007.30	130,333.58	3,928,992.92	3,928,992.92
10K Veterans Innovation Program	103,740.40	103,740.40	103,740.40
10P Columbia River Basin Water Supply Development	10,211,543.86	2,629.14	1,404,844.05	8,809,328.95	67.21	8,809,396.16
10R Energy Freedom	1,244,980.75	311.10	(371,550.54)	1,616,842.39	1,616,842.39
10T Hood Canal Aquatic Rehabilitation Bond	(2,541.81)	(2,541.81)	(2,541.81)
11F Reinvesting in Youth	69,753.55	13,502.42	56,251.13	56,251.13
11N Heritage Barn Preservation
11W Water Quality Capital	109,593.36	109,593.36	109,593.36
125 Site Closure	26,569,175.01	8,474.87	62,783.41	26,514,866.47	424.00	26,515,290.47
12B Green Energy Incentive
12J Boating Activities	10,000.00	10,000.00	10,000.00
12K Puget Sound Scientific Research
12R Independent Youth Housing
12W Veterans Conservation Corps
14B Budget Stabilization	414,823,302.34	103,658.07	414,926,960.41	414,926,960.41
14C Puget Sound Recovery
14G Ballast Water Management	5,000.00	5,000.00	5,000.00
14H Community Preservation & Development Auth	8,750.00	8,750.00	8,750.00
14L Streamlined Sales & Use Tax Mitigation	20,112,727.01	20,112,727.01	20,112,727.01
15C WA Community Tech Opportunity
15F Local Public Safety Enhancement

RECEIPTS AND DISBURSEMENTS FOR TREASURY FUNDS

	November 1, 2014	November 2014		November 30, 2014		
	Beginning Book Balance	Plus Receipts	Less Disbursements	Ending Book Balance	Outstanding Warrants	Ending Cash Balance
GENERAL FUND (Continued)						
15J Building Communities	\$	\$	\$	\$	\$	\$
15K Columbia River Water Delivery	16,173.66	16,173.66	16,173.66
15R Evergreen Job Training
16V Water Rights Processing	42,090.49	42,090.49	42,090.49
177 Judicial Retirement Administrative
17B Home Visiting Services	4,269,098.17	88,609.87	57,473.92	4,300,234.12	4,300,234.12
17C Opportunity Express Account	62,171.42	62,171.42	62,171.42
17E State Efficiency and Restructuring
17F Washington Opportunity Pathways	3,440,625.81	12,162,543.62	2,313,892.00	13,289,277.43	112,936.00	13,402,213.43
17K Basic Health Plan Stabilization
18B Columbia River Basin Tax Bond Water Supply Development	14,124,239.34	3,529.43	14,127,768.77	14,127,768.77
18H Opportunity Expansion	4,009,795.32	4,009,795.32	4,009,795.32
18K 24/7 Sobriety	1,147.50	321.50	1,469.00	1,469.00
18T Child and Family Reinvestment	1,305,079.32	(461.77)	(36,519.92)	1,341,137.47	1,103.34	1,342,240.81
19K Yakima Integrated Plan Implementation
19L Charter Schools Oversight	5,285.05	1,614.87	6,899.92	6,899.92
19N Diesel Idle Reduction
20C Yakima Integrated Plan Implementation Taxable Bond
244 Habitat Conservation	3,632,390.28	411,499.23	3,220,891.05	3,220,891.05
253 Education Construction	7,060,849.27	1,764.40	7,062,613.67	7,062,613.67
285 Growth Management Planning and Environmental Review
291 Education Savings
355 State Taxable Building Construction	25,160,261.68	100,145.12	16,982,814.20	8,277,592.60	3,348,617.46	11,626,210.06
359 School Constr & Skill Ctrs Bldg	656,326.19	656,326.19	656,326.19
489 Pension Funding Stabilization
548 LEOFF System Plan 2 Expense	41,604.85	104,825.02	106,493.31	39,936.56	1,069.37	41,005.93
563 Columbia River Crossing Project
565 Yakima Integrated Plan Implementation Revenue Recovery
828 Tobacco Prevention and Control	1,865,087.36	2,826.95	21,044.08	1,846,870.23	1,698.00	1,848,568.23
830 Agricultural College Trust Management	1,274,468.08	44.42	67,682.97	1,206,829.53	106.79	1,206,936.32
TOTAL GENERAL FUND	\$ (193,648,122.39)	\$ 3,068,253,303.51	\$ 1,970,727,711.93	\$ 903,877,469.19	\$ 32,179,951.28	\$ 936,057,420.47
SPECIAL REVENUE FUNDS						
002 Hospital Data Collection	\$ 68,654.40	\$ (42.39)	\$ 11,665.26	\$ 56,946.75	\$	\$ 56,946.75
003 Architects' License	807,454.04	26,340.23	41,870.49	791,923.78	11,551.28	803,475.06
007 Winter Recreational Program	1,244,987.38	820.49	12,199.29	1,233,608.58	47.13	1,233,655.71
014 Forest Development	11,597,861.89	54.51	381,934.75	11,215,981.65	18,932.27	11,234,913.92
01B ORV & Non-Highway Vehicle Account	772,458.75	210,397.32	193,527.87	789,328.20	5,390.86	794,719.06
01M Snowmobile	2,315,828.05	164,706.42	19,300.44	2,461,234.03	27.12	2,461,261.15
024 Professional Engineers'	2,308,103.76	127,103.00	103,727.92	2,331,478.84	6,977.99	2,338,456.83

RECEIPTS AND DISBURSEMENTS FOR TREASURY FUNDS

	November 1, 2014		November 2014		November 30, 2014		
	Beginning Book Balance		Plus Receipts	Less Disbursements	Ending Book Balance	Outstanding Warrants	Ending Cash Balance
SPECIAL REVENUE FUNDS (Continued)							
026 Real Estate Commission	\$ 4,528,142.38	\$	256,836.21	\$ 355,389.78	\$ 4,429,588.81	\$ 5,143.47	\$ 4,434,732.28
027 Reclamation	3,400,853.23		324,287.06	75,625.05	3,649,515.24	4,408.97	3,653,924.21
02A Surveys and Maps	910,100.82		38,507.54	30,588.32	918,020.04	223.13	918,243.17
02G Health Professions	31,647,917.55		3,391,667.14	4,947,454.72	30,092,129.97	74,200.95	30,166,330.92
02H Business Enterprises Revolving	820,442.52		66,162.89	52,076.14	834,529.27	504.24	835,033.51
02J Certified Public Accountants'	3,687,212.94		27,940.00	107,161.81	3,607,991.13	588.74	3,608,579.87
02K Death Investigations	4,710,476.02		338,382.36	545,405.60	4,503,452.78	6,633.53	4,510,086.31
02M Essential Rail Assistance	367,308.42		7,807.63	22,531.10	352,584.95	352,584.95
02N Parkland Acquisition	223,920.07		223,920.07	223,920.07
02R Aquatic Lands Enhancement	11,514,469.55		(149,882.89)	(470,998.80)	11,835,585.46	70,166.00	11,905,751.46
02W Timber Tax Distribution	7,249,092.01		3,798,024.14	9,536,232.04	1,510,884.11	66,727.23	1,577,611.34
030 Landowner Contingency Forest Fire Suppression	3,785,001.46		2.30	(68,187.28)	3,853,191.04	3,853,191.04
039 Aeronautics	3,356,296.50		173,886.75	349,057.10	3,181,126.15	7,720.52	3,188,846.67
03B Asbestos	885,341.11		22,860.00	14,736.09	893,465.02	209.80	893,674.82
03C Emergency Medical Services and Trauma Care System Trust	6,989,797.62		1,944,986.09	2,232,952.56	6,701,831.15	5,952.50	6,707,783.65
03F Enhanced 911	15,069,818.97		2,140,900.62	2,175,175.45	15,035,544.14	156,141.33	15,191,685.47
03N Business License	7,130,466.89		1,640,500.60	879,463.94	7,891,503.55	45,620.83	7,937,124.38
03P Fire Service Trust	349,284.20		60.00	14.28	349,329.92	5.00	349,334.92
03R Safe Drinking Water	2,934,753.19		14,663.03	(174,281.85)	3,123,698.07	519.95	3,124,218.02
041 Resource Management Cost	43,363,159.54		11,391.47	952,475.31	42,422,075.70	140,377.87	42,562,453.57
042 Charitable, Educational, Penal, and Reformatory Institutions	4,663,358.17		1,176.20	145,149.39	4,519,384.98	66,337.44	4,585,722.42
044 Waste Reduction, Recycling, and Litter Control	1,406,936.70		453,263.04	182,378.68	1,677,821.06	9,305.20	1,687,126.26
045 State Vehicle Parking	1,468,612.29		334,041.06	220,097.66	1,582,555.69	27.00	1,582,582.69
048 Marine Fuel Tax Refund	316,193.19		6,053.79	8,702.29	313,544.69	4,537.64	318,082.33
04E Uniform Commercial Code	2,126,358.79		55,861.00	91,775.38	2,090,444.41	1,107.95	2,091,552.36
04H Surface Mining Reclamation	1,162,840.06		14.81	26,701.07	1,136,153.80	1,136,153.80
04M Recreational Fisheries Enhancement	1,213,880.25		8,677.67	59,526.22	1,163,031.70	586.22	1,163,617.92
04R Drinking Water Assistance	16,383,843.08		30,129,017.34	30,791,837.95	15,721,022.47	2,974.30	15,723,996.77
04V Vehicle License Fraud	78,450.18		7,564.78	412.83	85,602.13	85,602.13
04W Waterworks Operator Certification	1,205,223.65		22,685.70	93,644.74	1,134,264.61	344.00	1,134,608.61
058 Public Works Assistance	21,373,868.12		1,439,770.29	178,190.16	22,635,448.25	1,706.73	22,637,154.98
05H Disaster Response	17,268,800.81		5,746,941.04	8,683,701.36	14,332,040.49	700,207.20	15,032,247.69
05R Drinking Water Assistance Administrative	4,931,303.87		1,233.27	4,648.38	4,927,888.76	4,927,888.76
05W State Drought Preparedness	605,061.67		177.42	605,239.09	605,239.09
06A Salmon Recovery	9,400.65		9,400.65	9,400.65
06G Real Estate Appraiser Commission	542,247.80		59,658.49	74,123.77	527,782.52	124.98	527,907.50
06K Lead Paint	70,543.21		3,320.00	1,130.79	72,732.42	72,732.42
06L Business and Professions	5,116,301.58		551,346.48	773,448.64	4,894,199.42	33,407.17	4,927,606.59
06R Real Estate Research	1,016,303.59		13,500.00	269.00	1,029,534.59	1,029,534.59
06T License Plate Technology	740,206.27		85,011.09	23.88	825,193.48	11.16	825,204.64

RECEIPTS AND DISBURSEMENTS FOR TREASURY FUNDS

	November 1, 2014		November 2014		November 30, 2014		
	Beginning Book Balance		Plus Receipts	Less Disbursements	Ending Book Balance	Outstanding Warrants	Ending Cash Balance
SPECIAL REVENUE FUNDS (Continued)							
071 Warm Water Game Fish	\$ 456,929.76	\$	10,356.13	\$ 82,373.01	\$ 384,912.88	\$ 1,280.80	\$ 386,193.68
07C Vessel Response	198,822.78		500.00	199,322.78	199,322.78
07R Drinking Water Assistance Repayment	75,498,000.35		145,886.84	2,974,939.25	72,668,947.94	72,668,947.94
07W Domestic Violence Prevention	866,676.51		54,442.90	48,022.71	873,096.70	873,096.70
080 Grade Crossing Protective	514,229.90		128.50	514,358.40	514,358.40
081 State Patrol Highway	36,215,982.65		11,757,155.35	15,965,579.26	32,007,558.74	363,988.55	32,371,547.29
082 Motorcycle Safety Education	1,001,512.33		77,672.98	121,905.28	957,280.03	559.14	957,839.17
084 Building Code Council	240,669.44		25,041.32	44,794.81	220,915.95	483.12	221,399.07
086 Fire Service Training	6,500,489.99		74,584.95	241,504.27	6,333,570.67	14,566.17	6,348,136.84
087 Park Land Trust Revolving	1,884,842.47		88,869.21	170,885.40	1,802,826.28	45,813.09	1,848,639.37
08A Education Legacy Trust	90,089,971.06		24,512,250.10	7,772,812.12	106,829,409.04	893,420.67	107,722,829.71
08G Flexible Spending Administrative	2,664,980.63		18,942.50	42,614.58	2,641,308.55	2,641,308.55
08H Military Department Rental and Lease	1,075,426.82		14,892.45	23,595.09	1,066,724.18	75.00	1,066,799.18
08K Problem Gambling	215,747.08		37,223.01	23,641.99	229,328.10	7,035.00	236,363.10
08M Small City Pavement and Sidewalk	1,793,703.64		80,662.30	390,222.30	1,484,143.64	109,880.32	1,594,023.96
08R Waste Tire Removal	4,943,716.90		361,007.10	53,730.64	5,250,993.36	5,250,993.36
094 Transportation Infrastructure	8,111,046.44		2,035.11	3,731.74	8,109,349.81	8,109,349.81
095 Electrical License	9,250,854.43		1,521,815.66	1,599,035.58	9,173,634.51	20,983.09	9,194,617.60
096 Highway Infrastructure	2,385,462.58		596.09	2,386,058.67	2,386,058.67
097 Recreational Vehicle	2,237,068.45		20,522.26	5.00	2,257,585.71	2,257,585.71
099 Puget Sound Capital Construction	13,380,147.70		2,317,606.02	4,825,074.42	10,872,679.30	18,947.29	10,891,626.59
09E Freight Mobility Investment	11,860,383.02		2,963.73	1,068,008.72	10,795,338.03	10,795,338.03
09F High-Occupancy Toll Lanes Operations	2,320,406.30		573.14	(111,061.44)	2,432,040.88	7,233.96	2,439,274.84
09H Transportation Partnership	285,529,976.27		12,082,794.58	42,950,506.92	254,662,263.93	6,242,110.22	260,904,374.15
09M Aquatic Invasive Species Enforcement	390,534.66		584.00	5,237.87	385,880.79	385,880.79
09N Aquatic Invasive Species Prevention	295,252.31		1,752.00	22,069.09	274,935.22	61.14	274,996.36
09P City-County Assistance	1,068,306.04		1,027,160.03	670.60	2,094,795.47	139.87	2,094,935.34
09T Washington Main Street Trust Fund	70,601.81		1,087.32	591.56	71,097.57	591.56	71,689.13
102 Rural Arterial Trust	19,059,366.67		1,585,744.93	3,954,896.49	16,690,215.11	23.73	16,690,238.84
104 State Wildlife	30,362,812.20		1,849,246.94	4,237,130.69	27,974,928.45	194,329.31	28,169,257.76
106 Highway Safety	21,975,964.68		9,183,378.09	9,205,521.49	21,953,821.28	232,812.36	22,186,633.64
107 Liquor Excise Tax	1,586,216.15		1,703,979.23	3,290,195.38	3,290,195.38
108 Motor Vehicle	139,453,718.34		84,007,522.66	84,808,326.44	138,652,914.56	3,025,250.05	141,678,164.61
109 Puget Sound Ferry Operations	55,068,612.20		12,764,845.06	17,582,544.75	50,250,912.51	332,990.76	50,583,903.27
10A Aquatic Algae Control	307,460.17		1,168.00	5,332.95	303,295.22	303,295.22
10B Home Security Fund	5,273,644.12		1,478,746.78	694,602.88	6,057,788.02	21,125.36	6,078,913.38
10G Water Rights Tracking System	303,882.19		38,009.05	341,891.24	341,891.24
10H Job Development
110 Special Wildlife	3,566,720.57		27,719.13	164,020.91	3,430,418.79	114,501.00	3,544,919.79
111 Public Service Revolving	14,081,061.26		741,037.98	1,224,547.97	13,597,551.27	6,353.64	13,603,904.91

RECEIPTS AND DISBURSEMENTS FOR TREASURY FUNDS

	November 1, 2014		November 2014		November 30, 2014		
	Beginning Book Balance		Plus Receipts	Less Disbursements	Ending Book Balance	Outstanding Warrants	Ending Cash Balance
SPECIAL REVENUE FUNDS (Continued)							
113 Common School Construction	\$ 42,543,180.54		\$ 757,053.46	\$ 2,086,852.03	\$ 41,213,381.97	\$ 80.00	\$ 41,213,461.97
116 Basic Data	45,220.00				45,220.00		45,220.00
119 Unemployment Compensation Administration	265,145.93		10,562,285.43	10,751,350.70	76,080.66	987,715.28	1,063,795.94
11B Regional Mobility Grant Program	25,131,348.57		6,621.25	1,286,946.86	23,851,022.96	7,766.99	23,858,789.95
11E Freight Mobility Multimodal	7,884,756.65		1,970.29		7,886,726.94		7,886,726.94
11H Forest and Fish Support	5,105,857.49		429,127.84	194,364.79	5,340,620.54		5,340,620.54
11K Washington Auto Theft Prevention Authority	978,561.32		613,135.77	423,731.27	1,167,965.82	70.37	1,168,036.19
120 Administrative Contingency	21,113,772.98		5,935,233.08	444,895.03	26,604,111.03	301.06	26,604,412.09
12C Affordable Housing For All	6,735,675.32		359,215.72	277,938.10	6,816,952.94	5,979.71	6,822,932.65
12M Charitable Organization Education	950,512.58		18,985.00	9,287.18	960,210.40	296.78	960,507.18
12T Traumatic Brain Injury	2,061,482.03		117,150.81	73,432.56	2,105,200.28	2,509.22	2,107,709.50
134 Employment Services Administrative	19,176,835.10		871,982.70	956,006.51	19,092,811.29	1,480.45	19,094,291.74
138 Insurance Commissioner's Regulatory	23,559,125.17		209,890.25	1,888,157.33	21,880,858.09	3,219.28	21,884,077.37
144 Transportation Improvement	43,801,085.80		8,258,247.09	10,301,997.16	41,757,335.73	1,458.96	41,758,794.69
146 Firearms Range	899,657.18		19,818.00	34,834.14	884,641.04	840.14	885,481.18
14A Wildlife Rehabilitation	467,354.33		11,051.37	3,288.86	475,116.84		475,116.84
14M Financial Fraud & ID Theft	596,119.07		27,911.00	1,697.82	622,332.25		622,332.25
14R Military Active State Service							
14V Ignition Interlock Device	363,757.36		89,280.00	57,544.29	395,493.07		395,493.07
150 Low-Income Weatherization/ Structural Rehabilitation Assistance	2,881,718.49		721.01	9,387.27	2,873,052.23		2,873,052.23
153 Rural Mobility Grant Program	3,640,082.94		987.52	367,280.15	3,273,790.31		3,273,790.31
154 New Motor Vehicle Arbitration	1,689,655.34		45,057.00	36,194.44	1,698,517.90	3.00	1,698,520.90
158 Aquatic Land Dredged Material Disposal Site	328,857.74			2,063.96	326,793.78		326,793.78
159 Parks Improvement	952,494.08		10,626.08	22,698.84	940,421.32	9.00	940,430.32
15H Cleanup Settlement	84,367,362.24	(350,650.87)		942,031.05	83,074,680.32	10,285.26	83,084,965.58
15M Biotoxin	568,030.03	15,802.50		60,682.18	523,150.35	250.00	523,400.35
15P Energy Recovery Act	3,037,091.72	323,280.32			3,360,372.04		3,360,372.04
160 Wood Stove Education and Enforcement	503,250.38	35,610.00		2,208.22	536,652.16		536,652.16
162 Farm Labor Contractor	37,001.23	1,895.00			38,896.23		38,896.23
167 Natural Resources Conservation Areas Stewardship	280,123.58			(4,369.21)	284,492.79		284,492.79
16A Judicial Stabilization Trust	1,697,897.00	499,224.33		131,604.13	2,065,517.20	9,581.73	2,075,098.93
16J SR 520 Corridor	113,296,028.39	(2,133,569.97)		22,958,542.07	88,203,916.35	140,731.54	88,344,647.89
16M Appraisal Management Company	349,994.34	12,030.00		4,009.74	358,014.60		358,014.60
16P Marine Resources Stewardship Trust	1,704,794.45	435.50		123,094.25	1,582,135.70	56,401.87	1,638,537.57
16W Hospital Safety Net Assessment	27,604,434.34	6,886,863.08		6,088,104.42	28,403,193.00		28,403,193.00
172 Basic Health Plan Trust	23,462.97	(1,893.50)		1,198.32	20,371.15	464.56	20,835.71
173 State Toxics Control	51,652,795.63	7,340,817.58		9,768,563.07	49,225,050.14	134,340.35	49,359,390.49
174 Local Toxics Control	95,094,029.44	5,133,333.33		7,158,649.18	93,068,713.59	182,364.56	93,251,078.15
176 Water Quality Permit	14,616,677.71	88,508.68		306,439.81	14,398,746.58	23,435.34	14,422,181.92
17N Complete Streets Grant Program							

RECEIPTS AND DISBURSEMENTS FOR TREASURY FUNDS

	November 1, 2014		November 2014		November 30, 2014		
	Beginning Book Balance		Plus Receipts	Less Disbursements	Ending Book Balance	Outstanding Warrants	Ending Cash Balance
SPECIAL REVENUE FUNDS (Continued)							
17P SR520 Civil Penalties	\$ 12,121,988.70		\$ 2,960.73	\$ (601,684.69)	\$ 12,726,634.12	\$ 72,758.78	\$ 12,799,392.90
17T Health Benefit Exchange	91,953.82			52,196.79	39,757.03		39,757.03
17W Limousine Carriers	10,508.91		416.00		10,924.91		10,924.91
182 Underground Storage Tank	786,794.41		161,788.98	4,664.69	943,918.70	941.57	944,860.27
186 County Arterial Preservation	1,498,879.20		1,219,914.23	1,283,426.56	1,435,366.87	318.63	1,435,685.50
18J Capital Vessel Replacement	4,753,180.35		882,441.73		5,635,622.08		5,635,622.08
18L Hydraulic Project Approval	106,481.91		21,750.00	13,789.67	114,442.24	1,200.00	115,642.24
18W Public Transportation Grant Program							
199 Biosolids Permit	1,528,819.25		9,710.96	1,756.45	1,536,773.76	1,614.36	1,538,388.12
19A Medicaid Fraud Penalty	12,777,051.48		2,516.42	(668,928.73)	13,448,496.63	205,194.59	13,653,691.22
19C Forest Practice Application	400,872.96		7.40	(5,535.29)	406,415.65	50.00	406,465.65
19G Environmental Legacy Stewardship	98,412,020.02		2,386,201.35	4,266,653.21	96,531,568.16	78,898.15	96,610,466.31
19T DOL Technology Improvement and Data Management							
200 Regional Fisheries Enhancement Salmonid Recovery	806,253.61			72,124.94	734,128.67		734,128.67
201 Department of Licensing Services	1,265,954.93		170,275.98	277,066.76	1,159,164.15	33,581.45	1,192,745.60
202 Medical Test Site Licensure	545,819.59		1,599.61	261,588.53	285,830.67	570.65	286,401.32
203 Passenger Ferry	27.39				27.39		27.39
204 Volunteer Fire Fighters' and Reserve Officers' Administrative	1,036,155.37		298.55	29,849.48	1,006,604.44	273.47	1,006,877.91
207 Hazardous Waste Assistance	2,540,460.05		5,280.94	11,725.13	2,534,015.86	591.03	2,534,606.89
20B Brownfield Redevelopment Trust Fund							
20R Radioactive Mixed Waste	1,911,828.72		157,957.56	673,481.80	1,396,304.48	2,557.87	1,398,862.35
215 Special Category C	3,811,615.00		720,473.95		4,532,088.95		4,532,088.95
216 Air Pollution Control	2,519,628.41		27,032.25	(23,292.08)	2,569,952.74	2,416.15	2,572,368.89
217 Oil Spill Prevention	4,229,225.88		37,321.33	52,150.09	4,214,397.12	2,184.28	4,216,581.40
218 Multimodal Transportation	53,014,987.78		25,353,982.83	14,539,608.16	63,829,362.45	110,354.66	63,939,717.11
222 Freshwater Aquatic Weeds	763,652.42		11,052.00	32,086.83	742,617.59	73.09	742,690.68
223 State Oil Spill Response	10,034,490.43			3,834.00	10,030,656.43		10,030,656.43
234 Public Works Administration	10,169,956.82		348,932.02	375,519.33	10,143,369.51	56,718.40	10,200,087.91
235 Youth Tobacco Prevention	758,848.60		32,081.36	26,075.91	764,854.05		764,854.05
237 Recreation Access Pass	1,039,295.87		(454,983.10)	270.00	584,042.77	113.00	584,155.77
260 University of Washington Operating Fees							
262 Manufactured Home Installation Training	268,320.00		14,047.25	17,903.31	264,463.94	5.19	264,469.13
263 Community and Economic Development Fee	2,422,357.08		11,475.00	97,483.74	2,336,348.34	1,037.42	2,337,385.76
267 Recreation Resources	3,481,330.36		525,877.96	(795,886.21)	4,803,094.53	1,710.09	4,804,804.62
268 Nonhighway and Off-Road Vehicle Activities (NOVA) Program	5,010,048.53		347,502.55	154,169.31	5,203,381.77	1,842.94	5,205,224.71
269 Parks Renewal and Stewardship	28,543,652.33		4,539,778.21	4,166,399.03	28,917,031.51	132,962.38	29,049,993.89
271 Washington State University Operating Fees							
275 Central Washington University Operating Fees							
277 State Agency Parking	196,615.69		9,605.00	12,593.68	193,627.01	37.50	193,664.51
296 Columbia River Basin Water Supply Rev Recovery	1,107,319.66		150,813.84		1,258,133.50		1,258,133.50

RECEIPTS AND DISBURSEMENTS FOR TREASURY FUNDS

	November 1, 2014		November 2014		November 30, 2014		
	Beginning Book Balance		Plus Receipts	Less Disbursements	Ending Book Balance	Outstanding Warrants	Ending Cash Balance
SPECIAL REVENUE FUNDS (Continued)							
315 Dedicated Marijuana Fund	\$ 2,541,968.49	\$	\$ 3,332,259.97	\$ 340,876.95	\$ 5,533,351.51	\$ 24,275.83	\$ 5,557,627.34
319 Public Health Supplemental	1,057,355.83		1,276.55	95,726.23	962,906.15	6,902.80	969,808.95
404 State Treasurer's Service	11,264,127.90		1,582,100.37	670,748.83	12,175,479.44	2,696.78	12,178,176.22
408 Coastal Protection	965,295.85		18,320.55	1,846.20	981,770.20	981,770.20
441 Local Government Archives	1,310,910.92		284,747.78	132,170.91	1,463,487.79	393.29	1,463,881.08
500 Perpetual Surveillance and Maintenance	45,078,670.74		20,405.51	45,099,076.25	45,099,076.25
507 Oyster Reserve Land	708,747.27		175.94	63,022.24	645,900.97	43,247.26	689,148.23
511 Tacoma Narrows Toll Bridge	11,089,694.71		(3,301,942.41)	(3,084,948.98)	10,872,701.28	90,742.31	10,963,443.59
513 Derelict Vessel Removal	932,106.62		3,529.00	28,606.72	907,028.90	10,714.84	917,743.74
532 Washington Housing Trust	10,155,776.08		1,321,478.11	258,164.90	11,219,089.29	5,075.00	11,224,164.29
535 Alaskan Way Viaduct Replacement Project
549 Election	5,713,871.32		1,440.58	568,656.52	5,146,655.38	266.64	5,146,922.02
550 Transportation 2003	111,894,233.38		2,126,075.55	13,514,386.08	100,505,922.85	38,505.91	100,544,428.76
562 Skilled Nursing Facility Safety Net Trust	5,906,189.03		701.04	2,167,006.03	3,739,884.04	114,131.00	3,854,015.04
564 Water Pollution Control Revolving Administration	52,556.99		355,251.89	407,808.88	407,808.88
566 Community Forest Trust
571 Multiuse Roadway Safety	19,858.65		2,608.69	22,467.34	22,467.34
595 I-405 Express Toll Lanes Operations	2,019,000.00		504.56	2,019,504.56	2,019,504.56
600 Department of Retirement Systems Expense	9,207,538.46		2,684,870.72	1,957,964.85	9,934,444.33	4,396.49	9,938,840.82
689 Rural Washington Loan	10,397,224.38		2,598.16	914.06	10,398,908.48	10,398,908.48
727 Water Pollution Control Revolving	178,427,913.28		8,256,937.74	4,957,750.74	181,727,100.28	690.00	181,727,790.28
733 Capitol Campus Reserve	(6,772,189.95)		214,416.67	(126,180.00)	(6,431,593.28)	(6,431,593.28)
777 Prostitution Prevention and Intervention	93,089.06		176.41	11,253.00	82,012.47	82,012.47
785 State Educational Trust Fund	5,105,611.79		50,763.79	6,798.95	5,149,576.63	193.33	5,149,769.96
818 Youth Athletic Facility	184,844.81		46.19	184,891.00	184,891.00
825 Tobacco Settlement
874 OASI Revolving	175,629.27		(25.42)	10,428.53	165,175.32	165,175.32
887 Public Facilities Construction Loan Revolving	23,664,011.13		81,193.01	586,595.67	23,158,608.47	118.16	23,158,726.63
888 Deferred Compensation Administrative	1,419,140.25		(45,174.81)	128,289.21	1,245,676.23	1,245,676.23
893 Radiation Perpetual Maintenance	334,865.73		83.68	334,949.41	334,949.41
TOTAL SPECIAL REVENUE FUNDS	\$ 2,412,759,805.04	\$	\$ 321,009,148.78	\$ 387,252,149.47	\$ 2,346,516,804.35	\$ 15,723,243.64	\$ 2,362,240,047.99
DEBT SERVICE FUNDS							
303 Highway Bond Retirement	\$ 115,135,705.07	\$	\$ 364,889,189.04	\$ 331,272,290.00	\$ 148,752,604.11	\$	\$ 148,752,604.11
304 Ferry Bond Retirement	4,836,786.44		33,954,152.25	32,602,491.27	6,188,447.42	6,188,447.42
305 Transportation Improvement Board Bond Retirement	5,564,584.07		4,244,787.69	8,258,557.44	1,550,814.32	1,550,814.32
347 Washington State University Bond Retirement	16,593,171.92		546,523.42	(32,246.07)	17,171,941.41	17,171,941.41
348 University of Washington Bond Retirement	3,616,229.75		5,262,866.63	(315,090.42)	9,194,186.80	9,194,186.80
380 Debt-Limit General Fund Bond Retirement	6,306,371.26		734,430,214.54	740,721,731.84	14,853.96	14,853.96
381 Debt-Limit Reimbursable Bond Retirement		368,407.84	368,403.34	4.50	4.50

RECEIPTS AND DISBURSEMENTS FOR TREASURY FUNDS

		November 1, 2014	November 2014		November 30, 2014		
		Beginning Book Balance	Plus Receipts	Less Disbursements	Ending Book Balance	Outstanding Warrants	Ending Cash Balance
DEBT SERVICE FUNDS (Continued)							
382	Nondebt-Limit General Fund Bond Retirement	\$	\$	\$	\$	\$	\$
383	Nondebt-Limit Reimbursable Bond Retirement	4,086,122.72	70,812.50	4,015,310.22	4,015,310.22
384	Nondebt-Limit Proprietary Appropriated Bond Retirement
385	Nondebt-Limit Proprietary Nonappropriated Bond Retirement
386	Nondebt-Limit Revenue Bond Retirement
389	Toll Facility Bond Retirement	8,709,349.34	2,170,399.92	10,879,749.26	10,879,749.26
TOTAL DEBT SERVICE FUNDS		\$ 160,762,197.85	\$ 1,149,952,664.05	\$ 1,112,946,949.90	\$ 197,767,912.00	\$	\$ 197,767,912.00
CAPITAL PROJECTS FUNDS							
01L	Higher Education Construction	\$	\$	\$	\$	\$	\$
036	Capitol Building Construction	2,574,678.43	651.47	(208,382.62)	2,783,712.52	2,783,712.52
056	State Higher Education Construction	226,561.50	56.61	226,618.11	226,618.11
057	State Building Construction	229,601,804.86	(1,390,567.24)	83,558,755.70	144,652,481.92	1,860,153.89	146,512,635.81
060	Community and Technical College Capital Projects	33,792,575.27	3,548,396.98	4,014,000.44	33,326,971.81	33,326,971.81
061	Eastern Washington University Capital Projects	6,952,167.82	234,049.14	403,139.24	6,783,077.72	6,783,077.72
062	Washington State University Building	968,911.81	466,510.57	1,603,095.50	(167,673.12)	(167,673.12)
063	Central Washington University Capital Projects	2,939,887.03	127,830.85	(2,910.76)	3,070,628.64	3,070,628.64
064	University of Washington Building	7,674,531.02	5,194,642.26	3,639,267.00	9,229,906.28	9,229,906.28
065	Western Washington University Capital Projects	1,222,457.19	1,462,565.92	836,356.52	1,848,666.59	1,848,666.59
066	The Evergreen State College Capital Projects	2,482,706.91	535,084.89	367,686.78	2,650,105.02	2,650,105.02
075	State Social and Health Services Construction	5,371.39	5,371.39	5,371.39
245	Public Safety Reimbursable Bond	4.12	4.12	4.12
246	Community and Technical College Forest Reserve	2,800,585.36	13.28	20,084.72	2,780,513.92	2,780,513.92
289	Thurston County Capital Facilities	3,448,553.98	331,212.10	166,606.66	3,613,159.42	3,613,159.42
357	Gardner-Evans Higher Education Construction	2,317,048.87	584,272.83	1,732,776.04	1,732,776.04
364	Military Department Capital	4,073,929.20	104,829.62	3,969,099.58	3,969,099.58
TOTAL CAPITAL PROJECTS FUNDS		\$ 301,081,774.76	\$ 10,510,446.83	\$ 95,086,801.63	\$ 216,505,419.96	\$ 1,860,153.89	\$ 218,365,573.85
PERMANENT FUNDS							
04B	Natural Resources Real Property Replacement	\$ 14,425,393.35	\$ 3,622.41	\$ 300,053.11	\$ 14,128,962.65	\$	\$ 14,128,962.65
601	Agricultural Permanent	56,253.50	(2,399.15)	58,652.65	58,652.65
603	Millersylvania Park Trust	5,372.09	1.34	5,373.43	5,373.43
604	Normal School Permanent	109,515.27	20,512.46	89,002.81	89,002.81
605	Permanent Common School	96,664.52	7,450.33	46,488.81	57,626.04	57,626.04
606	Scientific Permanent	90,607.95	(330,613.02)	421,220.97	421,220.97
607	State University Permanent	78,629.19	51,706.00	26,923.19	26,923.19
851	Developmental Disabilities Community Trust	336,354.04	83.15	336,437.19	336,437.19
TOTAL PERMANENT FUNDS		\$ 15,198,789.91	\$ 11,157.23	\$ 85,748.21	\$ 15,124,198.93	\$	\$ 15,124,198.93
ENTERPRISE FUNDS							
401	Correctional Industries	\$ 7,184,039.90	\$ 6,351,943.19	\$ 5,908,317.75	\$ 7,627,665.34	\$ 165,577.57	\$ 7,793,242.91

RECEIPTS AND DISBURSEMENTS FOR TREASURY FUNDS

		November 1, 2014	November 2014		November 30, 2014		
		Beginning Book Balance	Plus Receipts	Less Disbursements	Ending Book Balance	Outstanding Warrants	Ending Cash Balance
ENTERPRISE FUNDS (Continued)							
407	Secretary of State's Revolving	\$ 7,347,006.46	\$ 501,940.29	\$ 344,444.28	\$ 7,504,502.47	\$ 3,767.31	\$ 7,508,269.78
578	Lottery Administrative	497,020.17	752,925.04	940,029.28	309,915.93	8,235.64	318,151.57
608	Accident	11,522,904.39	192,638,856.09	202,357,679.18	1,804,081.30	15,883,530.07	17,687,611.37
609	Medical Aid	2,829,261.78	148,712,857.68	149,795,860.55	1,746,258.91	13,903,783.78	15,650,042.69
610	Accident Reserve	28,046,488.39	58,163,905.58	85,657,721.44	552,672.53	1,228,201.00	1,780,873.53
881	Supplemental Pension	1,514,077.19	104,987,812.40	105,299,630.55	1,202,259.04	1,613,698.15	2,815,957.19
883	Second Injury	65,615,063.69	764,012.98	42,402.27	66,336,674.40	13,879.32	66,350,553.72
TOTAL ENTERPRISE FUNDS		<u>\$ 124,555,861.97</u>	<u>\$ 512,874,253.25</u>	<u>\$ 550,346,085.30</u>	<u>\$ 87,084,029.92</u>	<u>\$ 32,820,672.84</u>	<u>\$ 119,904,702.76</u>
INTERNAL SERVICE FUNDS							
006	Public Records Efficiency, Preservation & Access	\$ 1,876,513.49	\$ 455,737.17	\$ 69,200.05	\$ 2,263,050.61	\$ 10,711.13	\$ 2,273,761.74
405	Legal Services Revolving	12,167,591.39	7,384,400.11	9,508,648.61	10,043,342.89	165,623.67	10,208,966.56
410	Transportation Equipment	18,291,461.42	1,454,762.31	(271,233.59)	20,017,457.32	63,902.33	20,081,359.65
415	Personnel Service	3,277,923.99	1,970.86	437,159.00	2,842,735.85	842.77	2,843,578.62
418	State Health Care Authority Administrative	955,131.16	394,664.00	1,042,562.62	307,232.54	11,024.86	318,257.40
455	Higher Education Personnel Service	552,042.39	9,201.51	81,731.39	479,512.51	127.02	479,639.53
483	Auditing Services Revolving	968,651.71	454,587.49	461,818.96	961,420.24	1,351.71	962,771.95
484	Administrative Hearings Revolving	292,545.28	1,501,903.13	1,572,332.66	222,115.75	16,946.18	239,061.93
TOTAL INTERNAL SERVICE FUNDS		<u>\$ 38,381,860.83</u>	<u>\$ 11,657,226.58</u>	<u>\$ 12,902,219.70</u>	<u>\$ 37,136,867.71</u>	<u>\$ 270,529.67</u>	<u>\$ 37,407,397.38</u>
PENSION TRUST FUNDS							
614	Volunteer Firefighters' Relief and Pension Principal	\$ 14,246,676.36	\$ 15,062.58	\$ 901,261.51	\$ 13,360,477.43	\$ 24,346.89	\$ 13,384,824.32
615	State Patrol - Plan 1	(2,762,433.34)	8,322,996.77	4,686,970.76	873,592.67	6,763.82	880,356.49
616	Judges' Retirement	814,036.17	211.05	37,023.52	777,223.70	777,223.70
630	State Patrol - Plan 2	366,320.34	620,094.61	604,855.51	381,559.44	381,559.44
631	Public Employees' Retirement System Plan 1	9,913,356.67	139,227,559.34	137,159,093.91	11,981,822.10	300,834.14	12,282,656.24
632	Teachers' Retirement System Plan 1	8,099,162.93	95,498,674.43	94,253,576.81	9,344,260.55	215,194.32	9,559,454.87
633	School Employees' Retirement System Combined Plan 2 & 3	4,299,511.92	39,410,185.79	38,901,336.55	4,808,361.16	100,885.42	4,909,246.58
635	Public Safety Employees Retirement System Plan 2	288,948.92	3,439,839.46	3,338,131.86	390,656.52	42,156.96	432,813.48
641	Public Employees' Retirement System Combined Plan 2 & 3	8,122,106.87	146,666,271.61	142,565,357.08	12,223,021.40	855,049.77	13,078,071.17
642	Teachers' Retirement System Combined Plan 2 and 3	10,911,720.02	120,025,184.67	119,584,731.84	11,352,172.85	31,313.25	11,383,486.10
722	Deferred Compensation Principal	5,719,993.41	36,580,915.62	35,687,232.66	6,613,676.37	6,613,676.37
729	Judicial Retirement Principal	33,815.80	65,483.67	33,416.06	65,883.41	65,883.41
819	LEOFFS Plan 1 Retirement	2,841,801.33	29,932,318.85	29,258,020.75	3,516,099.43	49,686.67	3,565,786.10
829	LEOFFS Plan 2 Retirement	2,176,369.25	35,852,132.67	34,572,566.13	3,455,935.79	300,469.40	3,756,405.19
882	Washington Judicial Retirement System	7,356,948.25	1,866.02	759,964.97	6,598,849.30	7,827.54	6,606,676.84
TOTAL PENSION TRUST FUNDS		<u>\$ 72,428,334.90</u>	<u>\$ 655,658,797.14</u>	<u>\$ 642,343,539.92</u>	<u>\$ 85,743,592.12</u>	<u>\$ 1,934,528.18</u>	<u>\$ 87,678,120.30</u>
AGENCY FUNDS							
01P	Suspense	\$ 20,258,083.96	\$ 17,494,728.91	\$ 19,251,213.58	\$ 18,501,599.29	\$ 293,724.74	\$ 18,795,324.03
01R	Undistributed Receipts	171,482.57	(171,482.57)

RECEIPTS AND DISBURSEMENTS FOR TREASURY FUNDS

	November 1, 2014	November 2014		November 30, 2014		
	Beginning Book Balance	Plus Receipts	Less Disbursements	Ending Book Balance	Outstanding Warrants	Ending Cash Balance
AGENCY FUNDS (Continued)						
01T Local Leasehold Excise Tax	\$ 600,718.09	\$	\$ (4,576,191.12)	\$ 5,176,909.21	\$	\$ 5,176,909.21
034 Local Sales and Use Tax
035 State Payroll Revolving	9,545,342.36	374,549,168.07	368,218,042.93	15,876,467.50	3,309,781.49	19,186,248.99
165 Salary Reduction	3,300,859.60	2,006,609.76	1,434,474.23	3,872,995.13	3,872,995.13
768 Local Real Estate Excise Tax	461,151.11	461,151.11
795 State Investment Board Commingled Monthly Bond
865 State Investment Board Commingled Trust	25,524.35	25,524.35
877 OASI Contribution
TOTAL AGENCY FUNDS	\$ 33,876,486.58	\$ 394,365,699.63	\$ 384,814,215.08	\$ 43,427,971.13	\$ 3,603,506.23	\$ 47,031,477.36
TOTAL TREASURY FUNDS	\$ 2,965,396,989.45	\$ 6,124,292,697.00	\$ 5,156,505,421.14	\$ 3,933,184,265.31	\$ 88,392,585.73	\$ 4,021,576,851.04

RECEIPTS AND DISBURSEMENTS FOR TREASURER'S TRUST FUNDS

	November 1, 2014		November 2014		November 30, 2014	
	Beginning Book Balance	Plus Receipts	Less Disbursements	Ending Book Balance	Outstanding Warrants	Ending Cash Balance
GENERAL FUND						
06N Local Tax Administration	\$	\$	\$	\$	\$	\$
07F Commercial Fisheries Buyback
08B Foster Care Endowed Scholarship Trust	15,300.57	3.82	15,304.39	15,304.39
08E Individual Development Account Program	57,793.16	14.44	200.00	57,607.60	57,607.60
08N State Financial Aid	38,176,357.78	13,944,591.63	11,703,829.73	40,417,119.68	20,045.02	40,437,164.70
08T Transportation Innovative Partnership
10L Health Insurance Partnership
10V Invasive Species Council
10W Family and Medical Leave Enforcement
11M Poet Laureate	115.55	115.55	115.55
11R Hospital Infection Control Grant
12L Outdoor Education and Recreation Prog	42,103.42	42,103.42	42,103.42
12P Geoduck Aquaculture Research	150,000.00	150,000.00	199,010.67	100,989.33	100,989.33
131 Fair	2,106,902.84	527.12	7,872.56	2,099,557.40	285.21	2,099,842.61
132 State Trade Fair
14F Family Leave Insurance	390,041.81	97.46	390,139.27	390,139.27
14N Legislative Oral History	7,370.70	7,370.70	7,370.70
14P Skeletal Human Remains Assistance	378,911.34	6,276.64	372,634.70	372,634.70
15B Food Animal Vet Scholarship
15G Prev/Reduce Owner-Occupied Foreclosure Program
15N Business Assistance
16F Washington State Flag	410.96	410.96	410.96
16K Mortgage Recovery
16R Multiagency Permitting Team	84,516.43	21.12	4,032.90	80,504.65	80,504.65
17R Aerospace Training Student Loan	3,130,240.11	24,390.27	50,400.00	3,104,230.38	3,104,230.38
18C Native Education Public-Private Partnership
18F High School Completion
18G Opportunity Scholarship Match Transfer	354,000.00	354,000.00	354,000.00
18N Damage Prevention
18P Shelter to Housing Project	91,499.87	23,652.06	67,847.81	23,652.06	91,499.87
18V Science, Technology, Engineering and Math Education Lighthouse
19J Universal Communications Services	3,845,810.00	3,845,810.00	3,845,810.00
290 Savings Incentive	3,911,436.65	797.54	3,910,639.11	57.56	3,910,696.67
490 Regional Transportation Investment District
514 Agricultural Conservation Easements
534 Washington Graduate Fellowship Trust	489.80	489.80	489.80
551 Homeless Families Services	124,634.31	124,634.31	124,634.31
552 Conservation Assistance Revolving	482,194.97	482,194.97	129.08	482,324.05
646 Higher Ed Retirement Plan Supplemental Benefit	18,219.57	1,023,449.58	830,000.00	211,669.15	211,669.15
653 Washington Distinguished Professorship Trust

RECEIPTS AND DISBURSEMENTS FOR TREASURER'S TRUST FUNDS

		November 1, 2014	November 2014		November 30, 2014		
		Beginning Book Balance	Plus Receipts	Less Disbursements	Ending Book Balance	Outstanding Warrants	Ending Cash Balance
GENERAL FUND (Continued)							
743	College Faculty Awards Trust	\$ 186.14	\$	\$	\$ 186.14	\$	\$ 186.14
747	Health Professional Loan Repayment & Scholarship Program	3,733,225.69	12,995.45	30,962.35	3,715,258.79	3,715,258.79
748	Higher Education Coord. Board for Innovation and Quality
781	Cross-State Trail	473.10	473.10	473.10
793	Health Insurance Pool
817	Stadium and Exhibition Center Construction
835	Four Year Student Child Care in Higher Education	75,109.02	75,109.02	75,109.02
837	Washington's Promise Scholarship	7.85	7.85	7.85
TOTAL GENERAL FUND		\$ 57,177,351.64	\$ 15,156,090.89	\$ 12,857,034.45	\$ 59,476,408.08	\$ 44,168.93	\$ 59,520,577.01
SPECIAL REVENUE FUNDS							
01F	Crime Victims' Compensation	\$ 4,304,819.35	\$ 50,617.13	\$	\$ 4,355,436.48	\$	\$ 4,355,436.48
025	Pilotage	1,228,552.04	167,482.53	72,089.52	1,323,945.05	88.72	1,324,033.77
03K	Industrial Insurance Premium Refund	3,786,392.27	18,713.35	208,088.71	3,597,016.91	3,410.75	3,600,427.66
04F	Real Estate Education Program	866,813.14	1,796.07	656.25	867,952.96	867,952.96
06H	Oral History, State Library, and Archives	33,409.74	3.00	3,337.82	30,074.92	58.51	30,133.43
06J	Securities Prosecution	570,146.51	925.00	6,289.18	564,782.33	1,649.86	566,432.19
07A	Mortgage Lending Fraud Prosecution	626,361.83	21,483.45	80,378.00	567,467.28	40,189.00	607,656.28
07B	Organ and Tissue Donation Awareness	133,027.32	20,593.14	153,620.46	153,620.46
07E	Contract Harvesting Revolving	9,684,459.11	2,307.31	2,532,667.51	7,154,098.91	7,154,098.91
07J	"Helping Kids Speak"	2,769.67	1,780.33	2,625.00	1,925.00	1,925.00
07K	Special License Plate Applicant Trust
07L	Legislative International Trade	3,721.67	3,721.67	3,721.67
07N	Produce Railcar Pool	90,664.45	22.65	90,687.10	90,687.10
07T	Commemorative Works	3,236.34	0.81	3,237.15	3,237.15
07V	Fish and Wildlife Enforcement Reward	529,692.85	12,121.82	5,134.68	536,679.99	2,288.30	538,968.29
08C	Gonzaga University Alumni Association	4,019.02	2,485.01	3,182.65	3,321.38	3,321.38
08F	Lighthouse Environmental Programs	11,066.97	6,349.00	8,154.99	9,260.98	9,260.98
08J	Prescription Drug Consortium	54,129.73	54,129.73	54,129.73
08L	"Ski & Ride Washington"	4,075.56	3,051.99	3,899.00	3,228.55	3,228.55
08P	State Parks Education and Enhancement	519,936.44	6,995.33	9,091.41	517,840.36	517,840.36
08V	Veterans Stewardship	914,555.91	29,332.99	38,702.79	905,186.11	150.22	905,336.33
08W	"Washington's National Park Fund"	15,150.23	9,384.66	13,304.65	11,230.24	11,230.24
098	Eastern Washington Pheasant Enhancement	535,393.39	18,196.67	65,619.89	487,970.17	23,493.57	511,463.74
09A	We Love Our Pets	11,437.90	3,514.00	4,909.33	10,042.57	10,042.57
09B	Boating Safety Education Certification	655,254.02	7,204.50	161,325.43	501,133.09	330.00	501,463.09
09J	Washington Coastal Crab Pot Buoy Tag	79,729.41	33,003.75	148.73	112,584.43	112,584.43
09K	Life Sciences Discovery	23,644,521.47	6,028.86	1,173,488.56	22,477,061.77	162,066.88	22,639,128.65
09L	Nursing Resource Center	55,219.69	38,525.00	924.30	92,820.39	140.00	92,960.39
10F	"Share the Road"	26,880.03	6,318.67	9,979.65	23,219.05	23,219.05

RECEIPTS AND DISBURSEMENTS FOR TREASURER'S TRUST FUNDS

	November 1, 2014	November 2014		November 30, 2014		
	Beginning Book Balance	Plus Receipts	Less Disbursements	Ending Book Balance	Outstanding Warrants	Ending Cash Balance
SPECIAL REVENUE FUNDS (Continued)						
11A Employment Training Finance	\$ 1,286,388.05	\$ 18,009.01	\$ 20,093.00	\$ 1,284,304.06	\$	\$ 1,284,304.06
11J Electronic Products Recycling	333,724.93	71,271.00	5,895.02	399,100.91	50.63	399,151.54
11P Large On-Site Sewage Systems
11V Veteran Estate Management	8,394.94	32,267.17	29,432.71	11,229.40	11,229.40
126 Agricultural Local	14,996,617.26	1,499,607.50	1,920,538.17	14,575,686.59	48,230.57	14,623,917.16
128 Grain Inspection Revolving	5,838,395.63	(17,473.77)	734,950.60	5,085,971.26	1,132.34	5,087,103.60
12E Assisted Living Facility Management	586,571.41	(17,534.58)	604,105.99	604,105.99
12F Manufactured/Mobile Home Dispute Resol	2,039,114.11	78,564.13	44,392.44	2,073,285.80	2,073,285.80
12G Rockfish Research	549,799.13	2,720.00	49,323.84	503,195.29	503,195.29
12H Uniformed Service Shared Leave Pool	657,682.08	1,170.00	658,852.08	658,852.08
12N Get Ready For Math & Science Schlarshp	34,571.02	4,164.37	4,302.00	34,433.39	34,433.39
133 Children's Trust	268,093.18	3,451.61	9,779.87	261,764.92	261,764.92
14E Washington State Heritage Center	730,857.22	269,549.15	272,961.11	727,445.26	62,467.67	789,912.93
14J Ambulatory Surgical Facility	106,776.49	84,113.08	23,039.45	167,850.12	167,850.12
14W Reduced Cigarette Ignition Propensity	352,116.95	4,838.33	2,185.74	354,769.54	350.00	355,119.54
151 Chief Joseph Recreation Development	6.35	6.35	6.35
15A Transitional Housing Oper & Rent	3,820,301.35	224,372.00	3,595,929.35	3,595,929.35
15L Annual Property Revaluation Grant
15T Broadband Mapping	(210,002.70)	238,482.91	28,480.29	(0.08)	1,500.00	1,499.92
15V Funeral and Cemetery	629,920.93	9,950.40	60,025.07	579,846.26	602.97	580,449.23
15W Guaranteed Asset Protection Waiver	17,000.00	17,000.00	17,000.00
163 Worker and Community Right to Know	3,503,926.12	29,287.55	173,759.78	3,359,453.89	1,282.53	3,360,736.42
169 Horse Racing Commission Operating	812,825.26	92,587.53	78,594.41	826,818.38	11,381.27	838,199.65
16B Landscape Architects' License	191,603.34	11,780.00	12,216.35	191,166.99	24.26	191,191.25
16E Spec Forest Products Outreach/Education	748.58	748.58	748.58
16G Universal Vaccine Purchase	5,503,301.33	4,188,505.57	2,854,497.09	6,837,309.81	6,837,309.81
16H Columbia River Salmon/Steelhead Stamp	1,644,876.29	23,253.50	162,453.32	1,505,676.47	1,505,676.47
16L Accessible Communities	395,061.38	11,186.76	3,903.37	402,344.77	402,344.77
16N Disabled Veterans Assistance
16T Product Stewardship Programs	213,176.38	213,176.38	213,176.38
17H WA Global Health Technologies Product Development	2.06	2.06	2.06
17L Foreclosure Fairness	2,776,630.39	175,750.00	339,203.46	2,613,176.93	160.30	2,613,337.23
17M Individual-Based/Portable Background Check Clearance	280,089.29	12,010.00	23,373.53	268,725.76	519.00	269,244.76
17V Volunteer Firefighters	5,740.00	1,904.00	3,276.00	4,368.00	4,368.00
180 Local Government Administrative Hearings	174,907.73	7,559.99	167,347.74	167,347.74
189 Clarke-McNary
18A Investing In Innovation	1,227,434.64	24,061.10	1,203,373.54	1,203,373.54
18E Educator Certification Processing	475,994.51	813,987.78	170,712.77	1,119,269.52	77.00	1,119,346.52
18M Music Matters Awareness	4,909.33	3,593.33	4,265.33	4,237.33	4,237.33
18R Seattle Sounders FC	5,733.50	2,529.33	8,262.83	8,262.83

RECEIPTS AND DISBURSEMENTS FOR TREASURER'S TRUST FUNDS

	November 1, 2014		November 2014		November 30, 2014		
	Beginning Book Balance		Plus Receipts	Less Disbursements	Ending Book Balance	Outstanding Warrants	Ending Cash Balance
SPECIAL REVENUE FUNDS (Continued)							
190 Forest Fire Protection Assessment	\$ 3,662,253.31	\$	(5.15)	\$ (813,940.20)	\$ 4,476,188.36	\$ 21,868.08	\$ 4,498,056.44
193 State Forest Nursery Revolving	1,375,848.66		8.17	83,217.35	1,292,639.48	1,460.76	1,294,100.24
195 Energy	0.22				0.22		0.22
197 Statute Law Committee Publications	848,433.61		29,310.64	12,933.01	864,811.24		864,811.24
198 Access Road Revolving	2,732,478.50		621.69	(999,497.64)	3,732,597.83	13,942.25	3,746,540.08
19B School for the Blind	710,175.50		4,611.78	182,827.69	531,959.59	1,124.00	533,083.59
19E 4-H Program	307.00		420.00	532.00	195.00		195.00
19F Seattle Seahawks	32,115.99		23,361.32		55,477.31		55,477.31
19H Center for Childhood Deafness and Hearing Loss	13,061.83		7,136.40		20,198.23		20,198.23
19M Seattle University							
19W Wolf-Livestock Conflict	250,000.00				250,000.00		250,000.00
205 Mobile Home Park Relocation	992,781.48		33,943.04	5,693.20	1,021,031.32		1,021,031.32
206 Cost of Supervision	400,475.13		101,719.26	191,463.38	310,731.01	195.38	310,926.39
209 Regional Fisheries Enhancement Group	1,589,483.64		23,622.65	76,295.23	1,536,811.06		1,536,811.06
20A State Flower	1,120.00		(140.00)		980.00		980.00
210 Fire Protection Contractor License	533,866.36		82,110.33	52,949.94	563,026.75	823.13	563,849.88
213 Veterans' Emblem	24,532.45		406.00	3,450.00	21,488.45	2,950.00	24,438.45
214 Temporary Worker Housing	121,554.37		326.00	402.76	121,477.61		121,477.61
219 Air Operating Permit	192,892.09			18,928.26	173,963.83	661.85	174,625.68
225 Fingerprint Identification	4,408,150.40		785,629.21	786,145.79	4,407,633.82	289,161.88	4,696,795.70
259 Coastal Crab	94,149.04		3,860.00	6,234.21	91,774.83		91,774.83
274 Adult Family Home	796,614.60			(11,952.48)	808,567.08		808,567.08
281 Impaired Driving Safety	64,971.29		121,432.50		186,403.79		186,403.79
283 Juvenile Accountability Incentive	475,273.91		131.33	25,634.00	449,771.24		449,771.24
294 Sea Cucumber Dive Fishery	2,981.82				2,981.82		2,981.82
295 Sea Urchin Dive Fishery	1,467.06				1,467.06		1,467.06
297 Pipeline Safety	68,163.28		35,896.88	146,218.14	(42,157.98)	36.64	(42,121.34)
298 Geologists'	457,718.05		11,445.00	21,530.25	447,632.80	449.49	448,082.29
300 Financial Services Regulation	15,889,376.73		1,798,310.35	1,887,381.38	15,800,305.70	10,169.20	15,810,474.90
320 Puget Sound Crab Pot Buoy Tag	34,167.96		(1,007.50)		33,160.46		33,160.46
328 Crim Justice Training Commis Firing Range Maintenance	30,078.00				30,078.00		30,078.00
416 Surplus and Donated Food Commodities Revolving	2,790,891.83		1,401,789.87	1,598,831.66	2,593,850.04		2,593,850.04
424 Anti-Trust Revolving	1,541,994.70			238,072.98	1,303,921.72		1,303,921.72
480 Financial Education Public-Private Partnership	17,865.01			(9,767.18)	27,632.19	1,231.12	28,863.31
485 Horse Racing Owners' Bonus/Breeder Awards	542,584.93		367,026.50	884,307.34	25,304.09	271,185.49	296,489.58
495 Toll Collection	9,982,916.91		9,800,179.25	9,387,740.16	10,395,356.00	26,001.43	10,421,357.43
496 Future Teachers Conditional Scholarship	2,517,771.61		25,741.63	14,633.06	2,528,880.18	4,761.00	2,533,641.18
497 Horse Racing Commission Class C Purse Fund	66,980.17		5,153.29		72,133.46		72,133.46
498 Washington State Council of Fire Fighters Benevolent	13,354.39		7,403.64	10,773.01	9,985.02		9,985.02
499 Law Enforcement Memorial	44,926.70		18,337.63	26,352.64	36,911.69		36,911.69

RECEIPTS AND DISBURSEMENTS FOR TREASURER'S TRUST FUNDS

	November 1, 2014		November 2014		November 30, 2014		
	Beginning Book Balance		Plus Receipts	Less Disbursements	Ending Book Balance	Outstanding Warrants	Ending Cash Balance
SPECIAL REVENUE FUNDS (Continued)							
501 Liquor Revolving	\$ 26,785,902.91		\$ 6,544,324.52	\$ 2,399,420.31	\$ 30,930,807.12	\$ 112,020.30	\$ 31,042,827.42
503 Tuition Recovery	4,056,695.36		11,167.84	780.02	4,067,083.18	305.00	4,067,388.18
515 DNA Data Base	938,246.73		37,333.99	36,293.57	939,287.15	36,293.57	975,580.72
516 Fruit and Vegetable Inspection	4,075,434.10		1,327,174.66	1,276,430.21	4,126,178.55	109,592.30	4,235,770.85
536 Federal Food Service Revolving	2,211,110.08		4,273,449.77	4,286,939.50	2,197,620.35	20,449.95	2,218,070.30
553 Performance Audits of Government	6,975,154.48		1,262,196.29	948,285.08	7,289,065.69	1,170.59	7,290,236.28
561 Community Technical College Innovation	27,852,419.02		548,946.67	297,323.96	28,104,041.73	28,104,041.73
687 Rural Rehabilitation	266,301.79		66.54	266,368.33	266,368.33
688 Federal Local Rail Service Assistance	76,785.05		32.04	76,817.09	76,817.09
731 Child Care Facility Revolving	897,419.14		17,866.11	11,981.55	903,303.70	903,303.70
732 Nursing Home Civil Penalties	933,174.60	933,174.60	933,174.60
746 Hanford Area Economic Investment	103,857.76		595.80	104,453.56	104,453.56
749 Governor's Interagency Committee of State Employed Women	41,074.61		300.00	200.00	41,174.61	41,174.61
761 Basic Health Plan Subscription	263,774.13	263,774.13	263,774.13
763 Center for the Improvement of Student Learning	35,218.48	(2,411.20)	37,629.68	37,629.68
773 Commission on Higher Ed Prof Student Ex Program	51,200.00	51,200.00	51,200.00
774 University of Washington License Plate	188,015.17		16,414.99	204,430.16	204,430.16
776 Washington State University License Plate	100,730.01		35,998.69	100,730.01	35,998.69	35,998.69
778 Western Washington University License Plate	10,789.34		1,638.00	12,427.34	12,427.34
779 Eastern Washington University License Plate	33,942.20		1,878.32	35,820.52	35,820.52
780 School Zone Safety Account	98,181.79		47,063.22	620.99	144,624.02	144,624.02
783 Central Washington University License Plate	7,121.33		1,229.67	8,351.00	8,351.00
784 Miscellaneous Transportation Programs	(4,739,319.73)		22,955,223.31	21,660,214.50	(3,444,310.92)	602,832.18	(2,841,478.74)
786 The Evergreen State College License Plate	7,378.37		252.00	7,630.37	7,630.37
789 Advanced Environmental Mitigation Revolving	1,688,237.33		2,276.49	1,690,513.82	1,690,513.82
816 Stadium and Exhibition Center	37,073,724.50		855,698.35	37,929,422.85	37,929,422.85
821 Impaired Physician	265,212.05		106,000.00	136,990.17	234,221.88	600.00	234,821.88
823 Livestock Nutrient Management	50,647.92	(400.00)	51,047.92	51,047.92
833 Developmental Disabilities Endowment Trust	1,179,321.74		214,021.47	69,214.01	1,324,129.20	1,324,129.20
834 Capitol Furnishings Preservation Committee	65,904.74		25.06	65,929.80	65,929.80
878 Federal Forest Revolving	889.51		0.22	889.73	889.73
880 Advance Right-of-Way Revolving	6,716,180.24		233,691.75	100.07	6,949,771.92	100.00	6,949,871.92
884 Gambling Revolving	3,322,535.17		777,825.88	1,099,271.83	3,001,089.22	29,836.15	3,030,925.37
885 Plumbing Certificate	337,815.24		56,093.19	64,669.04	329,239.39	20.60	329,259.99
892 Pressure Systems Safety	1,168,719.22		143,200.44	165,652.26	1,146,267.40	1,038.90	1,147,306.30
TOTAL SPECIAL REVENUE FUNDS	\$ 274,122,297.43		\$ 62,296,064.25	\$ 58,053,807.10	\$ 278,364,554.58	\$ 1,921,925.59	\$ 280,286,480.17
PERMANENT FUNDS							
842 American Indian Scholarship Endowment	\$ 294,368.61		\$ 73.56	\$	\$ 294,442.17	\$	\$ 294,442.17

RECEIPTS AND DISBURSEMENTS FOR TREASURER'S TRUST FUNDS

		November 1, 2014	November 2014		November 30, 2014		
		Beginning Book Balance	Plus Receipts	Less Disbursements	Ending Book Balance	Outstanding Warrants	Ending Cash Balance
PERMANENT FUNDS (Continued)							
852	Foster Care Scholarship Endowment	\$ 3,607.67	\$ 0.90	\$	\$ 3,608.57	\$	\$ 3,608.57
TOTAL PERMANENT FUNDS		\$ 297,976.28	\$ 74.46	\$	\$ 298,050.74	\$	\$ 298,050.74
ENTERPRISE FUNDS							
413	Municipal Revolving	\$ 4,320,278.21	\$ 1,509,344.30	\$ 1,809,853.39	\$ 4,019,769.12	\$ 11,637.13	\$ 4,031,406.25
442	Legislative Gift Center	59,488.12	9,870.96	13,550.37	55,808.71	55,808.71
445	Self-Insured Emplr Overpymt Reimb	663,306.07	663,306.07	663,306.07
446	Industrial Insurance Rainy Day Fund
449	Certificates of Participation and Other Financing - Local	105,804.12	303,964.47	303,964.47	105,804.12	303,964.47	409,768.59
470	Imaging	206,034.98	26,384.66	32,619.31	199,800.33	199,800.33
477	Lottery Investment	0.01	0.01	0.01
543	Judicial Information Systems	21,591,187.53	1,560,410.12	2,083,839.25	21,067,758.40	110,077.68	21,177,836.08
544	Pollution Liability Insurance Program Trust	27,625,051.39	2,650.94	531,320.99	27,096,381.34	1,350.00	27,097,731.34
545	Heating Oil Pollution Liability Trust	35,260.67	350.00	22,633.64	12,977.03	1,650.00	14,627.03
788	Advanced College Tuition Payment Program	8,825,771.10	13,137,459.64	21,723,313.09	239,917.65	2,213,470.87	2,453,388.52
TOTAL ENTERPRISE FUNDS		\$ 63,432,182.20	\$ 16,550,435.09	\$ 26,521,094.51	\$ 53,461,522.78	\$ 2,642,150.15	\$ 56,103,672.93
INTERNAL SERVICE FUNDS							
12V	PEBB Medical Benefits Admin	\$	\$	\$	\$	\$	\$
411	Natural Resources Equipment	1,252,012.14	4,645.18	(428,532.96)	1,685,190.28	49,247.92	1,734,438.20
419	Data Processing Revolving	8,333,434.64	12,088,553.70	14,369,559.70	6,052,428.64	212,097.90	6,264,526.54
421	Education Technology Revolving	8,819,469.22	3,069,188.00	2,506,381.03	9,382,276.19	9,382,276.19
422	General Administration Services	6,143,300.94	13,265,405.00	11,685,396.68	7,723,309.26	121,707.06	7,845,016.32
436	OFM Labor Relations Service	2,781,762.39	259,209.83	2,522,552.56	2,522,552.56
438	Uniform Dental Plan Benefits Administration	6,797.09	472,186.00	475,016.72	3,966.37	3,966.37
439	Uniform Medical Plan Benefits Administration	62,921.95	4,450,185.00	3,590,449.64	922,657.31	922,657.31
444	Fish & Wildlife Equipment	274,511.60	111,046.42	41,338.85	344,219.17	300.00	344,519.17
453	Minority and Women's Business Enterprises	524,082.78	289,019.91	148,304.83	664,797.86	647.91	665,445.77
471	State Patrol Nonappropriated Airplane Revolving	409,798.92	46,764.31	363,034.61	25,830.00	388,864.61
546	Risk Management	(1,174,109.27)	449,745.05	243,095.89	(967,460.11)	844.38	(966,615.73)
547	Liability	100,988,134.38	20,328.41	2,385,958.69	98,622,504.10	374,056.70	98,996,560.80
721	Public Employees' and Retirees' Insurance	298,757,759.02	118,151,398.08	106,885,681.95	310,023,475.15	1,482,616.25	311,506,091.40
730	Public Employees' and Retirees' Insurance Reserve	143,157,648.70	33,167.01	143,190,815.71	143,190,815.71
739	Certificates of Participation and Other Financing - State	418,303.35	5,960,824.33	3,130,147.10	3,248,980.58	3,248,980.58
TOTAL INTERNAL SERVICE FUNDS		\$ 570,755,827.85	\$ 158,365,692.09	\$ 145,338,772.26	\$ 583,782,747.68	\$ 2,267,348.12	\$ 586,050,095.80
PRIVATE PURPOSE FUNDS							
196	Unclaimed Personal Property	\$ 2,796,737.24	\$ 815,337.59	\$ 3,463,799.30	\$ 148,275.53	\$ 3,184,032.54	\$ 3,332,308.07
738	Department of Social and Health Services Trust	53,654.52	53,654.52	53,654.52
TOTAL PRIVATE PURPOSE FUNDS		\$ 2,850,391.76	\$ 815,337.59	\$ 3,463,799.30	\$ 201,930.05	\$ 3,184,032.54	\$ 3,385,962.59

RECEIPTS AND DISBURSEMENTS FOR TREASURER'S TRUST FUNDS

	November 1, 2014	November 2014		November 30, 2014		
	Beginning Book Balance	Plus Receipts	Less Disbursements	Ending Book Balance	Outstanding Warrants	Ending Cash Balance
AGENCY FUNDS						
16C Real Estate/Property Tax Admin Assistance	\$ 55,667.50	\$ 47,182.50	\$ 55,667.50	\$ 47,182.50	\$	\$ 47,182.50
17A County Enhanced 911 Excise Tax	5,323,762.14	6,197,802.00	5,759,604.71	5,761,959.43	5,761,959.43
525 Washington State Combined Fund Drive	548,730.72	423,956.38	(17,594.60)	990,281.70	16,642.67	1,006,924.37
660 Natural Resources Deposit	8,445,697.97	25,439,502.05	20,142,947.82	13,742,252.20	91,694.52	13,833,946.72
734 Centennial Document Preservation and Modernization	964,377.25	245,544.60	1,209,921.85	1,209,921.85
737 High Occupancy Vehicle
757 Maritime Historic Restoration and Preservation	2,302.71	101.00	2,403.71	2,403.71
797 Local Tourism Promotion	807,766.00	185,261.25	796,225.75	196,801.50	196,801.50
TOTAL AGENCY FUNDS	\$ 16,148,304.29	\$ 32,539,349.78	\$ 26,736,851.18	\$ 21,950,802.89	\$ 108,337.19	\$ 22,059,140.08
TOTAL TREASURER'S TRUST FUNDS	\$ 984,784,331.45	\$ 285,723,044.15	\$ 272,971,358.80	\$ 997,536,016.80	\$ 10,167,962.52	\$ 1,007,703,979.32

INVESTMENT STATEMENT & INVESTMENT INTEREST INCOME AND CAPITAL GAINS

INVESTMENT STATEMENT

Fund / Account	November 1, 2014	Purchased	Maturities & Sales	Amortization	November 30, 2014
Treasury & Treasurer's Trust					
Investments (trade date basis)	\$ 3,955,733,545.30	\$ 2,331,120,392.29	\$ 1,290,197,407.77	\$ (713,020.05)	\$ 4,995,943,509.77
Reverse Repurchase Agreements
Purchased Accrued Interest	559,553.33	579,055.14	419,432.97	719,175.50
Total Treasury & Treasurer's Trust	\$ 3,956,293,098.63	\$ 2,331,699,447.43	\$ 1,290,616,840.74	\$ (713,020.05)	\$ 4,996,662,685.27
Local Government Investment Pool					
Investments (trade date basis)	\$ 10,156,788,562.04	\$ 14,390,460,169.43	\$ 14,021,027,275.71	\$ 434,300.58	\$ 10,526,655,756.34
Reverse Repurchase Agreements
Purchased Accrued Interest	2,108.33	2,108.33
Total Local Government Investment Pool	\$ 10,156,788,562.04	\$ 14,390,462,277.76	\$ 14,021,029,384.04	\$ 434,300.58	\$ 10,526,655,756.34
Total All Accounts	\$ 14,113,081,660.67	\$ 16,722,161,725.19	\$ 15,311,646,224.78	\$ (278,719.47)	\$ 15,523,318,441.61

INVESTMENT INTEREST INCOME AND CAPITAL GAINS CURRENT MONTH AND FISCAL YEAR TO DATE COMPARISON

Fund / Account	November 2014	November 2013	Fiscal Year 2015	Fiscal Year 2014
Treasury & Treasurer's Trust				
Cash	\$ 2,760,095.53	\$ 2,011,364.93	\$ 13,768,543.49	\$ 11,155,612.19
Custody Bank Fees	(4,615.80)	(4,615.81)	(23,078.64)	(22,963.62)
Other Bank Fees	(8,067.83)	(15,664.11)	(63,719.85)	(72,646.01)
Amortization	(713,020.05)	(1,042,980.46)	(4,094,251.11)	(4,670,419.56)
Accrued Interest	137,105.88	414,976.20	905,849.97	485,712.43
Gains and Losses	118,416.92	93,391.61	939,370.08	1,258,589.96
Total Treasury & Treasurer's Trust	\$ 2,289,914.65	\$ 1,456,472.36	\$ 11,432,713.94	\$ 8,133,885.39
Local Government Investment Pool				
Cash	\$ 347,366.37	\$ 507,260.97	\$ 2,131,987.06	\$ 2,680,220.58
Amortization	434,300.58	470,358.84	2,093,187.08	2,400,915.14
Accrued Interest	61,805.89	(29,961.12)	(101,133.91)	(124,004.61)
Gains and Losses	36,007.63	76,320.32	209,459.82	472,603.19
Total Local Government Investment Pool	\$ 879,480.47	\$ 1,023,979.01	\$ 4,333,500.05	\$ 5,429,734.30
Total All Accounts	\$ 3,169,395.12	\$ 2,480,451.37	\$ 15,766,213.99	\$ 13,563,619.69

JAMES L. McINTIRE
STATE TREASURER
PO BOX 40200
OLYMPIA WA 98504-0200

