



**Washington State
Treasurer's
Monthly Report**

November 2015



**JAMES L. McINTIRE
State Treasurer**

In accordance with the Americans with Disabilities Act, this publication will be made available in alternate formats upon request to the Office of the State Treasurer, Legislative Building, 2nd Floor, Olympia, Washington 98504-0200, telephone (360) 902-9000, fax (360) 902-9037 or TTY Users Call: 7-1-1.
Web Site: <http://tre.wa.gov>.

TABLE OF CONTENTS

	<i>Page</i>
State Treasurer’s Letter	1
General Fund	2
Treasury, Treasurer’s Trust and Local Government Investment Pool Flow Chart	3
Treasury & Treasurer’s Trust, Treasury and Treasurer’s Trust Charts	4
General Fund and Local Government Investment Pool Charts	5
Receipts and Disbursements for the State Treasury	6
Receipts and Disbursements for Trust Funds	16
Investment Statement & Investment Interest Income and Capital Gains	23



JAMES L. McINTIRE,
State Treasurer

State of Washington
Office of the Treasurer
Legislative Building
P.O. Box 40200
Olympia, Washington 98504-0200

(360) 902-9000 • TTY 7-1-1
FAX (360) 902-9037
Home Page <http://tre.wa.gov>

Fellow Washingtonians,

I am pleased to report on the operations of the Office of the State Treasurer for the month of November 2015. At the close of the month, the Treasury & Treasurer's Trust book balance was \$4.9 billion with investment earnings distributed for the month of \$2.6 million.

Sincerely,

A handwritten signature in cursive script that reads "James L. McIntire".

James L McIntire
Washington State Treasurer

GENERAL FUND

GENERAL FUND CURRENT MONTH AND FISCAL YEAR TO DATE COMPARISON (In Millions)

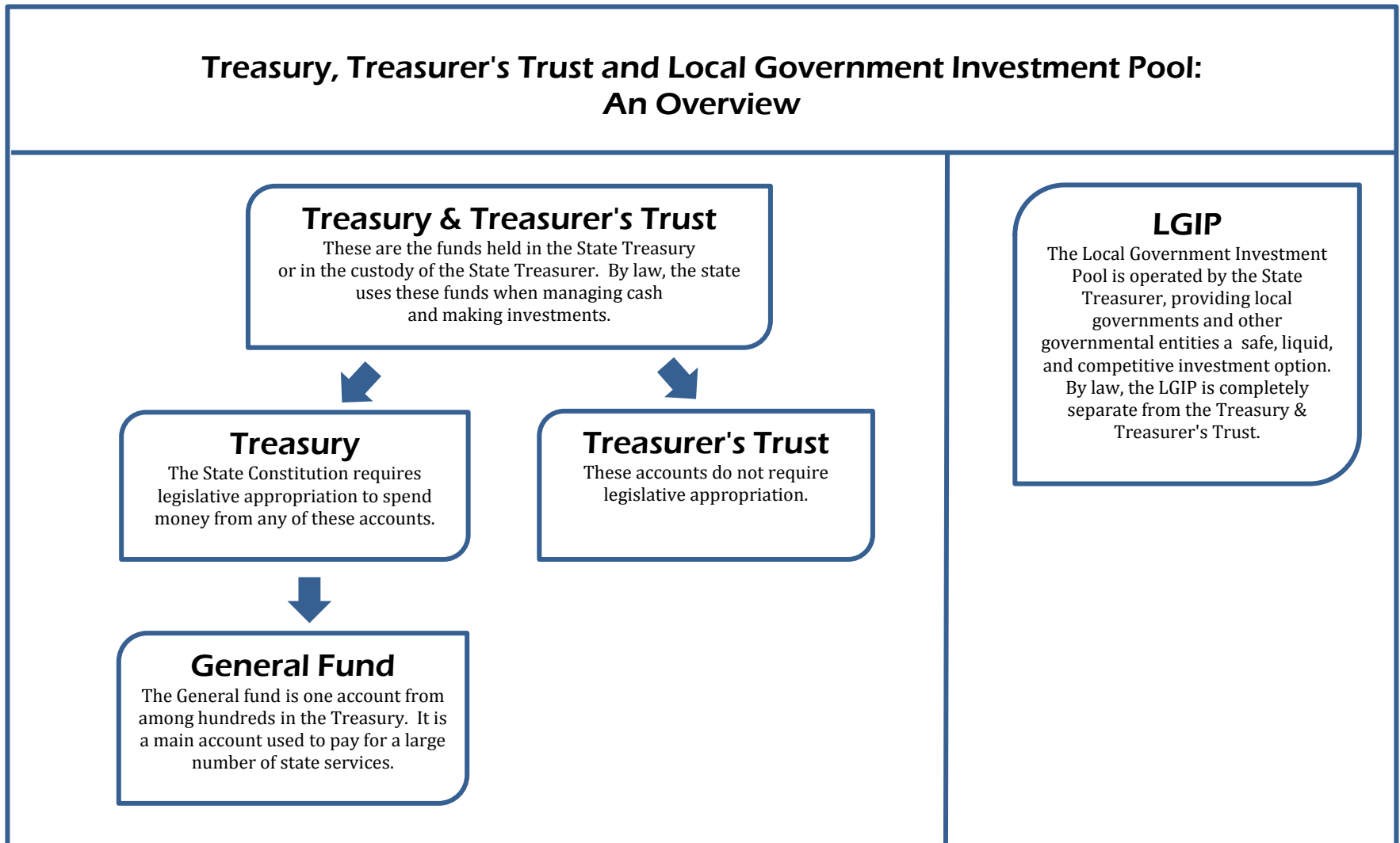
	Month of November		Fiscal Year to Date	
	2015	2014	2016	2015
Beginning Book Balance	\$ 642.810	\$ (764.499)	\$ 1,001.142	\$ 401.227
Cash Revenue	1,799.018	2,681.420	11,074.226	11,272.955
Other Cash Receipts	408.889	372.311	3,135.282	2,587.833
Total Cash Receipts	<u>\$ 2,207.907</u>	<u>\$ 3,053.731</u>	<u>\$ 14,209.508</u>	<u>\$ 13,860.788</u>
Total Cash Disbursements	<u>\$ 2,444.470</u>	<u>\$ 1,945.506</u>	<u>\$ 14,804.403</u>	<u>\$ 13,918.289</u>
Ending Book Balance	<u>\$ 406.247</u>	<u>\$ 343.726</u>	<u>\$ 406.247</u>	<u>\$ 343.726</u>
Cash Revenue				
Bond Retirement & Interest	\$ 0.000	\$ 0.000	\$ (0.177)	\$ (0.146)
Secretary of State	2.223	2.566	13.752	13.097
Department of Revenue:				
Retail Sales Tax	256.785	727.094	3,189.078	3,501.504
Business & Occupation Tax	169.123	302.918	1,356.922	1,463.953
Compensating Tax	27.212	47.399	241.384	251.098
Cigarette Tax	34.381	32.077	133.151	172.928
Public Utility Tax	11.529	35.181	130.296	149.122
Various Other Revenue	79.249	63.055	279.308	272.949
Insurance Commission	2.507	3.765	131.689	137.975
Liquor Control Board	2.107	2.675	18.345	27.303
Department of Licensing:				
Excise Tax – Other	0.011	0.010	0.071	0.069
Various Other Revenue	0.233	0.225	5.055	5.386
Department of Social & Health Services	7.898	6.894	36.348	42.668
Universities & Colleges	0.000	0.001	0.000	0.001
Treasurer's Transfers	0.109	0.169	(65.344)	(62.008)
Counties:				
Property Tax	736.659	729.738	810.876	801.876
Real Estate Excise Tax	57.082	56.569	391.329	318.083
Various Other Revenue	5.708	5.819	25.712	25.545
Federal Grants-In-Aid (All Agencies)	425.369	627.981	4,214.540	3,956.426
Revenues Distributed to Local Governments	(0.267)	(0.258)	(1.320)	(1.285)
Other Agencies' Cash Revenue	(18.900)	37.542	163.211	196.411
Total Cash Revenue	<u>\$ 1,799.018</u>	<u>\$ 2,681.420</u>	<u>\$ 11,074.226</u>	<u>\$ 11,272.955</u>

Source: Agency Financial Reporting System (AFRS).

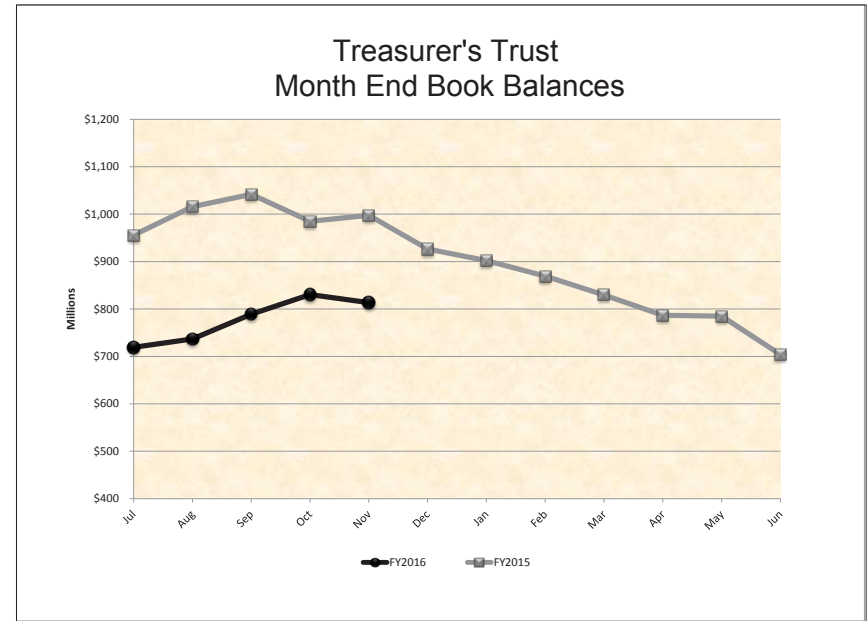
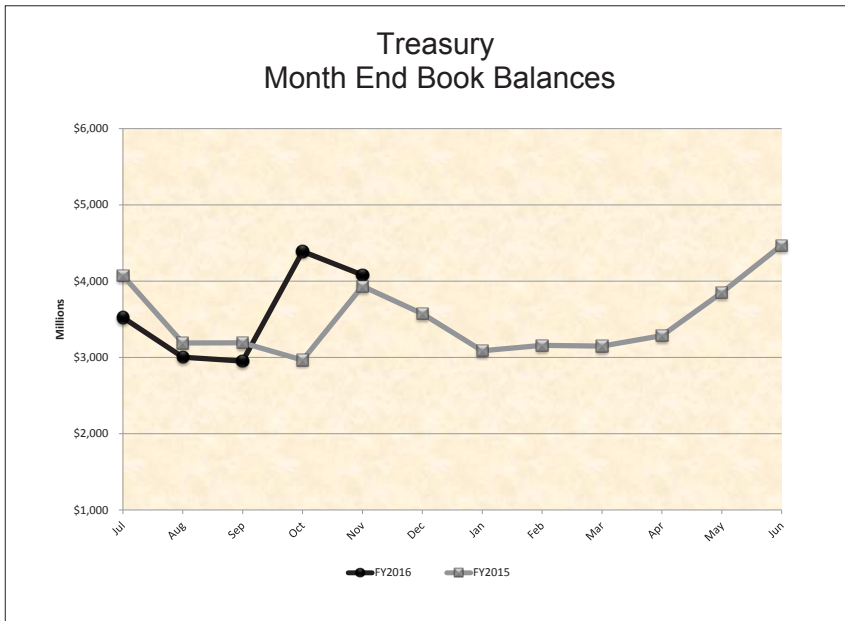
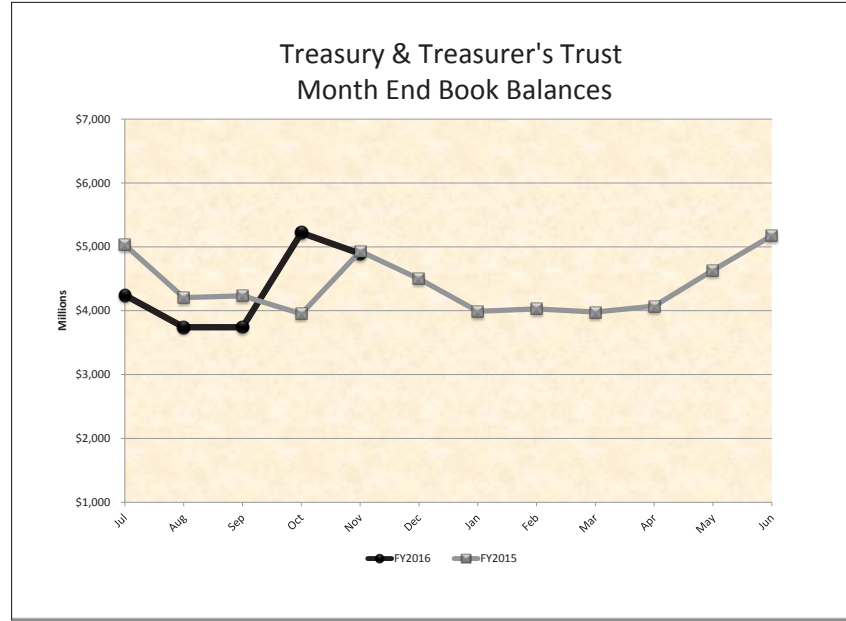
TREASURY, TREASURER'S TRUST AND LGIP FLOW CHART

The State Treasurer is charged with the cash management of public funds, which includes two categories of state funds and accounts: (1) funds and accounts located in the state treasury, which are subject to legislative appropriation; and (2) Treasurer's trust funds, which are accounts placed in the custody of the State Treasurer, and not typically subject to legislative appropriation. Funds within these accounts are comingled for investment and cash management purposes.

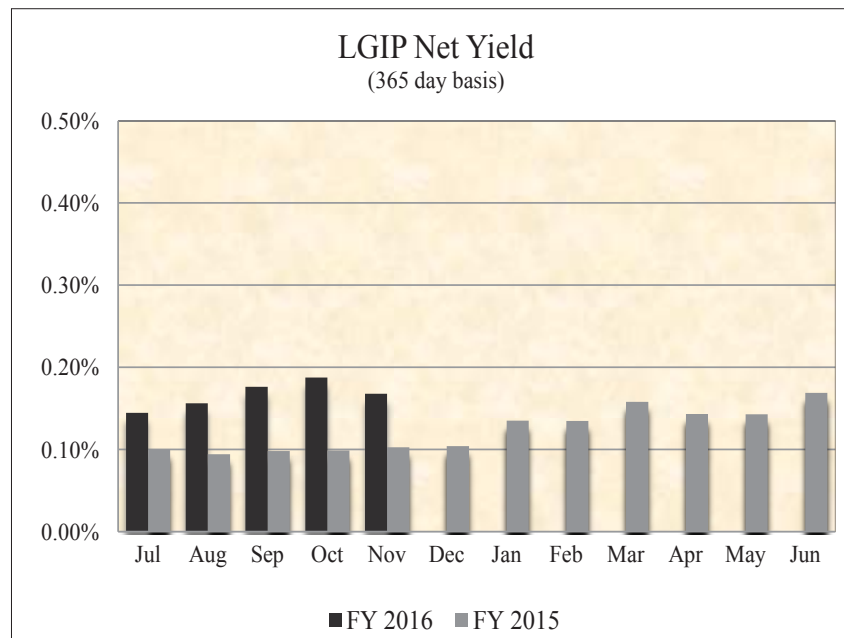
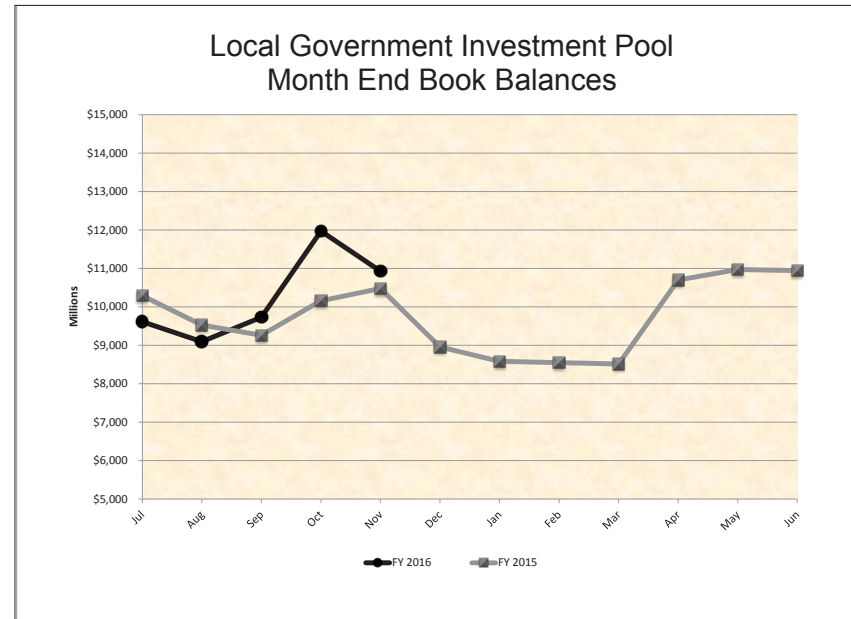
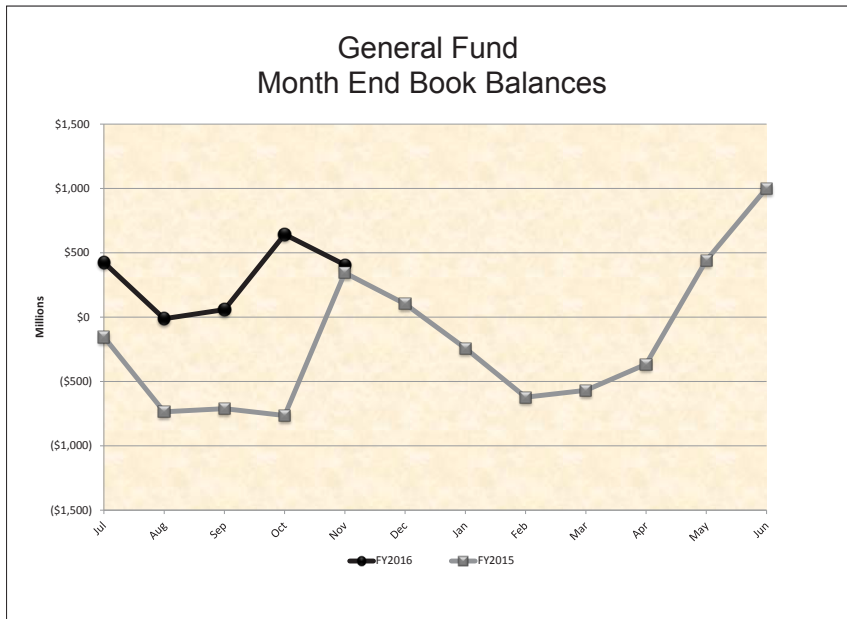
This flow chart describes the structure of the Treasury and Treasurer's Trust Accounts. Month end balances of these accounts are shown on pages 4 and 5.



TREASURY & TREASURER'S TRUST AND TREASURY AND TREASURER'S TRUST CHART



GENERAL FUND AND LOCAL GOVERNMENT INVESTMENT POOL CHARTS



RECEIPTS AND DISBURSEMENTS FOR TREASURY FUNDS

	November 1, 2015		November 2015		November 30, 2015		
	Beginning Book Balance		Plus Receipts	Less Disbursements	Ending Book Balance	Outstanding Warrants	Ending Cash Balance
GENERAL FUND							
001 General	\$ 642,810,173.36	\$	\$ 2,207,906,826.79	\$ 2,444,470,002.75	\$ 406,246,997.40	\$ 26,947,099.96	\$ 433,194,097.36
018 Millersylvania Park Current	5,210.50				5,210.50		5,210.50
01E Geothermal	159.89				159.89		159.89
01N Institutional Impact	19,144.72				19,144.72		19,144.72
02P Flood Control Assistance	2,438,398.49			50,543.65	2,387,854.84	46.00	2,387,900.84
031 State Investment Board Expense	2,323,975.34		1,685,378.21	1,581,983.09	2,427,370.46	13,771.89	2,441,142.35
032 State Emergency Water Projects Revolving	221,616.92				221,616.92		221,616.92
03A Excess Earnings							
03L County Criminal Justice Assistance	1,533,189.22		2,159.16	108,878.42	1,426,469.96	1,509.77	1,427,979.73
03M Municipal Criminal Justice Assistance	298,763.77		796.35	26,485.39	273,074.73	569.30	273,644.03
04L Public Health Services	6.14				6.14		6.14
051 State and Local Improvements Revolving	93,108.83				93,108.83		93,108.83
055 State & Local Improve Revolving (Waste Disp Facilities, 1980)	2,639.01				2,639.01		2,639.01
05C Criminal Justice Treatment	10,253,678.98		8,138.14	523,018.14	9,738,798.98	67,322.81	9,806,121.79
05M Tourism Development and Promotion							
070 Outdoor Recreation	894,426.28			104,108.05	790,318.23	471.87	790,790.10
072 State & Local Improve Revolving (Water Supply Facilities)	858,439.65			47,327.40	811,112.25		811,112.25
09C Farmlands Preservation	1,107,478.25			5,048.71	1,102,429.54		1,102,429.54
09G Riparian Protection	742,395.10			16,013.90	726,381.20		726,381.20
09R Economic Development Strategic Reserve	2,862,892.54		549,209.53	204,483.25	3,207,618.82		3,207,618.82
10K Veterans Innovation Program	103,740.40				103,740.40		103,740.40
10P Columbia River Basin Water Supply Development	14,741,531.90		2,888.14	620,397.79	14,124,022.25		14,124,022.25
10R Energy Freedom	1,594,032.20		306.32	38,123.65	1,556,214.87	138.46	1,556,353.33
10T Hood Canal Aquatic Rehabilitation Bond	(2,541.81)				(2,541.81)		(2,541.81)
11F Reinvesting in Youth	5.98				5.98		5.98
11N Heritage Barn Preservation							
11W Water Quality Capital	34,227.10				34,227.10		34,227.10
125 Site Closure	27,182,992.75		13,734.08	16,274.95	27,180,451.88	893.60	27,181,345.48
12B Green Energy Incentive							
12J Boating Activities	10,000.00				10,000.00		10,000.00
12K Puget Sound Scientific Research							
12R Independent Youth Housing							
12W Veterans Conservation Corps							
14B Budget Stabilization	527,087,034.54		99,911.99	7,575,177.24	519,611,769.29	22,095.91	519,633,865.20
14C Puget Sound Recovery							
14H Community Preservation & Development Auth	8,750.00				8,750.00		8,750.00
14L Streamlined Sales & Use Tax Mitigation	20,495,335.48				20,495,335.48		20,495,335.48
15C WA Community Tech Opportunity							
15F Local Public Safety Enhancement							
15J Building Communities							

RECEIPTS AND DISBURSEMENTS FOR TREASURY FUNDS

		November 1, 2015	November 2015		November 30, 2015		
		Beginning Book Balance	Plus Receipts	Less Disbursements	Ending Book Balance	Outstanding Warrants	Ending Cash Balance
GENERAL FUND (Continued)							
15K	Columbia River Water Delivery	\$ 16,173.66	\$	\$	\$ 16,173.66	\$	\$ 16,173.66
15R	Evergreen Job Training
16V	Water Rights Processing	449,209.16	3,112.20	446,096.96	446,096.96
177	Judicial Retirement Administrative
17C	Opportunity Express Account	62,171.42	62,171.42	62,171.42
17E	State Efficiency and Restructuring
17F	Washington Opportunity Pathways	24,153,174.84	18,621,440.48	120,196.75	42,654,418.57	42,654,418.57
17K	Basic Health Plan Stabilization
18H	Opportunity Expansion	6,000,326.64	6,000,326.64	6,000,326.64
18T	Child and Family Reinvestment	2,303,960.64	2,303,960.64	2,303,960.64
19K	Yakima Integrated Plan Implementation
19L	Charter Schools Oversight	78,923.01	16,561.84	50,304.07	45,180.78	45,180.78
19N	Diesel Idle Reduction
20C	Yakima Integrated Plan Implementation Taxable Bond
20F	Invest in Washington
20L	Early Start
244	Habitat Conservation	24,721.14	167,609.29	(142,888.15)	(142,888.15)
253	Education Construction	7,095,680.53	1,349.98	7,097,030.51	7,097,030.51
285	Growth Management Planning and Environmental Review
291	Education Savings
355	State Taxable Building Construction	20,360,270.40	2,018,181.78	18,342,088.62	18,847.37	18,360,935.99
359	School Constr & Skill Ctrs Bldg	627,123.43	589.28	626,534.15	626,534.15
489	Pension Funding Stabilization
548	LEOFF System Plan 2 Expense	29,081.99	121,044.30	96,143.52	53,982.77	1,249.12	55,231.89
563	Columbia River Crossing Project
565	Yakima Integrated Plan Implementation Revenue Recovery
828	Tobacco Prevention and Control	1,774,513.36	1,584.60	10,986.97	1,765,110.99	1,765,110.99
830	Agricultural College Trust Management	1,703,270.69	45.21	77,739.51	1,625,576.39	3,185.65	1,628,762.04
TOTAL GENERAL FUND		<u>\$ 1,322,399,406.44</u>	<u>\$ 2,229,031,375.12</u>	<u>\$ 2,457,932,729.75</u>	<u>\$ 1,093,498,051.81</u>	<u>\$ 27,077,201.71</u>	<u>\$ 1,120,575,253.52</u>
SPECIAL REVENUE FUNDS							
002	Hospital Data Collection	\$ 102,479.94	\$	\$ 15,201.10	\$ 87,278.84	\$	\$ 87,278.84
003	Architects' License	903,307.42	24,768.16	39,680.28	888,395.30	668.48	889,063.78
007	Winter Recreational Program	1,174,846.61	200.00	14,935.98	1,160,110.63	20.00	1,160,130.63
014	Forest Development	10,719,987.03	(1,812.66)	503,996.76	10,214,177.61	4,134.04	10,218,311.65
01B	ORV & Non-Highway Vehicle Account	1,082,894.83	276,738.48	186,899.40	1,172,733.91	997.12	1,173,731.03
01M	Snowmobile	2,772,505.38	117,014.81	28,664.34	2,860,855.85	549.95	2,861,405.80
024	Professional Engineers'	1,989,399.88	118,102.00	115,603.50	1,991,898.38	10,481.31	2,002,379.69
026	Real Estate Commission	4,406,606.61	378,261.41	358,390.28	4,426,477.74	8,836.77	4,435,314.51
027	Reclamation	3,043,853.79	82,979.23	172,669.86	2,954,163.16	1,240.00	2,955,403.16

RECEIPTS AND DISBURSEMENTS FOR TREASURY FUNDS

	November 1, 2015		November 2015		November 30, 2015		
	Beginning Book Balance		Plus Receipts	Less Disbursements	Ending Book Balance	Outstanding Warrants	Ending Cash Balance
SPECIAL REVENUE FUNDS (Continued)							
02A Surveys and Maps	\$ 1,057,133.50		\$ 55,759.54	\$ 42,693.93	\$ 1,070,199.11	\$ 8.68	\$ 1,070,207.79
02G Health Professions	30,175,982.99		3,867,468.94	7,894,396.97	26,149,054.96	65,370.35	26,214,425.31
02H Business Enterprises Revolving	632,983.32		89,492.95	61,748.69	660,727.58	2,538.78	663,266.36
02J Certified Public Accountants'	2,878,937.13		36,400.09	108,442.16	2,806,895.06	1,305.05	2,808,200.11
02K Death Investigations	2,624,415.34		674,502.60	242,982.23	3,055,935.71	3,215.38	3,059,151.09
02M Essential Rail Assistance	724,541.00		464.94	12,745.38	712,260.56	712,260.56
02N Parkland Acquisition	268,978.93		(10,087.36)	224,000.00	34,891.57	34,891.57
02R Aquatic Lands Enhancement	8,265,027.64		28,760.23	1,009,207.80	7,284,580.07	38,328.68	7,322,908.75
02W Timber Tax Distribution	2,045,139.38		7,149,174.80	8,590,653.22	603,660.96	23,158.41	626,819.37
030 Landowner Contingency Forest Fire Suppression	4,286,594.32		6,998,725.66	(48,587.10)	11,333,907.08	11,333,907.08
039 Aeronautics	1,966,613.22		174,709.67	200,632.70	1,940,690.19	33,283.61	1,973,973.80
03B Asbestos	1,045,202.86		25,627.50	14,484.36	1,056,346.00	1,056,346.00
03C Emergency Medical Services and Trauma Care System Trust	8,495,070.53		2,003,182.96	2,359,417.69	8,138,835.80	9,408.00	8,148,243.80
03F Enhanced 911	9,526,436.03		2,153,981.03	2,419,553.25	9,260,863.81	57,606.38	9,318,470.19
03N Business License	7,737,893.38		3,317,005.28	1,532,173.19	9,522,725.47	59,951.21	9,582,676.68
03P Fire Service Trust	374,099.60		160.00	374,259.60	10.00	374,269.60
03R Safe Drinking Water	3,441,533.58		17,722.00	328,752.29	3,130,503.29	7,337.70	3,137,840.99
041 Resource Management Cost	21,852,956.81		2,859.59	151,824.05	21,703,992.35	159,288.09	21,863,280.44
042 Charitable, Educational, Penal, and Reformatory Institutions	5,554,747.65		1,060.37	(216,066.55)	5,771,874.57	5,771,874.57
044 Waste Reduction, Recycling, and Litter Control	2,184,972.17		370,651.14	503,355.43	2,052,267.88	1,998.61	2,054,266.49
045 State Vehicle Parking	762,977.23		232,664.47	293,102.11	702,539.59	72.50	702,612.09
048 Marine Fuel Tax Refund	306,293.80		18,815.10	287,478.70	4,850.55	292,329.25
04E Uniform Commercial Code	1,981,600.71		72,625.00	74,535.88	1,979,689.83	6,732.49	1,986,422.32
04H Surface Mining Reclamation	1,236,990.38		8.38	73,118.49	1,163,880.27	1,163,880.27
04M Recreational Fisheries Enhancement	1,404,312.69		9,309.99	87,289.92	1,326,332.76	751.65	1,327,084.41
04R Drinking Water Assistance	37,558,918.66		1,154,046.66	3,308,387.52	35,404,577.80	1,547.20	35,406,125.00
04V Vehicle License Fraud	82,086.33		4,313.41	9,658.11	76,741.63	76,741.63
04W Waterworks Operator Certification	1,210,613.28		21,491.30	122,266.62	1,109,837.96	2,169.00	1,112,006.96
058 Public Works Assistance	(27,911,761.03)		1,545,914.92	3,575,938.27	(29,941,784.38)	854.34	(29,940,930.04)
05H Disaster Response	2,352,144.97		4,468,581.19	6,536,632.96	284,093.20	185,237.21	469,330.41
05R Drinking Water Assistance Administrative	5,271,861.92		121,006.36	2,085.27	5,390,783.01	5,390,783.01
05W State Drought Preparedness	14,518,693.57		240.00	77,658.17	14,441,275.40	14,441,275.40
06A Salmon Recovery	20,152.84		20,152.84	20,152.84
06G Real Estate Appraiser Commission	603,862.84		58,538.42	75,897.36	586,503.90	13,494.75	599,998.65
06K Lead Paint	137,190.81		4,001.00	3,009.47	138,182.34	75.00	138,257.34
06L Business and Professions	5,035,702.01		611,334.86	405,003.37	5,242,033.50	30,625.92	5,272,659.42
06R Real Estate Research	1,075,313.66		20,930.00	387.26	1,095,856.40	150.00	1,096,006.40
06T License Plate Technology	330,437.06		93,871.53	16.17	424,292.42	11.39	424,303.81
071 Warm Water Game Fish	414,395.76		7,751.30	97,210.70	324,936.36	405.60	325,341.96
07C Vessel Response	225,310.35		700.00	226,010.35	226,010.35

RECEIPTS AND DISBURSEMENTS FOR TREASURY FUNDS

	November 1, 2015		November 2015		November 30, 2015		
	Beginning Book Balance		Plus Receipts	Less Disbursements	Ending Book Balance	Outstanding Warrants	Ending Cash Balance
SPECIAL REVENUE FUNDS (Continued)							
07R Drinking Water Assistance Repayment	\$ 15,648,313.82		\$ 87,217.50	\$ 1,128.57	\$ 15,734,402.75	\$	\$ 15,734,402.75
07W Domestic Violence Prevention	1,104,768.63		97,288.06	79,060.47	1,122,996.22	7,037.89	1,130,034.11
080 Grade Crossing Protective	507,146.63		63.57	20,000.00	487,210.20	20,000.00	507,210.20
081 State Patrol Highway	40,793,944.86		14,192,990.09	15,129,404.81	39,857,530.14	76,488.85	39,934,018.99
082 Motorcycle Safety Education	1,457,320.42		210,384.52	87,250.42	1,580,454.52	753.00	1,581,207.52
084 Building Code Council	183,667.27		32,760.97	52,031.24	164,397.00	1,053.60	165,450.60
086 Fire Service Training	6,249,878.89		80,751.64	284,757.09	6,045,873.44	5,208.17	6,051,081.61
087 Park Land Trust Revolving	2,266,831.02		97,009.94	79,727.74	2,284,113.22	825.05	2,284,938.27
08A Education Legacy Trust	58,532,769.21		21,646,441.85	12,924,624.95	67,254,586.11	152,154.24	67,406,740.35
08G Flexible Spending Administrative	2,701,206.81		13,342.00	39,941.52	2,674,607.29	2,674,607.29
08H Military Department Rental and Lease	1,390,230.23		47,430.20	5,236.75	1,432,423.68	326.60	1,432,750.28
08K Problem Gambling	303,888.68		47,126.78	85,733.99	265,281.47	265,281.47
08M Small City Pavement and Sidewalk	1,650,162.56		81,588.66	18,201.81	1,713,549.41	1,713,549.41
08R Waste Tire Removal	1,682,370.90		358,018.30	30,339.59	2,010,049.61	2,010,049.61
094 Transportation Infrastructure	7,490,176.55		1,432.09	466,946.70	7,024,661.94	7,024,661.94
095 Electrical License	9,851,298.28		1,622,812.57	1,641,295.82	9,832,815.03	24,092.86	9,856,907.89
096 Highway Infrastructure	1,272,236.11		243.62	1,272,479.73	1,272,479.73
097 Recreational Vehicle	2,351,552.77		25,880.42	3.00	2,377,430.19	3.00	2,377,433.19
099 Puget Sound Capital Construction	10,932,784.65		7,299,123.63	7,619,482.60	10,612,425.68	13,877.44	10,626,303.12
09E Freight Mobility Investment	9,182,950.66		1,747.09	7,692.79	9,177,004.96	9,177,004.96
09F High-Occupancy Toll Lanes Operations	3,240,693.75		516.67	(74,195.91)	3,315,406.33	3,315,406.33
09H Transportation Partnership	309,945,396.41		10,060,929.54	30,448,940.74	289,557,385.21	295,096.32	289,852,481.53
09M Aquatic Invasive Species Enforcement	378,778.96		627.50	1,013.00	378,393.46	378,393.46
09N Aquatic Invasive Species Prevention	230,507.61		2,461.29	16,933.13	216,035.77	66.17	216,101.94
09P City-County Assistance	1,328,964.02		1,236,731.94	42.57	2,565,653.39	11.92	2,565,665.31
09T Washington Main Street Trust Fund	57,194.34	57,194.34	57,194.34
102 Rural Arterial Trust	17,364,908.28		1,605,148.95	2,893,171.28	16,076,885.95	16,076,885.95
104 State Wildlife	33,099,377.93		1,659,414.42	5,554,689.67	29,204,102.68	82,570.67	29,286,673.35
106 Highway Safety	27,604,901.81		9,692,881.36	10,336,948.67	26,960,834.50	411,547.18	27,372,381.68
107 Liquor Excise Tax	3,020,094.75		2,007,322.62	9,463.97	5,017,953.40	5,017,953.40
108 Motor Vehicle	186,120,373.88		119,953,393.64	126,372,540.16	179,701,227.36	2,302,315.06	182,003,542.42
109 Puget Sound Ferry Operations	50,823,963.39		14,734,646.31	19,537,627.04	46,020,982.66	168,592.00	46,189,574.66
10A Aquatic Algae Control	342,854.43		1,255.00	27,073.43	317,036.00	317,036.00
10B Home Security Fund	4,330,911.19		1,561,503.85	1,277,497.96	4,614,917.08	1,727.88	4,616,644.96
10G Water Rights Tracking System	434,343.38	434,343.38	434,343.38
110 Special Wildlife	3,383,638.16		24,681.83	92,993.61	3,315,326.38	17,068.80	3,332,395.18
111 Public Service Revolving	11,081,541.92		1,038,501.84	1,646,171.03	10,473,872.73	16,337.79	10,490,210.52
113 Common School Construction	65,015,768.47		2,250,117.18	(3,875,255.04)	71,141,140.69	33,561.55	71,174,702.24
116 Basic Data	38,320.00	38,320.00	38,320.00
119 Unemployment Compensation Administration	188,409.22		11,557,595.32	11,578,226.00	167,778.54	204,298.59	372,077.13

RECEIPTS AND DISBURSEMENTS FOR TREASURY FUNDS

		November 1, 2015	November 2015		November 30, 2015		
		Beginning Book Balance	Plus Receipts	Less Disbursements	Ending Book Balance	Outstanding Warrants	Ending Cash Balance
SPECIAL REVENUE FUNDS (Continued)							
11B	Regional Mobility Grant Program	\$ 32,190,988.02	\$ 6,124.72	\$ 349,556.32	\$ 31,847,556.42	\$	\$ 31,847,556.42
11E	Freight Mobility Multimodal	7,979,313.62	1,579.58	354,451.77	7,626,441.43	7,626,441.43
11H	Forest and Fish Support	5,206,708.00	375,380.84	80,020.90	5,502,067.94	404.18	5,502,472.12
11K	Washington Auto Theft Prevention Authority	(48,424.31)	588,202.23	363,593.46	176,184.46	176,184.46
120	Administrative Contingency	15,384,056.34	590,881.26	748,725.03	15,226,212.57	1,337.38	15,227,549.95
12C	Affordable Housing For All	6,882,657.56	372,710.81	845,648.98	6,409,719.39	6,409,719.39
12M	Charitable Organization Education	1,204,568.98	37,370.00	1,241,938.98	1,241,938.98
12T	Traumatic Brain Injury	1,903,186.84	118,593.08	75,907.05	1,945,872.87	1,945,872.87
134	Employment Services Administrative	22,342,335.15	1,355,687.46	977,324.35	22,720,698.26	3,346.25	22,724,044.51
138	Insurance Commissioner's Regulatory	24,837,578.87	116,151.19	2,151,912.02	22,801,818.04	25,943.63	22,827,761.67
144	Transportation Improvement	49,829,551.12	7,697,926.31	9,529,864.60	47,997,612.83	1,011.45	47,998,624.28
146	Firearms Range	1,041,685.88	23,320.00	11,339.79	1,053,666.09	1,053,666.09
14A	Wildlife Rehabilitation	547,278.31	11,384.44	6,089.81	552,572.94	552,572.94
14G	Ballast Water Management	23,000.00	23,000.00	23,000.00
14M	Financial Fraud & ID Theft	664,980.15	72,110.00	13,482.48	723,607.67	723,607.67
14R	Military Active State Service
14V	Ignition Interlock Device	1,705,984.36	252,700.00	164,891.47	1,793,792.89	875.00	1,794,667.89
150	Low-Income Weatherization/ Structural Rehabilitation Assistance	1,745,116.02	328.44	4,183.64	1,741,260.82	1,741,260.82
153	Rural Mobility Grant Program	2,735,809.93	572.79	257,998.29	2,478,384.43	2,478,384.43
154	New Motor Vehicle Arbitration	2,098,739.73	50,958.00	66,190.76	2,083,506.97	18,544.04	2,102,051.01
158	Aquatic Land Dredged Material Disposal Site	358,556.51	0.35	(6,133.44)	364,690.30	364,690.30
159	Parks Improvement	1,141,536.20	17,102.20	10,794.22	1,147,844.18	1,147,844.18
15H	Cleanup Settlement	77,400,178.72	14,819.38	1,051,568.75	76,363,429.35	3,080.00	76,366,509.35
15M	Biotoxin	514,985.17	8,163.07	103,371.77	419,776.47	1,527.37	421,303.84
15P	Energy Recovery Act	4,564,003.70	130,089.65	50,000.00	4,644,093.35	4,644,093.35
160	Wood Stove Education and Enforcement	590,902.48	23,730.00	50,072.40	564,560.08	3,134.01	567,694.09
162	Farm Labor Contractor	46,642.23	2,305.00	48,947.23	48,947.23
167	Natural Resources Conservation Areas Stewardship	252,205.92	411.64	251,794.28	251,794.28
16A	Judicial Stabilization Trust	619,822.91	484,843.20	86,712.72	1,017,953.39	1,089.00	1,019,042.39
16J	SR 520 Corridor	60,949,631.82	(2,159,156.24)	(4,547,559.64)	63,338,035.22	63,338,035.22
16M	Appraisal Management Company	353,267.31	13,230.00	5,800.87	360,696.44	360,696.44
16P	Marine Resources Stewardship Trust	1,898,844.89	363.41	26,930.88	1,872,277.42	1,872,277.42
16W	Hospital Safety Net Assessment	73,254,499.13	27,018,653.37	30,035,347.70	70,237,804.80	70,237,804.80
172	Basic Health Plan Trust	22,710,566.58	22,404,000.00	306,566.58	306,566.58
173	State Toxics Control	32,632,765.74	(4,434,924.37)	5,813,957.54	22,383,883.83	311,120.50	22,695,004.33
174	Local Toxics Control	84,676,503.56	(23,306,930.19)	4,607,250.04	56,762,323.33	13,230.99	56,775,554.32
176	Water Quality Permit	5,099,711.97	23,662.54	1,667,695.62	3,455,678.89	3,612.98	3,459,291.87
17B	Home Visiting Services	4,178,436.21	631,243.56	957,541.58	3,852,138.19	3,852,138.19
17N	Complete Streets Grant Program
17P	SR520 Civil Penalties	16,828,227.21	234.05	334,814.28	16,493,646.98	16,493,646.98

RECEIPTS AND DISBURSEMENTS FOR TREASURY FUNDS

		November 1, 2015	November 2015		November 30, 2015		
		Beginning Book Balance	Plus Receipts	Less Disbursements	Ending Book Balance	Outstanding Warrants	Ending Cash Balance
SPECIAL REVENUE FUNDS (Continued)							
17T	Health Benefit Exchange	\$ 2,309,209.18	\$	\$ 1,756,426.21	\$ 552,782.97	\$	\$ 552,782.97
17W	Limousine Carriers	22,933.61	2,943.00	25,876.61	25,876.61
182	Underground Storage Tank	1,212,280.57	155,406.24	138,150.93	1,229,535.88	1,229,535.88
186	County Arterial Preservation	985,001.34	1,235,978.74	1,116,601.97	1,104,378.11	1,104,378.11
18J	Capital Vessel Replacement	9,009,038.69	1,414,628.45	(12.00)	10,423,679.14	5.00	10,423,684.14
18L	Hydraulic Project Approval	189,269.33	22,200.00	16,386.65	195,082.68	450.00	195,532.68
18W	Public Transportation Grant Program
199	Biosolids Permit	952,109.69	627,174.68	94,569.39	1,484,714.98	63.00	1,484,777.98
19A	Medicaid Fraud Penalty	4,827,639.04	464.20	248,838.64	4,579,264.60	340.55	4,579,605.15
19C	Forest Practice Application	778,904.38	4.54	384.68	778,524.24	275.00	778,799.24
19G	Environmental Legacy Stewardship	21,128,455.60	36,825,880.55	2,946,045.13	55,008,291.02	22,148.53	55,030,439.55
19T	DOL Technology Improvement and Data Management	158,001.62	20,770.83	178,772.45	178,772.45
200	Regional Fisheries Enhancement Salmonid Recovery	130,725.28	82,060.69	48,664.59	48,664.59
201	Department of Licensing Services	1,028,306.64	187,928.51	211,091.65	1,005,143.50	29.79	1,005,173.29
202	Medical Test Site Licensure	486,342.70	12,063.00	99,810.77	398,594.93	16,536.00	415,130.93
203	Passenger Ferry	27.39	27.39	27.39
204	Volunteer Fire Fighters' and Reserve Officers' Administrative	1,764,528.38	339.39	30,996.10	1,733,871.67	1,011.47	1,734,883.14
207	Hazardous Waste Assistance	2,216,122.98	12,031.71	338,593.15	1,889,561.54	12,667.41	1,902,228.95
20B	Brownfield Redevelopment Trust Fund
20H	Connecting Washington	42,321,439.18	19,201,300.91	135,381.71	61,387,358.38	1,334.72	61,388,693.10
20J	Electric Vehicle Charging Infrastructure	125,000.00	23.79	125,023.79	125,023.79
20M	Puget Sound Taxpayer Accountability
20R	Radioactive Mixed Waste	2,050,341.04	126,300.22	649,552.82	1,527,088.44	767.04	1,527,855.48
215	Special Category C	5,874,836.24	1,087,147.22	6,961,983.46	6,961,983.46
216	Air Pollution Control	2,187,557.10	41,402.61	(33,594.98)	2,262,554.69	405.45	2,262,960.14
217	Oil Spill Prevention	6,040,509.52	158,089.92	417,408.90	5,781,190.54	967.88	5,782,158.42
218	Multimodal Transportation	73,650,238.79	8,587,991.32	15,464,844.47	66,773,385.64	121,439.00	66,894,824.64
222	Freshwater Aquatic Weeds	827,350.22	13,077.00	45,348.35	795,078.87	17,411.31	812,490.18
223	State Oil Spill Response	7,758,335.27	661.11	7,757,674.16	7,757,674.16
234	Public Works Administration	11,356,221.83	399,071.56	351,754.74	11,403,538.65	20,370.09	11,423,908.74
235	Youth Tobacco Prevention	838,731.03	30,224.66	8,565.03	860,390.66	860,390.66
237	Recreation Access Pass	1,032,599.28	(340,213.14)	330.00	692,056.14	350.00	692,406.14
260	University of Washington Operating Fees
262	Manufactured Home Installation Training	320,051.18	17,517.54	17,411.94	320,156.78	320,156.78
263	Community and Economic Development Fee	2,272,616.43	30,355.20	131,513.05	2,171,458.58	1,306.16	2,172,764.74
267	Recreation Resources	8,020,251.09	1,041,674.60	6,978,576.49	6,978,576.49
268	Nonhighway and Off-Road Vehicle Activities (NOVA) Program	5,188,985.82	470,654.30	307,799.75	5,351,840.37	191,595.52	5,543,435.89
269	Parks Renewal and Stewardship	30,692,618.77	4,370,034.54	4,003,463.20	31,059,190.11	98,363.20	31,157,553.31
271	Washington State University Operating Fees
275	Central Washington University Operating Fees

RECEIPTS AND DISBURSEMENTS FOR TREASURY FUNDS

		November 1, 2015	November 2015		November 30, 2015		
		Beginning Book Balance	Plus Receipts	Less Disbursements	Ending Book Balance	Outstanding Warrants	Ending Cash Balance
SPECIAL REVENUE FUNDS (Continued)							
277	State Agency Parking	\$ 198,321.33	\$ 10,000.00	\$ 12,298.64	\$ 196,022.69	\$ 195.00	\$ 196,217.69
296	Columbia River Basin Water Supply Rev Recovery	2,003,899.61	56,514.51	2,060,414.12	2,060,414.12
315	Dedicated Marijuana Fund	57,502,423.74	14,011,413.33	2,379,197.32	69,134,639.75	47,990.81	69,182,630.56
319	Public Health Supplemental	1,469,118.17	842.44	27,555.26	1,442,405.35	30.30	1,442,435.65
404	State Treasurer's Service	9,292,668.43	1,399,117.10	703,995.19	9,987,790.34	528.58	9,988,318.92
408	Coastal Protection	1,021,724.89	34,123.63	69,957.33	985,891.19	985,891.19
441	Local Government Archives	1,108,355.84	294,418.48	62,564.63	1,340,209.69	704.49	1,340,914.18
500	Perpetual Surveillance and Maintenance	45,335,877.08	22,400.44	45,358,277.52	45,358,277.52
507	Oyster Reserve Land	584,062.26	132.23	12,874.57	571,319.92	1,841.60	573,161.52
511	Tacoma Narrows Toll Bridge	16,685,689.59	(3,839,671.74)	(3,400,731.95)	16,246,749.80	16,246,749.80
513	Derelict Vessel Removal	1,292,135.86	3,934.15	500,792.80	795,277.21	1,615.18	796,892.39
532	Washington Housing Trust	14,200,566.26	471,832.24	1,289,362.80	13,383,035.70	13,383,035.70
535	Alaskan Way Viaduct Replacement Project
549	Election	3,917,214.74	2,726.47	77,214.07	3,842,727.14	3,842,727.14
550	Transportation 2003	49,519,322.18	2,385,249.41	8,799,558.74	43,105,012.85	1,428.88	43,106,441.73
562	Skilled Nursing Facility Safety Net Trust	3,941,404.57	437.71	(775,356.43)	4,717,198.71	4,317.00	4,721,515.71
564	Water Pollution Control Revolving Administration	1,374,749.65	52,553.09	1,427,302.74	1,427,302.74
566	Community Forest Trust	26,432.54	5.03	(6,000.00)	32,437.57	32,437.57
571	Multiuse Roadway Safety	64,209.51	2,569.75	66,779.26	66,779.26
595	I-405 Express Toll Lanes Operations	2,773,610.22	(431.70)	(1,000,551.80)	3,773,730.32	3,773,730.32
600	Department of Retirement Systems Expense	11,065,104.08	2,876,506.90	2,203,448.22	11,738,162.76	3,508.53	11,741,671.29
689	Rural Washington Loan	9,302,197.16	1,769.77	9,303,966.93	9,303,966.93
727	Water Pollution Control Revolving	219,281,275.41	28,503,530.42	30,608,610.50	217,176,195.33	112.00	217,176,307.33
733	Capitol Campus Reserve	(4,390,319.82)	212,583.34	(6,795.92)	(4,170,940.56)	(4,170,940.56)
777	Prostitution Prevention and Intervention	96,711.61	6,348.56	1,630.53	101,429.64	101,429.64
785	State Educational Trust Fund	5,459,201.14	59,520.20	193.37	5,518,527.97	331.97	5,518,859.94
818	Youth Athletic Facility	185,756.65	35.34	185,791.99	185,791.99
825	Tobacco Settlement
874	OASI Revolving	185,326.48	11,542.48	173,784.00	0.94	173,784.94
887	Public Facilities Construction Loan Revolving	20,262,847.05	(16,060.75)	323,458.12	19,923,328.18	55,193.29	19,978,521.47
888	Deferred Compensation Administrative	1,464,122.97	(54,675.87)	151,504.64	1,257,942.46	69.46	1,258,011.92
893	Radiation Perpetual Maintenance	336,517.63	64.03	336,581.66	336,581.66
TOTAL SPECIAL REVENUE FUNDS		\$ 2,371,200,188.43	\$ 391,060,575.04	\$ 436,368,344.52	\$ 2,325,892,418.95	\$ 5,585,690.76	\$ 2,331,478,109.71
DEBT SERVICE FUNDS							
303	Highway Bond Retirement	\$ 119,557,330.43	\$ 39,053,908.50	\$	\$ 158,611,238.93	\$	\$ 158,611,238.93
304	Ferry Bond Retirement	5,472,211.39	1,350,800.88	6,823,012.27	6,823,012.27
305	Transportation Improvement Board Bond Retirement	4,696,332.12	675,357.45	5,371,689.57	5,371,689.57
347	Washington State University Bond Retirement	16,360,230.67	(1,310,036.97)	(67,558.46)	15,117,752.16	15,117,752.16
348	University of Washington Bond Retirement	3,490,115.82	465,802.65	56,050.23	3,899,868.24	3,899,868.24

RECEIPTS AND DISBURSEMENTS FOR TREASURY FUNDS

		November 1, 2015	November 2015		November 30, 2015		
		Beginning Book Balance	Plus Receipts	Less Disbursements	Ending Book Balance	Outstanding Warrants	Ending Cash Balance
DEBT SERVICE FUNDS (Continued)							
380	Debt-Limit General Fund Bond Retirement	\$ 15.49	\$	\$	\$ 15.49	\$	\$ 15.49
381	Debt-Limit Reimbursable Bond Retirement
382	Nondebt-Limit General Fund Bond Retirement
383	Nondebt-Limit Reimbursable Bond Retirement	2.95	54,587.50	54,587.50	2.95	2.95
384	Nondebt-Limit Proprietary Appropriated Bond Retirement
385	Nondebt-Limit Proprietary Nonappropriated Bond Retirement
386	Nondebt-Limit Revenue Bond Retirement
389	Toll Facility Bond Retirement	10,915,083.93	2,170,438.72	13,085,522.65	13,085,522.65
TOTAL DEBT SERVICE FUNDS		<u>\$ 160,491,322.80</u>	<u>\$ 42,460,858.73</u>	<u>\$ 43,079.27</u>	<u>\$ 202,909,102.26</u>	<u>\$</u>	<u>\$ 202,909,102.26</u>
CAPITAL PROJECTS FUNDS							
01L	Higher Education Construction	\$	\$	\$	\$	\$	\$
036	Capitol Building Construction	(1,629,202.14)	(1,417.82)	(316,647.60)	(1,313,972.36)	(1,313,972.36)
056	State Higher Education Construction	2,317.68	0.44	2,318.12	2,318.12
057	State Building Construction	227,118,081.33	467,411.08	52,339,218.34	175,246,274.07	1,685,438.46	176,931,712.53
060	Community and Technical College Capital Projects	22,430,414.56	2,085,937.82	(1,384,154.31)	25,900,506.69	25,900,506.69
061	Eastern Washington University Capital Projects	6,868,739.47	193,004.86	204,713.59	6,857,030.74	6,857,030.74
062	Washington State University Building	391,191.12	1,999,983.95	1,565,908.87	825,266.20	825,266.20
063	Central Washington University Capital Projects	3,599,309.60	98,296.49	701,412.25	2,996,193.84	2,996,193.84
064	University of Washington Building	6,541,804.93	10,414,414.40	2,624,211.40	14,332,007.93	14,332,007.93
065	Western Washington University Capital Projects	2,136,467.04	98,001.00	451,907.23	1,782,560.81	1,782,560.81
066	The Evergreen State College Capital Projects	2,135,163.19	97,905.05	312,440.87	1,920,627.37	1,920,627.37
075	State Social and Health Services Construction	5,371.39	5,371.39	5,371.39
18B	Columbia River Basin Tax Bond Water Supply Development	3,650,191.71	580.78	2,519,132.39	1,131,640.10	1,131,640.10
245	Public Safety Reimbursable Bond	4.12	4.12	4.12
246	Community and Technical College Forest Reserve	2,249,859.79	502,686.27	1,747,173.52	1,747,173.52
289	Thurston County Capital Facilities	2,976,585.11	310,600.21	71,614.58	3,215,570.74	3,215,570.74
357	Gardner-Evans Higher Education Construction	92,877.59	8,829.14	84,048.45	84,048.45
364	Military Department Capital	3,437,777.81	80,884.68	3,356,893.13	3,643.75	3,360,536.88
TOTAL CAPITAL PROJECTS FUNDS		<u>\$ 282,006,954.30</u>	<u>\$ 15,764,718.26</u>	<u>\$ 59,682,157.70</u>	<u>\$ 238,089,514.86</u>	<u>\$ 1,689,082.21</u>	<u>\$ 239,778,597.07</u>
PERMANENT FUNDS							
04B	Natural Resources Real Property Replacement	\$ 4,946,140.99	\$ 1,035.44	\$ 600,000.00	\$ 4,347,176.43	\$	\$ 4,347,176.43
601	Agricultural Permanent	66,001.50	(172,800.07)	238,801.57	238,801.57
603	Millersylvania Park Trust	5,398.59	1.02	5,399.61	5,399.61
604	Normal School Permanent	281,113.94	(28,015.94)	309,129.88	309,129.88
605	Permanent Common School	97,673.56	(19,934.63)	117,608.19	117,608.19
606	Scientific Permanent	283,009.07	(58,370.12)	341,379.19	341,379.19
607	State University Permanent	122,956.48	(65,496.94)	188,453.42	188,453.42

RECEIPTS AND DISBURSEMENTS FOR TREASURY FUNDS

		November 1, 2015	November 2015		November 30, 2015		
		Beginning Book Balance	Plus Receipts	Less Disbursements	Ending Book Balance	Outstanding Warrants	Ending Cash Balance
PERMANENT FUNDS (Continued)							
851	Developmental Disabilities Community Trust	\$ 375,563.67	\$ 71.46	\$	\$ 375,635.13	\$	\$ 375,635.13
TOTAL PERMANENT FUNDS		\$ 6,177,857.80	\$ 1,107.92	\$ 255,382.30	\$ 5,923,583.42	\$	\$ 5,923,583.42
ENTERPRISE FUNDS							
401	Correctional Industries	\$ 11,762,614.38	\$ 5,975,742.09	\$ 6,291,069.80	\$ 11,447,286.67	\$ 105,843.99	\$ 11,553,130.66
407	Secretary of State's Revolving	8,953,143.42	527,065.10	425,103.64	9,055,104.88	100.00	9,055,204.88
578	Lottery Administrative	1,042,300.83	3,778.32	957,034.65	89,044.50	13,130.36	102,174.86
608	Accident	5,320,926.23	181,659,981.75	185,819,494.18	1,161,413.80	14,096,655.55	15,258,069.35
609	Medical Aid	3,490,806.82	175,515,390.91	177,835,329.75	1,170,867.98	10,288,169.74	11,459,037.72
610	Accident Reserve	884,679.17	228,044,601.20	227,811,465.96	1,117,814.41	685,790.62	1,803,605.03
881	Supplemental Pension	1,076,565.75	119,965,055.66	120,992,438.52	49,182.89	5,312,551.58	5,361,734.47
883	Second Injury	58,695,174.76	(29,612,431.86)	36,779.60	29,045,963.30	21,015.07	29,066,978.37
TOTAL ENTERPRISE FUNDS		\$ 91,226,211.36	\$ 682,079,183.17	\$ 720,168,716.10	\$ 53,136,678.43	\$ 30,523,256.91	\$ 83,659,935.34
INTERNAL SERVICE FUNDS							
006	Public Records Efficiency, Preservation & Access	\$ 2,788,461.17	\$ 63,202.06	\$ 258,585.70	\$ 2,593,077.53	\$ 181.82	\$ 2,593,259.35
405	Legal Services Revolving	17,017,579.55	9,129,259.24	10,881,784.36	15,265,054.43	70,391.95	15,335,446.38
410	Transportation Equipment	16,536,220.73	969,579.41	(173,811.45)	17,679,611.59	26,955.97	17,706,567.56
415	Personnel Service	3,269,418.82	3,430.93	507,225.46	2,765,624.29	311.56	2,765,935.85
418	State Health Care Authority Administrative	2,134,955.17	1,744,862.20	390,092.97	11,163.38	401,256.35
455	Higher Education Personnel Service	621,227.17	69,951.80	109,748.41	581,430.56	581,430.56
483	Auditing Services Revolving	1,479,787.61	702,500.91	619,033.23	1,563,255.29	230.38	1,563,485.67
484	Administrative Hearings Revolving	(76,349.03)	1,597,800.98	1,390,742.95	130,709.00	3,316.39	134,025.39
TOTAL INTERNAL SERVICE FUNDS		\$ 43,771,301.19	\$ 12,535,725.33	\$ 15,338,170.86	\$ 40,968,855.66	\$ 112,551.45	\$ 41,081,407.11
PENSION TRUST FUNDS							
614	Volunteer Firefighters' Relief and Pension Principal	\$ 16,752,972.22	\$ 277,329.63	\$ 969,133.45	\$ 16,061,168.40	\$ 54,349.36	\$ 16,115,517.76
615	State Patrol - Plan 1	899,917.85	5,046,980.70	5,092,276.89	854,621.66	39,404.25	894,025.91
616	Judges' Retirement	625,230.07	114.45	36,573.52	588,771.00	588,771.00
630	State Patrol - Plan 2	361,551.80	454,353.31	405,449.13	410,455.98	410,455.98
631	Public Employees' Retirement System Plan 1	11,772,777.61	147,151,033.02	148,827,793.18	10,096,017.45	1,800,847.84	11,896,865.29
632	Teachers' Retirement System Plan 1	8,712,500.89	95,858,536.06	96,771,270.39	7,799,766.56	1,447,591.21	9,247,357.77
633	School Employees' Retirement System Combined Plan 2 & 3	3,462,029.29	42,493,675.63	42,016,892.48	3,938,812.44	229,950.62	4,168,763.06
635	Public Safety Employees Retirement System Plan 2	242,858.77	3,669,819.59	3,344,674.80	568,003.56	33,334.21	601,337.77
641	Public Employees' Retirement System Combined Plan 2 & 3	9,228,749.07	171,621,170.31	165,822,950.02	15,026,969.36	1,207,275.79	16,234,245.15
642	Teachers' Retirement System Combined Plan 2 and 3	7,454,845.97	134,380,599.07	133,106,391.87	8,729,053.17	189,716.73	8,918,769.90
722	Deferred Compensation Principal	1,169,018.30	36,138,029.65	36,120,364.23	1,186,683.72	761.50	1,187,445.22
729	Judicial Retirement Principal	9,171.04	8,599.43	8,597.15	9,173.32	9,173.32
819	LEOFFS Plan 1 Retirement	3,571,726.45	31,053,050.71	31,751,946.44	2,872,830.72	683,014.16	3,555,844.88
829	LEOFFS Plan 2 Retirement	2,958,785.66	39,358,508.72	39,118,038.40	3,199,255.98	161,623.16	3,360,879.14

RECEIPTS AND DISBURSEMENTS FOR TREASURY FUNDS

		November 1, 2015	November 2015		November 30, 2015		
		Beginning Book Balance	Plus Receipts	Less Disbursements	Ending Book Balance	Outstanding Warrants	Ending Cash Balance
PENSION TRUST FUNDS (Continued)							
882	Washington Judicial Retirement System	\$ 8,174,312.25	\$ 1,474.94	\$ 767,416.94	\$ 7,408,370.25	\$ 4,804.69	\$ 7,413,174.94
TOTAL PENSION TRUST FUNDS		\$ 75,396,447.24	\$ 707,513,275.22	\$ 704,159,768.89	\$ 78,749,953.57	\$ 5,852,673.52	\$ 84,602,627.09
AGENCY FUNDS							
01P	Suspense	\$ 14,759,509.14	\$ 23,742,603.23	\$ 23,784,045.71	\$ 14,718,066.66	\$ 28,705.59	\$ 14,746,772.25
01R	Undistributed Receipts	412,043.93	(24,939.53)	387,104.40	387,104.40
01T	Local Leasehold Excise Tax	1,882,627.68	4,431,206.70	(258.36)	6,314,092.74	6,314,092.74
034	Local Sales and Use Tax
035	State Payroll Revolving	15,920,531.87	408,955,760.41	409,558,977.38	15,317,314.90	2,914,770.26	18,232,085.16
165	Salary Reduction	4,090,877.90	2,135,840.71	1,821,101.17	4,405,617.44	4,405,617.44
768	Local Real Estate Excise Tax	278,988.54	278,988.54
795	State Investment Board Commingled Monthly Bond
865	State Investment Board Commingled Trust	25,655.33	25,655.33
877	OASI Contribution
TOTAL AGENCY FUNDS		\$ 37,065,590.52	\$ 439,545,115.39	\$ 435,468,509.77	\$ 41,142,196.14	\$ 2,943,475.85	\$ 44,085,671.99
TOTAL TREASURY FUNDS		\$ 4,389,735,280.08	\$ 4,519,991,934.18	\$ 4,829,416,859.16	\$ 4,080,310,355.10	\$ 73,783,932.41	\$ 4,154,094,287.51

RECEIPTS AND DISBURSEMENTS FOR TREASURER'S TRUST FUNDS

		November 1, 2015	November 2015		November 30, 2015		
		Beginning Book Balance	Plus Receipts	Less Disbursements	Ending Book Balance	Outstanding Warrants	Ending Cash Balance
GENERAL FUND							
06N	Local Tax Administration	\$	\$	\$	\$	\$	\$
07F	Commercial Fisheries Buyback
08B	Foster Care Endowed Scholarship Trust	15,376.05	2.92	15,378.97	15,378.97
08E	Individual Development Account Program	28,882.11	5.49	12,220.00	16,667.60	16,667.60
08N	State Financial Aid	26,859,786.51	10,289,650.10	34,403,398.51	2,746,038.10	14,341.35	2,760,379.45
08T	Transportation Innovative Partnership
10L	Health Insurance Partnership
10V	Invasive Species Council
10W	Family and Medical Leave Enforcement
11M	Poet Laureate	115.55	115.55	115.55
11R	Hospital Infection Control Grant
12L	Outdoor Education and Recreation Prog	542,103.42	542,103.42	542,103.42
12P	Geoduck Aquaculture Research	0.48	0.48	0.48
131	Fair	2,090,075.40	398.64	5,558.71	2,084,915.33	2,084,915.33
132	State Trade Fair
14F	Family Leave Insurance	391,965.87	74.57	392,040.44	392,040.44
14N	Legislative Oral History	11,620.70	11,620.70	11,620.70
14P	Skeletal Human Remains Assistance	394,230.84	7,325.01	386,905.83	386,905.83
15B	Food Animal Vet Scholarship
15G	Prev/Reduce Owner-Occupied Foreclosure Program
15N	Business Assistance
16F	Washington State Flag	410.96	410.96	410.96
16K	Mortgage Recovery
16R	Multiagency Permitting Team	96,794.65	13,280.41	110,075.06	110,075.06
17R	Aerospace Training Student Loan	3,320,993.03	30,491.88	28,193.05	3,323,291.86	3,323,291.86
18C	Native Education Public-Private Partnership
18F	High School Completion
18G	Opportunity Scholarship Match Transfer	20,354,000.00	20,354,000.00	20,354,000.00
18K	24/7 Sobriety	8,612.42	387.54	8,999.96	8,999.96
18P	Shelter to Housing Project
18V	Science, Technology, Engineering and Math Education Lighthouse
19J	Universal Communications Services	6,726,088.00	6,726,088.00	6,726,088.00
19V	Cancer Research Endowment Match Transfer	5,000,000.00	5,000,000.00	5,000,000.00
290	Savings Incentive	3,865,466.28	71,785.37	3,793,680.91	329.00	3,794,009.91
447	Information Technology Investment Revolving	17,000,000.00	187,773.00	17,187,773.00	17,187,773.00
490	Regional Transportation Investment District
514	Agricultural Conservation Easements
534	Washington Graduate Fellowship Trust	489.80	489.80	489.80
551	Washington Youth and Families	124,634.31	124,634.31	124,634.31
552	Conservation Assistance Revolving	486,270.05	486,270.05	486,270.05

RECEIPTS AND DISBURSEMENTS FOR TREASURER'S TRUST FUNDS

		November 1, 2015	November 2015		November 30, 2015		
		Beginning Book Balance	Plus Receipts	Less Disbursements	Ending Book Balance	Outstanding Warrants	Ending Cash Balance
GENERAL FUND (Continued)							
646	Higher Ed Retirement Plan Supplemental Benefit	\$ 5,897.21	\$ 1,057,737.99	\$ 954,212.00	\$ 109,423.20	\$	\$ 109,423.20
653	Washington Distinguished Professorship Trust
743	College Faculty Awards Trust	186.14	186.14	186.14
747	Health Professional Loan Repayment & Scholarship Program	4,961,473.47	2,137.00	28,130.84	4,935,479.63	4,935,479.63
748	Higher Education Coord. Board for Innovation and Quality
781	Cross-State Trail	473.10	473.10	473.10
793	Health Insurance Pool
817	Stadium and Exhibition Center Construction
835	Four Year Student Child Care in Higher Education	75,681.35	75,681.35	75,681.35
837	Washington's Promise Scholarship	7.91	7.91	7.91
838	LEOFF Retirement Systems Benefit Improvement
TOTAL GENERAL FUND		\$ 92,361,635.61	\$ 11,581,939.54	\$ 35,510,823.49	\$ 68,432,751.66	\$ 14,670.35	\$ 68,447,422.01
SPECIAL REVENUE FUNDS							
01F	Crime Victims' Compensation	\$ 4,484,366.41	\$ 68,452.90	\$	\$ 4,552,819.31	\$	\$ 4,552,819.31
025	Pilotage	1,538,732.88	33,360.05	81,909.30	1,490,183.63	1,490,183.63
03K	Industrial Insurance Premium Refund	2,931,110.64	19,000.85	135,502.09	2,814,609.40	33.05	2,814,642.45
04F	Real Estate Education Program	660,682.20	1,455.94	207.24	661,930.90	661,930.90
06H	Oral History, State Library, and Archives	34,734.66	839.96	8,511.86	27,062.76	27,062.76
06J	Securities Prosecution	598,780.31	625.00	1,678.76	597,726.55	1,678.76	599,405.31
07A	Mortgage Lending Fraud Prosecution	512,756.86	24,167.20	49,172.96	487,751.10	49,172.96	536,924.06
07B	Organ and Tissue Donation Awareness	249,847.11	24,377.28	274,224.39	274,224.39
07E	Contract Harvesting Revolving	2,992,794.11	798.83	(471,831.21)	3,465,424.15	26,927.36	3,492,351.51
07J	"Helping Kids Speak"	3,378.66	2,326.33	5,704.99	5,704.99
07K	Special License Plate Applicant Trust
07L	Legislative International Trade	3,300.86	324.24	2,976.62	2,976.62
07N	Produce Railcar Pool	91,111.71	17.33	91,129.04	91,129.04
07T	Commemorative Works	3,252.34	0.62	3,252.96	3,252.96
07V	Fish and Wildlife Enforcement Reward	543,297.70	12,251.72	5,684.70	549,864.72	225.00	550,089.72
08C	Gonzaga University Alumni Association	5,344.35	2,487.34	7,831.69	7,831.69
08F	Lighthouse Environmental Programs	12,441.31	5,728.34	18,169.65	18,169.65
08J	Prescription Drug Consortium	55,428.25	1,608.14	57,036.39	57,036.39
08L	"Ski & Ride Washington"	3,903.88	3,047.34	6,951.22	6,951.22
08P	State Parks Education and Enhancement	502,502.20	7,888.99	1,133.18	509,258.01	595.15	509,853.16
08V	Veterans Stewardship	1,136,700.21	52,168.16	36,698.51	1,152,169.86	3,927.53	1,156,097.39
08W	"Washington's National Park Fund"	18,820.58	10,898.99	29,719.57	29,719.57
098	Eastern Washington Pheasant Enhancement	486,319.64	20,182.72	66,807.54	439,694.82	3.15	439,697.97
09A	We Love Our Pets	11,710.92	3,192.00	14,902.92	14,902.92
09B	Boating Safety Education Certification	636,817.97	5,425.00	91,557.47	550,685.50	215.00	550,900.50
09J	Washington Coastal Crab Pot Buoy Tag	173,947.85	37,142.50	70,885.31	140,205.04	140,205.04

RECEIPTS AND DISBURSEMENTS FOR TREASURER'S TRUST FUNDS

		November 1, 2015	November 2015		November 30, 2015		
		Beginning Book Balance	Plus Receipts	Less Disbursements	Ending Book Balance	Outstanding Warrants	Ending Cash Balance
SPECIAL REVENUE FUNDS (Continued)							
09K	Life Sciences Discovery	\$ 24,027,139.42	\$ 4,693.19	\$ 627,890.52	\$ 23,403,942.09	\$ 155,000.00	\$ 23,558,942.09
09L	Nursing Resource Center	55,032.28	43,465.00	2,029.30	96,467.98	315.00	96,782.98
10F	"Share the Road"	28,003.71	6,318.65	34,322.36	34,322.36
11A	Employment Training Finance	337,461.15	1,132.55	6,880.00	331,713.70	331,713.70
11J	Electronic Products Recycling	353,116.65	2,445.00	16,602.36	338,959.29	338,959.29
11P	Large On-Site Sewage Systems
11V	Veteran Estate Management	51,194.57	33,324.52	24,549.49	59,969.60	59,969.60
126	Agricultural Local	15,062,964.68	2,322,196.92	2,404,539.63	14,980,621.97	59,127.33	15,039,749.30
128	Grain Inspection Revolving	5,919,851.53	580,310.97	1,040,241.21	5,459,921.29	66,346.81	5,526,268.10
12E	Assisted Living Facility Management	650,535.07	(3,198.30)	653,733.37	653,733.37
12F	Manufactured/Mobile Home Dispute Resol	2,198,029.33	77,805.59	47,135.76	2,228,699.16	2,228,699.16
12G	Rockfish Research	319,173.01	2,305.35	26,436.11	295,042.25	1.00	295,043.25
12H	Uniformed Service Shared Leave Pool	760,372.61	(3,971.50)	764,344.11	6,641.82	770,985.93
12N	Get Ready For Math & Science Scholarship	6,710.70	51.25	6,761.95	6,761.95
133	Children's Trust	371,465.46	2,243.28	12,269.09	361,439.65	361,439.65
14E	Washington State Heritage Center	287,853.05	444,297.36	261,981.43	470,168.98	605.05	470,774.03
14J	Ambulatory Surgical Facility	575,659.79	12,541.00	64,458.97	523,741.82	1,151.00	524,892.82
14W	Reduced Cigarette Ignition Propensity	490,585.26	93.92	14,289.29	476,389.89	12,500.00	488,889.89
151	Chief Joseph Recreation Development	6.35	6.35	6.35
15A	Transitional Housing Oper & Rent	3,385,546.53	791,773.97	2,593,772.56	2,593,772.56
15L	Annual Property Revaluation Grant
15T	Broadband Mapping
15V	Funeral and Cemetery	677,116.63	12,114.00	65,741.58	623,489.05	535.00	624,024.05
15W	Guaranteed Asset Protection Waiver	17,250.00	17,250.00	17,250.00
163	Worker and Community Right to Know	2,815,018.33	89,140.36	208,208.49	2,695,950.20	410.99	2,696,361.19
169	Horse Racing Commission Operating	1,166,564.87	128,236.31	307,008.77	987,792.41	517.07	988,309.48
16B	Landscape Architects' License	258,555.33	10,505.00	11,760.33	257,300.00	131.00	257,431.00
16E	Spec Forest Products Outreach/Education	7,484.41	144.02	7,628.43	7,628.43
16G	Universal Vaccine Purchase	7,069,355.52	4,246,585.89	5,706,222.38	5,609,719.03	5,609,719.03
16H	Columbia River Salmon/Steelhead Stamp	1,622,116.79	19,150.93	164,220.91	1,477,046.81	7.50	1,477,054.31
16L	Accessible Communities	459,515.26	11,210.07	3,845.05	466,880.28	466,880.28
16N	Disabled Veterans Assistance
16T	Product Stewardship Programs	284,107.16	6,997.78	277,109.38	277,109.38
17H	WA Global Health Technologies Product Development	2.06	2.06	2.06
17L	Foreclosure Fairness	1,144,263.93	613,000.00	84,462.08	1,672,801.85	1,672,801.85
17M	Individual-Based/Portable Background Check Clearance	222,974.30	26,776.00	27,945.42	221,804.88	565.00	222,369.88
17V	Volunteer Firefighters	5,361.99	2,401.00	7,762.99	7,762.99
180	Local Government Administrative Hearings	201,593.21	201,593.21	201,593.21
189	Clarke-McNary
18A	Investing In Innovation	709,321.17	23,281.53	686,039.64	686,039.64

RECEIPTS AND DISBURSEMENTS FOR TREASURER'S TRUST FUNDS

		November 1, 2015	November 2015		November 30, 2015		
		Beginning Book Balance	Plus Receipts	Less Disbursements	Ending Book Balance	Outstanding Warrants	Ending Cash Balance
SPECIAL REVENUE FUNDS (Continued)							
18E	Educator Certification Processing	\$ 1,566,108.38	\$ 95,308.40	\$ 115,372.20	\$ 1,546,044.58	\$ 249.00	\$ 1,546,293.58
18M	Music Matters Awareness	6,241.67	3,278.33	9,520.00	9,520.00
18N	Damage Prevention	32,500.00	1,000.00	33,500.00	33,500.00
18R	Seattle Sounders FC	3,992.32	3,227.00	7,219.32	7,219.32
190	Forest Fire Protection Assessment	5,815,074.98	(50.47)	(1,833,302.59)	7,648,327.10	14,409.14	7,662,736.24
193	State Forest Nursery Revolving	1,149,438.87	9.25	(539,035.52)	1,688,483.64	730.89	1,689,214.53
195	Energy	0.27	0.27	0.27
197	Statute Law Committee Publications	807,667.44	17,914.12	761.72	824,819.84	824,819.84
198	Access Road Revolving	4,586,343.92	50.08	(501,175.82)	5,087,569.82	41,904.05	5,129,473.87
19B	School for the Blind	936,008.06	33,910.79	129,376.62	840,542.23	490.00	841,032.23
19E	4-H Program	274.33	569.33	843.66	843.66
19F	Seattle Seahawks	39,258.28	28,699.99	67,958.27	67,958.27
19H	Center for Childhood Deafness and Hearing Loss	206,891.20	750.34	207,641.54	207,641.54
19M	Seattle University	6,199.66	336.00	6,535.66	6,535.66
19P	Child Rescue
19R	Residential Services and Support
19W	Wolf-Livestock Conflict	279,305.97	279,305.97	279,305.97
205	Mobile Home Park Relocation	1,321,049.46	34,851.31	8,996.31	1,346,904.46	1,346,904.46
206	Cost of Supervision	857,816.50	95,260.92	22,387.89	930,689.53	2,453.70	933,143.23
209	Regional Fisheries Enhancement Group	1,758,612.64	5,998.22	47,472.97	1,717,137.89	0.18	1,717,138.07
20A	State Flower	2,004.33	564.67	2,569.00	2,569.00
20D	CPA Scholarship Transfer	1,650,000.00	1,650,000.00	1,650,000.00
20E	WA Internet Crimes Against Children
20K	Licensing & Enforcement System Modernization	77,384.86	102,033.99	1,432.74	177,986.11	1,184.35	179,170.46
20P	Nursing Facility Quality Enhancement
210	Fire Protection Contractor License	446,973.27	15,034.69	39,165.75	422,842.21	422,842.21
213	Veterans' Emblem	19,423.45	335.00	19,758.45	19,758.45
214	Temporary Worker Housing	149,146.15	284.00	7,927.68	141,502.47	102.00	141,604.47
219	Air Operating Permit	107,628.03	3,638.12	103,989.91	49.21	104,039.12
225	Fingerprint Identification	4,032,423.04	933,820.37	702,093.22	4,264,150.19	290,983.37	4,555,133.56
259	Coastal Crab	91,018.78	2,162.54	2,619.25	90,562.07	8.14	90,570.21
274	Adult Family Home	942,762.16	(9,532.42)	952,294.58	952,294.58
281	Impaired Driving Safety	235,594.52	129,748.50	365,343.02	365,343.02
283	Juvenile Accountability Incentive	132,996.60	22.15	35,311.16	97,707.59	97,707.59
294	Sea Cucumber Dive Fishery	13,954.94	13,954.94	13,954.94
295	Sea Urchin Dive Fishery	3.42	3.42	3.42
297	Pipeline Safety	1,930,228.25	48,581.44	161,954.06	1,816,855.63	796.91	1,817,652.54
298	Geologists'	425,370.78	12,635.00	19,764.66	418,241.12	789.18	419,030.30
300	Financial Services Regulation	17,381,205.12	2,423,333.07	2,275,781.06	17,528,757.13	7,965.05	17,536,722.18
320	Puget Sound Crab Pot Buoy Tag	60,396.66	19,781.76	40,614.90	40,614.90

RECEIPTS AND DISBURSEMENTS FOR TREASURER'S TRUST FUNDS

	November 1, 2015		November 2015		November 30, 2015		
	Beginning Book Balance		Plus Receipts	Less Disbursements	Ending Book Balance	Outstanding Warrants	Ending Cash Balance
SPECIAL REVENUE FUNDS (Continued)							
328 Crim Justice Training Commis Firing Range Maintenance	\$ 30,078.00	\$		\$	\$ 30,078.00	\$	\$ 30,078.00
416 Surplus and Donated Food Commodities Revolving	2,621,031.42		1,721,848.26	1,743,594.02	2,599,285.66	149,013.49	2,748,299.15
424 Anti-Trust Revolving	5,486,057.68		512.00	115,173.71	5,371,395.97		5,371,395.97
480 Financial Education Public-Private Partnership	31,899.82				31,899.82		31,899.82
485 Horse Racing Owners' Bonus/Breeder Awards	552,023.76		366,523.66	899,691.30	18,856.12	310,080.10	328,936.22
495 Toll Collection	11,696,671.41		12,762,196.67	11,429,487.44	13,029,380.64	25,417.19	13,054,797.83
496 Future Teachers Conditional Scholarship	2,080,614.14		24,562.17	315,452.42	1,789,723.89	9,000.00	1,798,723.89
497 Horse Racing Commission Class C Purse Fund	71,953.82		6,414.05		78,367.87		78,367.87
498 Washington State Council of Fire Fighters Benevolent	14,626.05		7,314.99		21,941.04		21,941.04
499 Law Enforcement Memorial	50,342.37		20,220.66		70,563.03		70,563.03
501 Liquor Revolving	23,880,167.74		11,155,034.73	2,423,635.13	32,611,567.34	168,863.90	32,780,431.24
503 Tuition Recovery	2,993,152.27		12,424.80	18,780.80	2,986,796.27	900.30	2,987,696.57
515 DNA Data Base	618,715.81		35,920.74	119,814.26	534,822.29		534,822.29
516 Fruit and Vegetable Inspection	7,889,417.05		1,226,581.69	1,464,433.19	7,651,565.55	11,693.37	7,663,258.92
536 Federal Food Service Revolving	2,143,987.18		4,567,150.08	62,550.79	6,648,586.47	28.75	6,648,615.22
553 Performance Audits of Government	6,776,708.30		1,594,157.59	1,459,695.37	6,911,170.52	1,251.61	6,912,422.13
561 Community Technical College Innovation	15,854,521.09		172,968.33	(573,608.28)	16,601,097.70		16,601,097.70
687 Rural Rehabilitation	260,103.22		49.48		260,152.70		260,152.70
688 Federal Local Rail Service Assistance	77,285.39		28.56		77,313.95		77,313.95
731 Child Care Facility Revolving	1,064,242.50		11,172.71	1,862.09	1,073,553.12		1,073,553.12
732 Nursing Home Civil Penalties	975,674.60			(3,525.64)	979,200.24		979,200.24
746 Hanford Area Economic Investment	76,526.87		23,157.00		99,683.87		99,683.87
749 Governor's Interagency Committee of State Employed Women	53,790.59		200.00	400.00	53,590.59		53,590.59
761 Basic Health Plan Subscription	250,744.09				250,744.09		250,744.09
763 Center for the Improvement of Student Learning	35,600.68				35,600.68		35,600.68
773 Commission on Higher Ed Prof Student Ex Program	51,200.00				51,200.00		51,200.00
774 University of Washington License Plate	224,221.59		18,118.32	224,221.59	18,118.32		18,118.32
776 Washington State University License Plate	50,869.01		39,881.38	50,869.01	39,881.38		39,881.38
778 Western Washington University License Plate	8,248.32		1,418.67		9,666.99		9,666.99
779 Eastern Washington University License Plate	38,853.12		1,861.99		40,715.11		40,715.11
780 School Zone Safety Account	592,381.33		49,196.43	26,806.70	614,771.06	596.00	615,367.06
783 Central Washington University License Plate	2,783.66		1,278.67		4,062.33		4,062.33
784 Miscellaneous Transportation Programs	(23,841,964.33)		30,356,093.82	25,819,181.78	(19,305,052.29)	249,310.51	(19,055,741.78)
786 The Evergreen State College License Plate	5,373.04		252.00		5,625.04		5,625.04
789 Advanced Environmental Mitigation Revolving	539,499.59		569.00		540,068.59		540,068.59
816 Stadium and Exhibition Center	40,251,049.38		956,506.11		41,207,555.49		41,207,555.49
821 Impaired Physician	253,301.81		113,950.00	258,703.58	108,548.23	1,150.00	109,698.23
823 Livestock Nutrient Management	38,654.59				38,654.59		38,654.59
833 Developmental Disabilities Endowment Trust	432,611.15		296,130.10	352,870.39	375,870.86	52,870.39	428,741.25
834 Capitol Furnishings Preservation Committee	76,943.19				76,943.19		76,943.19

RECEIPTS AND DISBURSEMENTS FOR TREASURER'S TRUST FUNDS

		November 1, 2015	November 2015		November 30, 2015		
		Beginning Book Balance	Plus Receipts	Less Disbursements	Ending Book Balance	Outstanding Warrants	Ending Cash Balance
SPECIAL REVENUE FUNDS (Continued)							
878	Federal Forest Revolving	\$ 3,429.88	\$ 0.65	\$	\$ 3,430.53	\$	\$ 3,430.53
880	Advance Right-of-Way Revolving	4,597,286.62	256,134.91	1,756.02	4,851,665.51	850.00	4,852,515.51
884	Gambling Revolving	4,745,856.32	827,708.56	1,000,692.85	4,572,872.03	34,564.50	4,607,436.53
885	Plumbing Certificate	451,375.85	66,511.62	60,886.64	457,000.83	145.40	457,146.23
892	Pressure Systems Safety	964,506.40	121,041.49	163,614.76	921,933.13	1,335.93	923,269.06
TOTAL SPECIAL REVENUE FUNDS		\$ 251,363,145.46	\$ 79,848,647.52	\$ 60,169,674.34	\$ 271,042,118.64	\$ 1,765,819.14	\$ 272,807,937.78
PERMANENT FUNDS							
842	American Indian Scholarship Endowment	\$ 295,352.47	\$ 56.19	\$	\$ 295,408.66	\$	\$ 295,408.66
852	Foster Care Scholarship Endowment	3,625.47	0.68	3,626.15	3,626.15
TOTAL PERMANENT FUNDS		\$ 298,977.94	\$ 56.87	\$	\$ 299,034.81	\$	\$ 299,034.81
ENTERPRISE FUNDS							
413	Municipal Revolving	\$ 7,344,374.03	\$ 2,222,748.34	\$ 1,981,709.59	\$ 7,585,412.78	\$ 1,948.24	\$ 7,587,361.02
442	Legislative Gift Center	60,500.84	8,826.72	33,391.20	35,936.36	1,350.66	37,287.02
445	Self-Insured Emplry Overpymt Reimb	853,346.02	36,517.66	85,535.38	804,328.30	804,328.30
446	Industrial Insurance Rainy Day Fund
449	Certificates of Participation and Other Financing - Local	122,720.13	40,236.13	40,300.00	122,656.26	122,656.26
470	Imaging	186,715.28	51,619.42	35,857.80	202,476.90	202,476.90
477	Lottery Investment
543	Judicial Information Systems	14,069,366.17	1,936,491.65	2,699,831.88	13,306,025.94	30,023.31	13,336,049.25
544	Pollution Liability Insurance Program Trust	23,806,562.22	2,173,817.87	894,117.19	25,086,262.90	19,622.94	25,105,885.84
545	Heating Oil Pollution Liability Trust	72,514.93	374.49	5,941.36	66,948.06	66,948.06
788	Advanced College Tuition Payment Program	6,190,314.74	29,865,619.98	31,079,367.48	4,976,567.24	21,922,591.02	26,899,158.26
TOTAL ENTERPRISE FUNDS		\$ 52,706,414.36	\$ 36,336,252.26	\$ 36,856,051.88	\$ 52,186,614.74	\$ 21,975,536.17	\$ 74,162,150.91
INTERNAL SERVICE FUNDS							
12V	PEBB Medical Benefits Admin	\$	\$	\$	\$	\$	\$
411	Natural Resources Equipment	4,597,615.05	5,484.74	(1,072,988.75)	5,676,088.54	25,139.34	5,701,227.88
419	Data Processing Revolving	(6,672,966.49)	1,001.70	(6,673,968.19)	(6,673,968.19)
421	Education Technology Revolving	8,212,381.91	934,990.35	7,277,391.56	7,277,391.56
422	General Administration Services	12,786,983.39	12,186,327.82	11,938,448.72	13,034,862.49	87,966.18	13,122,828.67
436	OFM Labor Relations Service	2,303,377.85	27,461.56	311,324.40	2,019,515.01	2,019,515.01
438	Uniform Dental Plan Benefits Administration	16,371.35	501,379.00	517,750.35	517,750.35
439	Uniform Medical Plan Benefits Administration	3,243,398.94	1,151,482.00	3,991,145.79	403,735.15	403,735.15
444	Fish & Wildlife Equipment	250,521.62	102,047.36	41,025.60	311,543.38	397.80	311,941.18
453	Minority and Women's Business Enterprises	783,426.79	256,555.52	190,193.36	849,788.95	849,788.95
458	Consolidated Technology Services Revolving	(10,824,301.08)	8,881,930.80	9,993,367.59	(11,935,737.87)	176,177.84	(11,759,560.03)
461	Shared Information Technology System Revolving	(194,695.76)	137,728.85	143,498.80	(200,465.71)	1,500.00	(198,965.71)
466	Statewide Info Tech System Development Revolving	2,835,613.36	95,299.41	245,480.07	2,685,432.70	2,685,432.70
471	State Patrol Nonappropriated Airplane Revolving	282,328.54	5,425.82	276,902.72	276,902.72

RECEIPTS AND DISBURSEMENTS FOR TREASURER'S TRUST FUNDS

		November 1, 2015	November 2015		November 30, 2015		
		Beginning Book Balance	Plus Receipts	Less Disbursements	Ending Book Balance	Outstanding Warrants	Ending Cash Balance
INTERNAL SERVICE FUNDS (Continued)							
472	Statewide Info Tech System Maintenance & Operations Revolving	\$ (799,836.62)	\$ 2,670,897.36	\$ 2,436,919.16	\$ (565,858.42)	\$ 60.00	\$ (565,798.42)
546	Risk Management	610,324.33	990,062.45	229,983.97	1,370,402.81	1,370,402.81
547	Liability	100,158,096.11	1,096,782.00	5,541,919.94	95,712,958.17	579,086.18	96,292,044.35
721	Public Employees' and Retirees' Insurance	143,165,604.09	148,711,907.31	143,642,221.73	148,235,289.67	4,193,480.78	152,428,770.45
730	Public Employees' and Retirees' Insurance Reserve	140,565,455.84	25,247.88	140,590,703.72	140,590,703.72
739	Certificates of Participation and Other Financing - State	11,530,071.22	6,822,059.69	13,892,859.94	4,459,270.97	1,005.00	4,460,275.97
TOTAL INTERNAL SERVICE FUNDS		\$ 412,849,770.44	\$ 183,662,653.75	\$ 192,466,818.19	\$ 404,045,606.00	\$ 5,064,813.12	\$ 409,110,419.12
PRIVATE PURPOSE FUNDS							
196	Unclaimed Personal Property	\$ 1,782,652.43	\$ 1,528,913.81	\$ 3,338,950.56	\$ (27,384.32)	\$ 3,353,747.89	\$ 3,326,363.57
738	Department of Social and Health Services Trust	53,654.52	53,654.52	53,654.52
TOTAL PRIVATE PURPOSE FUNDS		\$ 1,836,306.95	\$ 1,528,913.81	\$ 3,338,950.56	\$ 26,270.20	\$ 3,353,747.89	\$ 3,380,018.09
AGENCY FUNDS							
16C	Real Estate/Property Tax Admin Assistance	\$ 57,705.00	\$ 42,730.00	\$ 57,705.00	\$ 42,730.00	\$ 42,730.00
17A	County Enhanced 911 Excise Tax	5,834,965.43	5,768,981.16	5,842,412.67	5,761,533.92	5,761,533.92
525	Washington State Combined Fund Drive	508,355.16	387,827.89	(14,395.25)	910,578.30	9,895.28	920,473.58
660	Natural Resources Deposit	10,915,876.33	23,741,869.52	25,399,823.07	9,257,922.78	153,435.68	9,411,358.46
734	Centennial Document Preservation and Modernization	1,184,110.88	254,729.49	1,438,840.37	1,438,840.37
737	High Occupancy Vehicle
757	Maritime Historic Restoration and Preservation	3,576.08	42.50	3,618.58	3,618.58
797	Local Tourism Promotion	360,426.41	951,409.59	1,208,263.76	103,572.24	103,572.24
TOTAL AGENCY FUNDS		\$ 18,865,015.29	\$ 31,147,590.15	\$ 32,493,809.25	\$ 17,518,796.19	\$ 163,330.96	\$ 17,682,127.15
TOTAL TREASURER'S TRUST FUNDS		\$ 830,281,266.05	\$ 344,106,053.90	\$ 360,836,127.71	\$ 813,551,192.24	\$ 32,337,917.63	\$ 845,889,109.87

INVESTMENT STATEMENT & INVESTMENT INTEREST INCOME AND CAPITAL GAINS

INVESTMENT STATEMENT

Fund / Account	November 1, 2015	Purchased	Maturities & Sales	Amortization	November 30, 2015
Treasury & Treasurer's Trust					
Investments (trade date basis)	\$ 5,317,351,117.12	\$ 1,660,718,042.69	\$ 2,037,089,991.20	\$ (915,591.98)	\$ 4,940,063,576.63
Reverse Repurchase Agreements
Purchased Accrued Interest	941,598.04	574,728.29	848,200.84	668,125.49
Total Treasury & Treasurer's Trust	\$ 5,318,292,715.16	\$ 1,661,292,770.98	\$ 2,037,938,192.04	\$ (915,591.98)	\$ 4,940,731,702.12
Local Government Investment Pool					
Investments (trade date basis)	\$ 11,960,738,154.60	\$ 39,738,026,317.85	\$ 40,774,761,687.32	\$ 667,900.99	\$ 10,924,670,686.12
Reverse Repurchase Agreements
Purchased Accrued Interest	42,560.32	55,155.42	42,560.32	55,155.42
Total Local Government Investment Pool	\$ 11,960,780,714.92	\$ 39,738,081,473.27	\$ 40,774,804,247.64	\$ 667,900.99	\$ 10,924,725,841.54
Total All Accounts	\$ 17,279,073,430.08	\$ 41,399,374,244.25	\$ 42,812,742,439.68	\$ (247,690.99)	\$ 15,865,457,543.66

INVESTMENT INTEREST INCOME AND CAPITAL GAINS CURRENT MONTH AND FISCAL YEAR TO DATE COMPARISON

Fund / Account	November 2015	November 2014	Fiscal Year 2016	Fiscal Year 2015
Treasury & Treasurer's Trust				
Cash	\$ 4,278,528.80	\$ 2,760,095.53	\$ 15,532,941.16	\$ 13,768,543.49
Custody Bank Fees	(4,586.99)	(4,615.80)	(23,018.30)	(23,078.64)
Other Bank Fees	(3,015.60)	(8,067.83)	(31,005.34)	(63,719.85)
Amortization	(915,591.98)	(713,020.05)	(1,689,257.74)	(4,094,251.11)
Accrued Interest	(997,642.47)	137,105.88	124,581.07	905,849.97
Gains and Losses	365,802.25	118,416.92	1,249,299.11	939,370.08
Total Treasury & Treasurer's Trust	\$ 2,723,494.01	\$ 2,289,914.65	\$ 15,163,539.96	\$ 11,432,713.94
Local Government Investment Pool				
Cash	\$ 804,261.18	\$ 347,366.37	\$ 4,239,221.54	\$ 2,131,987.06
Amortization	667,900.99	434,300.58	2,570,239.59	2,093,187.08
Accrued Interest	181,183.28	61,805.89	109,888.77	(101,133.91)
Gains and Losses	40,127.95	36,007.63	492,922.09	209,459.82
Total Local Government Investment Pool	\$ 1,693,473.40	\$ 879,480.47	\$ 7,412,271.99	\$ 4,333,500.05
Total All Accounts	\$ 4,416,967.41	\$ 3,169,395.12	\$ 22,575,811.95	\$ 15,766,213.99

JAMES L. McINTIRE
STATE TREASURER
PO BOX 40200
OLYMPIA WA 98504-0200

