



**Washington State
Treasurer's
Monthly Report**

November 2016



**JAMES L. McINTIRE
State Treasurer**

In accordance with the Americans with Disabilities Act, this publication will be made available in alternate formats upon request to the Office of the State Treasurer, Legislative Building, 2nd Floor, Olympia, Washington 98504-0200, telephone (360) 902-9000, fax (360) 902-9037 or TTY Users Call: 7-1-1.
Web Site: <http://tre.wa.gov>.

Cover photo by Harry T. Halverson, photographer, Olympia, Washington.
Reproduction courtesy of Halverson Fine Photography in memory of Harry T. Halverson.

TABLE OF CONTENTS

	<i>Page</i>
State Treasurer’s Letter	1
General Fund	2
Treasury, Treasurer’s Trust and Local Government Investment Pool Flow Chart	3
Treasury & Treasurer’s Trust, Treasury and Treasurer’s Trust Charts	4
General Fund and Local Government Investment Pool Charts	5
Receipts and Disbursements for the State Treasury	6
Receipts and Disbursements for Trust Funds	16
Investment Statement & Investment Interest Income and Capital Gains	23



JAMES L. McINTIRE,
State Treasurer

State of Washington
Office of the Treasurer
Legislative Building
P.O. Box 40200
Olympia, Washington 98504-0200

(360) 902-9000 • TTY 7-1-1
FAX (360) 902-9037
Home Page <http://tre.wa.gov>

Fellow Washingtonians,

I am pleased to report on the operations of the Office of the State Treasurer for the month of November 2016. At the close of the month, the Treasury & Treasurer's Trust book balance was \$6.6 billion with investment earnings distributed for the month of \$3.9 million.

Sincerely,

A handwritten signature in black ink, appearing to read "James L. McIntire".

James L McIntire
Washington State Treasurer

GENERAL FUND

GENERAL FUND CURRENT MONTH AND FISCAL YEAR TO DATE COMPARISON (In Millions)

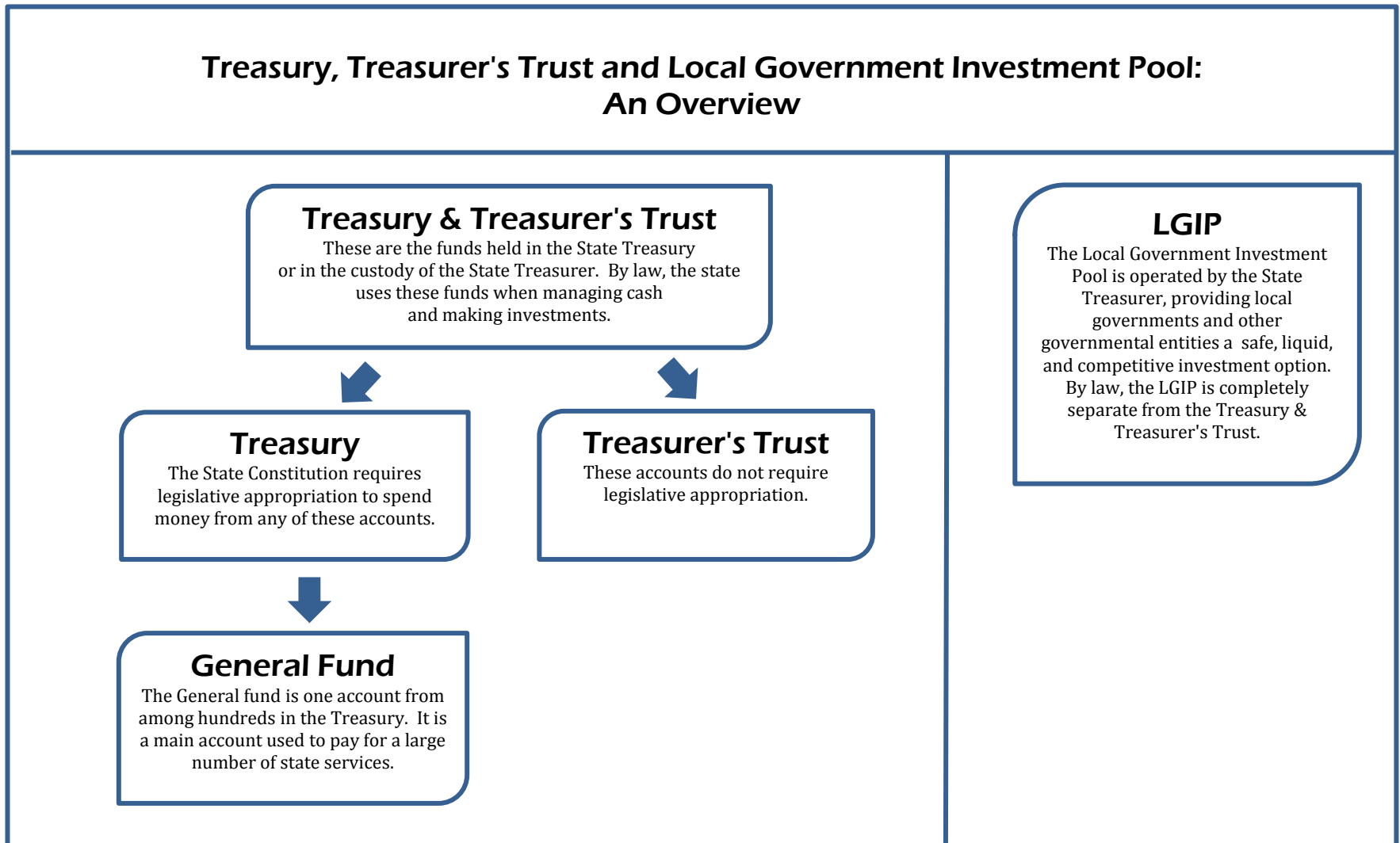
	Month of November		Fiscal Year to Date	
	2016	2015	2017	2016
Beginning Book Balance	\$ 289.714	\$ 642.810	\$ 1,614.932	\$ 1,001.142
Cash Revenue	2,961.013	1,799.018	12,735.018	11,074.226
Other Cash Receipts	346.582	408.889	3,104.696	3,135.282
Total Cash Receipts	<u>\$ 3,307.595</u>	<u>\$ 2,207.907</u>	<u>\$ 15,839.714</u>	<u>\$ 14,209.508</u>
Total Cash Disbursements	<u>\$ 2,216.192</u>	<u>\$ 2,444.470</u>	<u>\$ 16,073.529</u>	<u>\$ 14,804.403</u>
Ending Book Balance	<u>\$ 1,381.117</u>	<u>\$ 406.247</u>	<u>\$ 1,381.117</u>	<u>\$ 406.247</u>
Cash Revenue				
Bond Retirement & Interest	\$ 0.000	\$ 0.000	\$ (0.155)	\$ (0.177)
Secretary of State	2.770	2.223	14.609	13.752
Department of Revenue:				
Retail Sales Tax	749.568	256.785	3,999.774	3,189.078
Business & Occupation Tax	377.431	169.123	1,663.007	1,356.922
Compensating Tax	50.663	27.212	281.413	241.384
Cigarette Tax	33.442	34.381	167.020	133.151
Public Utility Tax	33.094	11.529	146.896	130.296
Various Other Revenue	83.056	79.249	405.123	279.308
Insurance Commission	5.675	2.507	140.933	131.689
Liquor and Cannabis Board	2.658	2.107	31.157	18.345
Department of Licensing:				
Excise Tax – Other	0.012	0.011	0.074	0.071
Various Other Revenue	(0.016)	0.233	5.811	5.055
Department of Social & Health Services	6.512	7.898	39.684	36.348
Universities & Colleges	0.000	0.000	0.001	0.000
Treasurer's Transfers	(0.016)	0.109	(52.668)	(65.344)
Counties:				
Property Tax	730.686	736.659	808.926	810.876
Real Estate Excise Tax	90.453	57.082	478.547	391.329
Various Other Revenue	5.323	5.708	24.194	25.712
Federal Grants-In-Aid (All Agencies)	794.180	425.369	4,353.809	4,214.540
Revenues Distributed to Local Governments	(0.274)	(0.267)	(1.358)	(1.320)
Other Agencies' Cash Revenue	(4.204)	(18.900)	228.221	163.211
Total Cash Revenue	<u>\$ 2,961.013</u>	<u>\$ 1,799.018</u>	<u>\$ 12,735.018</u>	<u>\$ 11,074.226</u>

Source: Agency Financial Reporting System (AFRS).

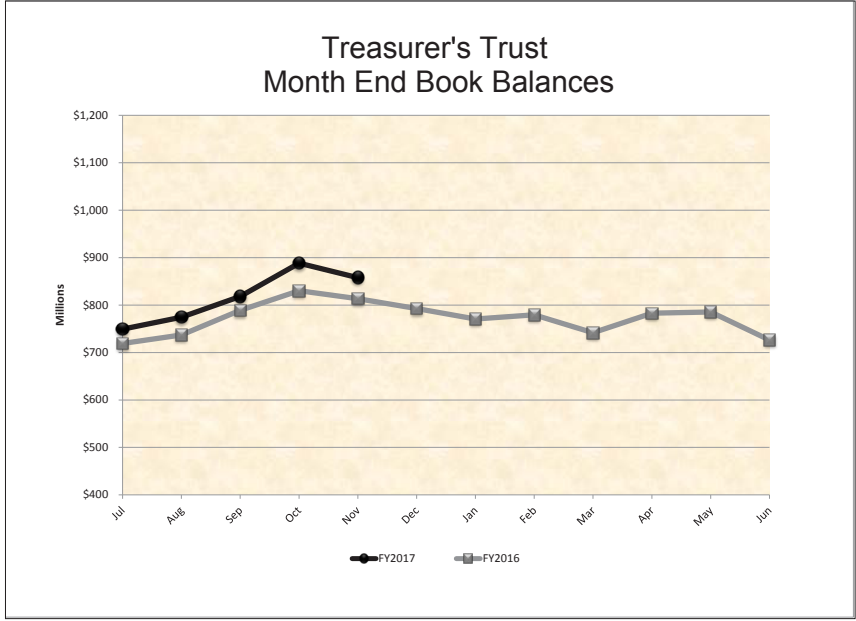
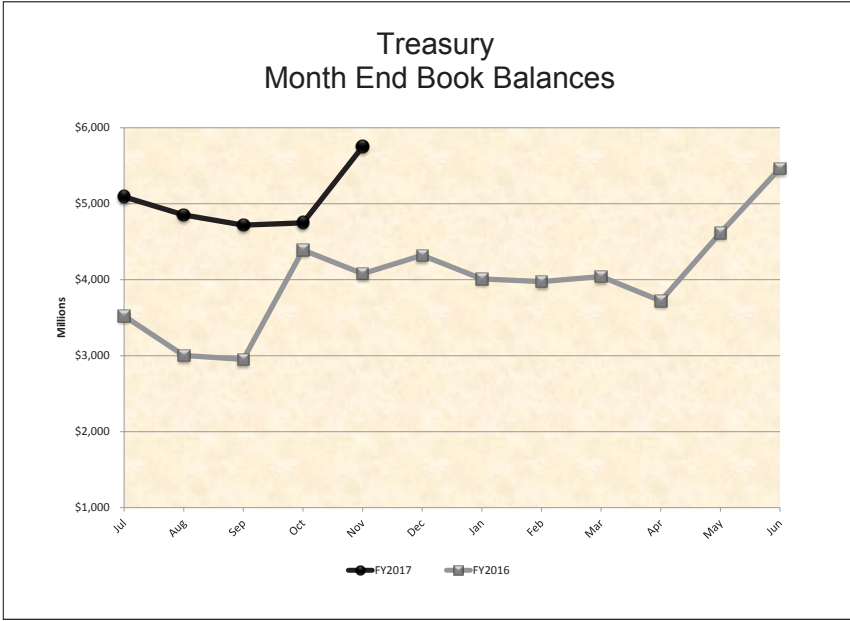
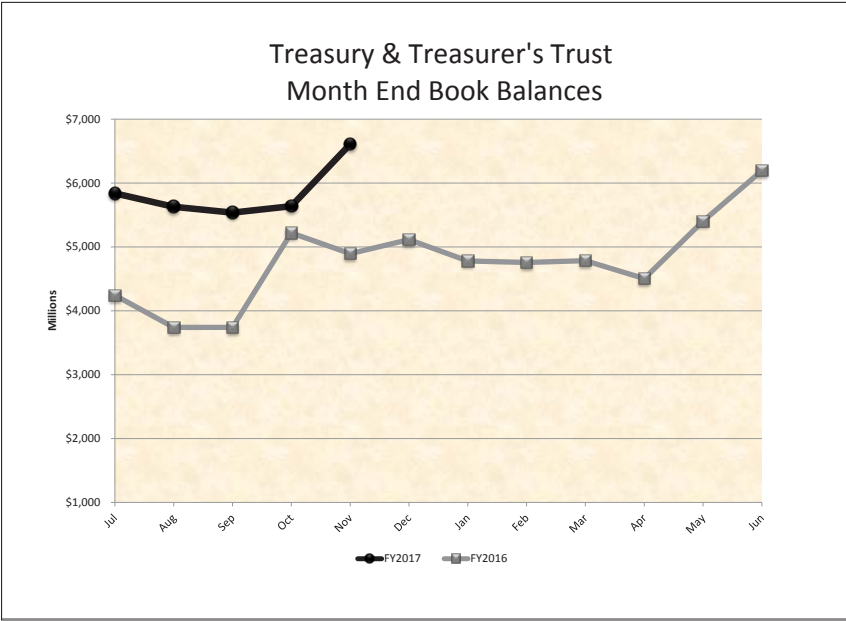
TREASURY, TREASURER'S TRUST AND LGIP FLOW CHART

The State Treasurer is charged with the cash management of public funds, which includes two categories of state funds and accounts: (1) funds and accounts located in the state treasury, which are subject to legislative appropriation; and (2) Treasurer's trust funds, which are accounts placed in the custody of the State Treasurer, and not typically subject to legislative appropriation. Funds within these accounts are comingled for investment and cash management purposes.

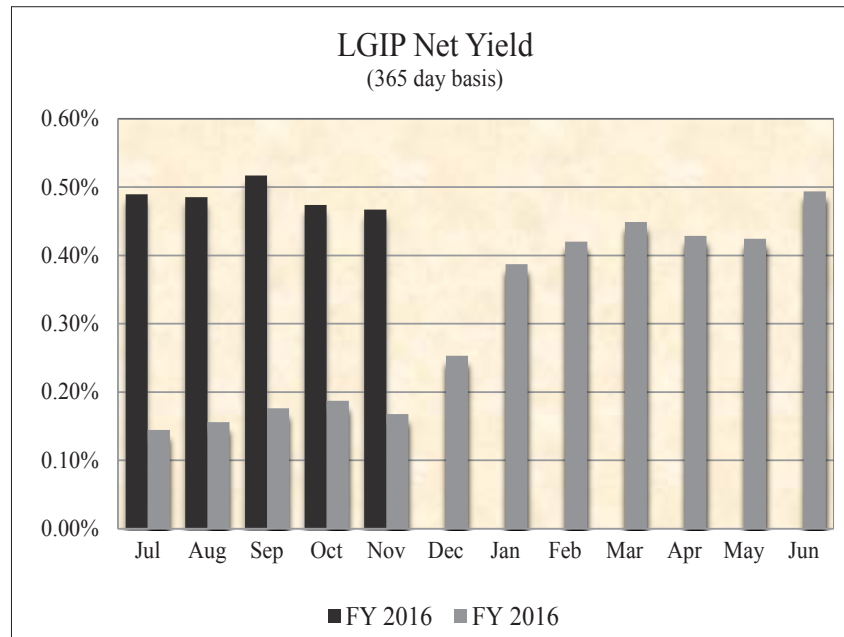
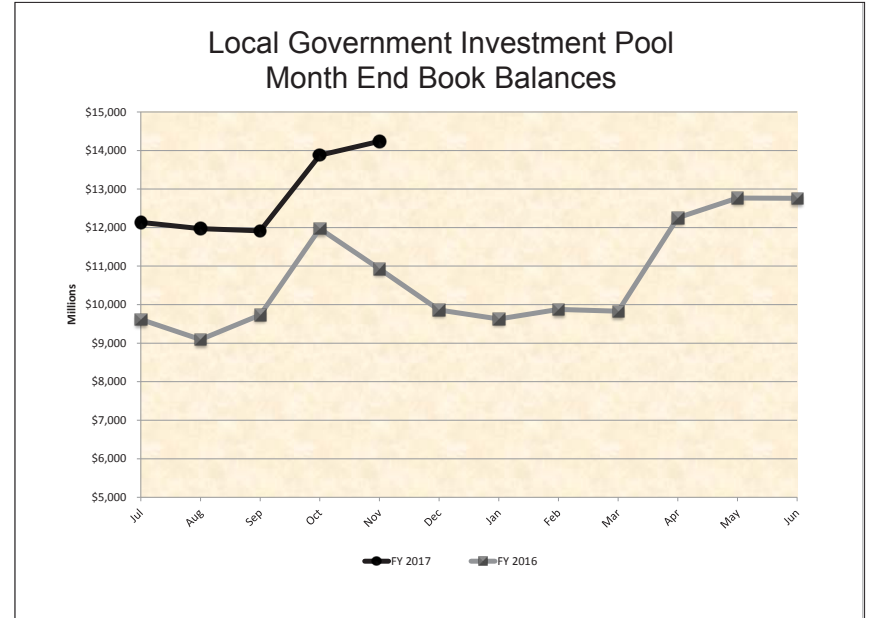
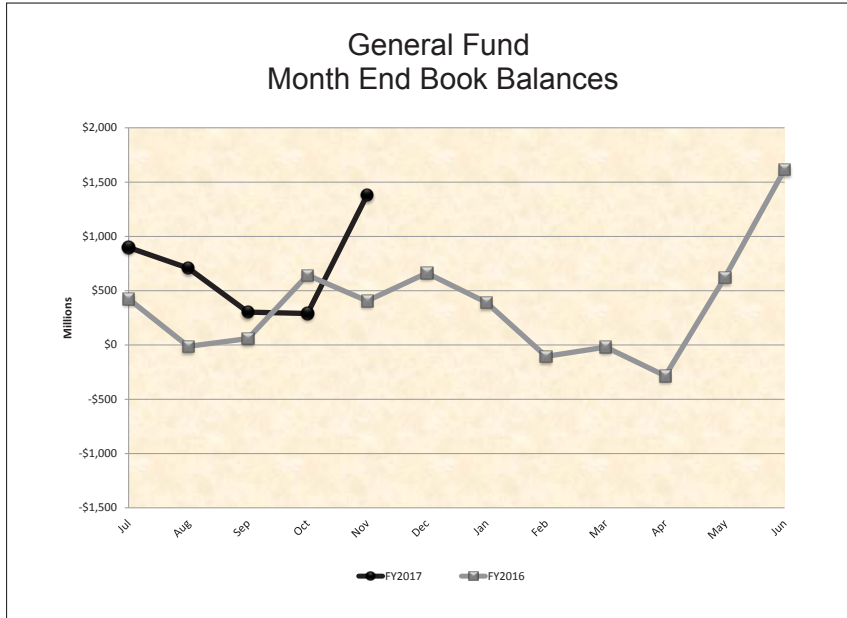
This flow chart describes the structure of the Treasury and Treasurer's Trust Accounts. Month end balances of these accounts are shown on pages 4 and 5.



TREASURY & TREASURER'S TRUST AND TREASURY AND TREASURER'S TRUST CHART



GENERAL FUND AND LOCAL GOVERNMENT INVESTMENT POOL CHARTS



RECEIPTS AND DISBURSEMENTS FOR TREASURY FUNDS

		November 1, 2016	November 2016		November 30, 2016		
		Beginning Book Balance	Plus Receipts	Less Disbursements	Ending Book Balance	Outstanding Warrants	Ending Cash Balance
GENERAL FUND							
001	General	\$ 289,714,410.34	\$ 3,307,594,318.81	\$ 2,216,191,776.58	\$ 1,381,116,952.57	\$ 20,140,287.51	\$ 1,401,257,240.08
018	Millersylvania Park Current	5,210.50	5,210.50	5,210.50
01E	Geothermal	159.89	159.89	159.89
01N	Institutional Impact	19,144.72	19,144.72	19,144.72
02P	Flood Control Assistance	2,334,361.32	37,823.33	2,296,537.99	581.45	2,297,119.44
031	State Investment Board Expense	2,913,417.40	1,744,309.12	1,561,119.57	3,096,606.95	2,676.55	3,099,283.50
032	State Emergency Water Projects Revolving	221,616.92	221,616.92	221,616.92
03A	Excess Earnings
03L	County Criminal Justice Assistance	2,155,394.75	33,214.61	169,415.94	2,019,193.42	441.22	2,019,634.64
03M	Municipal Criminal Justice Assistance	344,166.95	5,883.54	59,221.49	290,829.00	176.47	291,005.47
04L	Public Health Services	6.18	6.18	6.18
051	State and Local Improvements Revolving	26,744.33	26,744.33	26,744.33
055	State & Local Improve Revolving (Waste Disp Facilities, 1980)	2,639.01	2,639.01	2,639.01
05C	Criminal Justice Treatment	8,044,415.29	33,201.84	660,176.11	7,417,441.02	(490.80)	7,416,950.22
05M	Tourism Development and Promotion
070	Outdoor Recreation	1,652,099.80	212,557.50	1,439,542.30	50,000.00	1,489,542.30
072	State & Local Improve Revolving (Water Supply Facilities)	782,162.24	36,323.68	745,838.56	548.00	746,386.56
09C	Farm and Forest	(814,035.18)	200,320.97	(1,014,356.15)	(1,014,356.15)
09G	Riparian Protection	(2,021,941.01)	1,100,000.00	(3,121,941.01)	(3,121,941.01)
09R	Economic Development Strategic Reserve	3,495,807.18	140,212.77	158,852.59	3,477,167.36	83.45	3,477,250.81
10K	Veterans Innovation Program	103,740.40	103,740.40	103,740.40
10P	Columbia River Basin Water Supply Development	11,847,372.32	5,965.73	238,891.33	11,614,446.72	246.35	11,614,693.07
10R	Energy Freedom	1,204.00	0.57	1,204.57	1,204.57
10T	Hood Canal Aquatic Rehabilitation Bond
11F	Reinvesting in Youth	5.98	5.98	5.98
11N	Heritage Barn Preservation
11W	Water Quality Capital	34,227.10	34,227.10	34,227.10
125	Site Closure	28,273,009.96	19,834.82	14,526.14	28,278,318.64	28,278,318.64
12B	Green Energy Incentive
12J	Boating Activities	10,000.00	10,000.00	10,000.00
12K	Puget Sound Scientific Research
12R	Independent Youth Housing
12W	Veterans Conservation Corps
14B	Budget Stabilization	592,195,789.45	283,872.47	14,720.18	592,464,941.74	17,074.42	592,482,016.16
14C	Puget Sound Recovery
14H	Community Preservation & Development Auth	8,750.00	8,750.00	8,750.00
14L	Streamlined Sales & Use Tax Mitigation	20,379,572.81	20,379,572.81	20,379,572.81
15C	WA Community Tech Opportunity
15F	Local Public Safety Enhancement
15J	Building Communities

RECEIPTS AND DISBURSEMENTS FOR TREASURY FUNDS

		November 1, 2016	November 2016		November 30, 2016		
		Beginning Book Balance	Plus Receipts	Less Disbursements	Ending Book Balance	Outstanding Warrants	Ending Cash Balance
GENERAL FUND (Continued)							
15K	Columbia River Water Delivery	\$ 15,425.66	\$ 748.00	\$	\$ 16,173.66	\$	\$ 16,173.66
15R	Evergreen Job Training
16V	Water Rights Processing	67,221.19	600.00	555.20	67,265.99	67,265.99
177	Judicial Retirement Administrative
17C	Opportunity Express Account	62,171.42	62,171.42	62,171.42
17E	State Efficiency and Restructuring
17F	Washington Opportunity Pathways	28,595,877.55	14,822,583.91	3,683,487.58	39,734,973.88	21.60	39,734,995.48
17K	Basic Health Plan Stabilization
18H	Opportunity Expansion	326.64	326.64	326.64
18T	Child and Family Reinvestment	7,218,960.64	7,218,960.64	7,218,960.64
19K	Yakima Integrated Plan Implementation
19L	Charter Schools Oversight	131,307.83	22,852.23	154,160.06	154,160.06
19N	Diesel Idle Reduction
20C	Yakima Integrated Plan Implementation Taxable Bond
20F	Invest in Washington
20L	Early Start
20S	Behavioral Health Innovation	6,732,525.00	740,100.00	5,992,425.00	5,992,425.00
21B	Chehalis Basin
21D	Dairy Nutrient Infrastructure
244	Habitat Conservation	4,499,718.89	4,499,718.89	4,499,718.89
253	Education Construction	4,095,841.19	1,965.18	4,097,806.37	4,097,806.37
285	Growth Management Planning and Environmental Review
291	Education Savings
355	State Taxable Building Construction	49,802,696.80	3,108,445.09	46,694,251.71	46,694,251.71
359	School Constr & Skill Ctrs Bldg	217,736.42	137,991.89	79,744.53	79,744.53
488	Special Personnel Litigation Revolving	43,000.00	43,000.00	43,000.00
489	Pension Funding Stabilization
548	LEOFF System Plan 2 Expense	47,529.93	120,041.02	103,339.76	64,231.19	26.46	64,257.65
563	Columbia River Crossing Project
828	Tobacco Prevention and Control	1,654,639.44	795.61	12,379.00	1,643,056.05	1,643,056.05
830	Agricultural College Trust Management	1,767,296.92	196.64	158,662.51	1,608,831.05	215.71	1,609,046.76
TOTAL GENERAL FUND		\$ 1,066,681,728.17	\$ 3,324,830,596.87	\$ 2,228,600,686.44	\$ 2,162,911,638.60	\$ 20,211,888.39	\$ 2,183,123,526.99
SPECIAL REVENUE FUNDS							
002	Hospital Data Collection	\$ 93,561.25	\$ (576.33)	\$ 8,313.18	\$ 84,671.74	\$	\$ 84,671.74
003	Architects' License	853,998.20	34,330.57	36,498.68	851,830.09	6,175.00	858,005.09
007	Winter Recreational Program	1,474,499.92	2,827.00	69,887.84	1,407,439.08	18,527.27	1,425,966.35
014	Forest Development	6,476,043.68	788.58	(1,324,316.35)	7,801,148.61	5,451.28	7,806,599.89
01B	ORV & Non-Highway Vehicle Account	1,772,614.43	357,225.11	235,658.93	1,894,180.61	5,769.31	1,899,949.92
01M	Snowmobile	3,378,643.81	230,816.03	33,057.68	3,576,402.16	421.66	3,576,823.82

RECEIPTS AND DISBURSEMENTS FOR TREASURY FUNDS

		November 1, 2016	November 2016		November 30, 2016		
		Beginning Book Balance	Plus Receipts	Less Disbursements	Ending Book Balance	Outstanding Warrants	Ending Cash Balance
SPECIAL REVENUE FUNDS (Continued)							
024	Professional Engineers'	\$ 2,169,659.00	\$ 168,338.00	\$ 169,773.75	\$ 2,168,223.25	\$ 1,049.00	\$ 2,169,272.25
026	Real Estate Commission	4,179,555.30	371,293.21	431,156.80	4,119,691.71	4,984.56	4,124,676.27
027	Reclamation	3,726,462.93	109,668.53	116,694.20	3,719,437.26	1,406.19	3,720,843.45
02A	Surveys and Maps	1,109,998.92	60,470.47	63,198.42	1,107,270.97	724.99	1,107,995.96
02G	Health Professions	18,899,555.22	3,995,886.67	5,927,582.68	16,967,859.21	47,620.30	17,015,479.51
02H	Business Enterprises Revolving	620,690.72	380,183.86	64,866.98	936,007.60	936,007.60
02J	Certified Public Accountants'	2,285,394.07	33,182.24	114,710.13	2,203,866.18	1,163.78	2,205,029.96
02K	Death Investigations	1,208,412.18	544,676.72	253,958.15	1,499,130.75	1,786.55	1,500,917.30
02M	Essential Rail Assistance	492,716.68	10,594.24	71,901.08	431,409.84	431,409.84
02N	Parkland Acquisition	33,411.84	33,411.84	1.05	33,412.89
02R	Aquatic Lands Enhancement	9,319,072.77	97.07	578,615.16	8,740,554.68	11,166.50	8,751,721.18
02W	Timber Tax Distribution	7,296,735.46	2,755,546.63	8,639,080.37	1,413,201.72	23,437.28	1,436,639.00
030	Landowner Contingency Forest Fire Suppression	3,477,394.80	2.03	(42,658.92)	3,520,055.75	12,000.00	3,532,055.75
039	Aeronautics	1,590,369.14	414,895.37	534,047.20	1,471,217.31	50,560.96	1,521,778.27
03B	Asbestos	867,270.20	33,062.50	53,449.72	846,882.98	85.66	846,968.64
03C	Emergency Medical Services and Trauma Care System Trust	10,263,197.06	2,083,010.77	2,364,494.17	9,981,713.66	2,136.50	9,983,850.16
03F	Enhanced 911	11,612,814.89	2,312,222.26	4,306,685.62	9,618,351.53	27,313.37	9,645,664.90
03N	Business License	8,995,402.00	4,780,881.82	5,040,871.91	8,735,411.91	189,147.75	8,924,559.66
03P	Fire Service Trust	389,013.65	40.00	69.11	388,984.54	388,984.54
03R	Safe Drinking Water	3,168,080.64	1,898.37	216,701.05	2,953,277.96	307.36	2,953,585.32
041	Resource Management Cost	16,347,543.32	9,932.17	(3,052,243.63)	19,409,719.12	60,776.34	19,470,495.46
042	Charitable, Educational, Penal, and Reformatory Institutions	5,869,019.24	2,875.17	(211,714.75)	6,083,609.16	6,083,609.16
044	Waste Reduction, Recycling, and Litter Control	2,263,056.01	534,975.08	445,420.64	2,352,610.45	1,313.62	2,353,924.07
045	State Vehicle Parking	410,858.25	236,833.16	350,036.26	297,655.15	55.00	297,710.15
048	Marine Fuel Tax Refund	320,095.48	1,246.65	307.68	321,034.45	32.54	321,066.99
04E	Uniform Commercial Code	1,856,935.76	68,243.50	95,229.08	1,829,950.18	1,829,950.18
04H	Surface Mining Reclamation	769,451.92	59.80	42,098.78	727,412.94	727,412.94
04M	Recreational Fisheries Enhancement	1,259,220.72	15,648.06	125,647.30	1,149,221.48	13,250.00	1,162,471.48
04R	Drinking Water Assistance	32,537,340.45	3,815,613.53	9,968,528.91	26,384,425.07	35,654.98	26,420,080.05
04V	Vehicle License Fraud	22,214.44	4,443.94	10,470.09	16,188.29	16,188.29
04W	Waterworks Operator Certification	1,068,505.64	36,143.44	122,868.30	981,780.78	219.00	981,999.78
058	Public Works Assistance	33,159,060.00	2,108,245.43	4,748,450.73	30,518,854.70	2,441.46	30,521,296.16
05H	Disaster Response	(29,257,629.67)	11,851,944.45	4,890,217.05	(22,295,902.27)	237,135.19	(22,058,767.08)
05R	Drinking Water Assistance Administrative	5,429,256.48	16,497.78	16,471.84	5,429,282.42	5,429,282.42
05W	State Drought Preparedness	3,033,011.23	93.65	2,944.90	3,030,159.98	3,030,159.98
06A	Salmon Recovery	23,102.84	23,102.84	23,102.84
06G	Real Estate Appraiser Commission	476,289.11	71,106.84	58,081.93	489,314.02	200.00	489,514.02
06K	Lead Paint	108,736.40	(19,000.00)	8,653.37	81,083.03	81,083.03
06L	Business and Professions	6,319,467.14	715,410.69	616,545.36	6,418,332.47	75,150.06	6,493,482.53
06R	Real Estate Research	1,016,161.36	18,450.00	188.00	1,034,423.36	1,034,423.36

RECEIPTS AND DISBURSEMENTS FOR TREASURY FUNDS

		November 1, 2016	November 2016		November 30, 2016		
		Beginning Book Balance	Plus Receipts	Less Disbursements	Ending Book Balance	Outstanding Warrants	Ending Cash Balance
SPECIAL REVENUE FUNDS (Continued)							
06T	License Plate Technology	\$ 716,781.54	\$ 99,317.39	\$ (451.21)	\$ 816,550.14	\$ 90.97	\$ 816,641.11
071	Warm Water Game Fish	328,871.09	11,866.47	100,595.86	240,141.70	13,380.98	253,522.68
07C	Vessel Response	1,625.00	50.00	1,675.00	1,675.00
07W	Domestic Violence Prevention	1,495,612.53	100,633.68	24,919.60	1,571,326.61	1,571,326.61
080	Grade Crossing Protective	385,661.62	190.00	385,851.62	385,851.62
081	State Patrol Highway	40,812,992.27	16,696,335.84	18,238,312.34	39,271,015.77	83,902.46	39,354,918.23
082	Motorcycle Safety Education	1,978,388.20	184,456.93	131,372.63	2,031,472.50	3,880.00	2,035,352.50
084	Building Code Council	122,892.38	30,814.43	(58,263.67)	211,970.48	1,394.76	213,365.24
086	Fire Service Training	6,352,332.16	36,871.79	371,495.32	6,017,708.63	6,397.96	6,024,106.59
087	Park Land Trust Revolving	1,741,211.20	86,567.88	(485,864.07)	2,313,643.15	7,412.25	2,321,055.40
08A	Education Legacy Trust	123,282,114.53	18,886,362.49	18,093,955.97	124,074,521.05	39,414.99	124,113,936.04
08G	Flexible Spending Administrative	2,426,846.61	20,300.00	63,196.97	2,383,949.64	2,383,949.64
08H	Military Department Rental and Lease	1,593,701.56	21,041.02	4,683.14	1,610,059.44	148.00	1,610,207.44
08K	Problem Gambling	486,113.67	63,042.41	69,100.00	480,056.08	480,056.08
08M	Small City Pavement and Sidewalk	2,315,545.34	85,137.79	58,214.22	2,342,468.91	2,342,468.91
08R	Waste Tire Removal	5,323,908.08	396,053.60	6,131.94	5,713,829.74	5,713,829.74
094	Transportation Infrastructure	7,200,177.85	94,455.28	101,298.01	7,193,335.12	7,193,335.12
095	Electrical License	11,449,339.17	1,808,321.00	2,212,337.63	11,045,322.54	11,944.88	11,057,267.42
096	Highway Infrastructure	1,109,517.90	548.07	1,110,065.97	1,110,065.97
097	Recreational Vehicle	2,792,064.21	27,318.36	5,802.43	2,813,580.14	9.00	2,813,589.14
099	Puget Sound Capital Construction	16,239,027.23	1,356,156.57	3,177,768.41	14,417,415.39	14,033.29	14,431,448.68
09E	Freight Mobility Investment	12,530,009.18	6,039.16	232,359.04	12,303,689.30	12,303,689.30
09F	High-Occupancy Toll Lanes Operations	3,603,454.62	863.72	(136,964.22)	3,741,282.56	3,741,282.56
09H	Transportation Partnership	324,316,929.56	11,059,655.12	(32,768,619.20)	368,145,203.88	1,494,604.13	369,639,808.01
09M	Aquatic Invasive Species Enforcement	400,653.52	619.00	2,877.10	398,395.42	0.60	398,396.02
09N	Aquatic Invasive Species Prevention	269,907.16	1,857.00	22,700.48	249,063.68	1.80	249,065.48
09P	City-County Assistance	1,456,396.85	1,618,685.13	527.11	3,074,554.87	538.42	3,075,093.29
09T	Washington Main Street Trust Fund	58,694.34	58,694.34	58,694.34
102	Rural Arterial Trust	18,790,329.36	1,665,472.46	4,752,089.84	15,703,711.98	25,265.29	15,728,977.27
104	State Wildlife	30,821,840.69	2,112,963.98	4,540,411.45	28,394,393.22	85,388.31	28,479,781.53
106	Highway Safety	48,577,674.24	11,265,176.17	10,138,587.88	49,704,262.53	169,009.50	49,873,272.03
107	Liquor Excise Tax	2,740,852.87	2,864,460.30	12,328.91	5,592,984.26	5,592,984.26
108	Motor Vehicle	306,385,783.66	117,096,125.63	163,992,571.45	259,489,337.84	4,772,001.16	264,261,339.00
109	Puget Sound Ferry Operations	45,595,722.61	16,912,226.97	18,850,305.67	43,657,643.91	278,737.54	43,936,381.45
10A	Aquatic Algae Control	422,480.93	1,238.00	42,880.67	380,838.26	1.20	380,839.46
10B	Home Security Fund	13,583,084.04	1,851,765.25	715,725.37	14,719,123.92	18,848.00	14,737,971.92
10G	Water Rights Tracking System	493,656.19	29,731.55	523,387.74	523,387.74
110	Special Wildlife	4,691,103.99	7,971.40	78,563.86	4,620,511.53	3,781.94	4,624,293.47
111	Public Service Revolving	14,196,433.77	958,482.68	1,340,628.19	13,814,288.26	21,028.33	13,835,316.59
113	Common School Construction	105,206,946.52	374,760.06	8,348,089.29	97,233,617.29	70,468.49	97,304,085.78

RECEIPTS AND DISBURSEMENTS FOR TREASURY FUNDS

	November 1, 2016		November 2016		November 30, 2016		
	Beginning Book Balance		Plus Receipts	Less Disbursements	Ending Book Balance	Outstanding Warrants	Ending Cash Balance
SPECIAL REVENUE FUNDS (Continued)							
116 Basic Data	\$ 85,620.00		\$ 43,550.00	\$	\$ 129,170.00	\$	\$ 129,170.00
119 Unemployment Compensation Administration	(548,819.47)		11,843,266.90	11,045,254.11	249,193.32	3,716,671.29	3,965,864.61
11B Regional Mobility Grant Program	43,248,599.88		20,742.93	1,090,661.42	42,178,681.39	42,178,681.39
11E Freight Mobility Multimodal	10,610,851.98		5,083.65	10,615,935.63	10,615,935.63
11H Forest and Fish Support	6,260,050.15		314,527.26	47,738.45	6,526,838.96	300.58	6,527,139.54
11K Washington Auto Theft Prevention Authority	(853,038.47)		501,695.90	258,910.85	(610,253.42)	715.26	(609,538.16)
120 Administrative Contingency	17,315,843.86		2,127,485.83	3,534,446.46	15,908,883.23	17,814.56	15,926,697.79
12C Affordable Housing For All	4,121,070.67		439,433.72	566,904.90	3,993,599.49	1,482.11	3,995,081.60
12M Charitable Organization Education	1,281,327.01		36,790.00	53,454.85	1,264,662.16	60.00	1,264,722.16
12T Traumatic Brain Injury	1,646,392.80		107,715.56	93,542.13	1,660,566.23	1,660,566.23
134 Employment Services Administrative	20,051,562.17		6,529,518.45	1,367,336.43	25,213,744.19	21,471.19	25,235,215.38
138 Insurance Commissioner's Regulatory	25,681,853.24		60,802.74	2,363,491.91	23,379,164.07	11,173.40	23,390,337.47
144 Transportation Improvement	54,162,984.94		7,988,227.16	10,955,563.35	51,195,648.75	471.16	51,196,119.91
146 Firearms Range	1,314,591.38		32,847.00	18,522.40	1,328,915.98	18,522.40	1,347,438.38
14A Wildlife Rehabilitation	620,517.84		12,188.43	4,040.36	628,665.91	628,665.91
14G Ballast Water Management	23,000.00		23,000.00	23,000.00
14M Financial Fraud & ID Theft	973,947.27		74,610.00	30,974.53	1,017,582.74	1,017,582.74
14R Military Active State Service
14V Ignition Interlock Device	3,229,419.79		251,360.00	188,249.32	3,292,530.47	5,791.00	3,298,321.47
150 Low-Income Weatherization/ Structural Rehabilitation Assistance	2,388,198.59		1,146.25	1,683.53	2,387,661.31	2,387,661.31
153 Rural Mobility Grant Program	4,327,451.06		2,132.35	671,691.83	3,657,891.58	3,657,891.58
154 New Motor Vehicle Arbitration	2,305,224.46		52,944.00	51,189.17	2,306,979.29	233.00	2,307,212.29
158 Aquatic Land Dredged Material Disposal Site	417,660.73		417,660.73	417,660.73
159 Parks Improvement	1,075,599.44		18,480.31	18,943.81	1,075,135.94	1,075,135.94
15H Cleanup Settlement	54,369,748.14		29,203.78	587,281.92	53,811,670.00	7,771.86	53,819,441.86
15M Biotoxin	373,600.78		16,483.09	76,466.68	313,617.19	1,032.42	314,649.61
15P Energy Recovery Act	7,493,733.25		3,775.64	7,497,508.89	7,497,508.89
160 Wood Stove Education and Enforcement	592,443.41		30,150.00	16,942.28	605,651.13	605,651.13
162 Farm Labor Contractor	56,768.23		3,555.00	60,323.23	60,323.23
167 Natural Resources Conservation Areas Stewardship	289,919.19		1.01	(3,255.40)	293,175.60	293,175.60
16A Judicial Stabilization Trust	25,797.89		455,923.38	44,074.64	437,646.63	27,312.63	464,959.26
16J SR 520 Corridor	189,746,675.44		(2,990,625.25)	22,543,022.37	164,213,027.82	28,827.70	164,241,855.52
16M Appraisal Management Company	436,038.67		6,030.00	5,900.67	436,168.00	30.00	436,198.00
16P Marine Resources Stewardship Trust	524,958.64		264.58	5,707.94	519,515.28	519,515.28
16W Hospital Safety Net Assessment	43,049,755.71		24,640,226.69	8,690,649.97	58,999,332.43	58,999,332.43
172 Basic Health Plan Trust	1,081,232.58		1,081,232.58	1,081,232.58
173 State Toxics Control	45,870,174.27		9,551,297.10	6,017,478.09	49,403,993.28	85,708.17	49,489,701.45
174 Local Toxics Control	28,354,046.14		7,136,172.47	3,141,458.80	32,348,759.81	905.57	32,349,665.38
176 Water Quality Permit	16,044,463.83		127,333.75	1,609,006.74	14,562,790.84	6,526.72	14,569,317.56
17B Home Visiting Services	5,313,906.07		786,792.28	1,114,350.77	4,986,347.58	1,514.97	4,987,862.55

RECEIPTS AND DISBURSEMENTS FOR TREASURY FUNDS

	November 1, 2016		November 2016		November 30, 2016		
	Beginning Book Balance		Plus Receipts	Less Disbursements	Ending Book Balance	Outstanding Warrants	Ending Cash Balance
SPECIAL REVENUE FUNDS (Continued)							
17N Complete Streets Grant Program	\$	\$	\$	\$	\$	\$	\$
17P SR520 Civil Penalties	8,051,441.65		4,080.57	874,712.65	7,180,809.57	30,968.00	7,211,777.57
17T Health Benefit Exchange	3,427,656.15				3,427,656.15		3,427,656.15
17W Limousine Carriers	39,140.18		741.24		39,881.42		39,881.42
182 Underground Storage Tank	948,736.55		170,971.11	155,239.47	964,468.19	1,094.09	965,562.28
186 County Arterial Preservation	979,082.86		1,279,945.73	1,318,581.51	940,447.08	852.90	941,299.98
18J Capital Vessel Replacement	5,705,080.12		842,056.24	(9,057.65)	6,556,194.01	1,395.08	6,557,589.09
18L Hydraulic Project Approval	188,815.29		19,950.00	23,919.87	184,845.42	1,050.00	185,895.42
199 Biosolids Permit	1,647,074.11		87,494.51	58,205.41	1,676,363.21	416.63	1,676,779.84
19A Medicaid Fraud Penalty	24,363,303.59		15,560.01	367,229.63	24,011,633.97	1,230.43	24,012,864.40
19C Forest Practice Application	698,998.27		24.33	3,549.43	695,473.17		695,473.17
19G Environmental Legacy Stewardship	49,672,826.23		69.54	3,047,021.18	46,625,874.59	17,398.04	46,643,272.63
19T DOL Technology Improvement and Data Management	611,878.26		50,103.78		661,982.04		661,982.04
200 Regional Fisheries Enhancement Salmonid Recovery	4,186.24			64,673.98	(60,487.74)		(60,487.74)
201 Department of Licensing Services	1,507,900.65		199,127.29	443,114.08	1,263,913.86	179.94	1,264,093.80
202 Medical Test Site Licensure	(648,238.03)		(3,192.29)	59,984.79	(711,415.11)	1,983.28	(709,431.83)
203 Passenger Ferry	27.39				27.39		27.39
204 Volunteer Fire Fighters' and Reserve Officers' Administrative	1,392,843.43		693.06	49,630.46	1,343,906.03	826.81	1,344,732.84
207 Hazardous Waste Assistance	2,076,588.61		36,605.76	249,950.50	1,863,243.87	381.73	1,863,625.60
20B Brownfield Redevelopment Trust Fund							
20H Connecting Washington	271,343,064.01		33,656,982.70	14,519,042.27	290,481,004.44	48,141.51	290,529,145.95
20J Electric Vehicle Charging Infrastructure	1,002,977.13		481.22		1,003,458.35		1,003,458.35
20M Puget Sound Taxpayer Accountability							
20N Transportation Future Funding Program							
20R Radioactive Mixed Waste	685,618.46		2,138,482.00	545,675.86	2,278,424.60	1,491.33	2,279,915.93
20T PLIA Underground Storage Tank Revolving	2,409,513.88		3,137.29	25,802.79	2,386,848.38		2,386,848.38
20V Economic Gardening Pilot Project							
215 Special Category C	3,683,872.59		79,563.94		3,763,436.53		3,763,436.53
216 Air Pollution Control	1,779,555.82		35,380.93	103,214.77	1,711,721.98	400.67	1,712,122.65
217 Oil Spill Prevention	4,491,499.70		318,869.01	416,719.98	4,393,648.73	2,204.68	4,395,853.41
218 Multimodal Transportation	107,579,602.99		33,324,845.60	33,893,014.16	107,011,434.43	36,528.10	107,047,962.53
222 Freshwater Aquatic Weeds	877,035.74		13,104.00	97,055.84	793,083.90	134.51	793,218.41
223 State Oil Spill Response	7,877,924.46		69,289.58	30,219.40	7,916,994.64	29.00	7,917,023.64
234 Public Works Administration	12,989,199.77		358,360.08	396,809.74	12,950,750.11	3,429.86	12,954,179.97
235 Youth Tobacco & Vapor Product Prevention	1,354,073.50		175,502.73	60,033.65	1,469,542.58	690.00	1,470,232.58
237 Recreation Access Pass	998,833.24		(139,300.41)	19,381.00	840,151.83	215.00	840,366.83
260 University of Washington Operating Fees	2.95				2.95		2.95
262 Manufactured Home Installation Training	444,305.90		16,309.01	20,972.35	439,642.56	30.13	439,672.69
263 Community and Economic Development Fee	2,158,775.88		78,175.00	69,789.34	2,167,161.54	22,384.44	2,189,545.98
267 Recreation Resources	10,581,906.21		1,103,537.97	411,229.12	11,274,215.06		11,274,215.06

RECEIPTS AND DISBURSEMENTS FOR TREASURY FUNDS

		November 1, 2016	November 2016		November 30, 2016		
		Beginning Book Balance	Plus Receipts	Less Disbursements	Ending Book Balance	Outstanding Warrants	Ending Cash Balance
SPECIAL REVENUE FUNDS (Continued)							
268	Nonhighway and Off-Road Vehicle Activities (NOVA) Program	\$ 6,621,487.12	\$ 568,803.13	\$ 299,976.26	\$ 6,890,313.99	\$ 25.00	\$ 6,890,338.99
269	Parks Renewal and Stewardship	31,219,741.51	4,374,219.97	5,839,109.64	29,754,851.84	74,810.27	29,829,662.11
271	Washington State University Operating Fees
275	Central Washington University Operating Fees
277	State Agency Parking	236,084.37	10,725.00	10,200.81	236,608.56	105.00	236,713.56
296	Columbia River Basin Water Supply Rev Recovery	2,804,087.22	70,718.36	382.51	2,874,423.07	2,874,423.07
315	Dedicated Marijuana Fund	82,491,571.30	25,687,414.46	3,650,406.24	104,528,579.52	101,582.67	104,630,162.19
319	Public Health Supplemental	2,129,029.46	(1,511.35)	256,148.59	1,871,369.52	157.13	1,871,526.65
404	State Treasurer's Service	8,944,309.21	1,716,858.50	690,819.13	9,970,348.58	146.12	9,970,494.70
408	Coastal Protection	895,663.48	14,686.60	12,840.38	897,509.70	897,509.70
441	Local Government Archives	1,107,046.71	341,627.28	216,389.92	1,232,284.07	1,232,284.07
500	Perpetual Surveillance and Maintenance	45,665,263.92	30,455.59	45,695,719.51	45,695,719.51
507	Oyster Reserve Land	488,948.64	234.78	2,550.72	486,632.70	486,632.70
511	Tacoma Narrows Toll Bridge	22,572,975.25	(4,378,397.65)	(4,378,167.99)	22,572,745.59	20.00	22,572,765.59
513	Derelict Vessel Removal	950,904.46	3,795.03	(3,635.48)	958,334.97	44.40	958,379.37
532	Washington Housing Trust	9,016,268.12	193,682.22	284,302.00	8,925,648.34	8,925,648.34
535	Alaskan Way Viaduct Replacement Project	(350.00)	350.00	350.00
549	Election	3,823,109.70	1,834.68	72,819.59	3,752,124.79	3,752,124.79
550	Transportation 2003	3,879,108.18	5,129,963.48	11,284,369.20	(2,275,297.54)	108,265.62	(2,167,031.92)
562	Skilled Nursing Facility Safety Net Trust	6,149,611.51	1,431.72	463,603.51	5,687,439.72	3,234.00	5,690,673.72
564	Water Pollution Control Revolving Administration	2,533,550.26	263,661.20	27,936.42	2,769,275.04	2,769,275.04
565	Yakima Integrated Plan Implementation Revenue Recovery	3.58	3.58	3.58
566	Community Forest Trust	51,464.92	24.69	51,489.61	51,489.61
571	Multiuse Roadway Safety	124,870.75	4,471.46	129,342.21	129,342.21
595	I-405 Express Toll Lanes Operations	17,356,592.69	2,722.39	(1,779,064.19)	19,138,379.27	19,138,379.27
600	Department of Retirement Systems Expense	7,679,378.60	2,952,692.68	2,836,669.05	7,795,402.23	54,787.26	7,850,189.49
689	Rural Washington Loan	9,164,885.81	4,398.38	7,334.26	9,161,949.93	9,161,949.93
727	Water Pollution Control Revolving	181,069,692.38	17,750,436.24	24,606,280.30	174,213,848.32	497.59	174,214,345.91
733	Capitol Campus Reserve
777	Prostitution Prevention and Intervention	80,250.99	2,553.67	1,580.93	81,223.73	81,223.73
785	State Educational Trust Fund	5,899,492.35	62,726.64	264.20	5,961,954.79	473.68	5,962,428.47
818	Youth Athletic Facility	186,920.66	89.68	187,010.34	187,010.34
825	Tobacco Settlement
844	Money-Purchase Retirement Savings Administrative
874	OASI Revolving	190,756.09	(172.58)	11,606.70	178,976.81	0.01	178,976.82
887	Public Facilities Construction Loan Revolving	21,203,284.45	10,200.86	61,827.99	21,151,657.32	309.04	21,151,966.36
888	Deferred Compensation Administrative	1,123,876.35	(57,489.31)	123,579.40	942,807.64	0.15	942,807.79
893	Radiation Perpetual Maintenance	338,626.33	162.47	338,788.80	338,788.80
TOTAL SPECIAL REVENUE FUNDS		\$ 2,951,370,074.83	\$ 444,965,163.40	\$ 446,609,348.74	\$ 2,949,725,889.49	\$ 12,431,398.85	\$ 2,962,157,288.34

RECEIPTS AND DISBURSEMENTS FOR TREASURY FUNDS

		November 1, 2016	November 2016		November 30, 2016		
		Beginning Book Balance	Plus Receipts	Less Disbursements	Ending Book Balance	Outstanding Warrants	Ending Cash Balance
DEBT SERVICE FUNDS							
303	Highway Bond Retirement	\$ 140,190,159.36	\$ 41,032,836.85	\$	\$ 181,222,996.21	\$	\$ 181,222,996.21
304	Ferry Bond Retirement	6,083,234.79	1,352,292.05	7,435,526.84	7,435,526.84
305	Transportation Improvement Board Bond Retirement	4,913,542.53	678,660.42	5,592,202.95	5,592,202.95
347	Washington State University Bond Retirement	7,916,952.72	817,607.43	(71,850.66)	8,806,410.81	8,806,410.81
348	University of Washington Bond Retirement	4,354,670.36	5,685,368.17	(93,319.50)	10,133,358.03	10,133,358.03
380	Debt-Limit General Fund Bond Retirement	6,657.26	6,657.26	6,657.26
381	Debt-Limit Reimbursable Bond Retirement	5.22	5.22	5.22
382	Nondebt-Limit General Fund Bond Retirement
383	Nondebt-Limit Reimbursable Bond Retirement	354.91	37,400.00	37,400.00	354.91	354.91
384	Nondebt-Limit Proprietary Appropriated Bond Retirement
385	Nondebt-Limit Proprietary Nonappropriated Bond Retirement
386	Nondebt-Limit Revenue Bond Retirement
389	Toll Facility Bond Retirement	15,576,639.33	3,077,712.77	18,654,352.10	18,654,352.10
TOTAL DEBT SERVICE FUNDS		\$ 179,042,216.48	\$ 52,681,877.69	\$ (127,770.16)	\$ 231,851,864.33	\$	\$ 231,851,864.33
CAPITAL PROJECTS FUNDS							
01L	Higher Education Construction	\$	\$	\$	\$	\$	\$
036	Capitol Building Construction	(1,412,218.55)	(1,437.27)	(1,401,533.41)	(12,122.41)	(12,122.41)
056	State Higher Education Construction	2,332.20	1.12	2,333.32	2,333.32
057	State Building Construction	232,030,933.66	8,037,607.26	113,548,875.84	126,519,665.08	1,986,174.10	128,505,839.18
060	Community and Technical College Capital Projects	19,535,879.42	4,910,250.87	4,451,445.65	19,994,684.64	19,994,684.64
061	Eastern Washington University Capital Projects	4,835,761.22	177,295.45	1,116,055.56	3,897,001.11	3,897,001.11
062	Washington State University Building	2,542,236.21	84,984.36	714,587.56	1,912,633.01	1,912,633.01
063	Central Washington University Capital Projects	4,147,132.72	103,625.62	2,241,358.26	2,009,400.08	2,009,400.08
064	University of Washington Building	11,698,432.85	5,634,519.34	3,282,606.09	14,050,346.10	14,050,346.10
065	Western Washington University Capital Projects	3,461,947.11	1,512,213.16	475,570.60	4,498,589.67	4,498,589.67
066	The Evergreen State College Capital Projects	2,215,001.04	102,699.60	136,345.81	2,181,354.83	2,181,354.83
075	State Social and Health Services Construction	5,371.39	5,371.39	5,371.39
18B	Columbia River Basin Tax Bond Water Supply Development	3,316,487.86	1,591.24	3,318,079.10	3,318,079.10
245	Public Safety Reimbursable Bond	4.12	4.12	4.12
246	Community and Technical College Forest Reserve	1,757,645.11	1,757,645.11	1,757,645.11
289	Thurston County Capital Facilities	5,495,410.85	358,487.63	108,346.13	5,745,552.35	3,576.47	5,749,128.82
357	Gardner-Evans Higher Education Construction	47,329.27	47,329.27	47,329.27
364	Military Department Capital	1,674,617.82	(207,619.43)	1,882,237.25	1,882,237.25
TOTAL CAPITAL PROJECTS FUNDS		\$ 291,354,304.30	\$ 20,921,838.38	\$ 124,466,038.66	\$ 187,810,104.02	\$ 1,989,750.57	\$ 189,799,854.59
PERMANENT FUNDS							
04B	Natural Resources Real Property Replacement	\$ 4,596,684.23	\$ 2,205.14	\$	\$ 4,598,889.37	\$	\$ 4,598,889.37
601	Agricultural Permanent	94,462.34	(617,587.19)	712,049.53	712,049.53
603	Millersylvania Park Trust	5,432.43	2.61	5,435.04	5,435.04

RECEIPTS AND DISBURSEMENTS FOR TREASURY FUNDS

		November 1, 2016	November 2016		November 30, 2016		
		Beginning Book Balance	Plus Receipts	Less Disbursements	Ending Book Balance	Outstanding Warrants	Ending Cash Balance
PERMANENT FUNDS (Continued)							
604	Normal School Permanent	\$ 128,058.33	\$	\$ (557,781.02)	\$ 685,839.35	\$	\$ 685,839.35
605	Permanent Common School	1,530,908.70	4,470.00	1,480,981.43	54,397.27	54,397.27
606	Scientific Permanent	120,318.13	(222,063.74)	342,381.87	342,381.87
607	State University Permanent	151,929.08	1,800.89	150,128.19	150,128.19
851	Developmental Disabilities Community Trust	382,820.04	183.68	383,003.72	383,003.72
TOTAL PERMANENT FUNDS		\$ 7,010,613.28	\$ 6,861.43	\$ 85,350.37	\$ 6,932,124.34	\$	\$ 6,932,124.34
ENTERPRISE FUNDS							
401	Correctional Industries	\$ 10,386,663.86	\$ 6,508,010.02	\$ 7,158,657.35	\$ 9,736,016.53	\$ 298,364.48	\$ 10,034,381.01
407	Secretary of State's Revolving	9,682,941.88	620,861.53	523,951.83	9,779,851.58	603.00	9,780,454.58
578	Lottery Administrative	285,193.66	1,211,136.42	1,047,841.66	448,488.42	591.24	449,079.66
608	Accident	22,314,761.82	212,194,051.75	232,530,686.18	1,978,127.39	12,122,672.72	14,100,800.11
609	Medical Aid	12,391,474.53	165,753,034.63	176,345,313.90	1,799,195.26	4,862,782.69	6,661,977.95
610	Accident Reserve	578,304.15	207,363,949.65	206,873,869.56	1,068,384.24	1,540,257.45	2,608,641.69
881	Supplemental Pension	5,283,056.09	111,962,442.74	114,345,553.41	2,899,945.42	1,495,493.58	4,395,439.00
883	Second Injury	27,974,667.43	(24,570,462.48)	59,261.55	3,344,943.40	4,249.11	3,349,192.51
TOTAL ENTERPRISE FUNDS		\$ 88,897,063.42	\$ 681,043,024.26	\$ 738,885,135.44	\$ 31,054,952.24	\$ 20,325,014.27	\$ 51,379,966.51
INTERNAL SERVICE FUNDS							
006	Public Records Efficiency, Preservation & Access	\$ 2,011,972.88	\$ 89,751.09	\$ 240,536.79	\$ 1,861,187.18	\$	\$ 1,861,187.18
405	Legal Services Revolving	20,433,881.60	10,730,474.50	11,414,326.99	19,750,029.11	96,110.48	19,846,139.59
410	Transportation Equipment	14,440,161.60	1,023,117.32	711,819.87	14,751,459.05	8,231.36	14,759,690.41
415	Personnel Service	3,695,532.79	242,232.74	469,334.20	3,468,431.33	2,931.12	3,471,362.45
418	State Health Care Authority Administrative	3,585,099.52	1,552,848.00	1,754,829.57	3,383,117.95	13,569.46	3,396,687.41
455	Higher Education Personnel Service	704,887.81	57,599.17	98,205.71	664,281.27	942.15	665,223.42
468	OFM Central Service	1,058,000.00	9,000.00	1,067,000.00	1,067,000.00
483	Auditing Services Revolving	1,670,596.71	302,987.95	608,633.60	1,364,951.06	136.66	1,365,087.72
484	Administrative Hearings Revolving	(5,763.20)	1,463,474.71	1,428,893.42	28,818.09	1,695.84	30,513.93
TOTAL INTERNAL SERVICE FUNDS		\$ 47,594,369.71	\$ 15,471,485.48	\$ 16,726,580.15	\$ 46,339,275.04	\$ 123,617.07	\$ 46,462,892.11
PENSION TRUST FUNDS							
614	Volunteer Firefighters' Relief and Pension Principal	\$ 18,148,073.44	\$ 20,125.50	\$ 1,104,883.02	\$ 17,063,315.92	\$ 152,717.58	\$ 17,216,033.50
615	State Patrol - Plan 1	871,515.68	5,566,869.68	5,495,127.17	943,258.19	56,558.70	999,816.89
616	Judges' Retirement	695,807.09	323.22	32,880.99	663,249.32	663,249.32
630	State Patrol - Plan 2	329,513.20	526,472.08	520,296.29	335,688.99	9,824.90	345,513.89
631	Public Employees' Retirement System Plan 1	10,104,686.76	150,036,700.44	150,059,204.04	10,082,183.16	1,818,479.21	11,900,662.37
632	Teachers' Retirement System Plan 1	7,757,552.86	104,512,213.82	104,449,928.05	7,819,838.63	1,023,111.11	8,842,949.74
633	School Employees' Retirement System Combined Plan 2 & 3	3,538,965.94	47,954,381.67	47,478,875.64	4,014,471.97	324,496.62	4,338,968.59
635	Public Safety Employees Retirement System Plan 2	297,122.04	5,170,638.60	5,163,383.39	304,377.25	34,056.11	338,433.36
641	Public Employees' Retirement System Combined Plan 2 & 3	9,597,726.52	216,158,738.46	216,385,104.67	9,371,360.31	1,468,699.23	10,840,059.54
642	Teachers' Retirement System Combined Plan 2 and 3	7,689,830.19	146,840,406.74	145,334,532.02	9,195,704.91	275,918.34	9,471,623.25

RECEIPTS AND DISBURSEMENTS FOR TREASURY FUNDS

	November 1, 2016		November 2016		November 30, 2016		
	Beginning Book Balance		Plus Receipts	Less Disbursements	Ending Book Balance	Outstanding Warrants	Ending Cash Balance
PENSION TRUST FUNDS (Continued)							
722	Deferred Compensation Principal	\$ 1,881,501.15	\$ 36,164,970.31	\$ 35,550,463.64	\$ 2,496,007.82	\$	\$ 2,496,007.82
729	Judicial Retirement Principal	9,257.55	20,634.95	20,629.52	9,262.98	\$	9,262.98
819	LEOFFS Plan 1 Retirement	2,910,927.17	30,274,203.40	30,245,448.42	2,939,682.15	655,098.77	3,594,780.92
829	LEOFFS Plan 2 Retirement	3,084,934.79	43,037,740.18	43,098,623.89	3,024,051.08	168,778.73	3,192,829.81
882	Washington Judicial Retirement System	8,606,816.69	3,937.93	735,841.71	7,874,912.91	6,752.61	7,881,665.52
	TOTAL PENSION TRUST FUNDS	\$ 75,524,231.07	\$ 786,288,356.98	\$ 785,675,222.46	\$ 76,137,365.59	\$ 5,994,491.91	\$ 82,131,857.50
AGENCY FUNDS							
01P	Suspense	\$ 24,317,391.83	\$ 31,962,780.15	\$ 27,417,455.30	\$ 28,862,716.68	\$ 52,916.14	\$ 28,915,632.82
01R	Undistributed Receipts	1,242,900.00	(37,126.04)	\$	1,205,773.96	\$	1,205,773.96
01T	Local Leasehold Excise Tax	2,664,781.85	4,144,973.43	(503.64)	6,810,258.92	\$	6,810,258.92
034	Local Sales and Use Tax	(75.23)	\$	(75.23)	\$	\$	\$
035	State Payroll Revolving	8,181,074.05	433,244,092.02	426,252,162.56	15,173,003.51	1,663,183.07	16,836,186.58
165	Salary Reduction	4,513,704.45	2,425,966.21	2,048,620.75	4,891,049.91	\$	4,891,049.91
768	Local Real Estate Excise Tax	\$	1,842,411.06	1,842,411.06	\$	\$	\$
795	State Investment Board Commingled Monthly Bond	\$	\$	\$	\$	\$	\$
865	State Investment Board Commingled Trust	\$	7,706.02	7,706.02	\$	\$	\$
877	OASI Contribution	\$	\$	\$	\$	\$	\$
	TOTAL AGENCY FUNDS	\$ 40,919,776.95	\$ 473,590,802.85	\$ 457,567,776.82	\$ 56,942,802.98	\$ 1,716,099.21	\$ 58,658,902.19
	TOTAL TREASURY FUNDS	\$ 4,748,394,378.21	\$ 5,799,800,007.34	\$ 4,798,488,368.92	\$ 5,749,706,016.63	\$ 62,792,260.27	\$ 5,812,498,276.90

RECEIPTS AND DISBURSEMENTS FOR TREASURER'S TRUST FUNDS

		November 1, 2016	November 2016		November 30, 2016		
		Beginning Book Balance	Plus Receipts	Less Disbursements	Ending Book Balance	Outstanding Warrants	Ending Cash Balance
GENERAL FUND							
06N	Local Tax Administration	\$	\$	\$	\$	\$	\$
07F	Commercial Fisheries Buyback
08B	Foster Care Endowed Scholarship Trust	15,472.37	7.43	15,479.80	15,479.80
08E	Individual Development Account Program	7,317.37	3.51	1,000.00	6,320.88	6,320.88
08N	State Financial Aid	32,786,729.18	10,021,012.82	35,941,027.94	6,866,714.06	10,230.62	6,876,944.68
08T	Transportation Innovative Partnership
10L	Health Insurance Partnership
10V	Invasive Species Council
10W	Family and Medical Leave Enforcement
11M	Poet Laureate	115.55	115.55	115.55
11R	Hospital Infection Control Grant
12L	Outdoor Education and Recreation Prog	1,001,206.33	127,997.81	873,208.52	873,208.52
12P	Geoduck Aquaculture Research	0.48	0.48	0.48
131	Fair	2,080,579.53	1,000.31	7,881.11	2,073,698.73	464.58	2,074,163.31
132	State Trade Fair
14F	Family Leave Insurance	394,422.04	189.24	394,611.28	394,611.28
14N	Legislative Oral History	61,620.70	61,620.70	61,620.70
14P	Skeletal Human Remains Assistance	259,624.36	7,981.78	251,642.58	251,642.58
15B	Food Animal Vet Scholarship
15N	Business Assistance
16F	Washington State Flag	410.96	410.96	410.96
16K	Mortgage Recovery
16R	Multiagency Permitting Team	92,766.44	8,101.43	8,056.92	92,810.95	92,810.95
17R	Aerospace Training Student Loan	2,650,288.96	21,564.94	11,262.70	2,660,591.20	2,660,591.20
18C	Native Education Public-Private Partnership
18F	High School Completion
18G	Opportunity Scholarship Match Transfer	21,000,000.00	21,000,000.00	21,000,000.00
18K	24/7 Sobriety	13,810.43	(575.49)	13,234.94	13,234.94
18V	Science, Technology, Engineering and Math Education Lighthouse
19J	Universal Communications Services	8,275,422.00	8,275,422.00	8,275,422.00
19V	Cancer Research Endowment Match Transfer	4,953,080.85	6,306.83	4,946,774.02	4,946,774.02
290	Savings Incentive	2,799,375.37	2,799,375.37	2,799,375.37
447	Information Technology Investment Revolving	20,222,017.70	70,000.00	976,100.12	19,315,917.58	19,315,917.58
490	Regional Transportation Investment District
514	Agricultural Conservation Easements
534	Washington Graduate Fellowship Trust	489.80	489.80	489.80
551	Washington Youth and Families	124,634.31	124,634.31	124,634.31
552	Conservation Assistance Revolving	418,634.05	2,232.00	2,137.00	418,729.05	418,729.05
646	Higher Ed Retirement Plan Supplemental Benefit	15,619.00	1,134,117.74	1,135,037.00	14,699.74	14,699.74
653	Washington Distinguished Professorship Trust

RECEIPTS AND DISBURSEMENTS FOR TREASURER'S TRUST FUNDS

		November 1, 2016	November 2016		November 30, 2016		
		Beginning Book Balance	Plus Receipts	Less Disbursements	Ending Book Balance	Outstanding Warrants	Ending Cash Balance
GENERAL FUND (Continued)							
743	College Faculty Awards Trust	\$ 186.14	\$	\$	\$ 186.14	\$	\$ 186.14
747	Health Professional Loan Repayment & Scholarship Program	9,140,697.07	3,147.18	36,396.45	9,107,447.80	2,013.36	9,109,461.16
748	Higher Education Coord. Board for Innovation and Quality
781	Cross-State Trail	473.10	473.10	473.10
793	Health Insurance Pool
817	Stadium and Exhibition Center Construction
835	Four Year Student Child Care in Higher Education	77,528.04	77,528.04	77,528.04
837	Washington's Promise Scholarship	7.98	0.01	7.99	7.99
TOTAL GENERAL FUND		\$ 106,392,530.11	\$ 11,260,801.12	\$ 38,261,185.66	\$ 79,392,145.57	\$ 12,708.56	\$ 79,404,854.13
SPECIAL REVENUE FUNDS							
01F	Crime Victims' Compensation	\$ 5,972,360.78	\$ 292,794.47	\$	\$ 6,265,155.25	\$	\$ 6,265,155.25
025	Pilotage	1,304,008.20	58,520.18	65,326.72	1,297,201.66	292.26	1,297,493.92
03K	Industrial Insurance Premium Refund	4,514,446.38	7,889.75	243,572.79	4,278,763.34	1,210.11	4,279,973.45
04F	Real Estate Education Program	667,359.18	776.18	325.00	667,810.36	667,810.36
06H	Oral History, State Library, and Archives	93,398.39	7,251.89	6,494.52	94,155.76	122.20	94,277.96
06J	Securities Prosecution	552,313.87	2,175.00	951.62	553,537.25	951.62	554,488.87
07A	Mortgage Lending Fraud Prosecution	483,682.22	31,594.94	45,349.00	469,928.16	469,928.16
07B	Organ and Tissue Donation Awareness	135,893.82	26,308.47	85,601.67	76,600.62	76,600.62
07E	Contract Harvesting Revolving	11,362,337.15	6,485.65	4,785,362.40	6,583,460.40	93,656.46	6,677,116.86
07J	"Helping Kids Speak"	5,838.01	2,400.99	2,494.34	5,744.66	5,744.66
07K	Special License Plate Applicant Trust
07L	Legislative International Trade	1,213.44	1,213.44	1,213.44
07N	Produce Railcar Pool	91,682.63	43.99	91,726.62	91,726.62
07T	Commemorative Works	3,272.72	1.57	3,274.29	3,274.29
07V	Fish and Wildlife Enforcement Reward	621,088.21	13,178.39	10,757.95	623,508.65	151.88	623,660.53
08C	Gonzaga University Alumni Association	8,685.72	2,888.66	3,206.01	8,368.37	8,368.37
08F	Lighthouse Environmental Programs	19,784.31	5,518.34	6,979.00	18,323.65	18,323.65
08J	Prescription Drug Consortium	57,036.39	57,036.39	57,036.39
08L	"Ski & Ride Washington"	7,322.22	2,870.01	3,227.00	6,965.23	6,965.23
08P	State Parks Education and Enhancement	494,592.23	8,285.67	6,549.21	496,328.69	496,328.69
08V	Veterans Stewardship	1,286,217.95	38,022.84	43,285.00	1,280,955.79	3,316.18	1,284,271.97
08W	"Washington's National Park Fund"	32,554.55	11,606.01	14,882.00	29,278.56	29,278.56
098	Eastern Washington Pheasant Enhancement	315,024.13	21,989.01	53,514.16	283,498.98	2.85	283,501.83
09A	We Love Our Pets	15,742.89	3,219.99	4,307.33	14,655.55	14,655.55
09B	Boating Safety Education Certification	731,125.55	5,505.00	27,184.81	709,445.74	290.00	709,735.74
09J	Washington Coastal Crab Pot Buoy Tag	149,652.47	27,166.25	589.59	176,229.13	176,229.13
09K	Life Sciences Discovery	6,623,340.12	3,273.31	154,215.71	6,472,397.72	75.00	6,472,472.72
09L	Nursing Resource Center	56,870.55	45,334.14	2,036.98	100,167.71	40.00	100,207.71
10F	"Share the Road"	26,615.40	6,435.33	7,520.34	25,530.39	25,530.39

RECEIPTS AND DISBURSEMENTS FOR TREASURER'S TRUST FUNDS

	November 1, 2016		November 2016		November 30, 2016		
	Beginning Book Balance		Plus Receipts	Less Disbursements	Ending Book Balance	Outstanding Warrants	Ending Cash Balance
SPECIAL REVENUE FUNDS (Continued)							
11A Employment Training Finance	\$ 337,393.96	\$	7,310.54	\$ 59,545.56	\$ 285,158.94	\$	\$ 285,158.94
11J Electronic Products Recycling	469,359.29		150,844.00	6,097.02	614,106.27	614,106.27
11P Large On-Site Sewage Systems
11V Veteran Estate Management	94,277.41		36,364.91	30,170.64	100,471.68	4,969.50	105,441.18
126 Agricultural Local	13,765,742.10		2,727,465.71	2,359,325.68	14,133,882.13	16,219.62	14,150,101.75
128 Grain Inspection Revolving	7,201,215.26		1,072,891.29	1,146,446.68	7,127,659.87	2,177.19	7,129,837.06
12E Assisted Living Facility Management	557,849.55		41,740.31	516,109.24	516,109.24
12F Manufactured/Mobile Home Dispute Resol	2,351,915.38		40,228.50	30,312.82	2,361,831.06	2,361,831.06
12G Rockfish Research	334,837.41		4,761.00	12,510.24	327,088.17	330.92	327,419.09
12H Uniformed Service Shared Leave Pool	682,879.88		(2,568.00)	685,447.88	685,447.88
12N Get Ready For Math & Science Scholarship	8,798.84		625.69	9,424.53	9,424.53
133 Children's Trust	485,611.60		52,781.61	2,000.00	536,393.21	5.00	536,398.21
14E Washington State Heritage Center	1,330,784.95		481,894.00	436,337.03	1,376,341.92	1,845.89	1,378,187.81
14W Reduced Cigarette Ignition Propensity	492,574.52		6,986.73	17,647.88	481,913.37	481,913.37
15A Transitional Housing Oper & Rent	2,037,318.59		233,514.53	1,803,804.06	1,803,804.06
15T Broadband Mapping
15V Funeral and Cemetery	712,199.32		18,535.79	59,015.51	671,719.60	90.00	671,809.60
15W Guaranteed Asset Protection Waiver	18,250.00		18,250.00	18,250.00
163 Worker and Community Right to Know	2,475,771.55		80,942.54	270,696.69	2,286,017.40	5,588.99	2,291,606.39
169 Horse Racing Commission Operating	852,134.67		95,953.05	61,976.71	886,111.01	181.16	886,292.17
16B Landscape Architects' License	276,291.98		12,660.00	13,287.60	275,664.38	275,664.38
16E Spec Forest Products Outreach/Education	9,267.33		46.02	9,313.35	9,313.35
16G Universal Vaccine Purchase	12,316,309.44		4,478,926.45	6,518,745.79	10,276,490.10	10,276,490.10
16H Columbia River Salmon/Steelhead Endorsement	1,528,715.62		22,944.00	154,972.93	1,396,686.69	97.00	1,396,783.69
16L Accessible Communities	481,929.65		12,765.31	10,879.41	483,815.55	483,815.55
16N Disabled Veterans Assistance
16T Product Stewardship Programs	364,398.46		7,184.63	357,213.83	357,213.83
17H WA Global Health Technologies Product Development	2.06		2.06	2.06
17L Foreclosure Fairness	1,641,559.02		283,750.00	393,159.45	1,532,149.57	1,532,149.57
17M Individual-Based/Portable Background Check Clearance	278,886.62		21,592.50	33,622.07	266,857.05	840.70	267,697.75
17V Volunteer Firefighters	8,119.99		2,683.33	2,347.33	8,455.99	8,455.99
180 Local Government Administrative Hearings	246,069.23		755.97	245,313.26	245,313.26
189 Clarke-McNary
18A Investing In Innovation	217,059.00		9,213.92	207,845.08	207,845.08
18E Educator Certification Processing	2,010,348.70		76,532.03	159,949.98	1,926,930.75	1,276.71	1,928,207.46
18M Music Matters Awareness	10,056.66		3,992.32	4,218.66	9,830.32	9,830.32
18N Damage Prevention	109,950.00		50.00	110,000.00	110,000.00
18R Seattle Sounders FC	17,566.28		4,158.00	11,832.34	9,891.94	9,891.94
190 Forest Fire Protection Assessment	8,239,799.80		58.79	211,575.95	8,028,282.64	3,232.68	8,031,515.32
193 State Forest Nursery Revolving	1,836,036.04		170.28	76,401.71	1,759,804.61	3,077.40	1,762,882.01

RECEIPTS AND DISBURSEMENTS FOR TREASURER'S TRUST FUNDS

	November 1, 2016		November 2016		November 30, 2016		
	Beginning Book Balance		Plus Receipts	Less Disbursements	Ending Book Balance	Outstanding Warrants	Ending Cash Balance
SPECIAL REVENUE FUNDS (Continued)							
195 Energy	\$ 0.27	\$	\$	\$	\$ 0.27	\$	\$ 0.27
197 Statute Law Committee Publications	812,860.72	7,251.46	31,456.82	788,655.36	788,655.36	
198 Access Road Revolving	4,733,998.62	327.39	(855,116.36)	5,589,442.37	16,844.76	5,606,287.13	
19B School for the Blind	848,391.61	62,338.53	174,336.65	736,393.49	1,782.85	738,176.34	
19E 4-H Program	680.34	448.00	333.67	794.67	794.67	
19F Seattle Seahawks	162,101.34	30,898.02	121,527.03	71,472.33	71,472.33	
19H Center for Childhood Deafness and Hearing Loss	402,612.61	25,238.06	4,208.16	423,642.51	423,642.51	
19M Seattle University	12,735.32	466.67	13,201.99	13,201.99	
19P Child Rescue	2,043.37	70.56	2,113.93	2,113.93	
19R Residential Services and Support	
19W Wolf-Livestock Conflict	294,374.94	(0.08)	294,375.02	294,375.02	
205 Mobile Home Park Relocation	1,661,394.88	36,796.88	9,054.42	1,689,137.34	1,689,137.34	
206 Cost of Supervision	599,513.29	122,987.88	137,035.21	585,465.96	258.29	585,724.25	
209 Regional Fisheries Enhancement Group	1,194,968.61	12,331.91	80,945.17	1,126,355.35	1,126,355.35	
20A State Flower	3,252.66	924.00	1,544.66	2,632.00	2,632.00	
20D CPA Scholarship Transfer	275,000.00	275,000.00	275,000.00	
20E WA Internet Crimes Against Children	
20G Washington Farmers and Ranchers	
20K Licensing & Enforcement System Modernization	590,168.40	97,698.01	5,248.53	682,617.88	6,403.66	689,021.54	
20P Nursing Facility Quality Enhancement	2,077,295.12	(76,171.21)	2,153,466.33	2,153,466.33	
20W Washington Tennis	
210 Fire Protection Contractor License	398,398.89	195,254.91	76,650.94	517,002.86	517,002.86	
213 Veterans' Emblem	24,902.44	266.00	25,168.44	25,168.44	
214 Temporary Worker Housing	244,744.84	(2,767.21)	1,520.67	240,456.96	300.00	240,756.96	
219 Air Operating Permit	375,851.37	61,556.39	314,294.98	30.30	314,325.28	
21A Washington State Wrestling	
21C Washington Sexual Assault Kit	2,915,455.50	1,398.83	66,637.46	2,850,216.87	2,850,216.87	
225 Fingerprint Identification	5,438,756.01	1,200,179.02	1,120,985.17	5,517,949.86	927.59	5,518,877.45	
259 Coastal Crab	94,196.90	8,445.00	4,194.98	98,446.92	98,446.92	
274 Adult Family Home	930,438.70	38,730.08	891,708.62	891,708.62	
281 Impaired Driving Safety	194,858.52	126,252.00	321,110.52	321,110.52	
283 Juvenile Accountability Incentive	83,611.59	40.14	83,651.73	83,651.73	
294 Sea Cucumber Dive Fishery	
295 Sea Urchin Dive Fishery	3.42	3.42	3.42	
297 Pipeline Safety	2,695,846.42	61,925.16	220,144.26	2,537,627.32	1,818.24	2,539,445.56	
298 Geologists'	338,439.26	14,125.00	22,497.33	330,066.93	554.00	330,620.93	
300 Financial Services Regulation	12,929,107.03	2,047,696.07	2,320,303.17	12,656,499.93	8,743.58	12,665,243.51	
320 Puget Sound Crab Pot Buoy Tag	48,880.81	135.43	48,745.38	48,745.38	
328 Crim Justice Training Commis Firing Range Maintenance	51,178.00	51,178.00	51,178.00	
416 Surplus and Donated Food Commodities Revolving	2,742,089.99	2,051,162.16	1,965,702.31	2,827,549.84	61,405.74	2,888,955.58	

RECEIPTS AND DISBURSEMENTS FOR TREASURER'S TRUST FUNDS

	November 1, 2016		November 2016		November 30, 2016		
	Beginning Book Balance		Plus Receipts	Less Disbursements	Ending Book Balance	Outstanding Warrants	Ending Cash Balance
SPECIAL REVENUE FUNDS (Continued)							
424 Anti-Trust Revolving	\$ 4,124,950.49		\$ 99,658.64	\$ 117,838.00	\$ 4,106,771.13	\$	\$ 4,106,771.13
480 Financial Education Public-Private Partnership	31,899.82		31,899.82	31,899.82
485 Horse Racing Owners' Bonus/Breeder Awards	891,603.81		4,213.93	880,377.96	15,439.78	71,422.91	86,862.69
495 Toll Collection	14,180,961.87		13,979,913.57	13,891,213.23	14,269,662.21	36,613.36	14,306,275.57
496 Future Teachers Conditional Scholarship	1,981,265.53		1,434,141.03	24,234.49	3,391,172.07	27,000.00	3,418,172.07
497 Horse Racing Commission Class C Purse Fund	65,103.79		5,588.26	70,692.05	70,692.05
498 Washington State Council of Fire Fighters Benevolent	25,522.69		8,323.01	11,440.33	22,405.37	22,405.37
499 Law Enforcement Memorial	72,634.66		20,822.68	24,998.96	68,458.38	68,458.38
501 Liquor Revolving	31,006,805.93		7,846,345.20	2,817,609.50	36,035,541.63	116,733.43	36,152,275.06
503 Tuition Recovery	3,197,628.78		29,885.96	6,706.35	3,220,808.39	3,220,808.39
515 DNA Data Base	635,797.25		43,624.05	20,560.51	658,860.79	5,147.64	664,008.43
516 Fruit and Vegetable Inspection	8,119,113.15		1,312,397.06	1,335,404.11	8,096,106.10	3,486.61	8,099,592.71
536 Federal Food Service Revolving	2,188,245.27		4,704,338.60	4,713,892.97	2,178,690.90	38,184.76	2,216,875.66
553 Performance Audits of Government	7,006,150.30		1,527,130.11	1,316,618.24	7,216,662.17	461.07	7,217,123.24
561 Community Technical College Innovation	12,185,743.99		1,003,470.13	1,712,462.69	11,476,751.43	11,476,751.43
687 Rural Rehabilitation	244,666.92		117.39	244,784.31	244,784.31
688 Federal Local Rail Service Assistance	77,871.66		46.77	77,918.43	77,918.43
731 Child Care Facility Revolving	1,307,087.78		45,671.69	706.70	1,352,052.77	1,352,052.77
732 Nursing Home Civil Penalties	1,363,210.87		(24,540.11)	1,387,750.98	1,387,750.98
746 Hanford Area Economic Investment	21,322.80		6,606.63	27,929.43	27,929.43
749 Governor's Interagency Committee of State Employed Women	63,064.80		63,064.80	63,064.80
761 Basic Health Plan Subscription	250,744.09		250,744.09	250,744.09
763 Center for the Improvement of Student Learning	35,600.68		35,600.68	35,600.68
773 Commission on Higher Ed Prof Student Ex Program	51,200.00		51,200.00	51,200.00
774 University of Washington License Plate	171,640.04		20,307.00	187,772.72	4,174.32	4,174.32
776 Washington State University License Plate	98,818.96		44,027.72	98,818.96	44,027.72	44,027.72
778 Western Washington University License Plate	11,001.66		1,600.66	12,602.32	12,602.32
779 Eastern Washington University License Plate	55,757.46		2,233.00	57,990.46	57,990.46
780 School Zone Safety Account	877,996.29		45,426.94	13,345.81	910,077.42	300.00	910,377.42
783 Central Washington University License Plate	2,550.33		1,446.67	3,997.00	3,997.00
784 Miscellaneous Transportation Programs	(25,911,143.31)		28,007,545.97	29,380,891.70	(27,284,489.04)	996,061.48	(26,288,427.56)
786 The Evergreen State College License Plate	9,372.37		252.00	5,000.00	4,624.37	4,624.37
789 Advanced Environmental Mitigation Revolving	595,480.92		1,515.42	596,996.34	596,996.34
816 Stadium and Exhibition Center	52,518,479.08		4,044,109.19	56,562,588.27	56,562,588.27
821 Impaired Physician	274,172.62		130,950.00	127,532.08	277,590.54	550.00	278,140.54
823 Livestock Nutrient Management	10,672.53		(2,000.00)	12,672.53	12,672.53
833 Developmental Disabilities Endowment Trust	1,860,060.39		534,417.61	175,860.84	2,218,617.16	120,598.27	2,339,215.43
834 Capitol Furnishings Preservation Committee	80,397.77		2,609.80	77,787.97	77,787.97
878 Federal Forest Revolving	3,187.81		1.53	3,189.34	3,189.34
880 Advance Right-of-Way Revolving	8,371,626.88		379,362.50	2,071.94	8,748,917.44	8,748,917.44

RECEIPTS AND DISBURSEMENTS FOR TREASURER'S TRUST FUNDS

		November 1, 2016	November 2016		November 30, 2016		
		Beginning Book Balance	Plus Receipts	Less Disbursements	Ending Book Balance	Outstanding Warrants	Ending Cash Balance
SPECIAL REVENUE FUNDS (Continued)							
884	Gambling Revolving	\$ 7,458,883.55	\$ 890,439.11	\$ 1,154,141.02	\$ 7,195,181.64	\$ 28,290.83	\$ 7,223,472.47
885	Plumbing Certificate	685,691.88	81,109.12	68,771.90	698,029.10	298.13	698,327.23
892	Pressure Systems Safety	802,269.21	176,035.60	191,513.63	786,791.18	824.79	787,615.97
TOTAL SPECIAL REVENUE FUNDS		\$ 279,718,004.80	\$ 82,864,279.62	\$ 81,735,965.38	\$ 280,846,319.04	\$ 1,685,083.61	\$ 282,531,402.65
PERMANENT FUNDS							
842	American Indian Scholarship Endowment	\$ 297,578.88	\$ 142.93	\$	\$ 297,721.81	\$	\$ 297,721.81
852	Foster Care Scholarship Endowment	3,648.18	1.75	3,649.93	3,649.93
TOTAL PERMANENT FUNDS		\$ 301,227.06	\$ 144.68	\$	\$ 301,371.74	\$	\$ 301,371.74
ENTERPRISE FUNDS							
413	Municipal Revolving	\$ 8,675,016.58	\$ 1,987,222.37	\$ 2,195,248.17	\$ 8,466,990.78	\$ 1,926.85	\$ 8,468,917.63
442	Legislative Gift Center	57,065.64	11,686.32	15,232.50	53,519.46	218.00	53,737.46
445	Self-Insured Empl'r Overpymt Reimb	862,317.49	109,646.47	752,671.02	78,422.25	831,093.27
446	Industrial Insurance Rainy Day Fund
449	Certificates of Participation and Other Financing - Local	205,412.85	76,144.20	116,294.62	165,262.43	165,262.43
463	Washington College Savings Program
470	Imaging	251,668.96	9,229.80	29,437.43	231,461.33	231,461.33
477	Lottery Investment
543	Judicial Information Systems	13,590,110.38	1,866,976.93	1,935,863.74	13,521,223.57	35,856.53	13,557,080.10
544	Pollution Liability Insurance Program Trust	34,558,014.00	2,721,373.22	1,414,759.57	35,864,627.65	35,864,627.65
545	Heating Oil Pollution Liability Trust	131,652.34	1,252.45	132,904.79	132,904.79
788	Advanced College Tuition Payment Program	4,750,837.07	12,921,796.08	18,360,030.20	(687,397.05)	8,403,824.82	7,716,427.77
TOTAL ENTERPRISE FUNDS		\$ 63,082,095.31	\$ 19,595,681.37	\$ 24,176,512.70	\$ 58,501,263.98	\$ 8,520,248.45	\$ 67,021,512.43
INTERNAL SERVICE FUNDS							
12V	PEBB Medical Benefits Admin	\$	\$	\$	\$	\$	\$
411	Natural Resources Equipment	7,404,239.05	2,463.43	2,784,599.66	4,622,102.82	18,499.67	4,640,602.49
421	Education Technology Revolving	7,435,113.04	77.80	1,064,580.90	6,370,609.94	86,952.22	6,457,562.16
422	General Administration Services	19,541,722.34	17,101,080.80	17,241,843.98	19,400,959.16	177,605.12	19,578,564.28
436	OFM Labor Relations Service	2,359,229.80	297,848.03	319,098.73	2,337,979.10	2,337,979.10
438	Uniform Dental Plan Benefits Administration	533,266.71	495,984.00	499,568.00	529,682.71	529,682.71
439	Uniform Medical Plan Benefits Administration	7,142,795.14	9,929,536.00	13,293,784.53	3,778,546.61	3,778,546.61
444	Fish & Wildlife Equipment	536,147.24	84,891.12	59,338.32	561,700.04	625.21	562,325.25
453	Minority and Women's Business Enterprises	813,076.82	143,622.20	300,648.97	656,050.05	656,050.05
458	Consolidated Technology Services Revolving	(11,947,533.72)	10,227,813.63	10,137,181.41	(11,856,901.50)	310,099.04	(11,546,802.46)
461	Shared Information Technology System Revolving	(950,791.48)	278,073.45	(617,519.57)	(55,198.46)	(55,198.46)
466	Statewide Info Tech System Development Revolving	(3,142,554.98)	42,628.75	157,819.91	(3,257,746.14)	(3,257,746.14)
471	State Patrol Nonappropriated Airplane Revolving	153,961.35	1,305.02	62,770.35	92,496.02	2,107.28	94,603.30
472	Statewide Info Tech System Maintenance & Operations Revolving	4,064,262.74	2,732,752.60	3,363,556.61	3,433,458.73	3,433,458.73
546	Risk Management	1,054,833.42	1,000,654.03	358,971.28	1,696,516.17	1,696,516.17

RECEIPTS AND DISBURSEMENTS FOR TREASURER'S TRUST FUNDS

		November 1, 2016	November 2016		November 30, 2016		
		Beginning Book Balance	Plus Receipts	Less Disbursements	Ending Book Balance	Outstanding Warrants	Ending Cash Balance
INTERNAL SERVICE FUNDS (Continued)							
547	Liability	\$ 81,103,896.03	\$ 289,055.66	\$ 17,084,289.84	\$ 64,308,661.85	\$ 3,710,571.83	\$ 68,019,233.68
721	Public Employees' and Retirees' Insurance	138,414,022.13	139,200,844.65	136,580,381.78	141,034,485.00	2,054,990.53	143,089,475.53
730	Public Employees' and Retirees' Insurance Reserve	148,162,376.40	10,995,087.95	159,157,464.35	159,157,464.35
739	Certificates of Participation and Other Financing - State	414,051.19	9,505,637.99	5,285,972.92	4,633,716.26	4,633,716.26
TOTAL INTERNAL SERVICE FUNDS		\$ 403,092,113.22	\$ 202,329,357.11	\$ 207,976,887.62	\$ 397,444,582.71	\$ 6,361,450.90	\$ 403,806,033.61
PRIVATE PURPOSE FUNDS							
196	Unclaimed Personal Property	\$ 4,827,540.65	\$ (1,430,705.23)	\$ 3,154,558.46	\$ 242,276.96	\$ 3,152,679.88	\$ 3,394,956.84
738	Department of Social and Health Services Trust	53,654.52	53,654.52	53,654.52
799	WA Achieving a Better Life Experience Program
TOTAL PRIVATE PURPOSE FUNDS		\$ 4,881,195.17	\$ (1,430,705.23)	\$ 3,154,558.46	\$ 295,931.48	\$ 3,152,679.88	\$ 3,448,611.36
PENSION TRUST FUNDS							
838	LEOFF Retirement System Benefits Improvement	\$	\$	\$	\$	\$	\$
TOTAL PENSION TRUST FUNDS		\$	\$	\$	\$	\$	\$
AGENCY FUNDS							
16C	Real Estate/Property Tax Admin Assistance	\$ 60,345.00	\$ 58,522.50	\$ 60,345.00	\$ 58,522.50	\$	\$ 58,522.50
17A	County Enhanced 911 Excise Tax	5,391,086.37	6,259,200.41	5,858,797.20	5,791,489.58	5,791,489.58
525	Washington State Combined Fund Drive	1,455,651.63	370,659.30	918,804.94	907,505.99	13,332.43	920,838.42
660	Natural Resources Deposit	21,545,870.29	32,711,013.50	21,488,651.16	32,768,232.63	126,184.93	32,894,417.56
734	Centennial Document Preservation and Modernization	1,157,674.49	253,239.19	1,410,913.68	1,410,913.68
737	High Occupancy Vehicle
757	Maritime Historic Restoration and Preservation	4,169.03	78.00	4,247.03	4,247.03
797	Local Tourism Promotion	1,262,243.01	188,708.92	1,274,759.51	176,192.42	176,192.42
TOTAL AGENCY FUNDS		\$ 30,877,039.82	\$ 39,841,421.82	\$ 29,601,357.81	\$ 41,117,103.83	\$ 139,517.36	\$ 41,256,621.19
TOTAL TREASURER'S TRUST FUNDS		\$ 888,344,205.49	\$ 354,460,980.49	\$ 384,906,467.63	\$ 857,898,718.35	\$ 19,871,688.76	\$ 877,770,407.11

INVESTMENT STATEMENT & INVESTMENT INTEREST INCOME AND CAPITAL GAINS

INVESTMENT STATEMENT

Fund / Account	November 1, 2016	Purchased	Maturities & Sales	Amortization	November 30, 2016
Treasury & Treasurer's Trust					
Investments (trade date basis)	\$ 5,653,565,245.68	\$ 3,618,429,656.12	\$ 2,619,416,569.46	\$ (18,900.87)	\$ 6,652,559,431.47
Reverse Repurchase Agreements
Purchased Accrued Interest	250,871.21	637,067.46	429,321.02	458,617.65
Total Treasury & Treasurer's Trust	\$ 5,653,816,116.89	\$ 3,619,066,723.58	\$ 2,619,845,890.48	\$ (18,900.87)	\$ 6,653,018,049.12
Local Government Investment Pool					
Investments (trade date basis)	\$ 14,514,995,643.10	\$ 44,631,351,078.51	\$ 45,012,275,024.23	\$ 1,945,356.77	\$ 14,136,017,054.15
Reverse Repurchase Agreements
Purchased Accrued Interest	60,161.15	23,562.89	36,598.26
Total Local Government Investment Pool	\$ 14,515,055,804.25	\$ 44,631,351,078.51	\$ 45,012,298,587.12	\$ 1,945,356.77	\$ 14,136,053,652.41
Total All Accounts	\$ 20,168,871,921.14	\$ 48,250,417,802.09	\$ 47,632,144,477.60	\$ 1,926,455.90	\$ 20,789,071,701.53

INVESTMENT INTEREST INCOME AND CAPITAL GAINS CURRENT MONTH AND FISCAL YEAR TO DATE COMPARISON

Fund / Account	November 2016	November 2015	Fiscal Year 2017	Fiscal Year 2016
Treasury & Treasurer's Trust				
Cash	\$ 4,399,681.12	\$ 4,278,528.80	\$ 19,823,671.00	\$ 15,532,941.16
Custody Bank Fees	(4,598.49)	(4,586.99)	(23,036.25)	(23,018.30)
Other Bank Fees	(24,183.25)	(3,015.60)	(56,575.53)	(31,005.34)
Amortization	(18,900.87)	(915,591.98)	(497,418.48)	(1,689,257.74)
Accrued Interest	(445,004.43)	(997,642.47)	342,530.46	124,581.07
Gains and Losses	(505,386.84)	365,802.25	6,854,454.85	1,249,299.11
Total Treasury & Treasurer's Trust	\$ 3,401,607.24	\$ 2,723,494.01	\$ 26,443,626.05	\$ 15,163,539.96
Local Government Investment Pool				
Cash	\$ 3,193,321.37	\$ 804,261.18	\$ 15,717,085.03	\$ 4,239,221.54
Amortization	1,945,356.77	667,900.99	8,057,693.78	2,570,239.59
Accrued Interest	17,416.78	181,183.28	180,283.72	109,888.77
Gains and Losses	348,010.05	40,127.95	1,697,548.97	492,922.09
Total Local Government Investment Pool	\$ 5,504,104.97	\$ 1,693,473.40	\$ 25,652,611.50	\$ 7,412,271.99
Total All Accounts	\$ 8,905,712.21	\$ 4,416,967.41	\$ 52,096,237.55	\$ 22,575,811.95

JAMES L. McINTIRE
STATE TREASURER
PO BOX 40200
OLYMPIA WA 98504-0200

