



**Washington State
Treasurer's
Monthly Report**

December 2014



**JAMES L. McINTIRE
State Treasurer**

In accordance with the Americans with Disabilities Act, this publication will be made available in alternate formats upon request to the Office of the State Treasurer, Legislative Building, 2nd Floor, Olympia, Washington 98504-0200, telephone (360) 902-9000, fax (360) 902-9037 or TTY Users Call: 7-1-1.
Web Site: <http://tre.wa.gov>.

Cover photo by Harry T. Halverson, photographer, Olympia, Washington.
Reproduction courtesy of Halverson Fine Photography in memory of Harry T. Halverson.

TABLE OF CONTENTS

	<i>Page</i>
State Treasurer’s Letter	1
General Fund	2
Treasury, Treasurer’s Trust and Local Government Investment Pool Flow Chart	3
Treasury & Treasurer’s Trust, Treasury and Treasurer’s Trust Charts	4
General Fund and Local Government Investment Pool Charts	5
Receipts and Disbursements for the State Treasury	6
Receipts and Disbursements for Trust Funds	16
Investment Statement & Investment Interest Income and Capital Gains	23



JAMES L. McINTIRE,
State Treasurer

State of Washington
Office of the Treasurer
Legislative Building
P.O. Box 40200
Olympia, Washington 98504-0200

(360) 902-9000 • TTY 7-1-1
FAX (360) 902-9037
Home Page <http://tre.wa.gov>

Fellow Washingtonians,

I am pleased to report on the operations of the Office of the State Treasurer for the month of December 2014. At the close of the month, the Treasury & Treasurer's Trust book balance was \$4.5 billion with investment earnings distributed for the month of \$2.3 million.

Sincerely,

A handwritten signature in cursive script that reads "James L. McIntire".

James L McIntire
Washington State Treasurer

GENERAL FUND

GENERAL FUND CURRENT MONTH AND FISCAL YEAR TO DATE COMPARISON (In Millions)

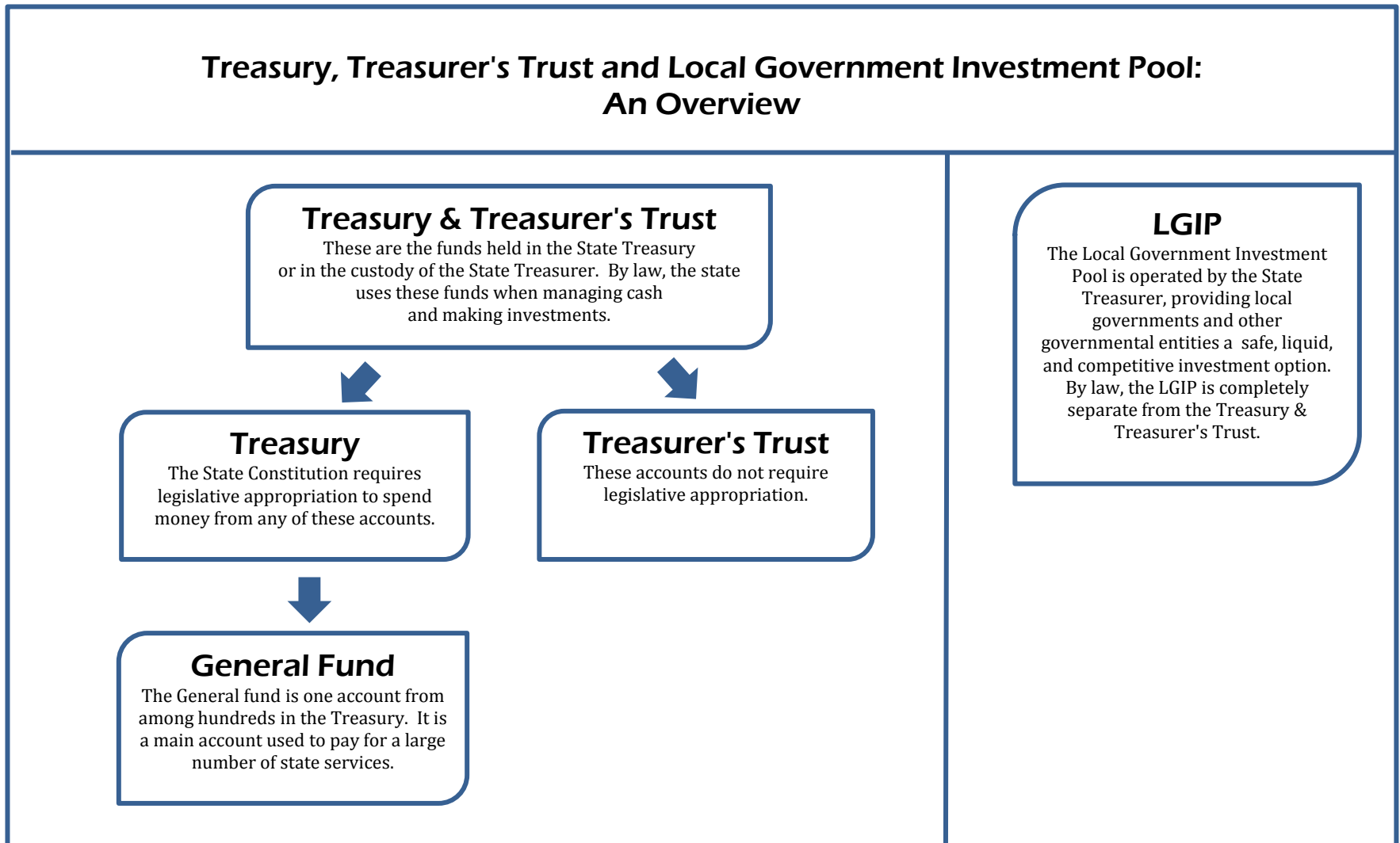
	Month of December		Fiscal Year to Date	
	2014	2013	2015	2014
Beginning Book Balance	\$ 343.726	\$ (238.319)	\$ 401.227	\$ 178.568
Cash Revenue	2,526.687	1,986.722	13,799.642	10,981.549
Other Cash Receipts	449.346	428.609	3,037.179	3,214.415
Total Cash Receipts	<u>\$ 2,976.033</u>	<u>\$ 2,415.331</u>	<u>\$ 16,836.821</u>	<u>\$ 14,195.964</u>
Total Cash Disbursements	<u>\$ 3,217.479</u>	<u>\$ 2,468.719</u>	<u>\$ 17,135.768</u>	<u>\$ 14,666.239</u>
Ending Book Balance	<u>\$ 102.280</u>	<u>\$ (291.707)</u>	<u>\$ 102.280</u>	<u>\$ (291.707)</u>
Cash Revenue				
Bond Retirement & Interest	\$ 0.000	\$ 0.000	\$ (0.146)	\$ (0.140)
Secretary of State	2.392	2.803	15.489	15.359
Department of Revenue:				
Retail Sales Tax	619.407	614.566	4,120.911	3,768.624
Business & Occupation Tax	254.795	235.221	1,718.748	1,617.712
Compensating Tax	57.558	38.811	308.656	267.390
Cigarette Tax	33.024	35.081	205.952	178.985
Public Utility Tax	25.838	30.572	174.960	167.876
Various Other Revenue	41.935	40.522	314.884	318.637
Insurance Commission	107.980	104.684	245.955	224.170
Liquor Control Board	21.261	26.334	48.564	74.745
Department of Licensing:				
Excise Tax – Other	0.013	0.011	0.082	0.081
Various Other Revenue	0.283	0.257	5.669	5.949
Department of Social & Health Services	8.114	4.441	50.782	51.143
Universities & Colleges	0.147	0.000	0.148	0.001
Treasurer's Transfers	5.251	7.315	(56.757)	(58.890)
Counties:				
Property Tax	112.306	129.875	914.182	900.908
Real Estate Excise Tax	61.244	58.483	379.327	350.400
Various Other Revenue	4.190	4.562	29.735	30.614
Federal Grants-In-Aid (All Agencies)	1,164.771	627.778	5,121.196	2,908.953
Revenues Distributed to Local Governments	(1.902)	(0.250)	(3.187)	(2.968)
Other Agencies' Cash Revenue	8.080	25.656	204.492	162.000
Total Cash Revenue	<u>\$ 2,526.687</u>	<u>\$ 1,986.722</u>	<u>\$ 13,799.642</u>	<u>\$ 10,981.549</u>

Source: Agency Financial Reporting System (AFRS).

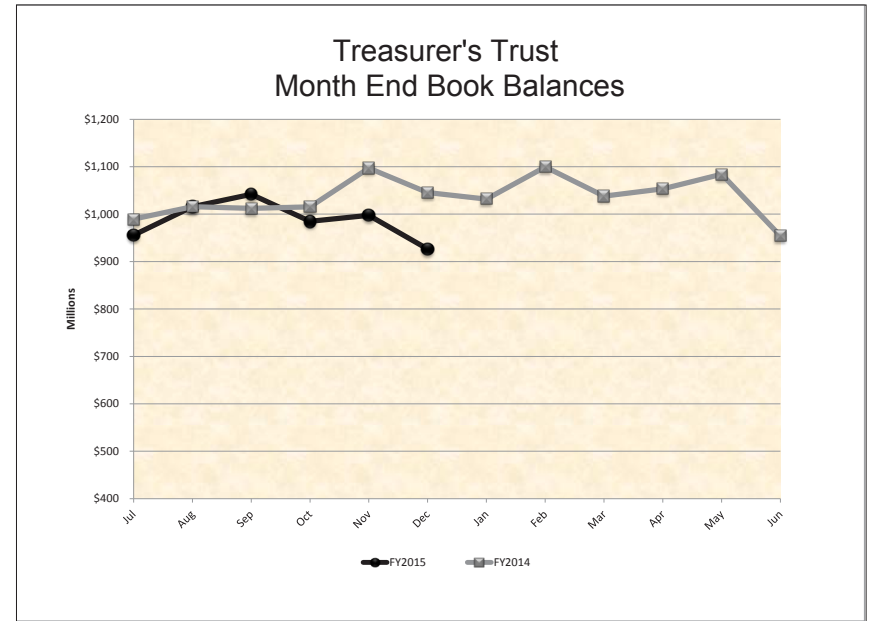
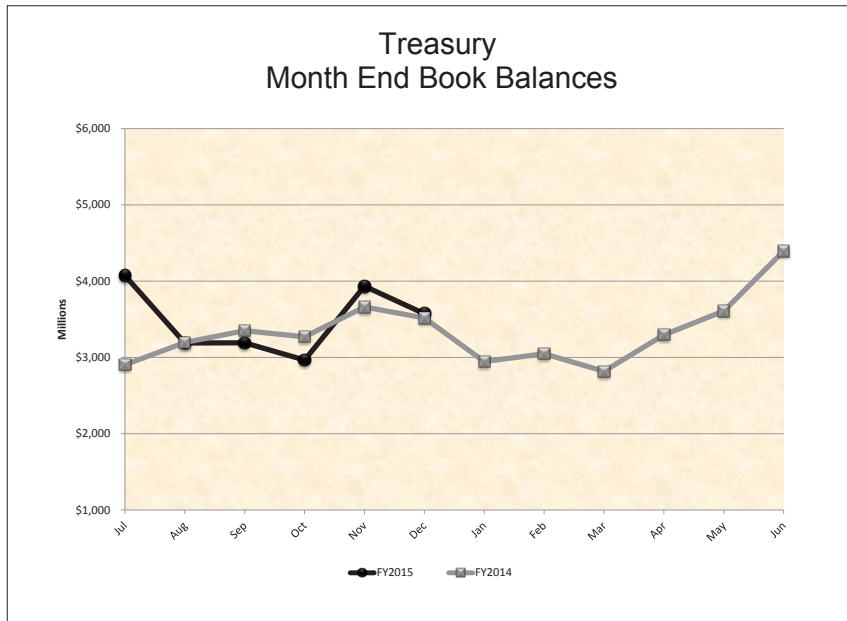
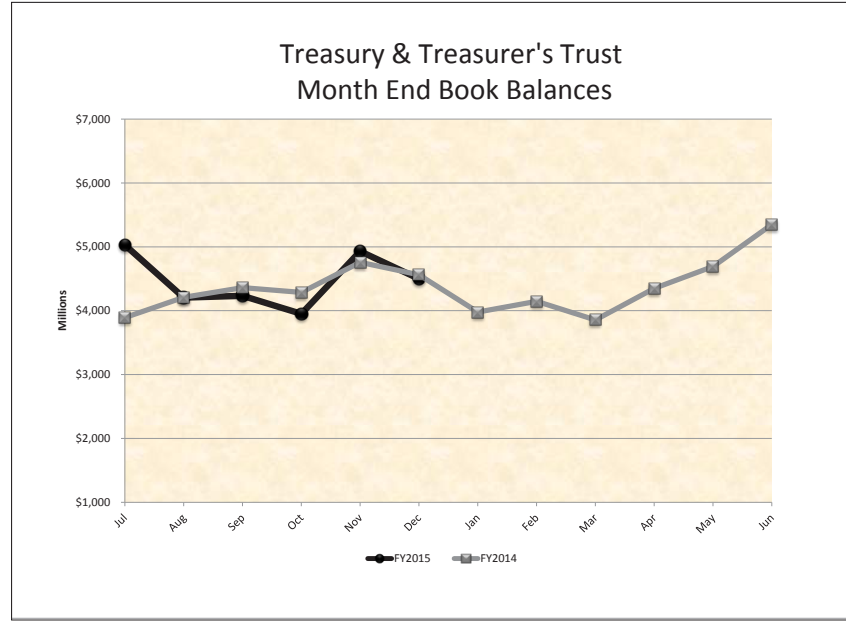
TREASURY, TREASURER'S TRUST AND LGIP FLOW CHART

The State Treasurer is charged with the cash management of public funds, which includes two categories of state funds and accounts: (1) funds and accounts located in the state treasury, which are subject to legislative appropriation; and (2) Treasurer's trust funds, which are accounts placed in the custody of the State Treasurer, and not typically subject to legislative appropriation. Funds within these accounts are comingled for investment and cash management purposes.

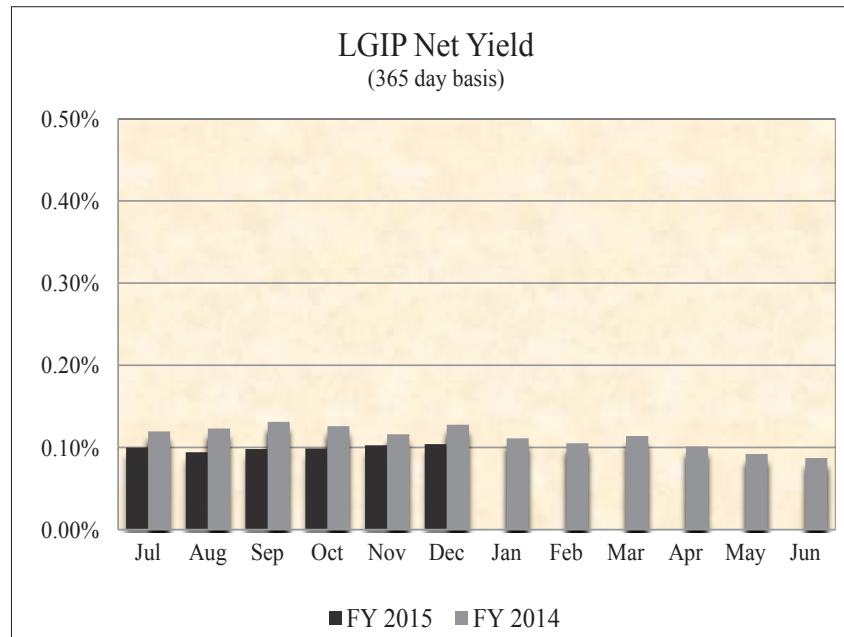
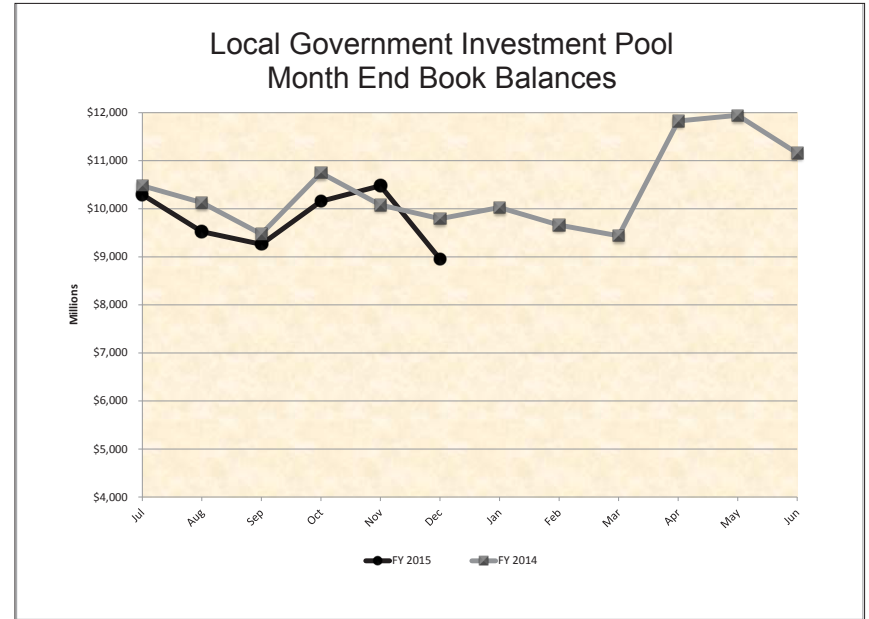
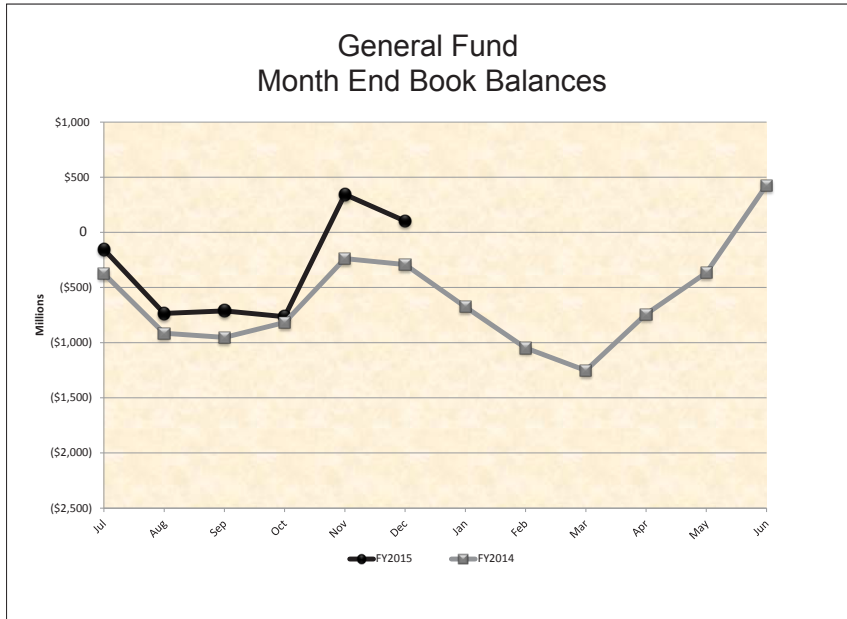
This flow chart describes the structure of the Treasury and Treasurer's Trust Accounts. Month end balances of these accounts are shown on pages 4 and 5.



TREASURY & TREASURER'S TRUST AND TREASURY AND TREASURER'S TRUST CHART



GENERAL FUND AND LOCAL GOVERNMENT INVESTMENT POOL CHARTS



RECEIPTS AND DISBURSEMENTS FOR TREASURY FUNDS

	December 1, 2014		December 2014		December 31, 2014		
	Beginning Book Balance		Plus Receipts	Less Disbursements	Ending Book Balance	Outstanding Warrants	Ending Cash Balance
GENERAL FUND							
001 General	\$ 343,725,603.89	\$ 2,976,033,036.27	\$ 3,217,479,235.43	\$ 102,279,404.73	\$ 41,007,120.51	\$ 143,286,525.24	
018 Millersylvania Park Current	5,210.50	5,210.50	5,210.50	
01E Geothermal	159.89	159.89	159.89	
01N Institutional Impact	19,144.72	19,144.72	19,144.72	
02P Flood Control Assistance	2,264,694.06	41,654.60	2,223,039.46	110.28	2,223,149.74	
031 State Investment Board Expense	2,499,033.92	1,547,709.25	1,658,934.24	2,387,808.93	53,349.59	2,441,158.52	
032 State Emergency Water Projects Revolving	221,616.92	221,616.92	221,616.92	
03A Excess Earnings	
03L County Criminal Justice Assistance	2,457,464.79	4,166.54	168,454.83	2,293,176.50	266.50	2,293,443.00	
03M Municipal Criminal Justice Assistance	289,258.72	4,496.90	97,343.95	196,411.67	17,346.82	213,758.49	
04L Public Health Services	6.11	6.11	6.11	
051 State and Local Improvements Revolving	633,117.63	(26,855.33)	56,501.29	549,761.01	549,761.01	
055 State & Local Improve Revolving (Waste Disp Facilities, 1980)	95,457.82	14,134.47	81,323.35	81,323.35	
05C Criminal Justice Treatment	8,818,545.24	21,273.56	369,128.10	8,470,690.70	35,373.48	8,506,064.18	
05M Tourism Development and Promotion	
070 Outdoor Recreation	3,064,002.82	144,524.70	2,699,494.72	509,032.80	509,032.80	
072 State & Local Improve Revolving (Water Supply Facilities)	837,036.96	21,419.69	4,224.97	854,231.68	854,231.68	
09C Farmlands Preservation	1,943,552.69	783,380.43	1,160,172.26	1,160,172.26	
09G Riparian Protection	1,294,973.85	1,159,288.35	135,685.50	404.41	136,089.91	
09R Economic Development Strategic Reserve	3,928,992.92	139,283.88	3,789,709.04	3,789,709.04	
10K Veterans Innovation Program	103,740.40	103,740.40	103,740.40	
10P Columbia River Basin Water Supply Development	8,809,328.95	2,366.00	3,126,189.18	5,685,505.77	67.21	5,685,572.98	
10R Energy Freedom	1,616,842.39	352.34	1,617,194.73	1,617,194.73	
10T Hood Canal Aquatic Rehabilitation Bond	(2,541.81)	(2,541.81)	(2,541.81)	
11F Reinvesting in Youth	56,251.13	14,399.72	41,851.41	41,851.41	
11N Heritage Barn Preservation	
11W Water Quality Capital	109,593.36	109,593.36	109,593.36	
125 Site Closure	26,514,866.47	11,759.36	51,751.16	26,474,874.67	14,500.00	26,489,374.67	
12B Green Energy Incentive	
12J Boating Activities	10,000.00	10,000.00	10,000.00	
12K Puget Sound Scientific Research	
12R Independent Youth Housing	
12W Veterans Conservation Corps	
14B Budget Stabilization	414,926,960.41	99,570.54	415,026,530.95	415,026,530.95	
14C Puget Sound Recovery	
14G Ballast Water Management	5,000.00	5,000.00	5,000.00	
14H Community Preservation & Development Auth	8,750.00	8,750.00	8,750.00	
14L Streamlined Sales & Use Tax Mitigation	20,112,727.01	(25,377.08)	5,897,839.89	14,189,510.04	14,189,510.04	
15C WA Community Tech Opportunity	
15F Local Public Safety Enhancement	

RECEIPTS AND DISBURSEMENTS FOR TREASURY FUNDS

	December 1, 2014	December 2014		December 31, 2014		
	Beginning Book Balance	Plus Receipts	Less Disbursements	Ending Book Balance	Outstanding Warrants	Ending Cash Balance
GENERAL FUND (Continued)						
15J Building Communities	\$	\$	\$	\$	\$	\$
15K Columbia River Water Delivery	16,173.66	16,173.66	16,173.66
15R Evergreen Job Training
16V Water Rights Processing	42,090.49	42,090.49	42,090.49
177 Judicial Retirement Administrative
17B Home Visiting Services	4,300,234.12	153,693.07	405,903.99	4,048,023.20	4,048,023.20
17C Opportunity Express Account	62,171.42	62,171.42	62,171.42
17E State Efficiency and Restructuring
17F Washington Opportunity Pathways	13,289,277.43	15,784,829.15	8,170,261.92	20,903,844.66	161,348.50	21,065,193.16
17K Basic Health Plan Stabilization
18B Columbia River Basin Tax Bond Water Supply Development	14,127,768.77	3,390.26	735,203.65	13,395,955.38	13,395,955.38
18H Opportunity Expansion	4,009,795.32	4,009,795.32	4,009,795.32
18K 24/7 Sobriety	1,469.00	445.75	1,914.75	1,914.75
18T Child and Family Reinvestment	1,341,137.47	(1,658.25)	1,342,795.72	1,342,795.72
19K Yakima Integrated Plan Implementation
19L Charter Schools Oversight	6,899.92	2,642.53	9,542.45	9,542.45
19N Diesel Idle Reduction
20C Yakima Integrated Plan Implementation Taxable Bond
244 Habitat Conservation	3,220,891.05	484,811.35	2,736,079.70	2,736,079.70
253 Education Construction	7,062,613.67	1,694.82	7,064,308.49	7,064,308.49
285 Growth Management Planning and Environmental Review
291 Education Savings
355 State Taxable Building Construction	8,277,592.60	15,924,056.55	(7,646,463.95)	730,186.54	(6,916,277.41)
359 School Constr & Skill Ctrs Bldg	656,326.19	656,326.19	656,326.19
489 Pension Funding Stabilization
548 LEOFF System Plan 2 Expense	39,936.56	110,326.62	87,931.50	62,331.68	3,046.57	65,378.25
563 Columbia River Crossing Project
565 Yakima Integrated Plan Implementation Revenue Recovery
828 Tobacco Prevention and Control	1,846,870.23	446.63	7,887.10	1,839,429.76	200.00	1,839,629.76
830 Agricultural College Trust Management	1,206,829.53	43.46	100,397.48	1,106,475.51	1,106,475.51
TOTAL GENERAL FUND	\$ 903,877,469.19	\$ 2,993,895,955.03	\$ 3,259,676,034.50	\$ 638,097,389.72	\$ 42,023,320.41	\$ 680,120,710.13
SPECIAL REVENUE FUNDS						
002 Hospital Data Collection	\$ 56,946.75	\$ 5,749.95	\$ 7,463.06	\$ 55,233.64	\$	\$ 55,233.64
003 Architects' License	791,923.78	35,768.09	33,758.05	793,933.82	402.17	794,335.99
007 Winter Recreational Program	1,233,608.58	46,222.00	33,257.30	1,246,573.28	107.65	1,246,680.93
014 Forest Development	11,215,981.65	182.09	(1,233,303.86)	12,449,467.60	24,803.53	12,474,271.13
01B ORV & Non-Highway Vehicle Account	789,328.20	215,290.06	218,078.60	786,539.66	1,853.74	788,393.40
01M Snowmobile	2,461,234.03	309,020.07	72,475.52	2,697,778.58	261.07	2,698,039.65
024 Professional Engineers'	2,331,478.84	158,371.00	114,942.05	2,374,907.79	4,152.90	2,379,060.69

RECEIPTS AND DISBURSEMENTS FOR TREASURY FUNDS

	December 1, 2014		December 2014		December 31, 2014		
	Beginning Book Balance		Plus Receipts	Less Disbursements	Ending Book Balance	Outstanding Warrants	Ending Cash Balance
SPECIAL REVENUE FUNDS (Continued)							
026 Real Estate Commission	\$ 4,429,588.81	\$	345,763.53	\$ 359,369.51	\$ 4,415,982.83	\$ 4,184.93	\$ 4,420,167.76
027 Reclamation	3,649,515.24		597,213.77	132,829.08	4,113,899.93	1,823.69	4,115,723.62
02A Surveys and Maps	918,020.04		32,859.25	28,958.03	921,921.26	8.68	921,929.94
02G Health Professions	30,092,129.97		3,910,637.98	2,632,957.69	31,369,810.26	102,469.42	31,472,279.68
02H Business Enterprises Revolving	834,529.27		68,098.13	55,345.37	847,282.03	982.50	848,264.53
02J Certified Public Accountants'	3,607,991.13		49,895.46	98,899.14	3,558,987.45	749.35	3,559,736.80
02K Death Investigations	4,503,452.78		272,896.25	401,199.58	4,375,149.45	5,369.10	4,380,518.55
02M Essential Rail Assistance	352,584.95		44,444.09	(22,976.52)	420,005.56	420,005.56
02N Parkland Acquisition	223,920.07		523.94	224,444.01	224,444.01
02R Aquatic Lands Enhancement	11,835,585.46		162.90	89,305.93	11,746,442.43	40,904.62	11,787,347.05
02W Timber Tax Distribution	1,510,884.11		336,540.88	243,760.08	1,603,664.91	13,252.45	1,616,917.36
030 Landowner Contingency Forest Fire Suppression	3,853,191.04		2.25	4,831.97	3,848,361.32	21.00	3,848,382.32
039 Aeronautics	3,181,126.15		350,911.70	324,761.77	3,207,276.08	472.39	3,207,748.47
03B Asbestos	893,465.02		22,995.00	13,331.18	903,128.84	903,128.84
03C Emergency Medical Services and Trauma Care System Trust	6,701,831.15		926,089.15	537,993.66	7,089,926.64	3,813.00	7,093,739.64
03F Enhanced 911	15,035,544.14		2,045,508.67	2,169,709.24	14,911,343.57	159,181.37	15,070,524.94
03N Business License	7,891,503.55		1,771,697.54	1,794,871.64	7,868,329.45	51,756.72	7,920,086.17
03P Fire Service Trust	349,329.92		10.00	394.61	348,945.31	348,945.31
03R Safe Drinking Water	3,123,698.07		21,387.66	84,955.59	3,060,130.14	396.40	3,060,526.54
041 Resource Management Cost	42,422,075.70		11,533.39	(934,324.73)	43,367,933.82	66,325.79	43,434,259.61
042 Charitable, Educational, Penal, and Reformatory Institutions	4,519,384.98		1,139.78	(173,043.48)	4,693,568.24	4,693,568.24
044 Waste Reduction, Recycling, and Litter Control	1,677,821.06		475,841.16	471,760.16	1,681,902.06	1,172.12	1,683,074.18
045 State Vehicle Parking	1,582,555.69		192,035.38	289,326.25	1,485,264.82	460.50	1,485,725.32
048 Marine Fuel Tax Refund	313,544.69		8,364.60	17,303.84	304,605.45	8,934.56	313,540.01
04E Uniform Commercial Code	2,090,444.41		81,958.00	89,209.48	2,083,192.93	15.00	2,083,207.93
04H Surface Mining Reclamation	1,136,153.80		34.82	(136,527.78)	1,272,716.40	1,272,716.40
04M Recreational Fisheries Enhancement	1,163,031.70		8,422.10	140,756.01	1,030,697.79	100.95	1,030,798.74
04R Drinking Water Assistance	15,721,022.47		1,108,140.22	4,337,100.57	12,492,062.12	26.20	12,492,088.32
04V Vehicle License Fraud	85,602.13		5,933.01	91,535.14	91,535.14
04W Waterworks Operator Certification	1,134,264.61		90,997.80	22,076.81	1,203,185.60	167.00	1,203,352.60
058 Public Works Assistance	22,635,448.25		1,173,266.13	121,042.83	23,687,671.55	192.14	23,687,863.69
05H Disaster Response	14,332,040.49		3,594,672.56	4,821,201.97	13,105,511.08	139,337.19	13,244,848.27
05R Drinking Water Assistance Administrative	4,927,888.76		1,183.22	(4,442.93)	4,933,514.91	4,933,514.91
05W State Drought Preparedness	605,239.09		1,837.84	40,936.53	566,140.40	566,140.40
06A Salmon Recovery	9,400.65		9,400.65	9,400.65
06G Real Estate Appraiser Commission	527,782.52		54,447.07	95,538.22	486,691.37	486,691.37
06K Lead Paint	72,732.42		4,475.00	3,721.56	73,485.86	73,485.86
06L Business and Professions	4,894,199.42		692,335.86	541,530.14	5,045,005.14	19,607.26	5,064,612.40
06R Real Estate Research	1,029,534.59		14,890.00	283.00	1,044,141.59	10.00	1,044,151.59
06T License Plate Technology	825,193.48		103,079.85	21.39	928,251.94	9.45	928,261.39

RECEIPTS AND DISBURSEMENTS FOR TREASURY FUNDS

	December 1, 2014		December 2014		December 31, 2014		
	Beginning Book Balance		Plus Receipts	Less Disbursements	Ending Book Balance	Outstanding Warrants	Ending Cash Balance
SPECIAL REVENUE FUNDS (Continued)							
071 Warm Water Game Fish	\$ 384,912.88	\$	10,026.22	\$ 146,684.84	\$ 248,254.26	\$ 207.50	\$ 248,461.76
07C Vessel Response	199,322.78		1,750.00	201,072.78	201,072.78
07R Drinking Water Assistance Repayment	72,668,947.94		17,834.02	7,439,213.72	65,247,568.24	65,247,568.24
07W Domestic Violence Prevention	873,096.70		38,030.23	40,877.79	870,249.14	870,249.14
080 Grade Crossing Protective	514,358.40		114,123.43	59,672.00	568,809.83	568,809.83
081 State Patrol Highway	32,007,558.74		18,380,690.21	16,366,747.44	34,021,501.51	128,856.90	34,150,358.41
082 Motorcycle Safety Education	957,280.03		80,718.42	144,205.18	893,793.27	1,839.00	895,632.27
084 Building Code Council	220,915.95		34,817.25	57,713.77	198,019.43	278.91	198,298.34
086 Fire Service Training	6,333,570.67		168,616.83	568,444.43	5,933,743.07	112,858.21	6,046,601.28
087 Park Land Trust Revolving	1,802,826.28		49,766.34	190,787.53	1,661,805.09	112,403.26	1,774,208.35
08A Education Legacy Trust	106,829,409.04		16,786,354.37	6,795,089.59	116,820,673.82	1,421,794.67	118,242,468.49
08G Flexible Spending Administrative	2,641,308.55		6,135.50	53,252.18	2,594,191.87	2,594,191.87
08H Military Department Rental and Lease	1,066,724.18		27,171.90	9,515.27	1,084,380.81	219.00	1,084,599.81
08K Problem Gambling	229,328.10		33,416.82	75,086.47	187,658.45	640.00	188,298.45
08M Small City Pavement and Sidewalk	1,484,143.64		83,284.53	866,356.33	701,071.84	207,092.05	908,163.89
08R Waste Tire Removal	5,250,993.36		420,729.40	30,771.65	5,640,951.11	5,640,951.11
094 Transportation Infrastructure	8,109,349.81		1,946.37	509,147.65	7,602,148.53	7,602,148.53
095 Electrical License	9,173,634.51		1,514,676.43	1,661,083.24	9,027,227.70	17,927.12	9,045,154.82
096 Highway Infrastructure	2,386,058.67		572.59	2,386,631.26	2,386,631.26
097 Recreational Vehicle	2,257,585.71		20,648.35	5.50	2,278,228.56	5.50	2,278,234.06
099 Puget Sound Capital Construction	10,872,679.30		2,176,461.88	4,415,208.35	8,633,932.83	19,466.08	8,653,398.91
09E Freight Mobility Investment	10,795,338.03		2,616.17	458,276.96	10,339,677.24	10,339,677.24
09F High-Occupancy Toll Lanes Operations	2,432,040.88		573.00	(58,742.34)	2,491,356.22	2,491,356.22
09H Transportation Partnership	254,662,263.93		14,899,483.56	48,532,263.02	221,029,484.47	834,181.28	221,863,665.75
09M Aquatic Invasive Species Enforcement	385,880.79		513.50	3,785.25	382,609.04	382,609.04
09N Aquatic Invasive Species Prevention	274,935.22		1,540.50	29,006.60	247,469.12	247,469.12
09P City-County Assistance	2,094,795.47		938,612.90	3,033,408.37	3.96	3.96
09T Washington Main Street Trust Fund	71,097.57	340.89	70,756.68	70,756.68
102 Rural Arterial Trust	16,690,215.11		1,637,640.31	3,108,315.25	15,219,540.17	15,219,540.17
104 State Wildlife	27,974,928.45		1,375,278.96	4,678,287.83	24,671,919.58	65,767.56	24,737,687.14
106 Highway Safety	21,953,821.28		12,205,007.55	16,913,238.71	17,245,590.12	192,233.42	17,437,823.54
107 Liquor Excise Tax	3,290,195.38		1,833,241.99	5,123,437.37	5,123,437.37
108 Motor Vehicle	138,652,914.56		89,695,730.66	77,692,458.26	150,656,186.96	3,213,577.53	153,869,764.49
109 Puget Sound Ferry Operations	50,250,912.51		15,379,968.46	21,265,035.79	44,365,845.18	169,613.82	44,535,459.00
10A Aquatic Algae Control	303,295.22		1,027.00	36,134.47	268,187.75	268,187.75
10B Home Security Fund	6,057,788.02		1,211,923.43	1,702,852.12	5,566,859.33	8,262.36	5,575,121.69
10G Water Rights Tracking System	341,891.24		9,445.31	351,336.55	351,336.55
10H Job Development
110 Special Wildlife	3,430,418.79		496,568.98	232,887.12	3,694,100.65	13,503.42	3,707,604.07
111 Public Service Revolving	13,597,551.27		400,075.53	2,098,758.94	11,898,867.86	735,441.95	12,634,309.81

RECEIPTS AND DISBURSEMENTS FOR TREASURY FUNDS

	December 1, 2014		December 2014		December 31, 2014		
	Beginning Book Balance		Plus Receipts	Less Disbursements	Ending Book Balance	Outstanding Warrants	Ending Cash Balance
SPECIAL REVENUE FUNDS (Continued)							
113 Common School Construction	\$ 41,213,381.97	\$	2,519,829.49	\$ (3,500,087.35)	\$ 47,233,298.81	\$	\$ 47,233,298.81
116 Basic Data	45,220.00	45,220.00	45,220.00
119 Unemployment Compensation Administration	76,080.66		10,168,370.55	10,252,576.64	(8,125.43)	358,470.71	350,345.28
11B Regional Mobility Grant Program	23,851,022.96		5,005,876.39	912,920.06	27,943,979.29	27,943,979.29
11E Freight Mobility Multimodal	7,886,726.94		1,892.59	7,888,619.53	7,888,619.53
11H Forest and Fish Support	5,340,620.54		297,121.57	152,900.68	5,484,841.43	94.00	5,484,935.43
11K Washington Auto Theft Prevention Authority	1,167,965.82		515,320.60	319,119.70	1,364,166.72	36.89	1,364,203.61
120 Administrative Contingency	26,604,111.03		592,217.49	1,011,497.18	26,184,831.34	372.30	26,185,203.64
12C Affordable Housing For All	6,816,952.94		292,974.99	414,493.42	6,695,434.51	1,787.41	6,697,221.92
12M Charitable Organization Education	960,210.40		35,150.00	6,493.66	988,866.74	740.00	989,606.74
12T Traumatic Brain Injury	2,105,200.28		101,837.42	81,252.79	2,125,784.91	2,125,784.91
134 Employment Services Administrative	19,092,811.29		2,938,780.22	842,554.28	21,189,037.23	2,015.67	21,191,052.90
138 Insurance Commissioner's Regulatory	21,880,858.09		122,925.24	1,941,893.67	20,061,889.66	2,904.42	20,064,794.08
144 Transportation Improvement	41,757,335.73		6,082,025.14	11,012,308.58	36,827,052.29	367,039.79	37,194,092.08
146 Firearms Range	884,641.04		29,643.00	19,271.90	895,012.14	5,582.30	900,594.44
14A Wildlife Rehabilitation	475,116.84		13,366.90	6,882.43	481,601.31	481,601.31
14M Financial Fraud & ID Theft	622,332.25		22,979.00	34,102.22	611,209.03	611,209.03
14R Military Active State Service
14V Ignition Interlock Device	395,493.07	21,465.69	374,027.38	374,027.38
150 Low-Income Weatherization/ Structural Rehabilitation Assistance	2,873,052.23		250,690.62	15,942.33	3,107,800.52	3,107,800.52
153 Rural Mobility Grant Program	3,273,790.31		2,500,823.29	669,124.24	5,105,489.36	38,249.57	5,143,738.93
154 New Motor Vehicle Arbitration	1,698,517.90		60,240.00	40,513.62	1,718,244.28	232.20	1,718,476.48
158 Aquatic Land Dredged Material Disposal Site	326,793.78	3,741.52	323,052.26	323,052.26
159 Parks Improvement	940,421.32		16,908.03	11,473.51	945,855.84	945,855.84
15H Cleanup Settlement	83,074,680.32		20,052.50	2,491,781.14	80,602,951.68	2,751.26	80,605,702.94
15M Biotoxin	523,150.35		10,880.00	47,399.75	486,630.60	486,630.60
15P Energy Recovery Act	3,360,372.04		792.82	284,329.00	3,076,835.86	3,076,835.86
160 Wood Stove Education and Enforcement	536,652.16		33,600.00	29,888.67	540,363.49	540,363.49
162 Farm Labor Contractor	38,896.23		5,666.00	44,562.23	44,562.23
167 Natural Resources Conservation Areas Stewardship	284,492.79	(148.25)	284,641.04	284,641.04
16A Judicial Stabilization Trust	2,065,517.20		387,018.02	585,524.70	1,867,010.52	22.80	1,867,033.32
16J SR 520 Corridor	88,203,916.35		(4,315,077.12)	50,272,362.32	33,616,476.91	32,668.94	33,649,145.85
16M Appraisal Management Company	358,014.60		1,230.00	4,438.85	354,805.75	354,805.75
16P Marine Resources Stewardship Trust	1,582,135.70		398.66	95,685.19	1,486,849.17	350.00	1,487,199.17
16W Hospital Safety Net Assessment	28,403,193.00		52,769,626.94	6,549,230.01	74,623,589.93	74,623,589.93
172 Basic Health Plan Trust	20,371.15		1,681.67	115.56	21,937.26	281.00	22,218.26
173 State Toxics Control	49,225,050.14		7,514,972.44	8,398,033.71	48,341,988.87	107,036.65	48,449,025.52
174 Local Toxics Control	93,068,713.59		5,163,967.38	7,670,207.52	90,562,473.45	476,226.24	91,038,699.69
176 Water Quality Permit	14,398,746.58		65,771.48	1,551,454.43	12,913,063.63	7,363.40	12,920,427.03
17N Complete Streets Grant Program

RECEIPTS AND DISBURSEMENTS FOR TREASURY FUNDS

	December 1, 2014		December 2014		December 31, 2014		
	Beginning Book Balance		Plus Receipts	Less Disbursements	Ending Book Balance	Outstanding Warrants	Ending Cash Balance
SPECIAL REVENUE FUNDS (Continued)							
17P SR520 Civil Penalties	\$ 12,726,634.12		\$ 3,000.31	\$ (610,404.29)	\$ 13,340,038.72	\$	\$ 13,340,038.72
17T Health Benefit Exchange	39,757.03		20,838,000.00	39,948.79	20,837,808.24	20,837,808.24
17W Limousine Carriers	10,924.91		345.00	11,269.91	11,269.91
182 Underground Storage Tank	943,918.70		130,104.49	130,166.62	943,856.57	432.47	944,289.04
186 County Arterial Preservation	1,435,366.87		1,260,389.27	1,317,374.45	1,378,381.69	1,378,381.69
18J Capital Vessel Replacement	5,635,622.08		577,230.77	6,212,852.85	6,212,852.85
18L Hydraulic Project Approval	114,442.24		21,000.00	38,828.24	96,614.00	1,500.00	98,114.00
18W Public Transportation Grant Program		3,250,000.00	3,250,000.00
199 Biosolids Permit	1,536,773.76		1,964.39	57,888.40	1,480,849.75	869.87	1,481,719.62
19A Medicaid Fraud Penalty	13,448,496.63		(281,644.85)	(35,357.96)	13,202,209.74	206,121.34	13,408,331.08
19C Forest Practice Application	406,415.65		7.24	(54,904.05)	461,326.94	461,326.94
19G Environmental Legacy Stewardship	96,531,568.16		554,055.67	8,069,938.69	89,015,685.14	113,585.02	89,129,270.16
19T DOL Technology Improvement and Data Management
200 Regional Fisheries Enhancement Salmonid Recovery	734,128.67		31,578.25	122,086.96	643,619.96	643,619.96
201 Department of Licensing Services	1,159,164.15		206,389.62	88,240.89	1,277,312.88	20.36	1,277,333.24
202 Medical Test Site Licensure	285,830.67		1,468.57	95,148.76	192,150.48	75.00	192,225.48
203 Passenger Ferry	27.39		27.39	27.39
204 Volunteer Fire Fighters' and Reserve Officers' Administrative	1,006,604.44		245.77	27,189.04	979,661.17	979,661.17
207 Hazardous Waste Assistance	2,534,015.86		4,018.84	371,715.23	2,166,319.47	217.64	2,166,537.11
20B Brownfield Redevelopment Trust Fund
20R Radioactive Mixed Waste	1,396,304.48		107,051.04	463,085.82	1,040,269.70	2,090.56	1,042,360.26
215 Special Category C	4,532,088.95		788,186.24	5,320,275.19	5,320,275.19
216 Air Pollution Control	2,569,952.74		73,366.74	63,060.05	2,580,259.43	922.64	2,581,182.07
217 Oil Spill Prevention	4,214,397.12		518,636.82	332,753.55	4,400,280.39	2,455.45	4,402,735.84
218 Multimodal Transportation	63,829,362.45		2,344,152.91	16,328,476.30	49,845,039.06	173,637.07	50,018,676.13
222 Freshwater Aquatic Weeds	742,617.59		12,231.00	18,869.70	735,978.89	147.65	736,126.54
223 State Oil Spill Response	10,030,656.43		5,945.79	10,024,710.64	70.00	10,024,780.64
234 Public Works Administration	10,143,369.51		389,779.00	314,343.72	10,218,804.79	75,868.44	10,294,673.23
235 Youth Tobacco Prevention	764,854.05		65,712.30	8,673.72	821,892.63	821,892.63
237 Recreation Access Pass	584,042.77		123,888.63	60.00	707,871.40	113.00	707,984.40
260 University of Washington Operating Fees
262 Manufactured Home Installation Training	264,463.94		15,050.60	17,462.36	262,052.18	262,052.18
263 Community and Economic Development Fee	2,336,348.34		37,220.40	99,836.34	2,273,732.40	1,716.05	2,275,448.45
267 Recreation Resources	4,803,094.53		531,757.04	570,153.98	4,764,697.59	91.20	4,764,788.79
268 Nonhighway and Off-Road Vehicle Activities (NOVA) Program	5,203,381.77		357,906.69	337,650.05	5,223,638.41	1,069.25	5,224,707.66
269 Parks Renewal and Stewardship	28,917,031.51		3,003,770.42	3,672,651.76	28,248,150.17	122,337.06	28,370,487.23
271 Washington State University Operating Fees
275 Central Washington University Operating Fees
277 State Agency Parking	193,627.01		9,775.00	8,922.66	194,479.35	194,479.35
296 Columbia River Basin Water Supply Rev Recovery	1,258,133.50		293.76	1,258,427.26	1,258,427.26

RECEIPTS AND DISBURSEMENTS FOR TREASURY FUNDS

	December 1, 2014		December 2014		December 31, 2014		
	Beginning Book Balance		Plus Receipts	Less Disbursements	Ending Book Balance	Outstanding Warrants	Ending Cash Balance
SPECIAL REVENUE FUNDS (Continued)							
315 Dedicated Marijuana Fund	\$ 5,533,351.51		\$ 4,086,554.53	\$ 282,499.18	\$ 9,337,406.86	\$ 22,452.03	\$ 9,359,858.89
319 Public Health Supplemental	962,906.15		291,080.05	125,915.87	1,128,070.33	51,808.39	1,179,878.72
404 State Treasurer's Service	12,175,479.44		(3,659,566.90)	666,319.93	7,849,592.61	279.62	7,849,872.23
408 Coastal Protection	981,770.20		52,494.80	31,838.31	1,002,426.69	1,002,426.69
441 Local Government Archives	1,463,487.79		236,805.26	228,703.38	1,471,589.67	1,471,589.67
500 Perpetual Surveillance and Maintenance	45,099,076.25		10,821.24	45,109,897.49	45,109,897.49
507 Oyster Reserve Land	645,900.97		730.88	15,565.38	631,066.47	52.44	631,118.91
511 Tacoma Narrows Toll Bridge	10,872,701.28		1,426,111.15	(3,621,390.85)	15,920,203.28	169.94	15,920,373.22
513 Derelict Vessel Removal	907,028.90		3,101.00	41,497.79	868,632.11	9,603.72	878,235.83
532 Washington Housing Trust	11,219,089.29		1,523,010.62	395,673.89	12,346,426.02	37,906.68	12,384,332.70
535 Alaskan Way Viaduct Replacement Project
549 Election	5,146,655.38		5,452.10	132,839.32	5,019,268.16	5,019,268.16
550 Transportation 2003	100,505,922.85		3,936,954.57	11,147,691.17	93,295,186.25	53,658.58	93,348,844.83
562 Skilled Nursing Facility Safety Net Trust	3,739,884.04		761.97	(4,036,262.96)	7,776,908.97	8,418.00	7,785,326.97
564 Water Pollution Control Revolving Administration	407,808.88		9,560.38	417,369.26	417,369.26
566 Community Forest Trust
571 Multiuse Roadway Safety	22,467.34		1,373.04	23,840.38	23,840.38
595 I-405 Express Toll Lanes Operations	2,019,504.56		484.62	2,019,989.18	2,019,989.18
600 Department of Retirement Systems Expense	9,934,444.33		2,642,322.69	1,990,042.93	10,586,724.09	39,594.34	10,626,318.43
689 Rural Washington Loan	10,398,908.48		2,495.58	128,027.14	10,273,376.92	10,273,376.92
727 Water Pollution Control Revolving	181,727,100.28		13,288,884.44	(297,168.34)	195,313,153.06	195,313,153.06
733 Capitol Campus Reserve	(6,431,593.28)		214,416.67	(4,276.00)	(6,212,900.61)	(6,212,900.61)
777 Prostitution Prevention and Intervention	82,012.47		111.30	2,917.00	79,206.77	79,206.77
785 State Educational Trust Fund	5,149,576.63		67,637.59	14,390.86	5,202,823.36	53.33	5,202,876.69
818 Youth Athletic Facility	184,891.00		44.37	184,935.37	184,935.37
825 Tobacco Settlement
874 OASI Revolving	165,175.32		10,573.35	154,601.97	154,601.97
887 Public Facilities Construction Loan Revolving	23,158,608.47		11,008.96	401,429.54	22,768,187.89	2,090.26	22,770,278.15
888 Deferred Compensation Administrative	1,245,676.23		1,106,779.38	135,537.41	2,216,918.20	22.50	2,216,940.70
893 Radiation Perpetual Maintenance	334,949.41		80.38	335,029.79	335,029.79
TOTAL SPECIAL REVENUE FUNDS	\$ 2,346,516,804.35		\$ 352,715,844.02	\$ 382,289,721.52	\$ 2,316,942,926.85	\$ 10,243,173.79	\$ 2,327,186,100.64
DEBT SERVICE FUNDS							
303 Highway Bond Retirement	\$ 148,752,604.11		\$ 32,430,905.22	\$ 21,437,600.00	\$ 159,745,909.33	\$	\$ 159,745,909.33
304 Ferry Bond Retirement	6,188,447.42		1,351,215.10	7,539,662.52	7,539,662.52
305 Transportation Improvement Board Bond Retirement	1,550,814.32		2,453,535.63	4,004,349.95	4,004,349.95
347 Washington State University Bond Retirement	17,171,941.41		(405,414.45)	(113,238.03)	16,879,764.99	16,879,764.99
348 University of Washington Bond Retirement	9,194,186.80		201,926.87	(119,793.24)	9,515,906.91	9,515,906.91
380 Debt-Limit General Fund Bond Retirement	14,853.96		14,853.96	14,853.96
381 Debt-Limit Reimbursable Bond Retirement	4.50		4.50	4.50

RECEIPTS AND DISBURSEMENTS FOR TREASURY FUNDS

		December 1, 2014	December 2014		December 31, 2014		
		Beginning Book Balance	Plus Receipts	Less Disbursements	Ending Book Balance	Outstanding Warrants	Ending Cash Balance
DEBT SERVICE FUNDS (Continued)							
382	Nondebt-Limit General Fund Bond Retirement	\$	\$	\$	\$	\$	\$
383	Nondebt-Limit Reimbursable Bond Retirement	4,015,310.22	241,440.00	241,440.00	4,015,310.22	4,015,310.22
384	Nondebt-Limit Proprietary Appropriated Bond Retirement
385	Nondebt-Limit Proprietary Nonappropriated Bond Retirement
386	Nondebt-Limit Revenue Bond Retirement
389	Toll Facility Bond Retirement	10,879,749.26	4,339,673.21	13,012,487.50	2,206,934.97	2,206,934.97
TOTAL DEBT SERVICE FUNDS		<u>\$ 197,767,912.00</u>	<u>\$ 40,613,281.58</u>	<u>\$ 34,458,496.23</u>	<u>\$ 203,922,697.35</u>	<u>\$</u>	<u>\$ 203,922,697.35</u>
CAPITAL PROJECTS FUNDS							
01L	Higher Education Construction	\$	\$	\$	\$	\$	\$
036	Capitol Building Construction	2,783,712.52	691.07	(745,258.67)	3,529,662.26	3,529,662.26
056	State Higher Education Construction	226,618.11	54.38	224,404.16	2,268.33	2,268.33
057	State Building Construction	144,652,481.92	1,121,244.98	73,410,769.28	72,362,957.62	904,391.01	73,267,348.63
060	Community and Technical College Capital Projects	33,326,971.81	579,607.36	3,796,375.00	30,110,204.17	30,110,204.17
061	Eastern Washington University Capital Projects	6,783,077.72	257,003.77	601,326.27	6,438,755.22	6,438,755.22
062	Washington State University Building	(167,673.12)	2,039,662.23	1,515,061.12	356,927.99	356,927.99
063	Central Washington University Capital Projects	3,070,628.64	1,078,068.97	(8,681.97)	4,157,379.58	4,157,379.58
064	University of Washington Building	9,229,906.28	82,823.74	2,604,375.68	6,708,354.34	6,708,354.34
065	Western Washington University Capital Projects	1,848,666.59	223,940.22	467,855.31	1,604,751.50	1,604,751.50
066	The Evergreen State College Capital Projects	2,650,105.02	256,797.76	260,774.16	2,646,128.62	2,646,128.62
075	State Social and Health Services Construction	5,371.39	5,371.39	5,371.39
245	Public Safety Reimbursable Bond	4.12	4.12	4.12
246	Community and Technical College Forest Reserve	2,780,513.92	12.99	9,324.80	2,771,202.11	2,771,202.11
289	Thurston County Capital Facilities	3,613,159.42	354,814.10	100,955.36	3,867,018.16	3,867,018.16
357	Gardner-Evans Higher Education Construction	1,732,776.04	3,155.85	1,729,620.19	1,729,620.19
364	Military Department Capital	3,969,099.58	46,788.46	3,922,311.12	3,922,311.12
TOTAL CAPITAL PROJECTS FUNDS		<u>\$ 216,505,419.96</u>	<u>\$ 5,994,721.57</u>	<u>\$ 82,287,224.81</u>	<u>\$ 140,212,916.72</u>	<u>\$ 904,391.01</u>	<u>\$ 141,117,307.73</u>
PERMANENT FUNDS							
04B	Natural Resources Real Property Replacement	\$ 14,128,962.65	\$ 3,425.07	\$ 11,412.11	\$ 14,120,975.61	\$	\$ 14,120,975.61
601	Agricultural Permanent	58,652.65	695.42	(19,080.52)	78,428.59	78,428.59
603	Millersylvania Park Trust	5,373.43	1.29	5,374.72	5,374.72
604	Normal School Permanent	89,002.81	(6,232.73)	95,235.54	95,235.54
605	Permanent Common School	57,626.04	1,000.00	2,679.42	55,946.62	55,946.62
606	Scientific Permanent	421,220.97	290,451.50	130,769.47	130,769.47
607	State University Permanent	26,923.19	(61,908.45)	88,831.64	88,831.64
851	Developmental Disabilities Community Trust	336,437.19	80.73	(32.68)	336,550.60	336,550.60
TOTAL PERMANENT FUNDS		<u>\$ 15,124,198.93</u>	<u>\$ 5,202.51</u>	<u>\$ 217,288.65</u>	<u>\$ 14,912,112.79</u>	<u>\$</u>	<u>\$ 14,912,112.79</u>
ENTERPRISE FUNDS							
401	Correctional Industries	\$ 7,627,665.34	\$ 6,594,812.06	\$ 6,091,021.17	\$ 8,131,456.23	\$ 45,846.66	\$ 8,177,302.89

RECEIPTS AND DISBURSEMENTS FOR TREASURY FUNDS

		December 1, 2014	December 2014		December 31, 2014		
		Beginning Book Balance	Plus Receipts	Less Disbursements	Ending Book Balance	Outstanding Warrants	Ending Cash Balance
ENTERPRISE FUNDS (Continued)							
407	Secretary of State's Revolving	\$ 7,504,502.47	\$ 662,418.73	\$ 466,592.34	\$ 7,700,328.86	\$ 410.00	\$ 7,700,738.86
578	Lottery Administrative	309,915.93	878,159.51	1,016,410.18	171,665.26	8,976.55	180,641.81
608	Accident	1,804,081.30	69,839,844.87	68,933,480.58	2,710,445.59	13,115,420.70	15,825,866.29
609	Medical Aid	1,746,258.91	67,841,177.77	65,723,965.76	3,863,470.92	5,829,975.22	9,693,446.14
610	Accident Reserve	552,672.53	64,021,112.92	62,997,700.96	1,576,084.49	1,117,964.54	2,694,049.03
881	Supplemental Pension	1,202,259.04	37,807,865.44	37,887,149.27	1,122,975.21	1,449,341.41	2,572,316.62
883	Second Injury	66,336,674.40	(2,330,703.45)	70,380.29	63,935,590.66	10,653.31	63,946,243.97
TOTAL ENTERPRISE FUNDS		<u>\$ 87,084,029.92</u>	<u>\$ 245,314,687.85</u>	<u>\$ 243,186,700.55</u>	<u>\$ 89,212,017.22</u>	<u>\$ 21,578,588.39</u>	<u>\$ 110,790,605.61</u>
INTERNAL SERVICE FUNDS							
006	Public Records Efficiency, Preservation & Access	\$ 2,263,050.61	\$ 52,778.48	\$ 294,268.02	\$ 2,021,561.07	\$	\$ 2,021,561.07
405	Legal Services Revolving	10,043,342.89	18,126,806.93	9,872,021.29	18,298,128.53	226,004.94	18,524,133.47
410	Transportation Equipment	20,017,457.32	817,692.38	1,414,262.47	19,420,887.23	14,737.39	19,435,624.62
415	Personnel Service	2,842,735.85	9,372.13	401,352.44	2,450,755.54	3,232.55	2,453,988.09
418	State Health Care Authority Administrative	307,232.54	1,072,230.89	970,668.29	408,795.14	1,007.69	409,802.83
455	Higher Education Personnel Service	479,512.51	7,737.76	81,015.09	406,235.18	503.75	406,738.93
483	Auditing Services Revolving	961,420.24	183,810.02	667,026.12	478,204.14	727.74	478,931.88
484	Administrative Hearings Revolving	222,115.75	1,372,949.03	1,448,682.24	146,382.54	7,509.19	153,891.73
TOTAL INTERNAL SERVICE FUNDS		<u>\$ 37,136,867.71</u>	<u>\$ 21,643,377.62</u>	<u>\$ 15,149,295.96</u>	<u>\$ 43,630,949.37</u>	<u>\$ 253,723.25</u>	<u>\$ 43,884,672.62</u>
PENSION TRUST FUNDS							
614	Volunteer Firefighters' Relief and Pension Principal	\$ 13,360,477.43	\$ 3,161,292.61	\$ 1,006,782.06	\$ 15,514,987.98	\$ 70,214.07	\$ 15,585,202.05
615	State Patrol - Plan 1	873,592.67	4,842,807.96	4,819,542.23	896,858.40	69,696.58	966,554.98
616	Judges' Retirement	777,223.70	193.35	37,023.52	740,393.53	740,393.53
630	State Patrol - Plan 2	381,559.44	411,071.21	404,868.74	387,761.91	10.70	387,772.61
631	Public Employees' Retirement System Plan 1	11,981,822.10	139,534,430.24	141,582,831.81	9,933,420.53	2,032,482.86	11,965,903.39
632	Teachers' Retirement System Plan 1	9,344,260.55	96,204,211.22	97,896,187.83	7,652,283.94	1,238,560.99	8,890,844.93
633	School Employees' Retirement System Combined Plan 2 & 3	4,808,361.16	41,208,912.66	39,486,033.82	6,531,240.00	235,307.47	6,766,547.47
635	Public Safety Employees Retirement System Plan 2	390,656.52	3,435,447.06	3,445,135.34	380,968.24	44,087.30	425,055.54
641	Public Employees' Retirement System Combined Plan 2 & 3	12,223,021.40	152,637,746.94	156,523,325.25	8,337,443.09	1,401,080.27	9,738,523.36
642	Teachers' Retirement System Combined Plan 2 and 3	11,352,172.85	114,268,549.51	114,595,045.17	11,025,677.19	110,258.69	11,135,935.88
722	Deferred Compensation Principal	6,613,676.37	39,145,672.03	40,082,038.55	5,677,309.85	895.00	5,678,204.85
729	Judicial Retirement Principal	65,883.41	444,052.27	67,265.08	442,670.60	442,670.60
819	LEOFFS Plan 1 Retirement	3,516,099.43	30,333,071.41	31,032,289.97	2,816,880.87	719,713.04	3,536,593.91
829	LEOFFS Plan 2 Retirement	3,455,935.79	39,025,812.75	39,915,090.11	2,566,658.43	181,286.26	2,747,944.69
882	Washington Judicial Retirement System	6,598,849.30	1,719.83	803,189.70	5,797,379.43	12,319.79	5,809,699.22
TOTAL PENSION TRUST FUNDS		<u>\$ 85,743,592.12</u>	<u>\$ 664,654,991.05</u>	<u>\$ 671,696,649.18</u>	<u>\$ 78,701,933.99</u>	<u>\$ 6,115,913.02</u>	<u>\$ 84,817,847.01</u>
AGENCY FUNDS							
01P	Suspense	\$ 18,501,599.29	\$ 10,251,798.13	\$ 16,419,944.86	\$ 12,333,452.56	\$ 332,421.55	\$ 12,665,874.11
01R	Undistributed Receipts	127,459.64	127,459.64	127,459.64

RECEIPTS AND DISBURSEMENTS FOR TREASURY FUNDS

	December 1, 2014	December 2014		December 31, 2014		
	Beginning Book Balance	Plus Receipts	Less Disbursements	Ending Book Balance	Outstanding Warrants	Ending Cash Balance
AGENCY FUNDS (Continued)						
01T Local Leasehold Excise Tax	\$ 5,176,909.21	\$	\$ 4,899,295.67	\$ 277,613.54	\$	\$ 277,613.54
034 Local Sales and Use Tax
035 State Payroll Revolving	15,876,467.50	377,756,618.64	363,073,598.83	30,559,487.31	1,397,735.08	31,957,222.39
165 Salary Reduction	3,872,995.13	2,125,103.32	1,908,613.82	4,089,484.63	4,089,484.63
768 Local Real Estate Excise Tax	817,952.48	817,952.48
795 State Investment Board Commingled Monthly Bond
865 State Investment Board Commingled Trust	51,309.27	51,309.27
877 OASI Contribution
TOTAL AGENCY FUNDS	\$ 43,427,971.13	\$ 391,130,241.48	\$ 387,170,714.93	\$ 47,387,497.68	\$ 1,730,156.63	\$ 49,117,654.31
TOTAL TREASURY FUNDS	\$ 3,933,184,265.31	\$ 4,715,968,302.71	\$ 5,076,132,126.33	\$ 3,573,020,441.69	\$ 82,849,266.50	\$ 3,655,869,708.19

RECEIPTS AND DISBURSEMENTS FOR TREASURER'S TRUST FUNDS

	December 1, 2014		December 2014		December 31, 2014	
	Beginning Book Balance	Plus Receipts	Less Disbursements	Ending Book Balance	Outstanding Warrants	Ending Cash Balance
GENERAL FUND						
06N Local Tax Administration	\$	\$	\$	\$	\$	\$
07F Commercial Fisheries Buyback
08B Foster Care Endowed Scholarship Trust	15,304.39	3.68	15,308.07	15,308.07
08E Individual Development Account Program	57,607.60	13.85	57,621.45	57,621.45
08N State Financial Aid	40,417,119.68	34,790,660.21	11,283,634.64	63,924,145.25	15,599.01	63,939,744.26
08T Transportation Innovative Partnership
10L Health Insurance Partnership
10V Invasive Species Council
10W Family and Medical Leave Enforcement
11M Poet Laureate	115.55	115.55	115.55
11R Hospital Infection Control Grant
12L Outdoor Education and Recreation Prog	42,103.42	42,103.42	42,103.42
12P Geoduck Aquaculture Research	100,989.33	9,791.95	91,197.38	91,197.38
131 Fair	2,099,557.40	504.84	4,352.78	2,095,709.46	375.00	2,096,084.46
132 State Trade Fair
14F Family Leave Insurance	390,139.27	93.62	390,232.89	390,232.89
14N Legislative Oral History	7,370.70	7,370.70	7,370.70
14P Skeletal Human Remains Assistance	372,634.70	6,279.31	366,355.39	366,355.39
15B Food Animal Vet Scholarship
15G Prev/Reduce Owner-Occupied Foreclosure Program
15N Business Assistance
16F Washington State Flag	410.96	410.96	410.96
16K Mortgage Recovery
16R Multiagency Permitting Team	80,504.65	26,391.73	28,335.45	78,560.93	78,560.93
17R Aerospace Training Student Loan	3,104,230.38	24,526.36	21,600.00	3,107,156.74	3,107,156.74
18C Native Education Public-Private Partnership
18F High School Completion
18G Opportunity Scholarship Match Transfer	354,000.00	354,000.00	354,000.00
18N Damage Prevention	7,000.00	7,000.00	7,000.00
18P Shelter to Housing Project	67,847.81	1,072.09	66,775.72	66,775.72
18V Science, Technology, Engineering and Math Education Lighthouse
19J Universal Communications Services	3,845,810.00	3,845,810.00	3,845,810.00
290 Savings Incentive	3,910,639.11	1,100.69	3,909,538.42	3,909,538.42
490 Regional Transportation Investment District
514 Agricultural Conservation Easements
534 Washington Graduate Fellowship Trust	489.80	489.80	489.80
551 Homeless Families Services	124,634.31	124,634.31	124,634.31
552 Conservation Assistance Revolving	482,194.97	176.00	482,018.97	129.08	482,148.05
646 Higher Ed Retirement Plan Supplemental Benefit	211,669.15	1,032,226.18	1,200,000.00	43,895.33	43,895.33
653 Washington Distinguished Professorship Trust

RECEIPTS AND DISBURSEMENTS FOR TREASURER'S TRUST FUNDS

	December 1, 2014		December 2014		December 31, 2014		
	Beginning Book Balance		Plus Receipts	Less Disbursements	Ending Book Balance	Outstanding Warrants	Ending Cash Balance
GENERAL FUND (Continued)							
743 College Faculty Awards Trust	\$ 186.14	\$	\$	\$	\$ 186.14	\$	\$ 186.14
747 Health Professional Loan Repayment & Scholarship Program	3,715,258.79	2,805.01	14,831.86	3,703,231.94	3,703,231.94
748 Higher Education Coord. Board for Innovation and Quality
781 Cross-State Trail	473.10	473.10	473.10
793 Health Insurance Pool
817 Stadium and Exhibition Center Construction
835 Four Year Student Child Care in Higher Education	75,109.02	4,194.00	70,915.02	70,915.02
837 Washington's Promise Scholarship	7.85	7.85	7.85
TOTAL GENERAL FUND	\$ 59,476,408.08	\$ 35,884,225.48	\$ 12,575,368.77	\$ 82,785,264.79	\$ 16,103.09	\$ 82,801,367.88	
SPECIAL REVENUE FUNDS							
01F Crime Victims' Compensation	\$ 4,355,436.48	\$ 310,155.83	\$ 500,000.00	\$ 4,165,592.31	\$	\$ 4,165,592.31	
025 Pilotage	1,323,945.05	112,602.64	66,725.20	1,369,822.49	1,369,822.49	
03K Industrial Insurance Premium Refund	3,597,016.91	71,539.03	157,826.95	3,510,728.99	937.18	3,511,666.17	
04F Real Estate Education Program	867,952.96	850.00	12,408.89	856,394.07	856,394.07	
06H Oral History, State Library, and Archives	30,074.92	24.60	4,557.12	25,542.40	25,542.40	
06J Securities Prosecution	564,782.33	(29,325.00)	2,113.91	533,343.42	2,113.91	535,457.33	
07A Mortgage Lending Fraud Prosecution	567,467.28	18,165.70	40,189.00	545,443.98	40,189.00	585,632.98	
07B Organ and Tissue Donation Awareness	153,620.46	24,936.30	178,556.76	178,556.76	
07E Contract Harvesting Revolving	7,154,098.91	2,297.34	3,355,158.69	3,801,237.56	3,801,237.56	
07J "Helping Kids Speak"	1,925.00	2,858.34	1,780.33	3,003.01	3,003.01	
07K Special License Plate Applicant Trust	
07L Legislative International Trade	3,721.67	61.38	3,660.29	3,660.29	
07N Produce Railcar Pool	90,687.10	21.76	90,708.86	90,708.86	
07T Commemorative Works	3,237.15	0.78	3,237.93	3,237.93	
07V Fish and Wildlife Enforcement Reward	536,679.99	14,018.67	7,759.31	542,939.35	40.00	542,979.35	
08C Gonzaga University Alumni Association	3,321.38	2,767.32	2,485.01	3,603.69	3,603.69	
08F Lighthouse Environmental Programs	9,260.98	6,979.00	6,227.67	10,012.31	10,012.31	
08J Prescription Drug Consortium	54,129.73	54,129.73	54,129.73	
08L "Ski & Ride Washington"	3,228.55	3,497.66	3,051.99	3,674.22	3,674.22	
08P State Parks Education and Enhancement	517,840.36	8,171.33	13,501.20	512,510.49	512,510.49	
08V Veterans Stewardship	905,186.11	90,689.64	37,749.04	958,126.71	47.51	958,174.22	
08W "Washington's National Park Fund"	11,230.24	10,777.66	9,384.66	12,623.24	12,623.24	
098 Eastern Washington Pheasant Enhancement	487,970.17	14,327.02	104,515.28	397,781.91	11,920.77	409,702.68	
09A We Love Our Pets	10,042.57	4,519.66	3,514.00	11,048.23	11,048.23	
09B Boating Safety Education Certification	501,133.09	5,680.00	2,100.04	504,713.05	245.00	504,958.05	
09J Washington Coastal Crab Pot Buoy Tag	112,584.43	12,450.00	4,189.44	120,844.99	425.00	121,269.99	
09K Life Sciences Discovery	22,477,061.77	6,062.54	960,063.55	21,523,060.76	34,557.31	21,557,618.07	
09L Nursing Resource Center	92,820.39	43,185.00	543.74	135,461.65	45.00	135,506.65	
10F "Share the Road"	23,219.05	8,271.67	6,318.67	25,172.05	25,172.05	

RECEIPTS AND DISBURSEMENTS FOR TREASURER'S TRUST FUNDS

	December 1, 2014		December 2014		December 31, 2014		
	Beginning Book Balance		Plus Receipts	Less Disbursements	Ending Book Balance	Outstanding Warrants	Ending Cash Balance
SPECIAL REVENUE FUNDS (Continued)							
11A Employment Training Finance	\$ 1,284,304.06	\$	8,967.58	\$	\$ 1,293,271.64	\$	\$ 1,293,271.64
11J Electronic Products Recycling	399,100.91		214,791.00	26,047.64	587,844.27	2.75	587,847.02
11P Large On-Site Sewage Systems
11V Veteran Estate Management	11,229.40		32,332.51	33,426.73	10,135.18	10,135.18
126 Agricultural Local	14,575,686.59		4,442,145.08	2,347,573.88	16,670,257.79	25,690.54	16,695,948.33
128 Grain Inspection Revolving	5,085,971.26		2,052,956.20	876,600.08	6,262,327.38	1,158.44	6,263,485.82
12E Assisted Living Facility Management	604,105.99		(12,739.56)	616,845.55	616,845.55
12F Manufactured/Mobile Home Dispute Resol	2,073,285.80		38,225.68	39,244.07	2,072,267.41	232.40	2,072,499.81
12G Rockfish Research	503,195.29		6,137.00	19,908.71	489,423.58	489,423.58
12H Uniformed Service Shared Leave Pool	658,852.08		(5,524.86)	664,376.94	664,376.94
12N Get Ready For Math & Science Schlarshp	34,433.39		58.34	2,823.00	31,668.73	31,668.73
133 Children's Trust	261,764.92		204,038.82	304.40	465,499.34	465,499.34
14E Washington State Heritage Center	727,445.26		265,914.20	426,164.42	567,195.04	5.00	567,200.04
14J Ambulatory Surgical Facility	167,850.12		103,837.00	17,169.52	254,517.60	254,517.60
14W Reduced Cigarette Ignition Propensity	354,769.54		6,835.05	14,783.64	346,820.95	10,350.00	357,170.95
151 Chief Joseph Recreation Development	6.35		6.35	6.35
15A Transitional Housing Oper & Rent	3,595,929.35		475,465.41	3,120,463.94	3,427.60	3,123,891.54
15L Annual Property Revaluation Grant
15T Broadband Mapping	(0.08)		24,103.87	24,103.87	(0.08)	12,679.52	12,679.44
15V Funeral and Cemetery	579,846.26		37,635.09	53,464.85	564,016.50	564,016.50
15W Guaranteed Asset Protection Waiver	17,000.00		17,000.00	17,000.00
163 Worker and Community Right to Know	3,359,453.89		19,524.26	196,330.43	3,182,647.72	3,182,647.72
169 Horse Racing Commission Operating	826,818.38		92,161.38	64,953.61	854,026.15	276.75	854,302.90
16B Landscape Architects' License	191,166.99		15,745.00	15,366.84	191,545.15	225.00	191,770.15
16E Spec Forest Products Outreach/Education	748.58		748.58	748.58
16G Universal Vaccine Purchase	6,837,309.81		4,047,638.32	6,311,835.06	4,573,113.07	4,573,113.07
16H Columbia River Salmon/Steelhead Stamp	1,505,676.47		16,550.25	193,427.15	1,328,799.57	1,833.91	1,330,633.48
16L Accessible Communities	402,344.77		9,947.09	5,184.25	407,107.61	407,107.61
16N Disabled Veterans Assistance
16T Product Stewardship Programs	213,176.38		8,165.39	205,010.99	205,010.99
17H WA Global Health Technologies Product Development	2.06		2.06	2.06
17L Foreclosure Fairness	2,613,176.93		2,250.00	341,225.75	2,274,201.18	62.40	2,274,263.58
17M Individual-Based/Portable Background Check Clearance	268,725.76		11,084.00	76,730.00	203,079.76	568.00	203,647.76
17V Volunteer Firefighters	4,368.00		2,800.00	1,904.00	5,264.00	5,264.00
180 Local Government Administrative Hearings	167,347.74		732.00	166,615.74	166,615.74
189 Clarke-McNary
18A Investing In Innovation	1,203,373.54		75,085.69	1,128,287.85	1,128,287.85
18E Educator Certification Processing	1,119,269.52		69,145.00	103,670.09	1,084,744.43	434.48	1,085,178.91
18M Music Matters Awareness	4,237.33		4,050.66	3,593.33	4,694.66	4,694.66
18R Seattle Sounders FC	8,262.83		3,640.00	2,681.50	9,221.33	9,221.33

RECEIPTS AND DISBURSEMENTS FOR TREASURER'S TRUST FUNDS

	December 1, 2014		December 2014		December 31, 2014		
	Beginning Book Balance		Plus Receipts	Less Disbursements	Ending Book Balance	Outstanding Warrants	Ending Cash Balance
SPECIAL REVENUE FUNDS (Continued)							
190 Forest Fire Protection Assessment	\$ 4,476,188.36	\$	11.99	\$ (704,705.54)	\$ 5,180,905.89	\$ 5,081.59	\$ 5,185,987.48
193 State Forest Nursery Revolving	1,292,639.48		13,624.83	145,698.02	1,160,566.29	709.82	1,161,276.11
195 Energy	0.22				0.22		0.22
197 Statute Law Committee Publications	864,811.24		47,983.64	19,339.03	893,455.85	229.95	893,685.80
198 Access Road Revolving	3,732,597.83		60.95	(358,097.28)	4,090,756.06	7,690.31	4,098,446.37
19B School for the Blind	531,959.59		55,958.73	158,246.43	429,671.89	233.00	429,904.89
19E 4-H Program	195.00		326.67	364.00	157.67	364.00	521.67
19F Seattle Seahawks	55,477.31		35,804.98		91,282.29		91,282.29
19H Center for Childhood Deafness and Hearing Loss	20,198.23		16,829.23		37,027.46		37,027.46
19M Seattle University							
19W Wolf-Livestock Conflict	250,000.00				250,000.00		250,000.00
205 Mobile Home Park Relocation	1,021,031.32		32,952.54	7,011.87	1,046,971.99		1,046,971.99
206 Cost of Supervision	310,731.01		110,649.36	199,509.57	221,870.80	4,961.80	226,832.60
209 Regional Fisheries Enhancement Group	1,536,811.06		22,503.24	71,933.73	1,487,380.57	120.00	1,487,500.57
20A State Flower	980.00		(84.00)		896.00		896.00
210 Fire Protection Contractor License	563,026.75		255,972.08	60,589.34	758,409.49	450.00	758,859.49
213 Veterans' Emblem	21,488.45		462.00	7,050.00	14,900.45	2,000.00	16,900.45
214 Temporary Worker Housing	121,477.61		25,234.00	136.82	146,574.79		146,574.79
219 Air Operating Permit	173,963.83			142,327.07	31,636.76	783.96	32,420.72
225 Fingerprint Identification	4,407,633.82		932,479.27	719,414.66	4,620,698.43	2,861.60	4,623,560.03
259 Coastal Crab	91,774.83		21,640.00	5,958.48	107,456.35		107,456.35
274 Adult Family Home	808,567.08			(21,402.56)	829,969.64		829,969.64
281 Impaired Driving Safety	186,403.79		144,490.50		330,894.29		330,894.29
283 Juvenile Accountability Incentive	449,771.24		110.83	52,315.75	397,566.32		397,566.32
294 Sea Cucumber Dive Fishery	2,981.82			104.00	2,877.82		2,877.82
295 Sea Urchin Dive Fishery	1,467.06			49.00	1,418.06		1,418.06
297 Pipeline Safety	(42,157.98)		21,618.38	181,807.20	(202,346.80)	24.64	(202,322.16)
298 Geologists'	447,632.80		17,800.00	24,092.43	441,340.37	2,223.14	443,563.51
300 Financial Services Regulation	15,800,305.70		2,067,030.45	1,882,522.85	15,984,813.30	8,844.75	15,993,658.05
320 Puget Sound Crab Pot Buoy Tag	33,160.46			1,050.30	32,110.16		32,110.16
328 Crim Justice Training Commis Firing Range Maintenance	30,078.00				30,078.00		30,078.00
416 Surplus and Donated Food Commodities Revolving	2,593,850.04		1,988,849.71	1,552,733.82	3,029,965.93	90,347.00	3,120,312.93
424 Anti-Trust Revolving	1,303,921.72		11,241.87	82,677.24	1,232,486.35	518.56	1,233,004.91
480 Financial Education Public-Private Partnership	27,632.19			661.37	26,970.82		26,970.82
485 Horse Racing Owners' Bonus/Breeder Awards	25,304.09		9,849.10	707.70	34,445.49	11,479.11	45,924.60
495 Toll Collection	10,395,356.00		11,155,720.10	11,310,638.74	10,240,437.36	25,999.55	10,266,436.91
496 Future Teachers Conditional Scholarship	2,528,880.18		11,090.17	10,510.37	2,529,459.98	1,539.00	2,530,998.98
497 Horse Racing Commission Class C Purse Fund	72,133.46		3,986.28		76,119.74		76,119.74
498 Washington State Council of Fire Fighters Benevolent	9,985.02		8,388.32	7,403.64	10,969.70		10,969.70
499 Law Enforcement Memorial	36,911.69		23,790.68	18,337.63	42,364.74		42,364.74

RECEIPTS AND DISBURSEMENTS FOR TREASURER'S TRUST FUNDS

	December 1, 2014		December 2014		December 31, 2014		
	Beginning Book Balance		Plus Receipts	Less Disbursements	Ending Book Balance	Outstanding Warrants	Ending Cash Balance
SPECIAL REVENUE FUNDS (Continued)							
501 Liquor Revolving	\$ 30,930,807.12		\$ (13,026,390.35)	\$ 15,577,456.18	\$ 2,326,960.59	\$ 106,044.72	\$ 2,433,005.31
503 Tuition Recovery	4,067,083.18		21,146.34	7,112.93	4,081,116.59	4,081,116.59
515 DNA Data Base	939,287.15		32,403.07	1,598.56	970,091.66	970,091.66
516 Fruit and Vegetable Inspection	4,126,178.55		1,553,537.60	1,291,733.51	4,387,982.64	37,558.02	4,425,540.66
536 Federal Food Service Revolving	2,197,620.35		4,396,565.37	4,376,044.04	2,218,141.68	7,499.70	2,225,641.38
553 Performance Audits of Government	7,289,065.69		1,253,666.56	1,349,698.63	7,193,033.62	16,612.49	7,209,646.11
561 Community Technical College Innovation	28,104,041.73		785,589.26	7,043,213.01	21,846,417.98	21,846,417.98
687 Rural Rehabilitation	266,368.33		63.92	266,432.25	266,432.25
688 Federal Local Rail Service Assistance	76,817.09		30.90	76,847.99	76,847.99
731 Child Care Facility Revolving	903,303.70		17,616.63	2,050.02	918,870.31	918,870.31
732 Nursing Home Civil Penalties	933,174.60	(3,000.00)	936,174.60	936,174.60
746 Hanford Area Economic Investment	104,453.56		595.80	105,049.36	105,049.36
749 Governor's Interagency Committee of State Employed Women	41,174.61		1,300.00	168.00	42,306.61	42,306.61
761 Basic Health Plan Subscription	263,774.13		268.59	837.28	263,205.44	263,205.44
763 Center for the Improvement of Student Learning	37,629.68	37,629.68	37,629.68
773 Commission on Higher Ed Prof Student Ex Program	51,200.00	51,200.00	51,200.00
774 University of Washington License Plate	204,430.16		22,764.02	227,194.18	227,194.18
776 Washington State University License Plate	35,998.69		49,198.34	35,998.69	49,198.34	49,198.34
778 Western Washington University License Plate	12,427.34		1,934.33	12,427.34	1,934.33	1,934.33
779 Eastern Washington University License Plate	35,820.52		2,645.98	38,466.50	38,466.50
780 School Zone Safety Account	144,624.02		50,001.15	85.13	194,540.04	194,540.04
783 Central Washington University License Plate	8,351.00		1,369.67	9,720.67	9,720.67
784 Miscellaneous Transportation Programs	(3,444,310.92)		35,210,758.51	36,763,360.11	(4,996,912.52)	556,967.90	(4,439,944.62)
786 The Evergreen State College License Plate	7,630.37		252.00	7,882.37	7,882.37
789 Advanced Environmental Mitigation Revolving	1,690,513.82		26,518.64	1,717,032.46	1,717,032.46
816 Stadium and Exhibition Center	37,929,422.85		10,138,997.76	48,068,420.61	48,068,420.61
821 Impaired Physician	234,221.88		121,900.00	124,524.65	231,597.23	750.00	232,347.23
823 Livestock Nutrient Management	51,047.92	(100.00)	51,147.92	51,147.92
833 Developmental Disabilities Endowment Trust	1,324,129.20		354,042.01	163,893.53	1,514,277.68	128,743.35	1,643,021.03
834 Capitol Furnishings Preservation Committee	65,929.80		24.68	65,954.48	65,954.48
878 Federal Forest Revolving	889.73		0.22	889.95	889.95
880 Advance Right-of-Way Revolving	6,949,771.92		337,457.54	8,788.29	7,278,441.17	489.94	7,278,931.11
884 Gambling Revolving	3,001,089.22		3,338,543.31	1,212,928.70	5,126,703.83	130,310.66	5,257,014.49
885 Plumbing Certificate	329,239.39		65,207.27	67,267.40	327,179.26	327,179.26
892 Pressure Systems Safety	1,146,267.40		136,610.33	172,316.26	1,110,561.47	2,115.60	1,112,677.07
TOTAL SPECIAL REVENUE FUNDS	\$ 278,364,554.58		\$ 74,409,033.22	\$ 100,829,313.90	\$ 251,944,273.90	\$ 1,301,021.63	\$ 253,245,295.53
PERMANENT FUNDS							
842 American Indian Scholarship Endowment	\$ 294,442.17		\$ 4,370.66	\$ 5,134.00	\$ 293,678.83	\$	\$ 293,678.83

RECEIPTS AND DISBURSEMENTS FOR TREASURER'S TRUST FUNDS

		December 1, 2014	December 2014		December 31, 2014		
		Beginning Book Balance	Plus Receipts	Less Disbursements	Ending Book Balance	Outstanding Warrants	Ending Cash Balance
PERMANENT FUNDS (Continued)							
852	Foster Care Scholarship Endowment	\$ 3,608.57	\$ 0.86	\$	\$ 3,609.43	\$	\$ 3,609.43
TOTAL PERMANENT FUNDS		\$ 298,050.74	\$ 4,371.52	\$ 5,134.00	\$ 297,288.26	\$	\$ 297,288.26
ENTERPRISE FUNDS							
413	Municipal Revolving	\$ 4,019,769.12	\$ 2,879,973.57	\$ 1,844,443.77	\$ 5,055,298.92	\$ 7,533.98	\$ 5,062,832.90
442	Legislative Gift Center	55,808.71	21,787.29	23,042.81	54,553.19	840.50	55,393.69
445	Self-Insured Emplr Overpymt Reimb	663,306.07	663,306.07	663,306.07
446	Industrial Insurance Rainy Day Fund
449	Certificates of Participation and Other Financing - Local	105,804.12	7,551,128.88	7,551,653.88	105,279.12	105,279.12
470	Imaging	199,800.33	47,520.04	28,749.96	218,570.41	218,570.41
477	Lottery Investment	0.01	0.01
543	Judicial Information Systems	21,067,758.40	1,528,042.58	2,752,026.88	19,843,774.10	105,601.22	19,949,375.32
544	Pollution Liability Insurance Program Trust	27,096,381.34	1,629.25	506,598.57	26,591,412.02	461.47	26,591,873.49
545	Heating Oil Pollution Liability Trust	12,977.03	819.58	4,849.98	8,946.63	197.37	9,144.00
788	Advanced College Tuition Payment Program	239,917.65	28,146,551.50	26,124,001.84	2,262,467.31	2,222,732.18	4,485,199.49
TOTAL ENTERPRISE FUNDS		\$ 53,461,522.78	\$ 40,177,452.69	\$ 38,835,367.70	\$ 54,803,607.77	\$ 2,337,366.72	\$ 57,140,974.49
INTERNAL SERVICE FUNDS							
12V	PEBB Medical Benefits Admin	\$	\$	\$	\$	\$	\$
411	Natural Resources Equipment	1,685,190.28	305.81	(113,941.80)	1,799,437.89	64,577.85	1,864,015.74
419	Data Processing Revolving	6,052,428.64	12,671,290.02	18,342,438.31	381,280.35	18,440.70	399,721.05
421	Education Technology Revolving	9,382,276.19	160,735.64	2,406,050.06	7,136,961.77	40,700.73	7,177,662.50
422	General Administration Services	7,723,309.26	12,401,385.99	18,377,549.04	1,747,146.21	67,348.40	1,814,494.61
436	OFM Labor Relations Service	2,522,552.56	3,492.48	260,420.72	2,265,624.32	76.37	2,265,700.69
438	Uniform Dental Plan Benefits Administration	3,966.37	476,067.00	476,005.10	4,028.27	4,028.27
439	Uniform Medical Plan Benefits Administration	922,657.31	3,591,776.00	4,413,541.82	100,891.49	100,891.49
444	Fish & Wildlife Equipment	344,219.17	70,821.05	95,607.55	319,432.67	131.62	319,564.29
453	Minority and Women's Business Enterprises	664,797.86	175,880.50	181,662.06	659,016.30	53.72	659,070.02
471	State Patrol Nonappropriated Airplane Revolving	363,034.61	142,027.57	221,007.04	2,857.22	223,864.26
546	Risk Management	(967,460.11)	475,134.22	374,183.87	(866,509.76)	(866,509.76)
547	Liability	98,622,504.10	13,338.49	11,530,166.42	87,105,676.17	589,472.13	87,695,148.30
721	Public Employees' and Retirees' Insurance	310,023,475.15	124,771,664.88	164,438,490.67	270,356,649.36	1,486,941.68	271,843,591.04
730	Public Employees' and Retirees' Insurance Reserve	143,190,815.71	34,362.01	143,225,177.72	143,225,177.72
739	Certificates of Participation and Other Financing - State	3,248,980.58	11,760,522.46	14,606,140.03	403,363.01	403,363.01
TOTAL INTERNAL SERVICE FUNDS		\$ 583,782,747.68	\$ 166,606,776.55	\$ 235,530,341.42	\$ 514,859,182.81	\$ 2,270,600.42	\$ 517,129,783.23
PRIVATE PURPOSE FUNDS							
196	Unclaimed Personal Property	\$ 148,275.53	\$ 4,642,174.59	\$ 4,308,151.44	\$ 482,298.68	\$ 3,255,487.20	\$ 3,737,785.88
738	Department of Social and Health Services Trust	53,654.52	53,654.52	53,654.52
TOTAL PRIVATE PURPOSE FUNDS		\$ 201,930.05	\$ 4,642,174.59	\$ 4,308,151.44	\$ 535,953.20	\$ 3,255,487.20	\$ 3,791,440.40

RECEIPTS AND DISBURSEMENTS FOR TREASURER'S TRUST FUNDS

	December 1, 2014	December 2014		December 31, 2014		
	Beginning Book Balance	Plus Receipts	Less Disbursements	Ending Book Balance	Outstanding Warrants	Ending Cash Balance
AGENCY FUNDS						
16C Real Estate/Property Tax Admin Assistance	\$ 47,182.50	\$ 50,212.50	\$ 47,182.50	\$ 50,212.50	\$	\$ 50,212.50
17A County Enhanced 911 Excise Tax	5,761,959.43	6,252,438.13	6,404,119.59	5,610,277.97	5,610,277.97
525 Washington State Combined Fund Drive	990,281.70	664,350.07	41,383.68	1,613,248.09	6,879.55	1,620,127.64
660 Natural Resources Deposit	13,742,252.20	30,450,115.93	32,421,013.13	11,771,355.00	187,757.38	11,959,112.38
734 Centennial Document Preservation and Modernization	1,209,921.85	205,981.00	1,415,902.85	1,415,902.85
737 High Occupancy Vehicle
757 Maritime Historic Restoration and Preservation	2,403.71	63.50	2,467.21	2,467.21
797 Local Tourism Promotion	196,801.50	1,177,739.75	750,565.62	623,975.63	623,975.63
TOTAL AGENCY FUNDS	\$ 21,950,802.89	\$ 38,800,900.88	\$ 39,664,264.52	\$ 21,087,439.25	\$ 194,636.93	\$ 21,282,076.18
TOTAL TREASURER'S TRUST FUNDS	\$ 997,536,016.80	\$ 360,524,934.93	\$ 431,747,941.75	\$ 926,313,009.98	\$ 9,375,215.99	\$ 935,688,225.97

INVESTMENT STATEMENT & INVESTMENT INTEREST INCOME AND CAPITAL GAINS

INVESTMENT STATEMENT

Fund / Account	December 1, 2014	Purchased	Maturities & Sales	Amortization	December 31, 2014
Treasury & Treasurer's Trust					
Investments (trade date basis)	\$ 4,995,943,509.77	\$ 2,597,705,725.47	\$ 3,061,936,500.02	\$ (701,404.08)	\$ 4,531,011,331.14
Reverse Repurchase Agreements
Purchased Accrued Interest	719,175.50	467,187.10	388,640.29	797,722.31
Total Treasury & Treasurer's Trust	\$ 4,996,662,685.27	\$ 2,598,172,912.57	\$ 3,062,325,140.31	\$ (701,404.08)	\$ 4,531,809,053.45
Local Government Investment Pool					
Investments (trade date basis)	\$ 10,526,655,756.34	\$ 11,890,658,783.43	\$ 13,155,144,851.32	\$ 470,497.98	\$ 9,262,640,186.43
Reverse Repurchase Agreements
Purchased Accrued Interest	10,985.03	10,985.03
Total Local Government Investment Pool	\$ 10,526,655,756.34	\$ 11,890,669,768.46	\$ 13,155,144,851.32	\$ 470,497.98	\$ 9,262,651,171.46
Total All Accounts	\$ 15,523,318,441.61	\$ 14,488,842,681.03	\$ 16,217,469,991.63	\$ (230,906.10)	\$ 13,794,460,224.91

INVESTMENT INTEREST INCOME AND CAPITAL GAINS CURRENT MONTH AND FISCAL YEAR TO DATE COMPARISON

Fund / Account	December 2014	December 2013	Fiscal Year 2015	Fiscal Year 2014
Treasury & Treasurer's Trust				
Cash	\$ 2,991,597.58	\$ 2,580,725.43	\$ 16,760,141.07	\$ 13,736,337.62
Custody Bank Fees	(4,564.73)	(4,615.74)	(27,643.37)	(27,579.36)
Other Bank Fees	(11,513.51)	(14,153.07)	(75,233.36)	(86,799.08)
Amortization	(701,404.08)	(1,260,661.87)	(4,795,655.19)	(5,931,081.43)
Accrued Interest	24,046.16	196,007.71	929,896.13	681,720.14
Gains and Losses	23,958.22	29,098.24	963,328.30	1,287,688.20
Total Treasury & Treasurer's Trust	\$ 2,322,119.64	\$ 1,526,400.70	\$ 13,754,833.58	\$ 9,660,286.09
Local Government Investment Pool				
Cash	\$ 327,014.28	\$ 430,026.13	\$ 2,459,001.34	\$ 3,110,246.71
Amortization	470,497.98	478,781.46	2,563,685.06	2,879,696.60
Accrued Interest	66,197.66	(10,630.03)	(34,936.25)	(134,634.64)
Gains and Losses	57,900.14	209,530.11	267,359.96	682,133.30
Total Local Government Investment Pool	\$ 921,610.06	\$ 1,107,707.67	\$ 5,255,110.11	\$ 6,537,441.97
Total All Accounts	\$ 3,243,729.70	\$ 2,634,108.37	\$ 19,009,943.69	\$ 16,197,728.06

JAMES L. McINTIRE
STATE TREASURER
PO BOX 40200
OLYMPIA WA 98504-0200

