



**Washington State
Treasurer's
Monthly Report**

December 2016



**JAMES L. McINTIRE
State Treasurer**

In accordance with the Americans with Disabilities Act, this publication will be made available in alternate formats upon request to the Office of the State Treasurer, Legislative Building, 2nd Floor, Olympia, Washington 98504-0200, telephone (360) 902-9000, fax (360) 902-9037 or TTY Users Call: 7-1-1.
Web Site: <http://tre.wa.gov>.

TABLE OF CONTENTS

	<i>Page</i>
State Treasurer’s Letter	1
General Fund	2
Treasury, Treasurer’s Trust and Local Government Investment Pool Flow Chart	3
Treasury & Treasurer’s Trust, Treasury and Treasurer’s Trust Charts	4
General Fund and Local Government Investment Pool Charts	5
Receipts and Disbursements for the State Treasury	6
Receipts and Disbursements for Trust Funds	16
Investment Statement & Investment Interest Income and Capital Gains	23



JAMES L. McINTIRE,
State Treasurer

State of Washington
Office of the Treasurer
Legislative Building
P.O. Box 40200
Olympia, Washington 98504-0200

(360) 902-9000 • TTY 7-1-1
FAX (360) 902-9037
Home Page <http://tre.wa.gov>

Fellow Washingtonians,

I am pleased to report on the operations of the Office of the State Treasurer for the month of December 2016. At the close of the month, the Treasury & Treasurer's Trust book balance was \$6.2 billion with investment earnings distributed for the month of \$4.6 million.

Sincerely,

A handwritten signature in black ink, appearing to read "James L. McIntire".

James L McIntire
Washington State Treasurer

GENERAL FUND

GENERAL FUND CURRENT MONTH AND FISCAL YEAR TO DATE COMPARISON (In Millions)

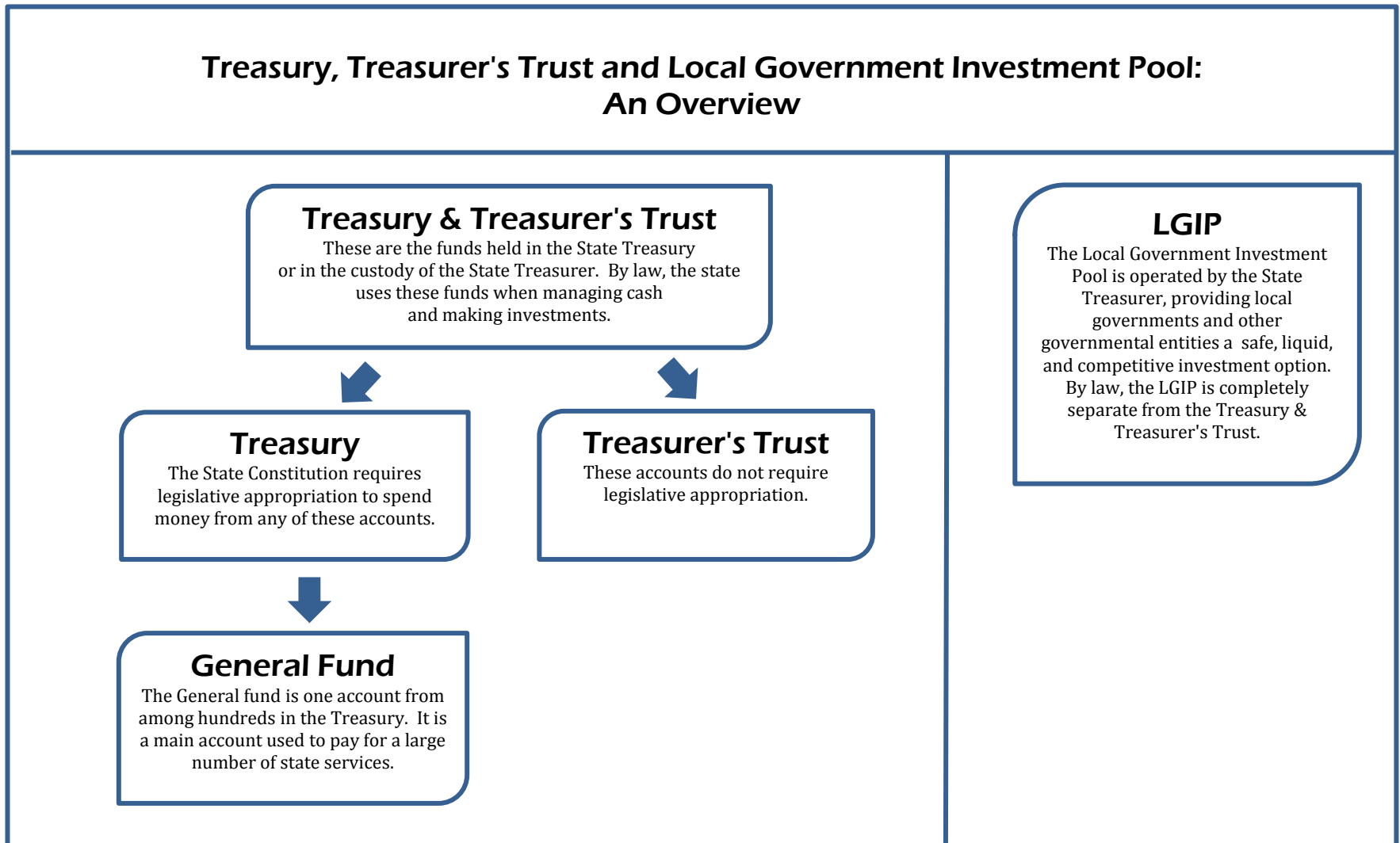
	Month of December		Fiscal Year to Date	
	2016	2015	2017	2016
Beginning Book Balance	\$ 1,381.117	\$ 406.247	\$ 1,614.932	\$ 1,001.142
Cash Revenue	2,657.274	2,647.307	15,392.292	13,721.534
Other Cash Receipts	516.179	153.706	3,620.876	3,288.987
Total Cash Receipts	<u>\$ 3,173.453</u>	<u>\$ 2,801.013</u>	<u>\$ 19,013.168</u>	<u>\$ 17,010.521</u>
Total Cash Disbursements	<u>\$ 3,641.243</u>	<u>\$ 2,544.749</u>	<u>\$ 19,714.773</u>	<u>\$ 17,349.152</u>
Ending Book Balance	<u>\$ 913.327</u>	<u>\$ 662.511</u>	<u>\$ 913.327</u>	<u>\$ 662.511</u>
Cash Revenue				
Bond Retirement & Interest	\$ 0.000	\$ 0.000	\$ (0.155)	\$ (0.177)
Secretary of State	3.176	3.132	17.785	16.885
Department of Revenue:				
Retail Sales Tax	800.613	1,201.668	4,800.387	4,390.746
Business & Occupation Tax	256.832	412.884	1,919.839	1,769.806
Compensating Tax	49.271	74.808	330.684	316.192
Cigarette Tax	28.929	38.860	195.950	172.012
Public Utility Tax	22.511	45.679	169.408	175.975
Various Other Revenue	50.761	53.694	455.883	333.003
Insurance Commission	118.164	118.425	259.096	250.114
Liquor and Cannabis Board	24.136	22.240	55.293	40.585
Department of Licensing:				
Excise Tax – Other	0.012	0.013	0.086	0.083
Various Other Revenue	0.295	0.303	6.106	5.358
Department of Social & Health Services	5.149	15.199	44.833	51.547
Universities & Colleges	0.000	0.003	0.001	0.003
Treasurer's Transfers	5.278	5.071	(47.390)	(60.273)
Counties:				
Property Tax	139.831	127.895	948.757	938.771
Real Estate Excise Tax	96.770	96.407	575.317	487.736
Various Other Revenue	4.196	4.149	28.390	29.861
Federal Grants-In-Aid (All Agencies)	851.688	396.522	5,205.497	4,611.062
Revenues Distributed to Local Governments	(2.346)	(2.042)	(3.704)	(3.363)
Other Agencies' Cash Revenue	202.008	32.397	430.229	195.608
Total Cash Revenue	<u>\$ 2,657.274</u>	<u>\$ 2,647.307</u>	<u>\$ 15,392.292</u>	<u>\$ 13,721.534</u>

Source: Agency Financial Reporting System (AFRS).

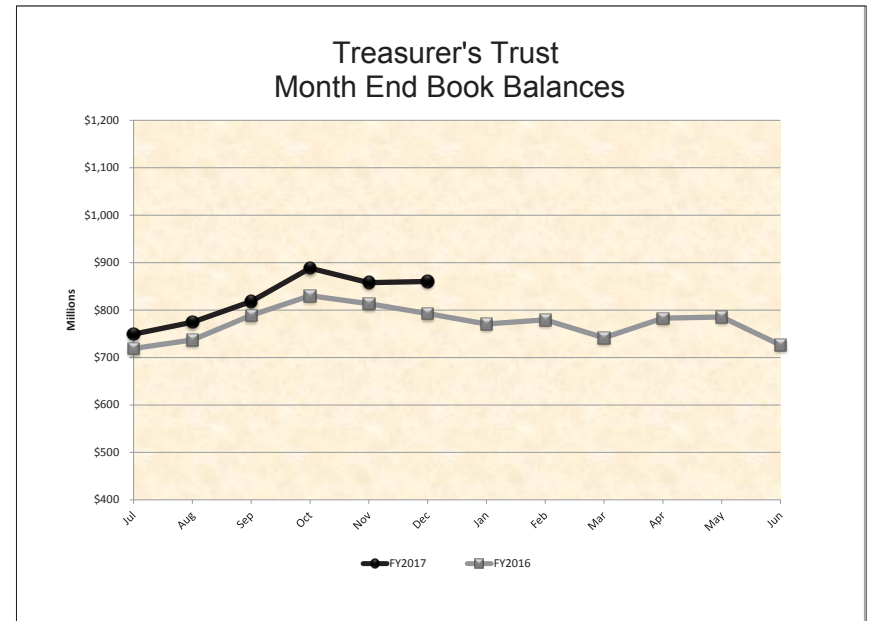
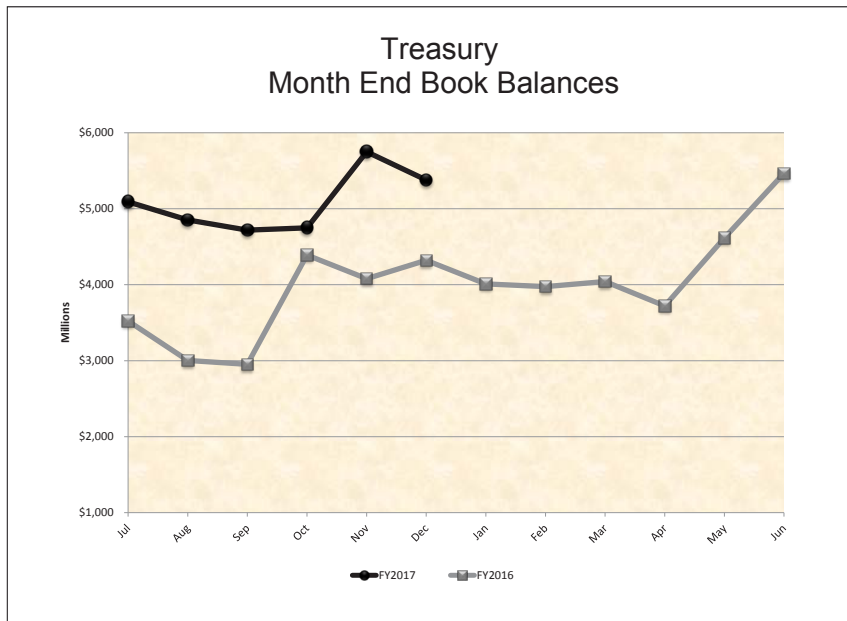
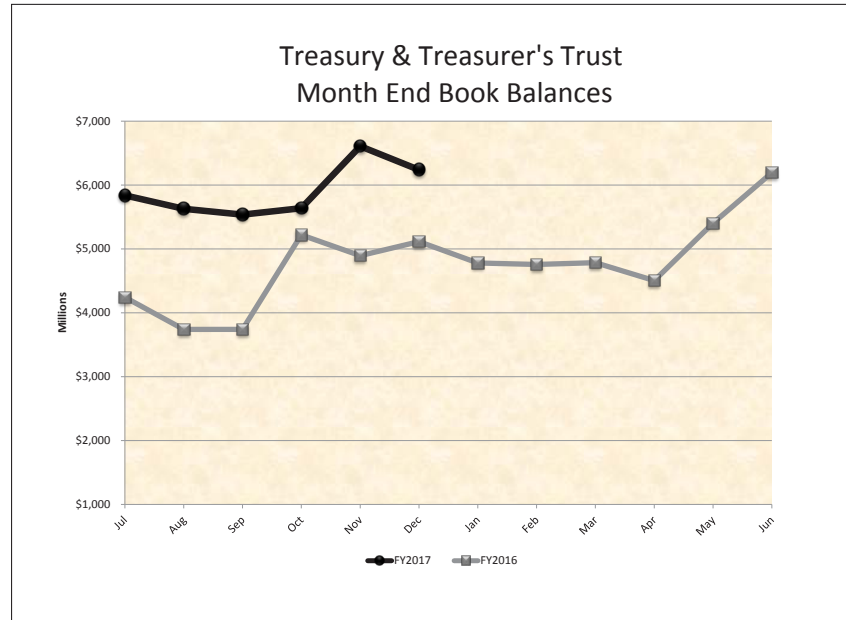
TREASURY, TREASURER'S TRUST AND LGIP FLOW CHART

The State Treasurer is charged with the cash management of public funds, which includes two categories of state funds and accounts: (1) funds and accounts located in the state treasury, which are subject to legislative appropriation; and (2) Treasurer's trust funds, which are accounts placed in the custody of the State Treasurer, and not typically subject to legislative appropriation. Funds within these accounts are comingled for investment and cash management purposes.

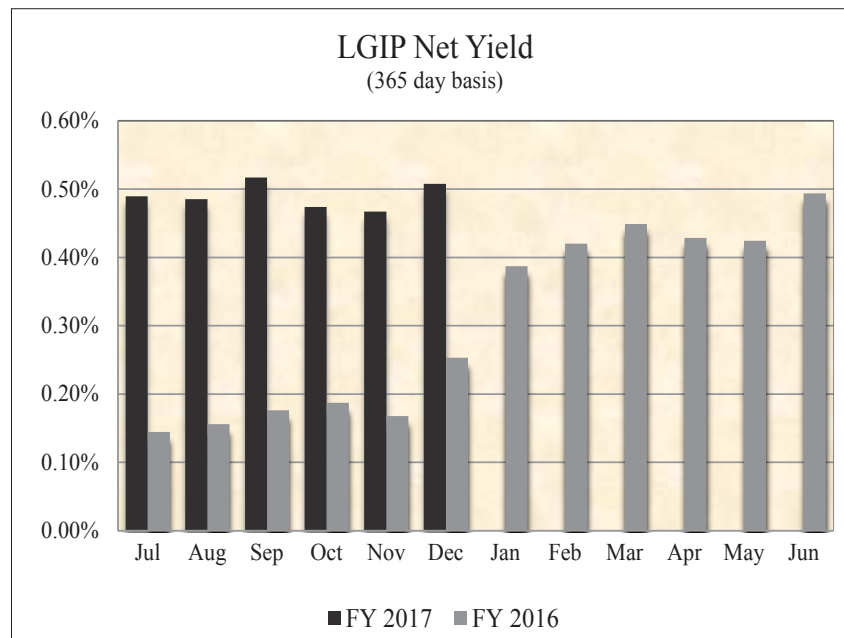
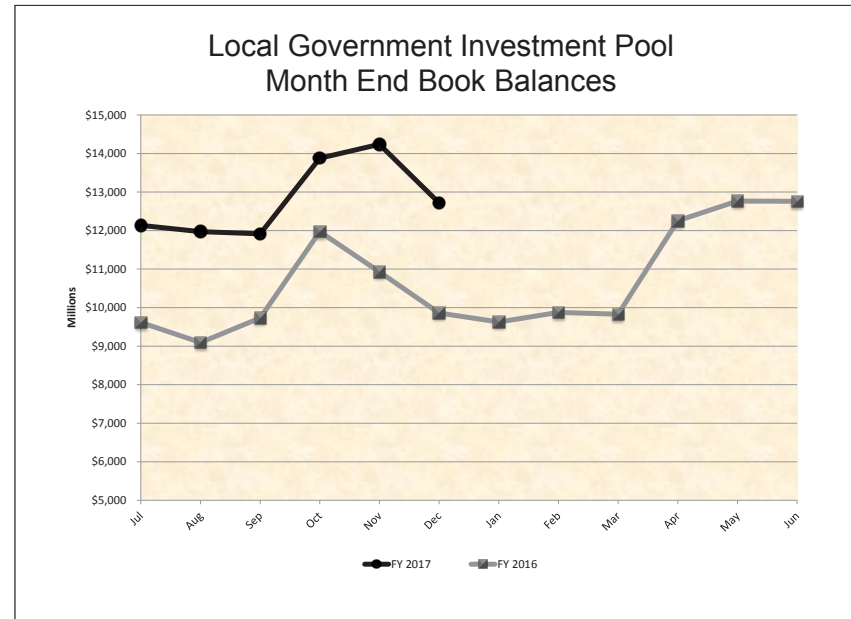
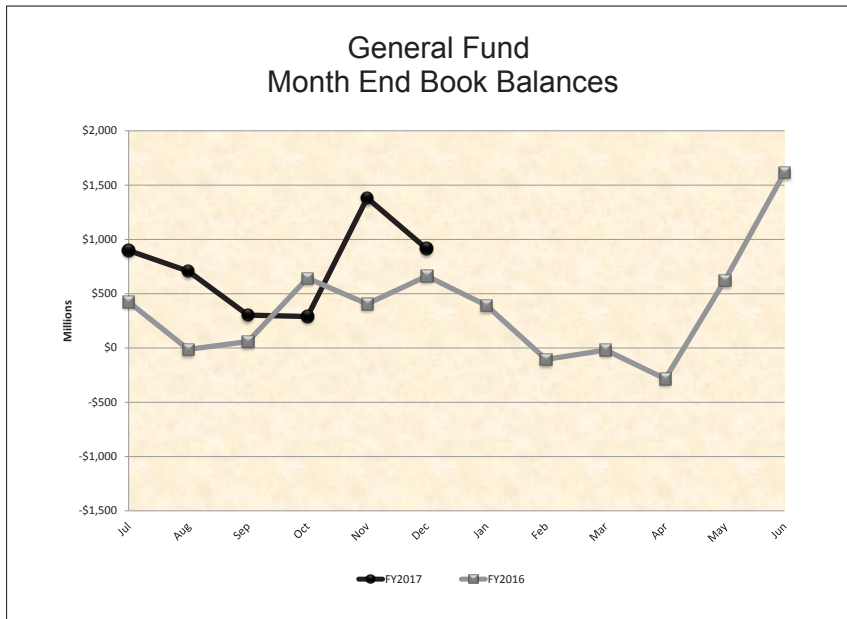
This flow chart describes the structure of the Treasury and Treasurer's Trust Accounts. Month end balances of these accounts are shown on pages 4 and 5.



TREASURY & TREASURER'S TRUST AND TREASURY AND TREASURER'S TRUST CHART



GENERAL FUND AND LOCAL GOVERNMENT INVESTMENT POOL CHARTS



RECEIPTS AND DISBURSEMENTS FOR TREASURY FUNDS

	December 1, 2016		December 2016		December 31, 2016		
	Beginning Book Balance		Plus Receipts	Less Disbursements	Ending Book Balance	Outstanding Warrants	Ending Cash Balance
GENERAL FUND							
001 General	\$ 1,381,116,952.57	\$	3,173,453,209.43	\$ 3,641,243,448.22	\$ 913,326,713.78	\$ 31,598,017.60	\$ 944,924,731.38
018 Millersylvania Park Current	5,210.50				5,210.50		5,210.50
01E Geothermal	159.89				159.89		159.89
01N Institutional Impact	19,144.72				19,144.72		19,144.72
02P Flood Control Assistance	2,296,537.99			36,073.59	2,260,464.40	206.45	2,260,670.85
031 State Investment Board Expense	3,096,606.95		1,814,318.89	1,539,425.32	3,371,500.52	3,541.95	3,375,042.47
032 State Emergency Water Projects Revolving	221,616.92				221,616.92		221,616.92
03A Excess Earnings							
03L County Criminal Justice Assistance	2,019,193.42		28,408.67	175,925.67	1,871,676.42	475.25	1,872,151.67
03M Municipal Criminal Justice Assistance	290,829.00		123.47	59,991.84	230,960.63	190.10	231,150.73
04L Public Health Services	6.18				6.18		6.18
051 State and Local Improvements Revolving	26,744.33				26,744.33		26,744.33
055 State & Local Improve Revolving (Waste Disp Facilities, 1980)	2,639.01				2,639.01		2,639.01
05C Criminal Justice Treatment	7,417,441.02		2,304.48	519,398.03	6,900,347.47		6,900,347.47
05M Tourism Development and Promotion							
070 Outdoor Recreation	1,439,542.30			1,462,041.84	(22,499.54)	29,600.00	7,100.46
072 State & Local Improve Revolving (Water Supply Facilities)	745,838.56		19,105.45	19,949.09	744,994.92		744,994.92
09C Farm and Forest	(1,014,356.15)			7,610.38	(1,021,966.53)		(1,021,966.53)
09G Riparian Protection	(3,121,941.01)			1,220,046.80	(4,341,987.81)	441,676.76	(3,900,311.05)
09R Economic Development Strategic Reserve	3,477,167.36			218,595.79	3,258,571.57	3,500.00	3,262,071.57
10K Veterans Innovation Program	103,740.40				103,740.40		103,740.40
10P Columbia River Basin Water Supply Development	11,614,446.72		4,534.81	523,061.43	11,095,920.10	20,250.79	11,116,170.89
10R Energy Freedom	1,204.57		0.46		1,205.03		1,205.03
10T Hood Canal Aquatic Rehabilitation Bond							
11F Reinvesting in Youth	5.98				5.98		5.98
11N Heritage Barn Preservation							
11W Water Quality Capital	34,227.10				34,227.10		34,227.10
125 Site Closure	28,278,318.64		15,468.01	3,879.50	28,289,907.15	424.00	28,290,331.15
12B Green Energy Incentive							
12J Boating Activities	10,000.00				10,000.00		10,000.00
12K Puget Sound Scientific Research							
12R Independent Youth Housing							
12W Veterans Conservation Corps							
14B Budget Stabilization	592,464,941.74		229,741.65	(8,112.82)	592,702,796.21	1,189.84	592,703,986.05
14C Puget Sound Recovery							
14H Community Preservation & Development Auth	8,750.00				8,750.00		8,750.00
14L Streamlined Sales & Use Tax Mitigation	20,379,572.81		(23,788.61)	5,573,020.15	14,782,764.05		14,782,764.05
15C WA Community Tech Opportunity							
15F Local Public Safety Enhancement							
15J Building Communities							

RECEIPTS AND DISBURSEMENTS FOR TREASURY FUNDS

	December 1, 2016		December 2016		December 31, 2016		
	Beginning Book Balance		Plus Receipts	Less Disbursements	Ending Book Balance	Outstanding Warrants	Ending Cash Balance
GENERAL FUND (Continued)							
15K Columbia River Water Delivery	\$ 16,173.66		\$	\$	\$ 16,173.66	\$	\$ 16,173.66
15R Evergreen Job Training
16V Water Rights Processing	67,265.99		(26.41)	3,355.17	63,884.41	63,884.41
177 Judicial Retirement Administrative
17C Opportunity Express Account	62,171.42		62,171.42	62,171.42
17E State Efficiency and Restructuring
17F Washington Opportunity Pathways	39,734,973.88		12,425,575.85	6,174,811.44	45,985,738.29	584.70	45,986,322.99
17K Basic Health Plan Stabilization
18H Opportunity Expansion	326.64		326.64	326.64
18T Child and Family Reinvestment	7,218,960.64		7,218,960.64	7,218,960.64
19K Yakima Integrated Plan Implementation
19L Charter Schools Oversight	154,160.06		39,149.52	193,309.58	193,309.58
19N Diesel Idle Reduction
20C Yakima Integrated Plan Implementation Taxable Bond
20F Invest in Washington
20L Early Start
20S Behavioral Health Innovation	5,992,425.00		27,450.00	52,500.00	5,967,375.00	5,967,375.00
21B Chehalis Basin
21D Dairy Nutrient Infrastructure
244 Habitat Conservation	4,499,718.89		7,204,896.71	(2,705,177.82)	(2,705,177.82)
253 Education Construction	4,097,806.37		1,588.97	159,571.00	3,939,824.34	3,939,824.34
285 Growth Management Planning and Environmental Review
291 Education Savings
355 State Taxable Building Construction	46,694,251.71		7,188,974.36	39,505,277.35	39,505,277.35
359 School Constr & Skill Ctrs Bldg	79,744.53		79,744.53	79,744.53
488 Special Personnel Litigation Revolving	43,000.00		43,000.00	43,000.00
489 Pension Funding Stabilization
548 LEOFF System Plan 2 Expense	64,231.19		109,089.50	111,971.69	61,349.00	804.11	62,153.11
563 Columbia River Crossing Project
828 Tobacco Prevention and Control	1,643,056.05		639.19	12,771.87	1,630,923.37	1,630,923.37
830 Agricultural College Trust Management	1,608,831.05		218.81	160,076.31	1,448,973.55	1,560.04	1,450,533.59
TOTAL GENERAL FUND	\$ 2,162,911,638.60		\$ 3,188,147,112.14	\$ 3,673,663,283.38	\$ 1,677,395,467.36	\$ 32,102,021.59	\$ 1,709,497,488.95
SPECIAL REVENUE FUNDS							
002 Hospital Data Collection	\$ 84,671.74		\$ 6,680.57	\$ 7,645.57	\$ 83,706.74	\$	\$ 83,706.74
003 Architects' License	851,830.09		33,675.00	37,983.39	847,521.70	1,391.43	848,913.13
007 Winter Recreational Program	1,407,439.08		115,553.00	33,246.37	1,489,745.71	157.50	1,489,903.21
014 Forest Development	7,801,148.61		1,437.85	(630,650.04)	8,433,236.50	43,344.68	8,476,581.18
01B ORV & Non-Highway Vehicle Account	1,894,180.61		265,504.51	359,961.93	1,799,723.19	10,260.52	1,809,983.71
01M Snowmobile	3,576,402.16		608,856.87	65,967.88	4,119,291.15	555.09	4,119,846.24

RECEIPTS AND DISBURSEMENTS FOR TREASURY FUNDS

		December 1, 2016	December 2016		December 31, 2016		
		Beginning Book Balance	Plus Receipts	Less Disbursements	Ending Book Balance	Outstanding Warrants	Ending Cash Balance
SPECIAL REVENUE FUNDS (Continued)							
024	Professional Engineers'	\$ 2,168,223.25	\$ 164,117.00	\$ 145,850.50	\$ 2,186,489.75	\$ 1,553.78	\$ 2,188,043.53
026	Real Estate Commission	4,119,691.71	364,001.30	412,347.79	4,071,345.22	7,677.75	4,079,022.97
027	Reclamation	3,719,437.26	93,850.09	158,983.46	3,654,303.89	41,341.19	3,695,645.08
02A	Surveys and Maps	1,107,270.97	47,347.93	53,197.68	1,101,421.22	1,015.95	1,102,437.17
02G	Health Professions	16,967,859.21	3,925,678.59	3,913,855.67	16,979,682.13	66,779.03	17,046,461.16
02H	Business Enterprises Revolving	936,007.60	(82,733.23)	78,422.46	774,851.91	3,851.68	778,703.59
02J	Certified Public Accountants'	2,203,866.18	56,035.08	107,289.66	2,152,611.60	440.00	2,153,051.60
02K	Death Investigations	1,499,130.75	121,549.35	262,971.56	1,357,708.54	3,224.83	1,360,933.37
02M	Essential Rail Assistance	431,409.84	4,333.89	(62,369.16)	498,112.89	498,112.89
02N	Parkland Acquisition	33,411.84	4.91	(1.05)	33,417.80	33,417.80
02R	Aquatic Lands Enhancement	8,740,554.68	553.44	843,899.49	7,897,208.63	30,015.31	7,927,223.94
02W	Timber Tax Distribution	1,413,201.72	183,184.51	230,095.68	1,366,290.55	14,117.31	1,380,407.86
030	Landowner Contingency Forest Fire Suppression	3,520,055.75	1.96	(22,531.81)	3,542,589.52	12,000.00	3,554,589.52
039	Aeronautics	1,471,217.31	544,240.13	659,580.18	1,355,877.26	60,540.60	1,416,417.86
03B	Asbestos	846,882.98	21,572.50	56,853.77	811,601.71	811,601.71
03C	Emergency Medical Services and Trauma Care System Trust	9,981,713.66	874,942.62	35,155.02	10,821,501.26	2,975.00	10,824,476.26
03F	Enhanced 911	9,618,351.53	2,099,888.98	3,428,764.31	8,289,476.20	29,213.47	8,318,689.67
03N	Business License	8,735,411.91	5,424,940.50	9,103,973.03	5,056,379.38	114,631.99	5,171,011.37
03P	Fire Service Trust	388,984.54	4,375.00	393,359.54	393,359.54
03R	Safe Drinking Water	2,953,277.96	14,871.00	267,882.36	2,700,266.60	315.00	2,700,581.60
041	Resource Management Cost	19,409,719.12	9,762.01	498,524.57	18,920,956.56	39,806.00	18,960,762.56
042	Charitable, Educational, Penal, and Reformatory Institutions	6,083,609.16	2,450.45	(409,391.59)	6,495,451.20	8,666.50	6,504,117.70
044	Waste Reduction, Recycling, and Litter Control	2,352,610.45	546,008.12	510,278.50	2,388,340.07	14,754.22	2,403,094.29
045	State Vehicle Parking	297,655.15	230,391.06	287,009.18	241,037.03	31.00	241,068.03
048	Marine Fuel Tax Refund	321,034.45	1,851.16	300.79	322,584.82	322,584.82
04E	Uniform Commercial Code	1,829,950.18	76,399.00	78,219.93	1,828,129.25	1,828,129.25
04H	Surface Mining Reclamation	727,412.94	57.79	7,920.22	719,550.51	719,550.51
04M	Recreational Fisheries Enhancement	1,149,221.48	2,811.30	114,644.63	1,037,388.15	1,037,388.15
04R	Drinking Water Assistance	26,384,425.07	803,749.07	6,637,033.31	20,551,140.83	600,738.89	21,151,879.72
04V	Vehicle License Fraud	16,188.29	6,118.74	10,408.09	11,898.94	11,898.94
04W	Waterworks Operator Certification	981,780.78	85,256.60	44,231.78	1,022,805.60	421.00	1,023,226.60
058	Public Works Assistance	30,518,854.70	(1,679,773.99)	2,003,537.51	26,835,543.20	23,866.85	26,859,410.05
05H	Disaster Response	(22,295,902.27)	5,154,270.84	5,089,413.09	(22,231,044.52)	170,440.40	(22,060,604.12)
05R	Drinking Water Assistance Administrative	5,429,282.42	(62,408.65)	18,028.47	5,348,845.30	5,348,845.30
05W	State Drought Preparedness	3,030,159.98	226.33	77,132.00	2,953,254.31	2,953,254.31
06A	Salmon Recovery	23,102.84	23,102.84	23,102.84
06G	Real Estate Appraiser Commission	489,314.02	55,454.77	77,421.20	467,347.59	10,000.00	477,347.59
06K	Lead Paint	81,083.03	3,385.00	3,333.17	81,134.86	81,134.86
06L	Business and Professions	6,418,332.47	813,249.32	630,593.59	6,600,988.20	22,496.37	6,623,484.57
06R	Real Estate Research	1,034,423.36	16,970.00	232.05	1,051,161.31	1,051,161.31

RECEIPTS AND DISBURSEMENTS FOR TREASURY FUNDS

		December 1, 2016		December 2016		December 31, 2016		
		Beginning Book Balance	Plus Receipts	Less Disbursements	Ending Book Balance	Outstanding Warrants	Ending Cash Balance	
SPECIAL REVENUE FUNDS (Continued)								
06T	License Plate Technology	\$ 816,550.14	\$ 109,142.43	\$ (797.83)	\$ 926,490.40	\$ 28.30	\$ 926,518.70	
071	Warm Water Game Fish	240,141.70	2,284.74	128,089.08	114,337.36	245.60	114,582.96	
07C	Vessel Response	1,675.00	4,275.00	5,950.00	5,950.00	
07W	Domestic Violence Prevention	1,571,326.61	90,278.57	137,514.42	1,524,090.76	1,524,090.76	
080	Grade Crossing Protective	385,851.62	149.62	103,577.29	282,423.95	50,000.00	332,423.95	
081	State Patrol Highway	39,271,015.77	16,052,074.34	17,095,406.23	38,227,683.88	88,972.59	38,316,656.47	
082	Motorcycle Safety Education	2,031,472.50	163,027.10	80,130.63	2,114,368.97	449.41	2,114,818.38	
084	Building Code Council	211,970.48	29,300.81	46,976.84	194,294.45	693.06	194,987.51	
086	Fire Service Training	6,017,708.63	266,808.98	407,969.89	5,876,547.72	19,356.80	5,895,904.52	
087	Park Land Trust Revolving	2,313,643.15	74,286.09	81,848.40	2,306,080.84	16,387.82	2,322,468.66	
08A	Education Legacy Trust	124,074,521.05	45,675,982.50	13,018,799.35	156,731,704.20	914,189.16	157,645,893.36	
08G	Flexible Spending Administrative	2,383,949.64	5,023.66	63,558.07	2,325,415.23	2,325,415.23	
08H	Military Department Rental and Lease	1,610,059.44	29,819.08	11,865.37	1,628,013.15	99.44	1,628,112.59	
08K	Problem Gambling	480,056.08	36,161.91	51,897.00	464,320.99	1,440.00	465,760.99	
08M	Small City Pavement and Sidewalk	2,342,468.91	82,843.00	336,388.17	2,088,923.74	2,088,923.74	
08R	Waste Tire Removal	5,713,829.74	409,529.20	100,199.70	6,023,159.24	6,023,159.24	
094	Transportation Infrastructure	7,193,335.12	2,808.95	3,378.54	7,192,765.53	7,192,765.53	
095	Electrical License	11,045,322.54	843,982.14	1,920,085.09	9,969,219.59	12,504.63	9,981,724.22	
096	Highway Infrastructure	1,110,065.97	430.44	1,110,496.41	1,110,496.41	
097	Recreational Vehicle	2,813,580.14	20,962.22	5,898.00	2,828,644.36	174.54	2,828,818.90	
099	Puget Sound Capital Construction	14,417,415.39	4,991,338.00	10,335,820.73	9,072,932.66	1,872,382.24	10,945,314.90	
09E	Freight Mobility Investment	12,303,689.30	4,814.40	2,838,865.78	9,469,637.92	9,469,637.92	
09F	High-Occupancy Toll Lanes Operations	3,741,282.56	356.35	(109,723.75)	3,851,362.66	3,851,362.66	
09H	Transportation Partnership	368,145,203.88	10,706,817.65	64,646,972.40	314,205,049.13	4,561,204.11	318,766,253.24	
09M	Aquatic Invasive Species Enforcement	398,395.42	435.51	7,579.48	391,251.45	391,251.45	
09N	Aquatic Invasive Species Prevention	249,063.68	1,306.51	37,355.77	213,014.42	523.72	213,538.14	
09P	City-County Assistance	3,074,554.87	46,256.21	3,120,650.02	161.06	283.31	444.37	
09T	Washington Main Street Trust Fund	58,694.34	58,694.34	58,694.34	
102	Rural Arterial Trust	15,703,711.98	1,621,548.04	1,039,332.72	16,285,927.30	29.40	16,285,956.70	
104	State Wildlife	28,394,393.22	1,305,593.26	3,926,608.31	25,773,378.17	61,568.04	25,834,946.21	
106	Highway Safety	49,704,262.53	11,497,580.88	10,533,011.48	50,668,831.93	204,822.60	50,873,654.53	
107	Liquor Excise Tax	5,592,984.26	3,292,302.87	14,528.59	8,870,758.54	186.66	8,870,945.20	
108	Motor Vehicle	259,489,337.84	103,524,041.72	121,977,028.99	241,036,350.57	5,244,923.57	246,281,274.14	
109	Puget Sound Ferry Operations	43,657,643.91	16,170,636.69	20,412,624.12	39,415,656.48	325,581.89	39,741,238.37	
10A	Aquatic Algae Control	380,838.26	871.00	4,269.32	377,439.94	377,439.94	
10B	Home Security Fund	14,719,123.92	1,729,385.81	1,122,810.34	15,325,699.39	25,105.96	15,350,805.35	
10G	Water Rights Tracking System	523,387.74	11,172.92	534,560.66	534,560.66	
110	Special Wildlife	4,620,511.53	51,838.36	81,501.99	4,590,847.90	2,727.60	4,593,575.50	
111	Public Service Revolving	13,814,288.26	915,220.10	1,457,648.18	13,271,860.18	101,224.35	13,373,084.53	
113	Common School Construction	97,233,617.29	931,279.77	(3,763,866.46)	101,928,763.52	2,146.42	101,930,909.94	

RECEIPTS AND DISBURSEMENTS FOR TREASURY FUNDS

	December 1, 2016		December 2016		December 31, 2016		
	Beginning Book Balance		Plus Receipts	Less Disbursements	Ending Book Balance	Outstanding Warrants	Ending Cash Balance
SPECIAL REVENUE FUNDS (Continued)							
116 Basic Data	\$ 129,170.00	\$	\$ 44,390.00	\$ 85,620.00	\$ 87,940.00	\$ 85,620.00	\$ 173,560.00
119 Unemployment Compensation Administration	249,193.32		15,539,126.73	15,751,845.21	36,474.84	4,633,595.68	4,670,070.52
11B Regional Mobility Grant Program	42,178,681.39		6,266,613.56	4,604,017.67	43,841,277.28	221,461.40	44,062,738.68
11E Freight Mobility Multimodal	10,615,935.63		4,116.45	10,620,052.08	10,620,052.08
11H Forest and Fish Support	6,526,838.96		347,357.13	161,500.51	6,712,695.58	150.12	6,712,845.70
11K Washington Auto Theft Prevention Authority	(610,253.42)		483,049.47	721,266.39	(848,470.34)	715.26	(847,755.08)
120 Administrative Contingency	15,908,883.23		466,736.22	2,098,772.94	14,276,846.51	34,854.32	14,311,700.83
12C Affordable Housing For All	3,993,599.49		415,570.21	1,002,382.25	3,406,787.45	214.07	3,407,001.52
12M Charitable Organization Education	1,264,662.16		77,600.00	1,342,262.16	30.00	1,342,292.16
12T Traumatic Brain Injury	1,660,566.23		83,574.17	88,509.51	1,655,630.89	1,655,630.89
134 Employment Services Administrative	25,213,744.19		2,017,243.19	23,196,501.00	1,232.53	23,197,733.53
138 Insurance Commissioner's Regulatory	23,379,164.07		31,520.56	3,051,155.11	20,359,529.52	9,147.51	20,368,677.03
144 Transportation Improvement	51,195,648.75		7,774,470.79	11,347,188.65	47,622,930.89	642,095.72	48,265,026.61
146 Firearms Range	1,328,915.98		39,975.00	40,580.88	1,328,310.10	13,657.48	1,341,967.58
14A Wildlife Rehabilitation	628,665.91		12,837.93	11,444.49	630,059.35	630,059.35
14G Ballast Water Management	23,000.00		500.00	23,500.00	23,500.00
14M Financial Fraud & ID Theft	1,017,582.74		68,430.00	21,695.49	1,064,317.25	1,064,317.25
14R Military Active State Service
14V Ignition Interlock Device	3,292,530.47		200,816.80	239,797.55	3,253,549.72	11,662.00	3,265,211.72
150 Low-Income Weatherization/ Structural Rehabilitation Assistance	2,387,661.31		926.09	1,733.52	2,386,853.88	2,386,853.88
153 Rural Mobility Grant Program	3,657,891.58		2,501,578.38	1,255,040.56	4,904,429.40	261,338.00	5,165,767.40
154 New Motor Vehicle Arbitration	2,306,979.29		60,576.50	43,918.47	2,323,637.32	230.00	2,323,867.32
158 Aquatic Land Dredged Material Disposal Site	417,660.73		417,660.73	417,660.73
159 Parks Improvement	1,075,135.94		5,598.69	14,576.07	1,066,158.56	1,066,158.56
15H Cleanup Settlement	53,811,670.00		21,022.87	559,626.41	53,273,066.46	424.86	53,273,491.32
15M Biotoxin	313,617.19		5,578.00	84,482.01	234,713.18	527.44	235,240.62
15P Energy Recovery Act	7,497,508.89		33,157.21	7,530,666.10	7,530,666.10
160 Wood Stove Education and Enforcement	605,651.13		26,580.00	15,194.48	617,036.65	617,036.65
162 Farm Labor Contractor	60,323.23		6,253.40	66,576.63	66,576.63
167 Natural Resources Conservation Areas Stewardship	293,175.60		0.98	(114.44)	293,291.02	293,291.02
16A Judicial Stabilization Trust	437,646.63		418,943.25	2,640.00	853,949.88	443.00	854,392.88
16J SR 520 Corridor	164,213,027.82		(3,193,527.34)	5,899,161.40	155,120,339.08	22,548.89	155,142,887.97
16M Appraisal Management Company	436,168.00		8,400.00	5,032.37	439,535.63	439,535.63
16P Marine Resources Stewardship Trust	519,515.28		204.00	83,208.56	436,510.72	7,466.00	443,976.72
16W Hospital Safety Net Assessment	58,999,332.43		53,627,029.21	17,482,056.07	95,144,305.57	95,144,305.57
172 Basic Health Plan Trust	1,081,232.58		1,081,232.58	1,081,232.58
173 State Toxics Control	49,403,993.28		5,105,988.88	8,678,813.38	45,831,168.78	218,009.69	46,049,178.47
174 Local Toxics Control	32,348,759.81		3,784,046.22	2,619,052.95	33,513,753.08	4,975.98	33,518,729.06
176 Water Quality Permit	14,562,790.84		67,480.93	1,823,330.27	12,806,941.50	23,003.77	12,829,945.27
17B Home Visiting Services	4,986,347.58		799,215.81	253,951.08	5,531,612.31	1,514.97	5,533,127.28

RECEIPTS AND DISBURSEMENTS FOR TREASURY FUNDS

	December 1, 2016			December 2016		December 31, 2016	
	Beginning Book Balance	Plus Receipts	Less Disbursements	Ending Book Balance	Outstanding Warrants	Ending Cash Balance	
SPECIAL REVENUE FUNDS (Continued)							
17N Complete Streets Grant Program	\$	\$	\$	\$	\$	\$	
17P SR520 Civil Penalties	7,180,809.57	2,963.17	149,081.91	7,034,690.83	868.00	7,035,558.83	
17T Health Benefit Exchange	3,427,656.15	2,550,705.00	(43,241.72)	6,021,602.87	6,021,602.87	
17W Limousine Carriers	39,881.42	1,741.99	41,623.41	41,623.41	
182 Underground Storage Tank	964,468.19	101,230.00	144,818.90	920,879.29	1,094.09	921,973.38	
186 County Arterial Preservation	940,447.08	1,246,417.56	1,252,665.92	934,198.72	458.57	934,657.29	
18J Capital Vessel Replacement	6,556,194.01	889,755.78	(15,269.84)	7,461,219.63	407.09	7,461,626.72	
18L Hydraulic Project Approval	184,845.42	21,450.00	29,864.85	176,430.57	3,000.00	179,430.57	
199 Biosolids Permit	1,676,363.21	995.42	54,175.99	1,623,182.64	259.75	1,623,442.39	
19A Medicaid Fraud Penalty	24,011,633.97	40,618.09	341,973.47	23,710,278.59	7,398.07	23,717,676.66	
19C Forest Practice Application	695,473.17	23.51	26,976.74	668,519.94	668,519.94	
19G Environmental Legacy Stewardship	46,625,874.59	6,605,886.56	40,019,988.03	9,420.87	40,029,408.90	
19T DOL Technology Improvement and Data Management	661,982.04	21,221.02	683,203.06	683,203.06	
200 Regional Fisheries Enhancement Salmonid Recovery	(60,487.74)	12,078.67	96,549.66	(144,958.73)	(144,958.73)	
201 Department of Licensing Services	1,263,913.86	218,672.44	45,834.46	1,436,751.84	55.88	1,436,807.72	
202 Medical Test Site Licensure	(711,415.11)	3,516.69	49,437.97	(757,336.39)	1,350.00	(755,986.39)	
203 Passenger Ferry	27.39	27.39	27.39	
204 Volunteer Fire Fighters' and Reserve Officers' Administrative	1,343,906.03	569.07	28,896.26	1,315,578.84	231.00	1,315,809.84	
207 Hazardous Waste Assistance	1,863,243.87	207,786,104.53	246,498.44	209,402,849.96	162.74	209,403,012.70	
20B Brownfield Redevelopment Trust Fund	
20H Connecting Washington	290,481,004.44	32,755,514.53	12,897,952.47	310,338,566.50	555,712.23	310,894,278.73	
20J Electric Vehicle Charging Infrastructure	1,003,458.35	389.10	1,003,847.45	1,003,847.45	
20M Puget Sound Taxpayer Accountability	
20N Transportation Future Funding Program	
20R Radioactive Mixed Waste	2,278,424.60	586.88	598,094.53	1,680,916.95	3,069.96	1,683,986.91	
20T PLIA Underground Storage Tank Revolving	2,386,848.38	930.40	42,585.49	2,345,193.29	2,345,193.29	
20V Economic Gardening Pilot Project	
215 Special Category C	3,763,436.53	26,726.00	3,790,162.53	3,790,162.53	
216 Air Pollution Control	1,711,721.98	50,404.03	84,432.50	1,677,693.51	288.94	1,677,982.45	
217 Oil Spill Prevention	4,393,648.73	362,673.23	391,588.41	4,364,733.55	2,545.54	4,367,279.09	
218 Multimodal Transportation	107,011,434.43	25,925,894.70	26,886,403.53	106,050,925.60	24,110.24	106,075,035.84	
222 Freshwater Aquatic Weeds	793,083.90	11,319.00	32,663.08	771,739.82	9,036.44	780,776.26	
223 State Oil Spill Response	7,916,994.64	96,960.65	7,389.78	8,006,565.51	29.00	8,006,594.51	
234 Public Works Administration	12,950,750.11	387,266.40	325,886.32	13,012,130.19	1,062.22	13,013,192.41	
235 Youth Tobacco & Vapor Product Prevention	1,469,542.58	111,669.87	69,020.17	1,512,192.28	2,905.00	1,515,097.28	
237 Recreation Access Pass	840,151.83	(140,000.61)	65.00	700,086.22	150.00	700,236.22	
260 University of Washington Operating Fees	2.95	2.95	2.95	
262 Manufactured Home Installation Training	439,642.56	14,530.74	19,736.84	434,436.46	434,436.46	
263 Community and Economic Development Fee	2,167,161.54	123,170.00	77,942.03	2,212,389.51	31,527.31	2,243,916.82	
267 Recreation Resources	11,274,215.06	1,601,137.97	509,201.71	12,366,151.32	12,366,151.32	

RECEIPTS AND DISBURSEMENTS FOR TREASURY FUNDS

		December 1, 2016	December 2016		December 31, 2016		
		Beginning Book Balance	Plus Receipts	Less Disbursements	Ending Book Balance	Outstanding Warrants	Ending Cash Balance
SPECIAL REVENUE FUNDS (Continued)							
268	Nonhighway and Off-Road Vehicle Activities (NOVA) Program	\$ 6,890,313.99	\$ 432,271.07	\$ 474,425.74	\$ 6,848,159.32	\$ 66,475.24	\$ 6,914,634.56
269	Parks Renewal and Stewardship	29,754,851.84	3,382,722.58	5,108,251.82	28,029,322.60	49,928.83	28,079,251.43
271	Washington State University Operating Fees
275	Central Washington University Operating Fees
277	State Agency Parking	236,608.56	10,960.00	378.24	247,190.32	105.00	247,295.32
296	Columbia River Basin Water Supply Rev Recovery	2,874,423.07	141,555.68	16.54	3,015,962.21	3,015,962.21
315	Dedicated Marijuana Fund	104,528,579.52	25,348,356.26	1,935,997.89	127,940,937.89	80,580.94	128,021,518.83
319	Public Health Supplemental	1,871,369.52	314,561.66	84,637.32	2,101,293.86	129.98	2,101,423.84
404	State Treasurer's Service	9,970,348.58	(3,328,293.90)	656,280.09	5,985,774.59	1,759.31	5,987,533.90
408	Coastal Protection	897,509.70	88,230.55	67,237.38	918,502.87	918,502.87
441	Local Government Archives	1,232,284.07	314,390.55	190,400.59	1,356,274.03	254.31	1,356,528.34
500	Perpetual Surveillance and Maintenance	45,695,719.51	17,718.15	45,713,437.66	45,713,437.66
507	Oyster Reserve Land	486,632.70	3,974.95	8,547.83	482,059.82	62.78	482,122.60
511	Tacoma Narrows Toll Bridge	22,572,745.59	1,366,918.54	(3,661,077.72)	27,600,741.85	20.00	27,600,761.85
513	Derelict Vessel Removal	958,334.97	2,858.94	16,079.87	945,114.04	24.00	945,138.04
532	Washington Housing Trust	8,925,648.34	1,306,881.45	551,226.70	9,681,303.09	60,919.66	9,742,222.75
535	Alaskan Way Viaduct Replacement Project	350.00	350.00
549	Election	3,752,124.79	1,469.09	15,622.21	3,737,971.67	1,664.29	3,739,635.96
550	Transportation 2003	(2,275,297.54)	5,757,246.66	10,547,831.06	(7,065,881.94)	50,731.89	(7,015,150.05)
562	Skilled Nursing Facility Safety Net Trust	5,687,439.72	1,257.66	425,602.72	5,263,094.66	8,371.00	5,271,465.66
564	Water Pollution Control Revolving Administration	2,769,275.04	407,670.54	25,291.05	3,151,654.53	3,151,654.53
565	Yakima Integrated Plan Implementation Revenue Recovery	3.58	3.58	3.58
566	Community Forest Trust	51,489.61	19.97	51,509.58	51,509.58
571	Multiuse Roadway Safety	129,342.21	3,957.35	133,299.56	133,299.56
595	I-405 Express Toll Lanes Operations	19,138,379.27	289.77	(1,071,446.97)	20,210,116.01	20,210,116.01
600	Department of Retirement Systems Expense	7,795,402.23	3,136,318.05	3,459,355.32	7,472,364.96	6,110.56	7,478,475.52
689	Rural Washington Loan	9,161,949.93	3,555.31	164,425.51	9,001,079.73	9,001,079.73
727	Water Pollution Control Revolving	174,213,848.32	10,167,395.29	3,840,379.86	180,540,863.75	497.59	180,541,361.34
733	Capitol Campus Reserve
777	Prostitution Prevention and Intervention	81,223.73	1,491.09	1,428.47	81,286.35	81,286.35
785	State Educational Trust Fund	5,961,954.79	81,082.57	719.50	6,042,317.86	854.18	6,043,172.04
818	Youth Athletic Facility	187,010.34	72.52	187,082.86	187,082.86
825	Tobacco Settlement
844	Money-Purchase Retirement Savings Administrative
874	OASI Revolving	178,976.81	(725.24)	11,978.39	166,273.18	2.37	166,275.55
887	Public Facilities Construction Loan Revolving	21,151,657.32	19,386.44	127,876.04	21,043,167.72	21,043,167.72
888	Deferred Compensation Administrative	942,807.64	1,176,501.39	243,528.65	1,875,780.38	125.11	1,875,905.49
893	Radiation Perpetual Maintenance	338,788.80	131.37	338,920.17	338,920.17
TOTAL SPECIAL REVENUE FUNDS		\$ 2,949,725,889.49	\$ 661,185,859.34	\$ 460,750,226.97	\$ 3,150,161,521.86	\$ 22,022,553.23	\$ 3,172,184,075.09

RECEIPTS AND DISBURSEMENTS FOR TREASURY FUNDS

		December 1, 2016	December 2016		December 31, 2016		
		Beginning Book Balance	Plus Receipts	Less Disbursements	Ending Book Balance	Outstanding Warrants	Ending Cash Balance
DEBT SERVICE FUNDS							
303	Highway Bond Retirement	\$ 181,222,996.21	\$ 35,110,828.58	\$ 29,575,000.00	\$ 186,758,824.79	\$	\$ 186,758,824.79
304	Ferry Bond Retirement	7,435,526.84	1,352,377.30	8,787,904.14	8,787,904.14
305	Transportation Improvement Board Bond Retirement	5,592,202.95	678,281.88	6,270,484.83	6,270,484.83
347	Washington State University Bond Retirement	8,806,410.81	2,029,294.15	(157,622.32)	10,993,327.28	10,993,327.28
348	University of Washington Bond Retirement	10,133,358.03	254,224.26	727,655.37	9,659,926.92	9,659,926.92
380	Debt-Limit General Fund Bond Retirement	6,657.26	6,657.26	6,657.26
381	Debt-Limit Reimbursable Bond Retirement	5.22	5.22	5.22
382	Nondebt-Limit General Fund Bond Retirement
383	Nondebt-Limit Reimbursable Bond Retirement	354.91	85,600.00	85,600.00	354.91	354.91
384	Nondebt-Limit Proprietary Appropriated Bond Retirement
385	Nondebt-Limit Proprietary Nonappropriated Bond Retirement
386	Nondebt-Limit Revenue Bond Retirement
389	Toll Facility Bond Retirement	18,654,352.10	3,204,186.35	13,892,207.08	7,966,331.37	7,966,331.37
TOTAL DEBT SERVICE FUNDS		\$ 231,851,864.33	\$ 42,714,792.52	\$ 44,122,840.13	\$ 230,443,816.72	\$	\$ 230,443,816.72
CAPITAL PROJECTS FUNDS							
01L	Higher Education Construction	\$	\$	\$	\$	\$	\$
036	Capitol Building Construction	(12,122.41)	(135.35)	(865,850.65)	853,592.89	853,592.89
056	State Higher Education Construction	2,333.32	0.91	2,334.23	2,334.23
057	State Building Construction	126,519,665.08	725,455.08	93,892,328.28	33,352,791.88	1,460,905.61	34,813,697.49
060	Community and Technical College Capital Projects	19,994,684.64	841,460.74	3,511,066.72	17,325,078.66	17,325,078.66
061	Eastern Washington University Capital Projects	3,897,001.11	317,269.86	820,886.87	3,393,384.10	3,393,384.10
062	Washington State University Building	1,912,633.01	983.31	1,218,516.67	695,099.65	695,099.65
063	Central Washington University Capital Projects	2,009,400.08	1,129,185.86	1,731,263.84	1,407,322.10	1,407,322.10
064	University of Washington Building	14,050,346.10	104,448.94	4,033,172.67	10,121,622.37	10,121,622.37
065	Western Washington University Capital Projects	4,498,589.67	285,138.85	558,618.35	4,225,110.17	4,225,110.17
066	The Evergreen State College Capital Projects	2,181,354.83	284,390.55	(6,161.23)	2,471,906.61	2,471,906.61
075	State Social and Health Services Construction	5,371.39	5,371.39	5,371.39
18B	Columbia River Basin Tax Bond Water Supply Development	3,318,079.10	1,286.62	3,319,365.72	3,319,365.72
245	Public Safety Reimbursable Bond	4.12	4.12	4.12
246	Community and Technical College Forest Reserve	1,757,645.11	1,757,645.11	1,757,645.11
289	Thurston County Capital Facilities	5,745,552.35	419,419.60	598,261.97	5,566,709.98	5,566,709.98
357	Gardner-Evans Higher Education Construction	47,329.27	47,329.27	47,329.27
364	Military Department Capital	1,882,237.25	30,310.76	1,851,926.49	1,851,926.49
TOTAL CAPITAL PROJECTS FUNDS		\$ 187,810,104.02	\$ 4,108,904.97	\$ 105,522,414.25	\$ 86,396,594.74	\$ 1,460,905.61	\$ 87,857,500.35
PERMANENT FUNDS							
04B	Natural Resources Real Property Replacement	\$ 4,598,889.37	\$ 1,783.27	\$	\$ 4,600,672.64	\$	\$ 4,600,672.64
601	Agricultural Permanent	712,049.53	0.03	388,201.45	323,848.11	323,848.11
603	Millersylvania Park Trust	5,435.04	2.10	5,437.14	5,437.14

RECEIPTS AND DISBURSEMENTS FOR TREASURY FUNDS

		December 1, 2016		December 2016		December 31, 2016	
		Beginning Book Balance	Plus Receipts	Less Disbursements	Ending Book Balance	Outstanding Warrants	Ending Cash Balance
PERMANENT FUNDS (Continued)							
604	Normal School Permanent	\$ 685,839.35	\$ (0.04)	\$ 511,572.61	\$ 174,266.70	\$	\$ 174,266.70
605	Permanent Common School	54,397.27	(0.01)	407.79	53,989.47	53,989.47
606	Scientific Permanent	342,381.87	(0.01)	93,229.30	249,152.56	249,152.56
607	State University Permanent	150,128.19	(0.04)	56,415.92	93,712.23	93,712.23
851	Developmental Disabilities Community Trust	383,003.72	148.51	383,152.23	383,152.23
TOTAL PERMANENT FUNDS		\$ 6,932,124.34	\$ 1,933.81	\$ 1,049,827.07	\$ 5,884,231.08	\$	\$ 5,884,231.08
ENTERPRISE FUNDS							
401	Correctional Industries	\$ 9,736,016.53	\$ 7,880,383.87	\$ 8,028,761.45	\$ 9,587,638.95	\$ 116,800.42	\$ 9,704,439.37
407	Secretary of State's Revolving	9,779,851.58	740,957.54	541,914.87	9,978,894.25	50.00	9,978,944.25
578	Lottery Administrative	448,488.42	1,217,540.66	1,329,033.39	336,995.69	12,398.44	349,394.13
608	Accident	1,978,127.39	67,677,866.29	66,792,615.44	2,863,378.24	13,057,463.18	15,920,841.42
609	Medical Aid	1,799,195.26	71,972,098.42	69,921,183.13	3,850,110.55	3,704,565.53	7,554,676.08
610	Accident Reserve	1,068,384.24	71,610,440.80	71,063,551.71	1,615,273.33	753,162.70	2,368,436.03
881	Supplemental Pension	2,899,945.42	50,551,861.68	52,325,510.84	1,126,296.26	1,481,475.77	2,607,772.03
883	Second Injury	3,344,943.40	2,477,896.15	194,551.44	5,628,288.11	2,281.08	5,630,569.19
TOTAL ENTERPRISE FUNDS		\$ 31,054,952.24	\$ 274,129,045.41	\$ 270,197,122.27	\$ 34,986,875.38	\$ 19,128,197.12	\$ 54,115,072.50
INTERNAL SERVICE FUNDS							
006	Public Records Efficiency, Preservation & Access	\$ 1,861,187.18	\$ 22,525.64	\$ 281,522.65	\$ 1,602,190.17	\$	\$ 1,602,190.17
405	Legal Services Revolving	19,750,029.11	11,133,164.09	10,968,578.20	19,914,615.00	168,157.40	20,082,772.40
410	Transportation Equipment	14,751,459.05	819,591.06	895,753.79	14,675,296.32	8,965.91	14,684,262.23
415	Personnel Service	3,468,431.33	20,700.69	529,250.28	2,959,881.74	469.00	2,960,350.74
418	State Health Care Authority Administrative	3,383,117.95	1,428,262.70	1,860,135.52	2,951,245.13	11,427.08	2,962,672.21
455	Higher Education Personnel Service	664,281.27	26.85	98,352.28	565,955.84	150.75	566,106.59
468	OFM Central Service	1,067,000.00	1,067,000.00	1,067,000.00
483	Auditing Services Revolving	1,364,951.06	183,764.34	781,607.00	767,108.40	1,217.17	768,325.57
484	Administrative Hearings Revolving	28,818.09	1,422,707.95	1,458,657.79	(7,131.75)	12,966.67	5,834.92
TOTAL INTERNAL SERVICE FUNDS		\$ 46,339,275.04	\$ 15,030,743.32	\$ 16,873,857.51	\$ 44,496,160.85	\$ 203,353.98	\$ 44,699,514.83
PENSION TRUST FUNDS							
614	Volunteer Firefighters' Relief and Pension Principal	\$ 17,063,315.92	\$ 123,662.81	\$ 1,251,707.21	\$ 15,935,271.52	\$ 300,936.11	\$ 16,236,207.63
615	State Patrol - Plan 1	943,258.19	5,441,007.61	5,430,391.67	953,874.13	8,213.86	962,087.99
616	Judges' Retirement	663,249.32	267.67	32,880.99	630,636.00	630,636.00
630	State Patrol - Plan 2	335,688.99	546,820.32	506,848.21	375,661.10	375,661.10
631	Public Employees' Retirement System Plan 1	10,082,183.16	152,531,280.25	151,100,590.65	11,512,872.76	321,462.37	11,834,335.13
632	Teachers' Retirement System Plan 1	7,819,838.63	107,350,892.37	106,476,261.96	8,694,469.04	149,644.53	8,844,113.57
633	School Employees' Retirement System Combined Plan 2 & 3	4,014,471.97	48,149,071.42	47,026,464.70	5,137,078.69	57,725.42	5,194,804.11
635	Public Safety Employees Retirement System Plan 2	304,377.25	5,468,895.00	5,498,618.31	274,653.94	274,653.94
641	Public Employees' Retirement System Combined Plan 2 & 3	9,371,360.31	228,304,913.06	226,178,923.71	11,497,349.66	248,306.54	11,745,656.20
642	Teachers' Retirement System Combined Plan 2 and 3	9,195,704.91	145,109,939.00	142,314,125.56	11,991,518.35	85,459.39	12,076,977.74

RECEIPTS AND DISBURSEMENTS FOR TREASURY FUNDS

	December 1, 2016		December 2016		December 31, 2016		
	Beginning Book Balance		Plus Receipts	Less Disbursements	Ending Book Balance	Outstanding Warrants	Ending Cash Balance
PENSION TRUST FUNDS (Continued)							
722	Deferred Compensation Principal	\$ 2,496,007.82	\$ 42,366,012.73	\$ 43,387,802.32	\$ 1,474,218.23	\$ 88.00	\$ 1,474,306.23
729	Judicial Retirement Principal	9,262.98	37,865.85	37,861.72	9,267.11	9,267.11
819	LEOFFS Plan 1 Retirement	2,939,682.15	30,058,012.59	29,455,840.45	3,541,854.29	64,865.43	3,606,719.72
829	LEOFFS Plan 2 Retirement	3,024,051.08	45,794,282.47	45,030,682.76	3,787,650.79	(310.56)	3,787,340.23
882	Washington Judicial Retirement System	7,874,912.91	3,276.04	729,735.57	7,148,453.38	7,148,453.38
	TOTAL PENSION TRUST FUNDS	\$ 76,137,365.59	\$ 811,286,199.19	\$ 804,458,735.79	\$ 82,964,828.99	\$ 1,236,391.09	\$ 84,201,220.08
AGENCY FUNDS							
01P	Suspense	\$ 28,862,716.68	\$ 29,693,565.02	\$ 25,291,748.08	\$ 33,264,533.62	\$ 147,343.52	\$ 33,411,877.14
01R	Undistributed Receipts	1,205,773.96	48,837.00	1,254,610.96	1,254,610.96
01T	Local Leasehold Excise Tax	6,810,258.92	89,456.34	6,797,528.52	102,186.74	102,186.74
034	Local Sales and Use Tax
035	State Payroll Revolving	15,173,003.51	437,987,401.73	428,138,461.54	25,021,943.70	1,501,094.14	26,523,037.84
165	Salary Reduction	4,891,049.91	2,404,684.64	2,289,849.40	5,005,885.15	5,005,885.15
768	Local Real Estate Excise Tax	1,059,429.02	1,059,429.02
795	State Investment Board Commingled Monthly Bond
865	State Investment Board Commingled Trust	674,676.75	674,676.75
877	OASI Contribution
	TOTAL AGENCY FUNDS	\$ 56,942,802.98	\$ 471,958,050.50	\$ 464,251,693.31	\$ 64,649,160.17	\$ 1,648,437.66	\$ 66,297,597.83
	TOTAL TREASURY FUNDS	\$ 5,749,706,016.63	\$ 5,468,562,641.20	\$ 5,840,890,000.68	\$ 5,377,378,657.15	\$ 77,801,860.28	\$ 5,455,180,517.43

RECEIPTS AND DISBURSEMENTS FOR TREASURER'S TRUST FUNDS

	December 1, 2016		December 2016		December 31, 2016		
	Beginning Book Balance		Plus Receipts	Less Disbursements	Ending Book Balance	Outstanding Warrants	Ending Cash Balance
GENERAL FUND							
06N Local Tax Administration	\$		\$	\$	\$	\$	\$
07F Commercial Fisheries Buyback
08B Foster Care Endowed Scholarship Trust	15,479.80		6.00	15,485.80	15,485.80
08E Individual Development Account Program	6,320.88		2.83	6,323.71	6,323.71
08N State Financial Aid	6,866,714.06		23,127,338.82	11,847,967.26	18,146,085.62	11,946.30	18,158,031.92
08T Transportation Innovative Partnership
10L Health Insurance Partnership
10V Invasive Species Council
10W Family and Medical Leave Enforcement
11M Poet Laureate	115.55		115.55	115.55
11R Hospital Infection Control Grant
12L Outdoor Education and Recreation Prog	873,208.52		873,208.52	873,208.52
12P Geoduck Aquaculture Research	0.48		0.48	0.48
131 Fair	2,073,698.73		805.89	4,765.83	2,069,738.79	2,069,738.79
132 State Trade Fair
14F Family Leave Insurance	394,611.28		153.01	394,764.29	394,764.29
14N Legislative Oral History	61,620.70		61,620.70	61,620.70
14P Skeletal Human Remains Assistance	251,642.58		7,826.78	243,815.80	243,815.80
15B Food Animal Vet Scholarship
15N Business Assistance
16F Washington State Flag	410.96		410.96	410.96
16K Mortgage Recovery
16R Multiagency Permitting Team	92,810.95		36.09	130.40	92,716.64	92,716.64
17R Aerospace Training Student Loan	2,660,591.20		32,935.49	8,793.63	2,684,733.06	2,684,733.06
18C Native Education Public-Private Partnership
18F High School Completion
18G Opportunity Scholarship Match Transfer	21,000,000.00		21,000,000.00	21,000,000.00
18K 24/7 Sobriety	13,234.94		557.59	13,792.53	13,792.53
18V Science, Technology, Engineering and Math Education Lighthouse
19J Universal Communications Services	8,275,422.00		3,612,980.00	4,662,442.00	848,373.00	5,510,815.00
19V Cancer Research Endowment Match Transfer	4,946,774.02		6,794.97	4,939,979.05	4,939,979.05
290 Savings Incentive	2,799,375.37		4,874.05	2,794,501.32	2,794,501.32
447 Information Technology Investment Revolving	19,315,917.58		(118,666.08)	1,010,465.27	18,186,786.23	18,186,786.23
490 Regional Transportation Investment District
514 Agricultural Conservation Easements
534 Washington Graduate Fellowship Trust	489.80		489.80	489.80
551 Washington Youth and Families	124,634.31		124,634.31	124,634.31
552 Conservation Assistance Revolving	418,729.05		16,980.00	401,749.05	401,749.05
646 Higher Ed Retirement Plan Supplemental Benefit	14,699.74		1,135,302.98	1,149,002.00	1,000.72	1,000.72
653 Washington Distinguished Professorship Trust

RECEIPTS AND DISBURSEMENTS FOR TREASURER'S TRUST FUNDS

		December 1, 2016	December 2016		December 31, 2016		
		Beginning Book Balance	Plus Receipts	Less Disbursements	Ending Book Balance	Outstanding Warrants	Ending Cash Balance
GENERAL FUND (Continued)							
743	College Faculty Awards Trust	\$ 186.14	\$	\$	\$ 186.14	\$	\$ 186.14
747	Health Professional Loan Repayment & Scholarship Program	9,107,447.80	2,918.64	57,270.26	9,053,096.18	8,251.58	9,061,347.76
748	Higher Education Coord. Board for Innovation and Quality
781	Cross-State Trail	473.10	473.10	473.10
793	Health Insurance Pool
817	Stadium and Exhibition Center Construction
835	Four Year Student Child Care in Higher Education	77,528.04	32,939.69	44,588.35	44,588.35
837	Washington's Promise Scholarship	7.99	0.01	8.00	8.00
TOTAL GENERAL FUND		<u>\$ 79,392,145.57</u>	<u>\$ 24,181,391.27</u>	<u>\$ 17,760,790.14</u>	<u>\$ 85,812,746.70</u>	<u>\$ 868,570.88</u>	<u>\$ 86,681,317.58</u>
SPECIAL REVENUE FUNDS							
01F	Crime Victims' Compensation	\$ 6,265,155.25	\$ 65,192.67	\$	\$ 6,330,347.92	\$	\$ 6,330,347.92
025	Pilotage	1,297,201.66	88,890.28	67,914.73	1,318,177.21	8.00	1,318,185.21
03K	Industrial Insurance Premium Refund	4,278,763.34	(7,638.51)	80,160.61	4,190,964.22	428.83	4,191,393.05
04F	Real Estate Education Program	667,810.36	704.51	50,262.48	618,252.39	618,252.39
06H	Oral History, State Library, and Archives	94,155.76	6,593.87	48,836.94	51,912.69	122.20	52,034.89
06J	Securities Prosecution	553,537.25	5,475.00	559,012.25	559,012.25
07A	Mortgage Lending Fraud Prosecution	469,928.16	29,225.50	45,349.00	453,804.66	45,349.00	499,153.66
07B	Organ and Tissue Donation Awareness	76,600.62	28,331.52	104,932.14	104,932.14
07E	Contract Harvesting Revolving	6,583,460.40	4,332.75	1,244,229.98	5,343,563.17	5,343,563.17
07J	"Helping Kids Speak"	5,744.66	2,433.67	4,986.32	3,192.01	3,192.01
07K	Special License Plate Applicant Trust
07L	Legislative International Trade	1,213.44	206.50	1,006.94	1,006.94
07N	Produce Railcar Pool	91,726.62	35.57	91,762.19	91,762.19
07T	Commemorative Works	3,274.29	1.27	3,275.56	3,275.56
07V	Fish and Wildlife Enforcement Reward	623,508.65	15,611.44	43,780.83	595,339.26	595,339.26
08C	Gonzaga University Alumni Association	8,368.37	3,199.00	6,507.67	5,059.70	5,059.70
08F	Lighthouse Environmental Programs	18,323.65	6,433.00	13,573.01	11,183.64	11,183.64
08J	Prescription Drug Consortium	57,036.39	57,036.39	57,036.39
08L	"Ski & Ride Washington"	6,965.23	3,336.67	6,526.34	3,775.56	3,775.56
08P	State Parks Education and Enhancement	496,328.69	8,152.66	32,287.00	472,194.35	472,194.35
08V	Veterans Stewardship	1,280,955.79	40,752.37	32,920.66	1,288,787.50	41.35	1,288,828.85
08W	"Washington's National Park Fund"	29,278.56	13,297.68	25,253.66	17,322.58	17,322.58
098	Eastern Washington Pheasant Enhancement	283,498.98	6,086.40	116,899.80	172,685.58	2.85	172,688.43
09A	We Love Our Pets	14,655.55	4,538.34	7,342.98	11,850.91	11,850.91
09B	Boating Safety Education Certification	709,445.74	4,965.00	9,619.77	704,790.97	210.00	705,000.97
09J	Washington Coastal Crab Pot Buoy Tag	176,229.13	12,518.75	4,262.13	184,485.75	687.50	185,173.25
09K	Life Sciences Discovery	6,472,397.72	2,535.32	735,435.84	5,739,497.20	75.00	5,739,572.20
09L	Nursing Resource Center	100,167.71	40,205.00	695.17	139,677.54	270.00	139,947.54
10F	"Share the Road"	25,530.39	8,262.33	15,050.01	18,742.71	18,742.71

RECEIPTS AND DISBURSEMENTS FOR TREASURER'S TRUST FUNDS

	December 1, 2016		December 2016		December 31, 2016		
	Beginning Book Balance		Plus Receipts	Less Disbursements	Ending Book Balance	Outstanding Warrants	Ending Cash Balance
SPECIAL REVENUE FUNDS (Continued)							
11A Employment Training Finance	\$ 285,158.94	\$	3,600.01	\$	\$ 288,758.95	\$	\$ 288,758.95
11J Electronic Products Recycling	614,106.27		106,116.00	9,895.00	710,327.27	710,327.27
11P Large On-Site Sewage Systems
11V Veteran Estate Management	100,471.68		28,094.14	25,048.02	103,517.80	5,437.50	108,955.30
126 Agricultural Local	14,133,882.13		4,375,552.15	2,185,284.21	16,324,150.07	27,701.60	16,351,851.67
128 Grain Inspection Revolving	7,127,659.87		1,602,217.83	1,267,461.49	7,462,416.21	1,203.33	7,463,619.54
12E Assisted Living Facility Management	516,109.24		(93,945.29)	610,054.53	610,054.53
12F Manufactured/Mobile Home Dispute Resol	2,361,831.06		68,607.75	33,411.24	2,397,027.57	2,397,027.57
12G Rockfish Research	327,088.17		3,367.00	18,254.14	312,201.03	312,201.03
12H Uniformed Service Shared Leave Pool	685,447.88		(218.40)	685,666.28	685,666.28
12N Get Ready For Math & Science Schlarshp	9,424.53		625.09	10,049.62	10,049.62
133 Children's Trust	536,393.21		3,158.25	9,836.90	529,714.56	5.00	529,719.56
14E Washington State Heritage Center	1,376,341.92		528,164.33	518,909.24	1,385,597.01	51,962.35	1,437,559.36
14W Reduced Cigarette Ignition Propensity	481,913.37		18,691.19	5,380.80	495,223.76	495,223.76
15A Transitional Housing Oper & Rent	1,803,804.06		667,612.37	1,136,191.69	1,136,191.69
15T Broadband Mapping
15V Funeral and Cemetery	671,719.60		11,786.90	63,459.18	620,047.32	535.78	620,583.10
15W Guaranteed Asset Protection Waiver	18,250.00		18,250.00	18,250.00
163 Worker and Community Right to Know	2,286,017.40		10,908.01	201,267.46	2,095,657.95	622.25	2,096,280.20
169 Horse Racing Commission Operating	886,111.01		106,365.07	92,869.40	899,606.68	280.92	899,887.60
16B Landscape Architects' License	275,664.38		14,095.00	11,827.75	277,931.63	16.90	277,948.53
16E Spec Forest Products Outreach/Education	9,313.35		86.11	9,399.46	9,399.46
16G Universal Vaccine Purchase	10,276,490.10		5,450,704.36	5,435,784.72	10,291,409.74	10,291,409.74
16H Columbia River Salmon/Steelhead Endorsement	1,396,686.69		2,971.50	266,064.21	1,133,593.98	1,133,593.98
16L Accessible Communities	483,815.55		8,232.71	9,023.85	483,024.41	483,024.41
16N Disabled Veterans Assistance
16T Product Stewardship Programs	357,213.83		6,850.32	350,363.51	350,363.51
17H WA Global Health Technologies Product Development	2.06		2.06	2.06
17L Foreclosure Fairness	1,532,149.57		17,500.00	165,964.66	1,383,684.91	1,383,684.91
17M Individual-Based/Portable Background Check Clearance	266,857.05		16,325.12	21,991.74	261,190.43	656.70	261,847.13
17V Volunteer Firefighters	8,455.99		2,678.66	5,711.99	5,422.66	5,422.66
180 Local Government Administrative Hearings	245,313.26		273.71	245,039.55	245,039.55
189 Clarke-McNary
18A Investing In Innovation	207,845.08		7,212.24	200,632.84	200,632.84
18E Educator Certification Processing	1,926,930.75		92,777.00	143,906.44	1,875,801.31	3,125.90	1,878,927.21
18M Music Matters Awareness	9,830.32		3,705.33	8,374.32	5,161.33	5,161.33
18N Damage Prevention	110,000.00		6,050.00	116,050.00	116,050.00
18R Seattle Sounders FC	9,891.94		5,212.67	15,104.61	15,104.61
190 Forest Fire Protection Assessment	8,028,282.64		56.81	(368,883.80)	8,397,223.25	2,895.60	8,400,118.85
193 State Forest Nursery Revolving	1,759,804.61		164.55	114,138.16	1,645,831.00	2,232.80	1,648,063.80

RECEIPTS AND DISBURSEMENTS FOR TREASURER'S TRUST FUNDS

	December 1, 2016		December 2016		December 31, 2016		
	Beginning Book Balance		Plus Receipts	Less Disbursements	Ending Book Balance	Outstanding Warrants	Ending Cash Balance
SPECIAL REVENUE FUNDS (Continued)							
195 Energy	\$ 0.27	\$	\$	\$	\$ 0.27	\$	\$ 0.27
197 Statute Law Committee Publications	788,655.36		24,187.58	9,950.46	802,892.48	230.00	803,122.48
198 Access Road Revolving	5,589,442.37		316.56	(726,347.23)	6,316,106.16	1,124.17	6,317,230.33
19B School for the Blind	736,393.49		100,072.89	179,412.43	657,053.95	254.15	657,308.10
19E 4-H Program	794.67		336.00	879.67	251.00	251.00
19F Seattle Seahawks	71,472.33		38,677.33	110,149.66	110,149.66
19H Center for Childhood Deafness and Hearing Loss	423,642.51		14,222.65	437,865.16	437,865.16
19M Seattle University	13,201.99		485.33	13,687.32	13,687.32
19P Child Rescue	2,113.93		2,113.93	2,113.93
19R Residential Services and Support
19W Wolf-Livestock Conflict	294,375.02		1,530.00	292,845.02	292,845.02
205 Mobile Home Park Relocation	1,689,137.34		32,665.21	8,963.90	1,712,838.65	1,712,838.65
206 Cost of Supervision	585,465.96		117,437.78	137,639.78	565,263.96	155.79	565,419.75
209 Regional Fisheries Enhancement Group	1,126,355.35		13,971.85	68,571.11	1,071,756.09	1,071,756.09
20A State Flower	2,632.00		947.33	2,100.00	1,479.33	1,479.33
20D CPA Scholarship Transfer	275,000.00		275,000.00	275,000.00
20E WA Internet Crimes Against Children
20G Washington Farmers and Ranchers
20K Licensing & Enforcement System Modernization	682,617.88		114,792.03	7,104.17	790,305.74	6,987.55	797,293.29
20P Nursing Facility Quality Enhancement	2,153,466.33		2,153,466.33	2,153,466.33
20W Washington Tennis
210 Fire Protection Contractor License	517,002.86		246,572.27	59,450.65	704,124.48	6,324.82	710,449.30
213 Veterans' Emblem	25,168.44		245.00	25,413.44	25,413.44
214 Temporary Worker Housing	240,456.96		67,244.00	2,029.96	305,671.00	8.00	305,679.00
219 Air Operating Permit	314,294.98		65,680.72	248,614.26	36.41	248,650.67
21A Washington State Wrestling
21C Washington Sexual Assault Kit	2,850,216.87		1,110.39	2,851,327.26	2,851,327.26
225 Fingerprint Identification	5,517,949.86		667,685.41	697,345.45	5,488,289.82	269,609.13	5,757,898.95
259 Coastal Crab	98,446.92		19,460.00	4,498.68	113,408.24	113,408.24
274 Adult Family Home	891,708.62		32,977.18	858,731.44	858,731.44
281 Impaired Driving Safety	321,110.52		116,613.00	437,723.52	437,723.52
283 Juvenile Accountability Incentive	83,651.73		32.43	83,684.16	83,684.16
294 Sea Cucumber Dive Fishery
295 Sea Urchin Dive Fishery	3.42		3.42	3.42
297 Pipeline Safety	2,537,627.32		10,536.56	211,280.91	2,336,882.97	2,336,882.97
298 Geologists'	330,066.93		16,645.00	23,272.38	323,439.55	587.78	324,027.33
300 Financial Services Regulation	12,656,499.93		2,191,308.16	2,393,910.50	12,453,897.59	21,528.27	12,475,425.86
320 Puget Sound Crab Pot Buoy Tag	48,745.38		1,238.02	47,507.36	47,507.36
328 Crim Justice Training Commis Firing Range Maintenance	51,178.00		51,178.00	51,178.00
416 Surplus and Donated Food Commodities Revolving	2,827,549.84		1,924,486.14	1,620,781.10	3,131,254.88	121,194.99	3,252,449.87

RECEIPTS AND DISBURSEMENTS FOR TREASURER'S TRUST FUNDS

	December 1, 2016		December 2016		December 31, 2016		
	Beginning Book Balance		Plus Receipts	Less Disbursements	Ending Book Balance	Outstanding Warrants	Ending Cash Balance
SPECIAL REVENUE FUNDS (Continued)							
424 Anti-Trust Revolving	\$ 4,106,771.13	\$	\$ 143,156.07	\$ 3,963,615.06	\$	\$ 3,963,615.06	
480 Financial Education Public-Private Partnership	31,899.82	31,899.82	31,899.82	
485 Horse Racing Owners' Bonus/Breeder Awards	15,439.78	13,908.92	1,202.52	28,146.18	38,878.58	67,024.76	
495 Toll Collection	14,269,662.21	13,217,470.36	13,203,296.09	14,283,836.48	39,750.20	14,323,586.68	
496 Future Teachers Conditional Scholarship	3,391,172.07	50,877.64	13,077.52	3,428,972.19	3,000.00	3,431,972.19	
497 Horse Racing Commission Class C Purse Fund	70,692.05	4,013.06	74,705.11	74,705.11	
498 Washington State Council of Fire Fighters Benevolent	22,405.37	8,645.00	18,006.33	13,044.04	13,044.04	
499 Law Enforcement Memorial	68,458.38	23,767.33	45,362.33	46,863.38	46,863.38	
501 Liquor Revolving	36,035,541.63	(12,924,962.16)	16,761,893.12	6,348,686.35	116,660.11	6,465,346.46	
503 Tuition Recovery	3,220,808.39	30,167.53	7,635.24	3,243,340.68	3,243,340.68	
515 DNA Data Base	658,860.79	39,364.91	13,812.30	684,413.40	684,413.40	
516 Fruit and Vegetable Inspection	8,096,106.10	1,502,551.25	1,373,926.39	8,224,730.96	2,672.35	8,227,403.31	
536 Federal Food Service Revolving	2,178,690.90	4,483,423.53	4,469,147.28	2,192,967.15	38,782.10	2,231,749.25	
553 Performance Audits of Government	7,216,662.17	1,556,336.71	1,392,838.19	7,380,160.69	7,774.52	7,387,935.21	
561 Community Technical College Innovation	11,476,751.43	640,071.06	140,705.55	11,976,116.94	11,976,116.94	
687 Rural Rehabilitation	244,784.31	94.92	244,879.23	244,879.23	
688 Federal Local Rail Service Assistance	77,918.43	40.51	77,958.94	77,958.94	
731 Child Care Facility Revolving	1,352,052.77	4,291.35	1,356,344.12	1,356,344.12	
732 Nursing Home Civil Penalties	1,387,750.98	(59,014.79)	1,446,765.77	1,446,765.77	
746 Hanford Area Economic Investment	27,929.43	3,855.83	31,785.26	31,785.26	
749 Governor's Interagency Committee of State Employed Women	63,064.80	63,064.80	63,064.80	
761 Basic Health Plan Subscription	250,744.09	250,744.09	250,744.09	
763 Center for the Improvement of Student Learning	35,600.68	35,600.68	35,600.68	
773 Commission on Higher Ed Prof Student Ex Program	51,200.00	51,200.00	51,200.00	
774 University of Washington License Plate	4,174.32	24,229.34	28,403.66	28,403.66	
776 Washington State University License Plate	44,027.72	50,750.01	44,027.72	50,750.01	50,750.01	
778 Western Washington University License Plate	12,602.32	1,512.00	14,114.32	14,114.32	
779 Eastern Washington University License Plate	57,990.46	3,467.34	61,457.80	61,457.80	
780 School Zone Safety Account	910,077.42	36,383.43	3,750.03	942,710.82	300.00	943,010.82	
783 Central Washington University License Plate	3,997.00	1,472.33	5,469.33	5,469.33	
784 Miscellaneous Transportation Programs	(27,284,489.04)	23,563,748.97	22,657,914.01	(26,378,654.08)	662,193.51	(25,716,460.57)	
786 The Evergreen State College License Plate	4,624.37	457.33	5,081.70	5,081.70	
789 Advanced Environmental Mitigation Revolving	596,996.34	1,151.58	598,147.92	598,147.92	
816 Stadium and Exhibition Center	56,562,588.27	13,052,058.32	69,614,646.59	69,614,646.59	
821 Impaired Physician	277,590.54	125,300.00	1,350.00	401,540.54	1,200.00	402,740.54	
823 Livestock Nutrient Management	12,672.53	250.00	12,922.53	12,922.53	
833 Developmental Disabilities Endowment Trust	2,218,617.16	560,020.15	76,664.87	2,701,972.44	2,701,972.44	
834 Capitol Furnishings Preservation Committee	77,787.97	30.81	77,818.78	77,818.78	
878 Federal Forest Revolving	3,189.34	1.23	3,190.57	3,190.57	
880 Advance Right-of-Way Revolving	8,748,917.44	1,045,592.69	9,794,510.13	9,794,510.13	

RECEIPTS AND DISBURSEMENTS FOR TREASURER'S TRUST FUNDS

		December 1, 2016	December 2016		December 31, 2016		
		Beginning Book Balance	Plus Receipts	Less Disbursements	Ending Book Balance	Outstanding Warrants	Ending Cash Balance
SPECIAL REVENUE FUNDS (Continued)							
884	Gambling Revolving	\$ 7,195,181.64	\$ 2,635,386.94	\$ 1,146,945.20	\$ 8,683,623.38	\$ 37,056.09	\$ 8,720,679.47
885	Plumbing Certificate	698,029.10	77,083.99	70,359.61	704,753.48	283.80	705,037.28
892	Pressure Systems Safety	786,791.18	176,586.13	165,094.58	798,282.73	807.50	799,090.23
TOTAL SPECIAL REVENUE FUNDS		\$ 280,846,319.04	\$ 68,610,736.84	\$ 79,918,287.50	\$ 269,538,768.38	\$ 1,521,271.18	\$ 271,060,039.56
PERMANENT FUNDS							
842	American Indian Scholarship Endowment	\$ 297,721.81	\$ 2,115.45	\$	\$ 299,837.26	\$	\$ 299,837.26
852	Foster Care Scholarship Endowment	3,649.93	1.41	3,651.34	3,651.34
TOTAL PERMANENT FUNDS		\$ 301,371.74	\$ 2,116.86	\$	\$ 303,488.60	\$	\$ 303,488.60
ENTERPRISE FUNDS							
413	Municipal Revolving	\$ 8,466,990.78	\$ 1,784,090.77	\$ 2,015,133.97	\$ 8,235,947.58	\$ 2,146.60	\$ 8,238,094.18
442	Legislative Gift Center	53,519.46	20,754.55	24,536.44	49,737.57	670.64	50,408.21
445	Self-Insured Emplry Overpymt Reimb	752,671.02	0.23	752,671.25	31,074.96	783,746.21
446	Industrial Insurance Rainy Day Fund
449	Certificates of Participation and Other Financing - Local	165,262.43	5,945,123.18	5,945,510.68	164,874.93	249,963.62	414,838.55
463	Washington College Savings Program
470	Imaging	231,461.33	43,504.99	27,347.70	247,618.62	247,618.62
477	Lottery Investment
543	Judicial Information Systems	13,521,223.57	1,615,532.48	2,541,232.64	12,595,523.41	7,055.80	12,602,579.21
544	Pollution Liability Insurance Program Trust	35,864,627.65	2,333,834.84	853,797.18	37,344,665.31	37,344,665.31
545	Heating Oil Pollution Liability Trust	132,904.79	375.34	(11,242.73)	144,522.86	144,522.86
788	Advanced College Tuition Payment Program	(687,397.05)	32,841,653.97	29,543,999.10	2,610,257.82	10,509,654.93	13,119,912.75
TOTAL ENTERPRISE FUNDS		\$ 58,501,263.98	\$ 44,584,870.35	\$ 40,940,314.98	\$ 62,145,819.35	\$ 10,800,566.55	\$ 72,946,385.90
INTERNAL SERVICE FUNDS							
12V	PEBB Medical Benefits Admin	\$	\$	\$	\$	\$	\$
411	Natural Resources Equipment	4,622,102.82	560.26	998,767.31	3,623,895.77	14,562.59	3,638,458.36
421	Education Technology Revolving	6,370,609.94	2,228,082.08	1,205,840.61	7,392,851.41	110,719.23	7,503,570.64
422	General Administration Services	19,400,959.16	19,273,576.41	33,265,686.80	5,408,848.77	65,440.29	5,474,289.06
436	OFM Labor Relations Service	2,337,979.10	5,032.72	298,500.16	2,044,511.66	2,044,511.66
438	Uniform Dental Plan Benefits Administration	529,682.71	533,250.00	501,836.80	561,095.91	561,095.91
439	Uniform Medical Plan Benefits Administration	3,778,546.61	4,199,000.00	4,329,949.40	3,647,597.21	3,647,597.21
444	Fish & Wildlife Equipment	561,700.04	59,197.79	155,108.29	465,789.54	465,789.54
453	Minority and Women's Business Enterprises	656,050.05	156,919.00	189,480.29	623,488.76	623,488.76
458	Consolidated Technology Services Revolving	(11,856,901.50)	10,224,150.74	11,436,313.49	(13,069,064.25)	20,268.32	(13,048,795.93)
461	Shared Information Technology System Revolving	(55,198.46)	279,735.26	235,433.47	(10,896.67)	(10,896.67)
466	Statewide Info Tech System Development Revolving	(3,257,746.14)	61,662.50	248,205.11	(3,444,288.75)	(3,444,288.75)
471	State Patrol Nonappropriated Airplane Revolving	92,496.02	118,263.30	72,864.52	137,894.80	137,894.80
472	Statewide Info Tech System Maintenance & Operations Revolving	3,433,458.73	2,757,955.03	2,459,795.13	3,731,618.63	3,731,618.63
546	Risk Management	1,696,516.17	288,431.77	290,124.98	1,694,822.96	18.46	1,694,841.42

RECEIPTS AND DISBURSEMENTS FOR TREASURER'S TRUST FUNDS

		December 1, 2016	December 2016		December 31, 2016		
		Beginning Book Balance	Plus Receipts	Less Disbursements	Ending Book Balance	Outstanding Warrants	Ending Cash Balance
INTERNAL SERVICE FUNDS (Continued)							
547	Liability	\$ 64,308,661.85	\$ 1,121,098.18	\$ 10,619,359.83	\$ 54,810,400.20	\$ 80,956.10	\$ 54,891,356.30
721	Public Employees' and Retirees' Insurance	141,034,485.00	158,985,168.37	124,902,723.48	175,116,929.89	1,603,824.86	176,720,754.75
730	Public Employees' and Retirees' Insurance Reserve	159,157,464.35	61,716.11	159,219,180.46	159,219,180.46
739	Certificates of Participation and Other Financing - State	4,633,716.26	11,527,967.38	15,867,597.83	294,085.81	294,085.81
TOTAL INTERNAL SERVICE FUNDS		\$ 397,444,582.71	\$ 211,881,766.90	\$ 207,077,587.50	\$ 402,248,762.11	\$ 1,895,789.85	\$ 404,144,551.96
PRIVATE PURPOSE FUNDS							
196	Unclaimed Personal Property	\$ 242,276.96	\$ 4,059,109.33	\$ 3,765,943.96	\$ 535,442.33	\$ 2,879,975.47	\$ 3,415,417.80
738	Department of Social and Health Services Trust	53,654.52	53,654.52	53,654.52
799	WA Achieving a Better Life Experience Program
TOTAL PRIVATE PURPOSE FUNDS		\$ 295,931.48	\$ 4,059,109.33	\$ 3,765,943.96	\$ 589,096.85	\$ 2,879,975.47	\$ 3,469,072.32
PENSION TRUST FUNDS							
838	LEOFF Retirement System Benefits Improvement	\$	\$	\$	\$	\$	\$
TOTAL PENSION TRUST FUNDS		\$	\$	\$	\$	\$	\$
AGENCY FUNDS							
16C	Real Estate/Property Tax Admin Assistance	\$ 58,522.50	\$ 57,519.05	\$ 58,522.50	\$ 57,519.05	\$	\$ 57,519.05
17A	County Enhanced 911 Excise Tax	5,791,489.58	5,828,956.24	5,811,561.01	5,808,884.81	5,808,884.81
525	Washington State Combined Fund Drive	907,505.99	651,390.05	37,340.51	1,521,555.53	8,132.45	1,529,687.98
660	Natural Resources Deposit	32,768,232.63	27,364,518.30	30,536,295.85	29,596,455.08	77,707.07	29,674,162.15
734	Centennial Document Preservation and Modernization	1,410,913.68	385,572.47	1,796,486.15	1,796,486.15
737	High Occupancy Vehicle
757	Maritime Historic Restoration and Preservation	4,247.03	26.75	4,273.78	4,273.78
797	Local Tourism Promotion	176,192.42	1,983,740.43	1,173,564.87	986,367.98	986,367.98
TOTAL AGENCY FUNDS		\$ 41,117,103.83	\$ 36,271,723.29	\$ 37,617,284.74	\$ 39,771,542.38	\$ 85,839.52	\$ 39,857,381.90
TOTAL TREASURER'S TRUST FUNDS		\$ 857,898,718.35	\$ 389,591,714.84	\$ 387,080,208.82	\$ 860,410,224.37	\$ 18,052,013.45	\$ 878,462,237.82

INVESTMENT STATEMENT & INVESTMENT INTEREST INCOME AND CAPITAL GAINS

INVESTMENT STATEMENT

Fund / Account	December 1, 2016	Purchased	Maturities & Sales	Amortization	December 31, 2016
Treasury & Treasurer's Trust					
Investments (trade date basis)	\$ 6,652,559,431.47	\$ 2,540,430,930.60	\$ 2,931,394,930.95	\$ 41,603.43	\$ 6,261,637,034.55
Reverse Repurchase Agreements
Purchased Accrued Interest	458,617.65	599,078.41	58,179.09	999,516.97
Total Treasury & Treasurer's Trust	\$ 6,653,018,049.12	\$ 2,541,030,009.01	\$ 2,931,453,110.04	\$ 41,603.43	\$ 6,262,636,551.52
Local Government Investment Pool					
Investments (trade date basis)	\$ 14,136,017,054.15	\$ 42,569,869,739.86	\$ 43,956,315,722.29	\$ 2,139,534.23	\$ 12,751,710,605.95
Reverse Repurchase Agreements
Purchased Accrued Interest	36,598.26	195,952.35	36,598.26	195,952.35
Total Local Government Investment Pool	\$ 14,136,053,652.41	\$ 42,570,065,692.21	\$ 43,956,352,320.55	\$ 2,139,534.23	\$ 12,751,906,558.30
Total All Accounts	\$ 20,789,071,701.53	\$ 45,111,095,701.22	\$ 46,887,805,430.59	\$ 2,181,137.66	\$ 19,014,543,109.82

INVESTMENT INTEREST INCOME AND CAPITAL GAINS CURRENT MONTH AND FISCAL YEAR TO DATE COMPARISON

Fund / Account	December 2016	December 2015	Fiscal Year 2017	Fiscal Year 2016
Treasury & Treasurer's Trust				
Cash	\$ 3,120,846.79	\$ 3,377,384.96	\$ 22,944,517.79	\$ 18,910,326.12
Custody Bank Fees	(4,592.37)	(4,615.79)	(27,628.62)	(27,634.09)
Other Bank Fees	(4,946.38)	(11,295.16)	(61,521.91)	(42,300.50)
Amortization	41,603.43	(587,712.50)	(455,815.05)	(2,276,970.24)
Accrued Interest	1,320,687.70	200,766.51	1,663,218.16	325,347.58
Gains and Losses	(197,125.17)	(68,907.04)	6,657,329.68	1,180,392.07
Total Treasury & Treasurer's Trust	\$ 4,276,474.00	\$ 2,905,620.98	\$ 30,720,100.05	\$ 18,069,160.94
Local Government Investment Pool				
Cash	\$ 2,997,895.10	\$ 1,234,099.78	\$ 18,714,980.13	\$ 5,473,321.32
Amortization	2,139,534.23	753,198.86	10,197,228.01	3,323,438.45
Accrued Interest	379,862.34	322,704.70	560,146.06	432,593.47
Gains and Losses	137,660.22	17,552.74	1,835,209.19	510,474.83
Total Local Government Investment Pool	\$ 5,654,951.89	\$ 2,327,556.08	\$ 31,307,563.39	\$ 9,739,828.07
Total All Accounts	\$ 9,931,425.89	\$ 5,233,177.06	\$ 62,027,663.44	\$ 27,808,989.01

JAMES L. McINTIRE
STATE TREASURER
PO BOX 40200
OLYMPIA WA 98504-0200

