

# Washington State Treasurer's Monthly Report

July 2023



**MIKE PELLICCIOTTI**  
State Treasurer

In accordance with the Americans with Disabilities Act, this publication will be made available in alternate formats upon request to the Office of the State Treasurer, Legislative Building, 2nd Floor, Olympia, Washington 98504-0200, telephone (360) 902-9000, fax (360) 902-9037 or TTY Users Call: 7-1-1. Web Site: <http://tre.wa.gov>.

Cover photo taken by Treasurer's Office staff.

# TABLE OF CONTENTS

	<i>Page</i>
State Treasurer's Letter .....	1
Investment Income Distributions .....	2
General Fund .....	5
Treasury, Treasurer's Trust and Local Government Investment Pool Flow Chart.....	6
Treasury & Treasurer's Trust, Treasury and Treasurer's Trust Charts .....	7
General Fund and Local Government Investment Pool Charts .....	8
Receipts and Disbursements for Treasury Funds.....	9
Receipts and Disbursements for Treasurer's Trust Funds .....	23
Investment Statement .....	34
Investment Interest Income and Capital Gains.....	35





**Mike Pellicciotti**  
State Treasurer

State of Washington  
Office of the Treasurer  
Legislative Building  
P.O. Box 40200  
Olympia, Washington 98504

(360) 902-9000 TTY 7-1-1  
FAX (360) 902-9037  
<http://tre.wa.gov>



Fellow Washingtonians,

I am pleased to report on the operations of the Office of the State Treasurer for the month of July 2023. At the close of the month, the total of the treasury & treasurer's trust book balances was \$18.1 billion with investment earnings distributed for the month of \$59.9 million.

In the month of July each year, my office reports on the previous fiscal year. During fiscal year 2023, the temporary surplus balances of the 361 treasury funds and 268 trust funds are invested on a daily basis by the State Treasurer and credited to the Treasury Income Account. The State Treasurer distributes the balance of the Treasury Income Account to participating accounts. The amount distributed to each account is based on specific statutory provisions and the ratio of its average daily cash balance to the respective total average daily cash balances of the treasury and treasurer's trust funds.

Total income for fiscal year 2023 of \$399,327,431.91 was distributed to participating treasury funds and \$49,917,041.11 was distributed to participating treasurer's trust funds.

Sincerely,

A handwritten signature in blue ink that reads "Mike Pellicciotti". The signature is fluid and cursive, written over a light blue horizontal line.

Mike Pellicciotti  
Washington State Treasurer

# INVESTMENT INCOME DISTRIBUTIONS

## Investment Income – Treasury Funds and Accounts

Fund / Account	Amount Distributed
001 General (See Summary of Distributions on page 3).....	\$202,077,484.99
01T Local Leasehold Excise Tax .....	73,314.48
025 Pilotage.....	(2,232.25)
027 Reclamation.....	131,015.74
02M Essential Rail Assistance.....	13,697.99
03L County Criminal Justice Assistance .....	161,083.00
03M Municipal Criminal Justice Assistance .....	42,300.77
031 State Investment Board Expense.....	185,423.11
036 Capitol Building Construction .....	131,044.95
039 Aeronautics.....	172,737.07
04B Natural Resources Real Property Replacement.....	381,933.68
04L Public Health Services .....	0.19
04R Drinking Water Assistance.....	3,594,730.24
041 Resource Management Cost .....	591,357.17
042 Charitable, Educational, Penal, and Reformatory Institutions	175,921.22
05R Drinking Water Assistance Administrative.....	89,916.30
056 State Higher Education Construction .....	49.70
058 Public Works Assistance .....	1,746,305.71
06G Real Estate Appraiser Commission.....	9,248.43
060 Community and Technical College Capital Projects.....	5.64
061 Eastern Washington University Capital Projects .....	134,030.20
062 Washington State University Building .....	409,248.91
063 Central Washington University Capital Projects .....	125,678.25
064 University of Washington Building.....	231,653.75
065 Western Washington University Capital Projects .....	183,713.98
066 The Evergreen State College Capital Projects .....	88,900.76
08A Education Legacy Trust .....	31,208,176.16
08M Small City Pavement and Sidewalk.....	75,651.81
080 Grade Crossing Protective.....	2,286.15
081 State Patrol Highway .....	862,059.62
082 Motorcycle Safety Education.....	80,621.75
087 Park Land Trust Revolving.....	70,523.45
09E Freight Mobility Investment .....	242,979.35
09H Transportation Partnership.....	(886,096.58)
094 Transportation Infrastructure.....	209,133.13
096 Highway Infrastructure .....	52,234.70
097 Recreational Vehicle .....	96,409.85
099 Puget Sound Capital Construction .....	16,514,549.43
10P Columbia River Basin Water Supply .....	113,516.77
102 Rural Arterial Trust.....	568,275.23
104 State Wildlife.....	318,175.82
106 Highway Safety.....	2,218,125.45

Fund / Account	Amount Distributed
108 Motor Vehicle .....	6,069,058.94
109 Puget Sound Ferry Operations.....	(313,031.89)
11B Regional Mobility Grant Program.....	1,606,613.64
11E Freight Mobility Multimodal.....	287,085.55
110 Special Wildlife .....	194,727.40
113 Common School Construction .....	2,320,674.50
12T Traumatic Brain Injury .....	23,159.76
125 Site Closure.....	840,927.53
14B Budget Stabilization.....	7,630,526.98
144 Transportation Improvement.....	1,590,827.99
15H Cleanup Settlement .....	1,222,741.14
150 Low-Income Weatherization Assistance .....	34,503.40
153 Rural Mobility Grant Program .....	201,883.35
16J SR 520 Corridor .....	3,771,739.64
16P Marine Resources Stewardship Trust.....	0.38
16W Hospital Safety Net Assessment .....	1,533,644.90
17P SR520 Civil Penalties.....	175,983.19
186 County Arterial Preservation.....	19,962.46
18B Columbia River Basin Tax Bond Water Supply Development	28,610.54
18J Capital Vessel Replacement.....	752,863.09
20H Connecting Washington .....	14,791,506.16
20J Electric Vehicle Charging Infrastructure.....	940,651.72
20M Puget Sound Taxpayer Accountability .....	66,443.83
20N Transportation Future Funding Program.....	133,891.06
20T PLIA Underground Storage Tank Revolving.....	619,355.64
201 Department of Licensing Services .....	10,970.57
204 Volunteer Fire Fighters' & Reserve Officers' Administrative	152,872.71
215 Special Category C.....	310,181.81
218 Multimodal Transportation .....	8,160,580.20
22C Early Learning Facilities Revolving.....	(18,259.51)
22D Early Learning Facilities Development.....	(22,107.43)
22J Abandoned Recreational Vehicle Disposal .....	55,211.28
22T Statewide Tourism Marketing .....	130,013.74
23G Vulnerable Roadway User Education .....	406.03
23J Statewide Broadband .....	711,339.25
23S Puget Sound Gateway Facility .....	26,529.12
23V Voluntary Cleanup.....	16,656.00
24L Ambulance Transport Fund .....	85,724.50
24N Fish, Wildlife, and Conservation.....	484,134.42
253 Education Construction .....	510.00
296 Columbia River Basin Water Supply Rev Recovery.....	155,628.09
303 Highway Bond Retirement.....	3,718,234.88

# INVESTMENT INCOME DISTRIBUTIONS

Amount Fund / Account	Distributed
304 Ferry Bond Retirement.....	254,741.69
305 Transportation Improvement Board Bond Retirement.....	137,571.74
319 Public Health Supplemental.....	57,416.72
347 Washington State University Bond Retirement.....	1,263,386.76
348 University of Washington Bond Retirement.....	271,411.43
389 Toll Facility Bond Retirement.....	400,399.28
404 State Treasurer's Service.....	37,911,778.99
410 Transportation Equipment.....	765,544.87
489 Pension Funding Stabilization.....	331,732.57
500 Perpetual Surveillance and Maintenance.....	1,110,484.60
507 Oyster Reserve Land.....	10,803.10
511 Tacoma Narrows Toll Bridge.....	774,321.25
535 Alaskan Way Viaduct Replacement Project.....	1,784,194.00
548 LEOFF System Plan 2 Expense.....	5,000.44
549 Election.....	133,034.43
550 Transportation 2003.....	937,258.61
562 Skilled Nursing Facility Safety Net Trust.....	62,203.56
564 Water Pollution Control Revolving Administration.....	178,561.76
566 Community Forest Trust.....	5,742.59
571 Multiuse Roadway Safety.....	26,404.34
595 I-405 Express Toll Lanes Operations.....	8,029,519.99
600 Department of Retirement Systems Expense.....	583,746.18
601 Agricultural Permanent.....	11,030.13
603 Millersylvania Park Trust.....	131.54
604 Normal School Permanent.....	1,171.32
605 Permanent Common School.....	2,350.36
606 Scientific Permanent.....	7,103.44
607 State University Permanent.....	5,323.27
609 Medical Aid.....	263,048.42
610 Accident Reserve.....	(1,944.87)
614 Volunteer Firefighters' Relief and Pension Principal.....	60,267.05
615 State Patrol – Plan 1.....	7,783.25
616 Judges' Retirement.....	32,250.77
630 State Patrol - Plan 2.....	11,880.22
631 Public Employees' Retirement System Plan 1.....	111,925.33
632 Teachers' Retirement System Plan 1.....	90,292.18
633 School Employees' Retirement System Combined Plan 2 & 3.....	89,750.13
635 Public Safety Employees' Retirement System Plan 2.....	8,931.05
641 Public Employees' Retirement System Combined Plan 2 & 3.....	223,336.84
642 Teachers' Retirement System Combined Plan 2 and 3.....	207,647.73
661 Higher Ed Retirement Plan Supplemental Benefit-UW.....	811.54
662 Higher Ed Retirement Plan Supplemental Benefit-WSU ..	95.11
663 Higher Ed Retirement Plan Supplemental Benefit-EWU ..	19.30
664 Higher Ed Retirement Plan Supplemental Benefit-CWU ..	25.54
667 Higher Ed Retirement Plan Supplemental Benefit-WWU ..	23.05
668 Higher Ed Retirement Plan Supplemental Benefit-SBCTC.....	93.48
689 Rural Washington Loan.....	27,475.36

Amount Fund / Account	Distributed
722 Deferred Compensation Principal.....	79,676.91
727 Water Pollution Control Revolving.....	8,684,886.82
729 Judicial Retirement Principal.....	314.47
785 State Educational Trust Fund.....	85,050.16
795 State Investment Board Commingled Monthly Bond.....	(127.19)
818 Youth Athletic Facility.....	972,062.95
819 LEOFFS Plan 1 Retirement.....	26,676.07
825 Tobacco Settlement.....	36,767.12
828 Tobacco Prevention and Control.....	19,393.35
829 LEOFFS Plan 2 Retirement.....	96,796.06
844 Money-Purchase Retirement Savings Administrative.....	17.66
851 Development Disabilities Community Trust.....	1,164,035.70
881 Supplemental Pension.....	270,381.66
882 Washington Judicial Retirement System.....	220,131.39
887 Public Facilities Construction Loan Revolving.....	754,216.06
888 Deferred Compensation Administrative.....	66,726.91
893 Radiation Perpetual Maintenance.....	8,200.08
<b>Total Treasury Investment Income, Fiscal Year 2023.....</b>	<b><u>\$399,327,431.91</u></b>

## Summary of Distributions Investment Income to General Fund

The Treasurer distributes the amount credited to the Treasury Income Account at the end of each month. The General Fund is credited with its share of the total income earned from the General Fund balance in addition to all or a portion of the investment income from certain other Treasury accounts.

Following is a summary of the transactions relating to investment income and the General Fund during Fiscal Year 2023.

Treasury Investment Income Received on the General Fund Balance.....	<b>\$ 49,909,226.85</b>
Treasury Investment Income from Certain Accounts.....	<b>\$152,168,258.14</b>
<b>Total Treasury Investment Income to the General Fund ....</b>	<b>\$202,077,484.99</b>

# INVESTMENT INCOME DISTRIBUTIONS

## Investment Income – Treasurer’s Trust Funds and Accounts

Fund / Account	Amount Distributed
001 General.....	\$30,490,068.66
03K Industrial Insurance Premium Refund.....	170,052.12
07E Contract Harvesting Revolving.....	96,684.58
07N Produce Railcar Pool.....	1.14
07T Commemorative Works.....	79.27
08B Foster Care Endowed Scholarship Trust.....	374.66
08E Individual Development Account Program.....	46.90
09K Life Sciences Discovery.....	36,662.11
126 Agricultural Local.....	722,413.34
128 Grain Inspection Revolving.....	(37,251.41)
12N Get Ready For Math & Science Scholarship.....	6,013.94
131 Fair.....	56,572.91
133 Children's Trust.....	11,498.93
14E Washington State Library Operations.....	162,384.16
14W Reduced Cigarette Ignition Propensity.....	18,100.74
16L Accessible Communities.....	19,541.11
16R Multiagency Permitting Team.....	2,236.90
169 Horse Racing Commission Operating.....	1,272.93
17A County Enhanced 911 Excise Tax.....	176,954.89
18K 24/7 Sobriety.....	654.18
19B School for the Blind.....	107,306.42
19H Center for Childhood Deafness and Hearing Loss.....	48,928.41
205 Mobile Home Park Relocation.....	80,711.28
21C Washington Sexual Assault Kit.....	1,171.07
21J Gina Grant Bull Memorial Legislative Page Scholarship.....	1,211.27
21L Low-Income Home Rehab Revolving Loan Program.....	4,996.74
21N NE Washington Wolf-Livestock Management.....	8,186.23
21Q Forest Health Revolving.....	710,048.39
22F Family and Medical Leave Insurance.....	1,216,509.74
22L Public Use General Aviation Airport Loan Revolving.....	126,112.78
22N Fish and Wildlife Federal Lands Revolving.....	(127.33)
22P Natural Resources Federal Lands Revolving.....	201,436.75
23C Department of Licensing Tuition Recovery.....	3,033.67
23D Student Achievement Council Tuition Recovery Trust.....	6,955.85
23E Washington History Day.....	2,300.43
23L Indian Health Improvement Reinvestment.....	82,177.92
23M County Road Administration Board Emergency Loan.....	54,277.83
24E Washington State Library-Archives Building.....	381,014.74
25E Rosa Franklin Legislative Internship Program Scholarship.....	16.07
26G Energy Facility Site Eval Council.....	(7,740.87)
26T Washington Student Loan.....	3,727,408.15
283 Juvenile Accountability Incentive.....	7,123.50
446 Industrial Insurance Rainy Day Fund.....	(0.57)
463 Washington College Savings Program.....	(10,694.66)
473 SEBB Insurance Reserve.....	1,272,608.52
485 Horse Racing Commission Washington Bred Owners' Bonus.....	5,004.83
493 School Employees' Reserve.....	805,598.16

Fund / Account	Amount Distributed
495 Toll Collection.....	669,522.52
496 Future Teachers Conditional Scholarship.....	95,325.59
497 Horse Racing Commission Class C Purse Fund.....	4,582.25
503 Tuition Recovery.....	99,236.07
516 Fruit and Vegetable Inspection.....	165,753.93
525 Washington State Combined Fund Drive.....	21,048.15
561 Community Technical College Innovation.....	185,993.52
567 Long-Term Services and Supports Trust.....	506,969.70
660 Natural Resources Deposit.....	1,298,349.54
687 Rural Rehabilitation.....	985.55
688 Federal Local Rail Service Assistance.....	1,639.46
721 Public Employees' and Retirees' Insurance.....	1,840,450.28
730 Public Employees' and Retirees' Insurance Reserve.....	3,362,265.07
731 Child Care Facility Revolving.....	1,701.13
748 WA Career and College Pathways Innov Challenge.....	119,295.80
784 Miscellaneous Transportation Programs.....	(366,445.78)
788 Advanced College Tuition Payment Program.....	121,453.27
789 Advanced Environment Mitigation Revolving.....	23,424.28
797 Local Tourism Promotion.....	42,603.86
799 Washington Achieving a Better Life Experience Program..	1,736.49
816 Stadium and Exhibition Center.....	31,496.71
833 Developmental Disabilities Endowment Trust.....	105,746.49
842 American Indian Scholarship Endowment.....	6,666.64
852 Foster Care Scholarship Endowment.....	88.35
878 Federal Forest Revolving.....	6,772.19
880 Advance Right-of-Way Revolving.....	780,442.67
<b>Total Treasurer's Trust Investment Income,</b>	
<b>Fiscal Year 2023.....</b>	
<b><u>\$49,917,041.11</u></b>	



# GENERAL FUND

## CURRENT MONTH AND FISCAL YEAR TO DATE COMPARISON

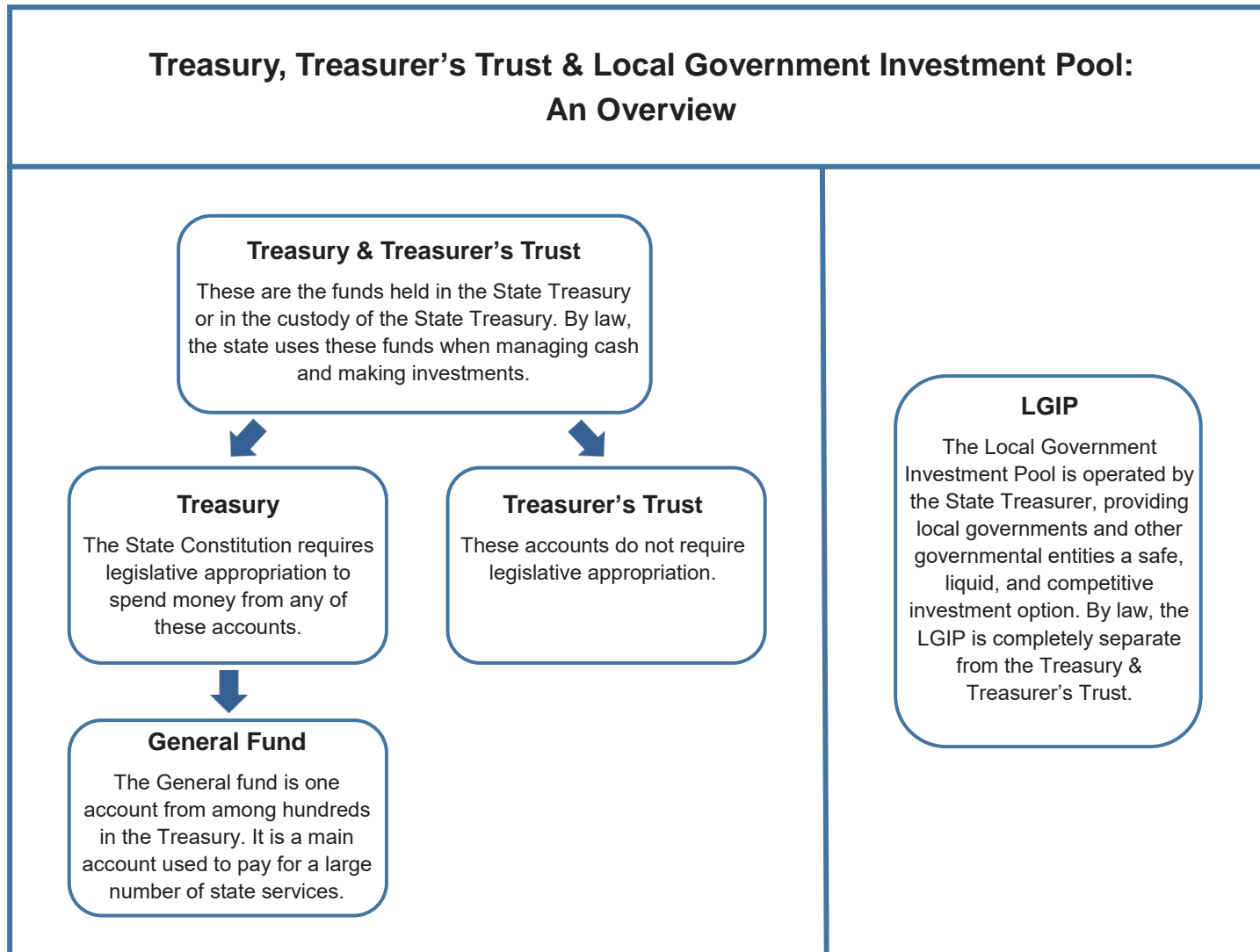
(In Millions)

	Month of July		Fiscal Year to Date	
	2023	2022	2024	2023
<b>Beginning Book Balance</b>	\$ 4,445.348	4,503.455	4,445.348	4,503.455
<b>Cash Revenue</b>	\$ 3,418.554	3,537.228	3,418.554	3,537.228
Other Cash Receipts	1,057.544	798.197	1,057.544	798.197
<b>Total Cash Receipts</b>	4,476.098	4,335.425	4,476.098	4,335.425
<b>Total Cash Disbursements</b>	7,014.710	6,027.136	7,014.710	6,027.136
<b>Ending Book Balance</b>	\$ 1,906.736	2,811.744	1,906.736	2,811.744
<b>Cash Revenue</b>				
Bond Retirement & Interest	\$ (0.057)	\$ (0.135)	\$ (0.057)	\$ (0.135)
Secretary of State	4.053	2.898	4.053	2.898
<b>Department of Revenue:</b>				
Retail Sales Tax	1,220.333	1,217.457	1,220.333	1,217.457
Business & Occupation Tax	468.382	507.557	468.382	507.557
Compensating Tax	75.196	78.995	75.196	78.995
Cigarette Tax	5.571	22.913	5.571	22.913
Public Utility Tax	37.933	32.092	37.933	32.092
Various Other Revenue	(27.392)	94.612	(27.392)	94.612
Insurance Commission	6.259	6.191	6.259	6.191
Liquor and Cannabis Board	0.009	3.870	0.009	3.870
<b>Department of Licensing:</b>				
Excise Tax - Other	0.014	0.014	0.014	0.014
Various Other Revenue	3.367	3.410	3.367	3.410
Department of Social & Health Services	6.276	4.560	6.276	4.560
Universities & Colleges	0.000	0.000	0.000	0.000
Treasurer's Transfers	(137.132)	(45.301)	(137.132)	(45.301)
<b>Counties:</b>				
Property Tax	30.050	27.898	30.050	27.898
Real Estate Excise Tax	108.353	172.607	108.353	172.607
Various Other Revenue	3.021	2.931	3.021	2.931
Federal Grants-In-Aid (All Agencies)	1,356.048	1,223.803	1,356.048	1,223.803
Revenues Distributed to Local Governments	(0.356)	(0.333)	(0.356)	(0.333)
Other Agencies' Cash Revenue	258.626	181.189	258.626	181.189
<b>Total Cash Revenue</b>	\$ 3,418.554	\$ 3,537.228	\$ 3,418.554	\$ 3,537.228

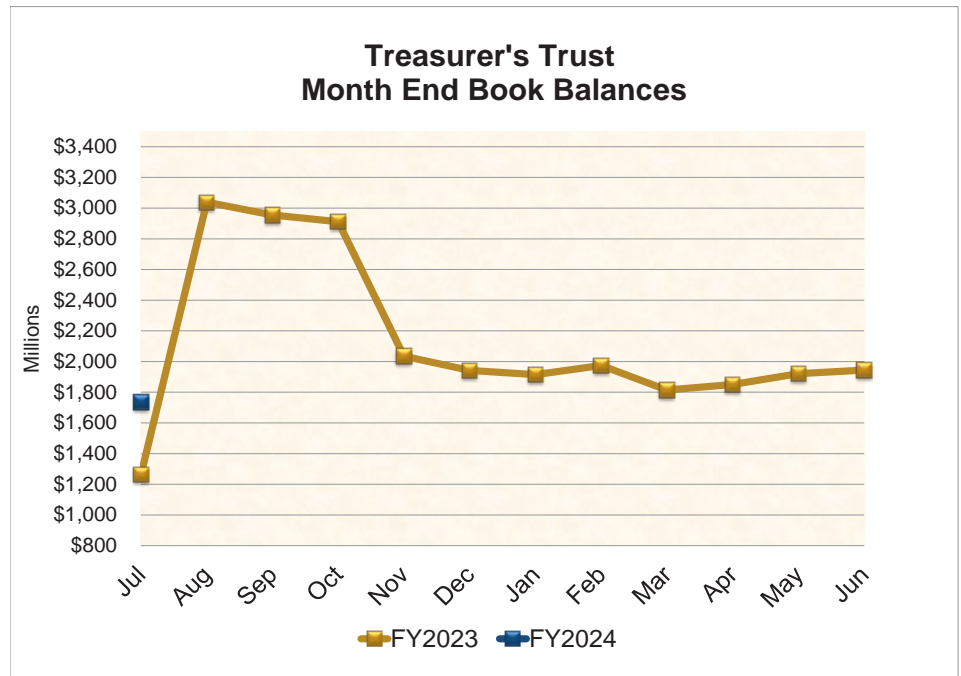
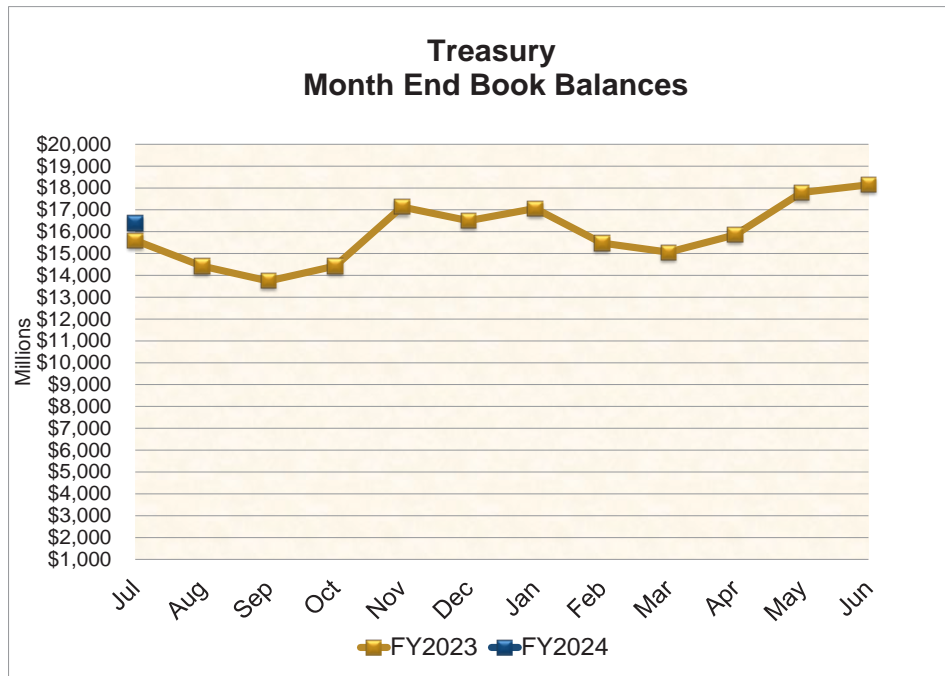
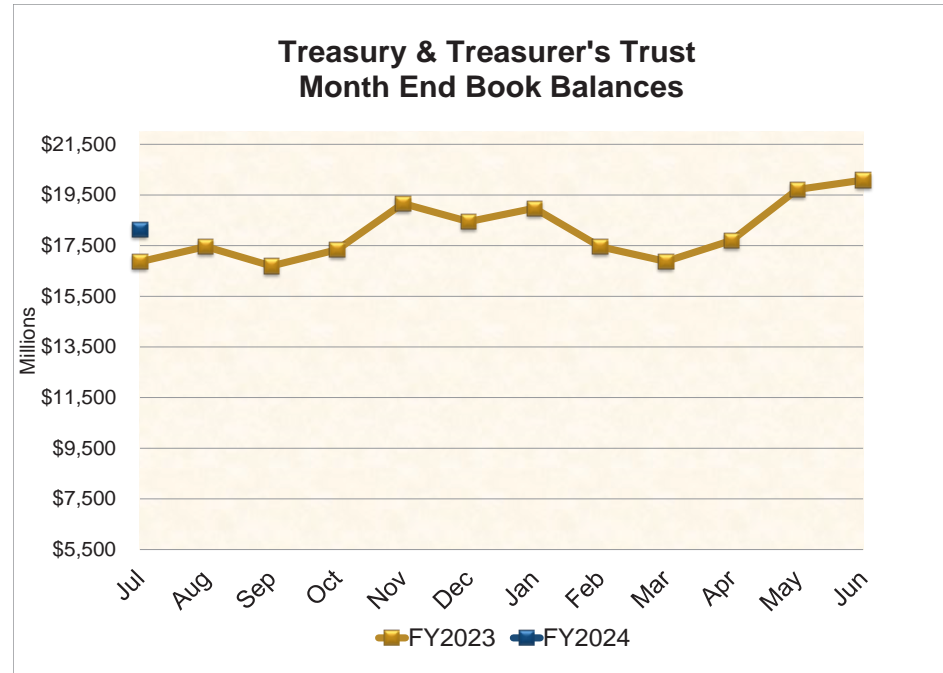
Source: Agency Financial Reporting System (AFRS)

# TREASURY, TREASURER'S TRUST AND LGIP FLOW CHART

The State Treasurer is in charge with the cash management of public funds, which includes two categories of state funds and accounts: (1) funds and accounts located in the state treasury, which are subject to legislative appropriation; and (2) Treasurer's trust funds, which are accounts placed in the custody of the State Treasurer and not typically subject to legislative appropriation. Funds within these accounts are commingled for investment and cash management purposes. This flow chart describes the structure of the Treasury and Treasurer's Trust accounts. Month end balances of these accounts are shown on pages 7 and 8.

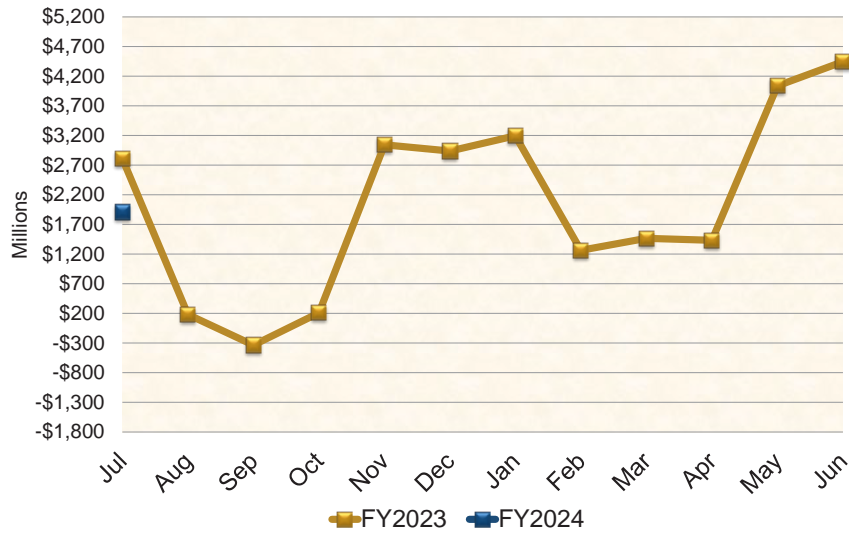


# TREASURY & TREASURER'S TRUST, TREASURY AND TREASURER'S TRUST CHARTS

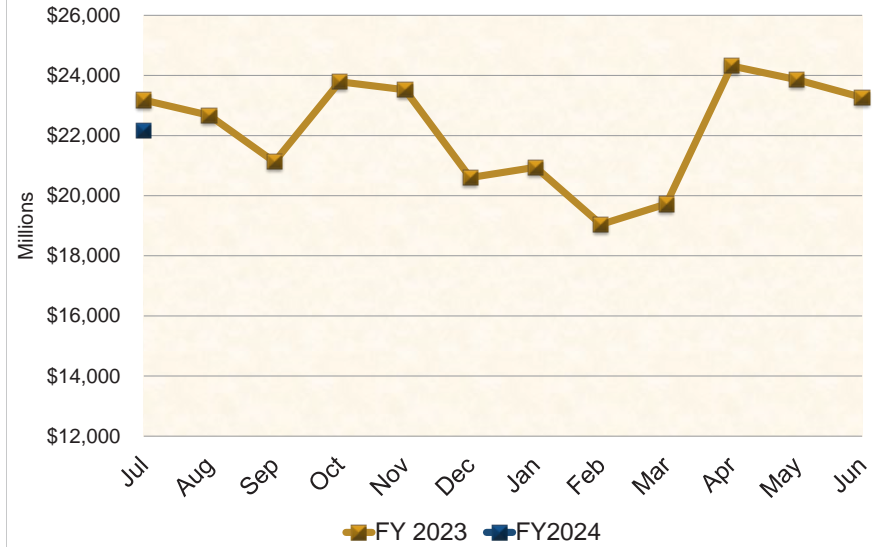


# GENERAL FUND AND LOCAL GOVERNMENT INVESTMENT POOL CHARTS

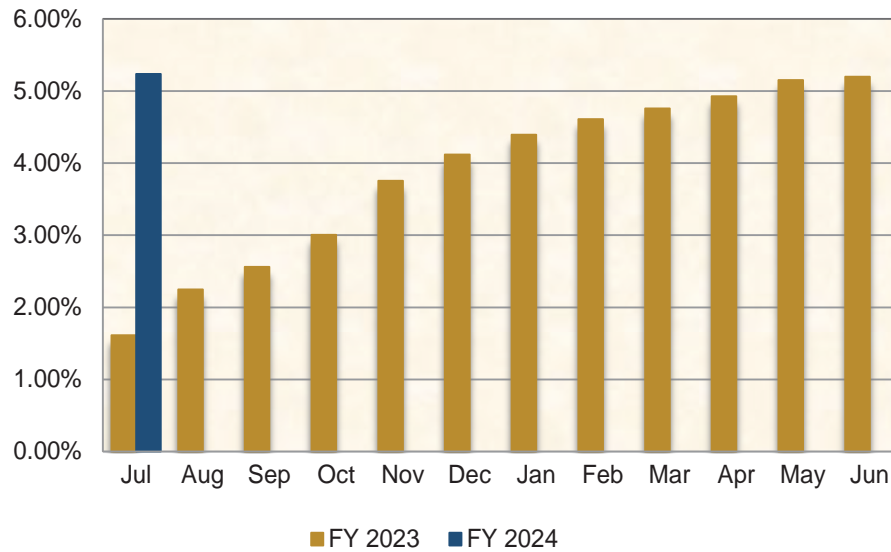
### General Fund Month End Book Balances



### Local Government Investment Pool Month End Book Balances



### LGIP Net Yield (365 day basis)



# RECEIPTS & DISBURSEMENTS FOR TREASURY FUNDS

	July 1, 2023		July 2023		July 31, 2023	
	Beginning Book Balance	Plus Receipts	Less Disbursements	Ending Book Balance	Outstanding Warrants	Ending Cash Balance
<b>GENERAL FUND</b>						
001 General	\$ 4,445,347,590.96	\$ 4,476,098,298.77	\$ 7,014,710,104.23	\$ 1,906,735,785.50	\$ 63,577,199.09	\$ 1,970,312,984.59
018 Millersylvania Park Current	210.50	.....	.....	210.50	.....	210.50
01E Geothermal	101,167.70	.....	.....	101,167.70	.....	101,167.70
01N Institutional Impact	19,144.72	.....	.....	19,144.72	.....	19,144.72
02P Flood Control Assistance	3,140,130.80	1,965,140.75	131,291.64	4,973,979.91	.....	4,973,979.91
031 State Investment Board Expense	7,643,056.10	2,910,564.97	3,459,559.96	7,094,061.11	3,163.28	7,097,224.39
032 State Emergency Water Projects Revolving	221,616.92	.....	.....	221,616.92	.....	221,616.92
03A Excess Earnings	.....	.....	.....	.....	.....	.....
03L County Criminal Justice Assistance	2,669,181.78	16,843,565.87	16,037,185.41	3,475,562.24	2,809.10	3,478,371.34
03M Municipal Criminal Justice Assistance	615,549.58	6,590,371.12	6,378,239.12	827,681.58	1,248.46	828,930.04
051 State and Local Improvements Revolving	26,744.33	.....	.....	26,744.33	.....	26,744.33
055 State & Local Improve Revolving (Waste Disp Facilities, 1980)	2,639.01	.....	.....	2,639.01	.....	2,639.01
05C Criminal Justice Treatment	2,211,948.97	2,989,871.50	33,427.23	5,168,393.24	.....	5,168,393.24
05M Tourism Development and Promotion	.....	.....	.....	.....	.....	.....
070 Outdoor Recreation	.....	1,901,154.76	2,080,710.20	(179,555.44)	.....	(179,555.44)
072 State & Local Improve Revolving (Water Supply Facilities)	835,730.25	2,369.30	11,034.98	827,064.57	.....	827,064.57
09C Farm and Forest	.....	27,803.47	41,601.59	(13,798.12)	271.30	(13,526.82)
09G Riparian Protection	.....	.....	.....	.....	.....	.....
09R Economic Development Strategic Reserve	11,968,495.96	.....	3,962,399.40	8,006,096.56	240,527.41	8,246,623.97
10K Veterans Innovation Program	14,382.82	.....	.....	14,382.82	.....	14,382.82
10P Columbia River Basin Water Supply Development	3,960,526.89	9,555.01	63,438.46	3,906,643.44	.....	3,906,643.44
10T Hood Canal Aquatic Rehabilitation Bond	.....	.....	.....	.....	.....	.....
11N Heritage Barn Preservation	.....	.....	.....	.....	.....	.....
125 Site Closure	37,676,102.59	1,390,285.20	2,073.35	39,064,314.44	.....	39,064,314.44
12J Boating Activities	.....	.....	.....	.....	.....	.....
12K Puget Sound Scientific Research	.....	.....	.....	.....	.....	.....
12R Independent Youth Housing	.....	.....	.....	.....	.....	.....
14B Budget Stabilization	651,435,569.26	939,174.85	.....	652,374,744.11	.....	652,374,744.11
14C Puget Sound Recovery	.....	.....	.....	.....	.....	.....
14H Community Preservation & Development Authority	1,500,763.82	3,336,000.00	406,363.60	4,430,400.22	403,495.93	4,833,896.15
15J Building Communities	.....	.....	.....	.....	.....	.....
15K Columbia River Water Delivery	16,173.66	8,068,277.00	8,068,277.00	16,173.66	.....	16,173.66
15R Evergreen Job Training	.....	.....	.....	.....	.....	.....

# RECEIPTS & DISBURSEMENTS FOR TREASURY FUNDS

	July 1, 2023		July 2023			July 31, 2023		
	Beginning Book Balance		Plus Receipts	Less Disbursements		Ending Book Balance	Outstanding Warrants	Ending Cash Balance
<b>GENERAL FUND (Continued)</b>								
16V Water Rights Processing	\$ 85,887.33	\$	100.00	\$	\$ 85,987.33	\$		\$ 85,987.33
177 Judicial Retirement Administrative								
17C Opportunity Express Account	62,171.42				62,171.42			62,171.42
17E State Efficiency and Restructuring								
17F Washington Opportunity Pathways	64,570,979.84		1,409.00	20,183,115.15	44,389,273.69			44,389,273.69
17K Basic Health Plan Stabilization								
18H Opportunity Expansion	326.64				326.64			326.64
19K Yakima Integrated Plan Implementation								
19L Charter Schools Oversight	753,399.02		356,339.15	154,541.62	955,196.55	20,569.72		975,766.27
19N Diesel Idle Reduction								
20C Yakima Integrated Plan Implementation Taxable Bond								
20F Invest in Washington	92,828.03				92,828.03			92,828.03
21B Chehalis Basin								
21D Dairy Nutrient Infrastructure								
21P Sexual Assault Prevention and Response								
21R DCYF Contracted Services Performance Improvement								
22C Early Learning Facilities Revolving	(800,158.91)		809,488.72	9,488.75	(158.94)	158.94		
22D Early Learning Facilities Development	(120,560.02)		206,579.30	147,231.02	(61,211.74)			(61,211.74)
22T Statewide Tourism Marketing	5,378,731.31		3,003,705.27	347,288.07	8,035,148.51			8,035,148.51
23H Defense Community Compatibility								
23J Statewide Broadband	30,721,854.36		82,081.73	313,826.46	30,490,109.63	272,321.94		30,762,431.57
244 Habitat Conservation	(21,763.16)		6,062,159.47	6,081,877.86	(41,481.55)			(41,481.55)
24H Career Connected Learning								
24M Climate Resiliency								
24U Sustainable Farms and Fields								
253 Education Construction	22,903.35		61.15		22,964.50			22,964.50
25C Elementary & Secondary School Emergency Relief III	(1,048,719.52)		45,789,393.46	8,844,278.41	35,896,395.53	275,435.54		36,171,831.07
25D Manufacturing and Warehousing Job Centers	199.24		4,320,000.00		4,320,199.24			4,320,199.24
25F Forest Resiliency	218.21		4,000,000.00		4,000,218.21			4,000,218.21
25G Manufacturing Cluster Acceleration	2,798,000.00				2,798,000.00			2,798,000.00
25H Fair Start for Kids								
25P Wildfire Response, Forest Restoration, and Community Resilience	96,147,839.93		43,891,966.39	10,477,747.65	129,562,058.67	894,422.48		130,456,481.15

# RECEIPTS & DISBURSEMENTS FOR TREASURY FUNDS

	July 1, 2023		July 2023		July 31, 2023	
	Beginning Book Balance	Plus Receipts	Less Disbursements	Ending Book Balance	Outstanding Warrants	Ending Cash Balance
<b>GENERAL FUND (Continued)</b>						
26H Washington State Leadership Board	\$ 25,803.13	\$ 843,000.00	\$ 81,084.89	\$ 787,718.24	\$ .....	\$ 787,718.24
26K School Seismic Safety Grant Program	.....	.....	.....	.....	.....	.....
26R Clean Energy Transition Workforce	.....	.....	.....	.....	.....	.....
26U Apple Health and Homes	96,116,880.38	.....	385,881.45	95,730,998.93	50,973.48	95,781,972.41
26V Capital Community Assistance	415,309,674.65	.....	8,825,003.43	406,484,671.22	329,093.26	406,813,764.48
27A Energy Efficiency Revolving Loan Capital	.....	.....	936.02	(936.02)	.....	(936.02)
27B Electric Vehicle Incentive	119,450,826.71	.....	29,514.94	119,421,311.77	.....	119,421,311.77
27C Community Reinvestment	200,000,000.00	.....	5,349.07	199,994,650.93	.....	199,994,650.93
27F State Lands Dev Authority Capital	.....	.....	.....	.....	.....	.....
27G State Lands Dev Authority Operating	.....	.....	.....	.....	.....	.....
27K Digital Equity	.....	.....	.....	.....	.....	.....
28E Emergency Drought Response	.....	.....	.....	.....	.....	.....
28K State Crime Victim & Witness Assistantance	.....	2,000,000.00	2,000,000.00	.....	.....	.....
291 Education Savings	.....	.....	.....	.....	.....	.....
355 State Taxable Building Construction	42,565,377.29	(216,505.34)	2,825,086.70	39,523,785.25	120,500.39	39,644,285.64
359 School Constr & Skill Ctrs Bldg	37,601.47	.....	.....	37,601.47	.....	37,601.47
489 Pension Funding Stabilization	14,887,362.22	39,765.92	.....	14,927,128.14	.....	14,927,128.14
548 LEOFF System Plan 2 Expense	167,688.73	160,631.25	169,742.52	158,577.46	3,263.63	161,841.09
706 Coronavirus State Fiscal Recovery Fund	1,135,234,846.23	(10,113,147.41)	156,604,819.68	968,516,879.14	1,796,947.56	970,313,826.70
707 Washington Rescue Plan Transition	2,100,000,000.00	.....	.....	2,100,000,000.00	.....	2,100,000,000.00
828 Tobacco Prevention and Control	798,136.31	10,446.49	.....	808,582.80	.....	808,582.80
830 Agricultural College Trust Management	1,331,575.00	(106,754.79)	50,648.75	1,174,171.46	170.28	1,174,341.74
<b>TOTAL GENERAL FUND</b>	<b>\$ 9,493,976,635.81</b>	<b>\$ 4,624,213,152.33</b>	<b>\$ 7,272,923,168.61</b>	<b>\$ 6,845,266,619.53</b>	<b>\$ 67,992,571.79</b>	<b>\$ 6,913,259,191.32</b>
<b>SPECIAL REVENUE FUNDS</b>						
002 Hospital Data Collection	\$ 149,742.58	\$ .....	\$ 38,474.35	\$ 111,268.23	\$ .....	\$ 111,268.23
003 Architects' License	1,129,843.56	68,196.67	59,233.35	1,138,806.88	.....	1,138,806.88
007 Winter Recreational Program	3,315,294.36	867.39	127,659.32	3,188,502.43	9,653.74	3,198,156.17
014 Forest Development	18,162,500.76	(1,286,160.19)	(619,498.30)	17,495,838.87	2,127.14	17,497,966.01
01B ORV & Non-Highway Vehicle Account	1,497,894.62	161,955.27	157,688.50	1,502,161.39	1,212.47	1,503,373.86
01M Snowmobile	2,905,077.14	112,102.79	180,086.45	2,837,093.48	6,115.10	2,843,208.58
024 Professional Engineers'	1,713,867.88	162,106.00	138,118.96	1,737,854.92	291.00	1,738,145.92
025 Pilotage	362,681.59	136,926.31	202,682.72	296,925.18	6.55	296,931.73
026 Real Estate Commission	6,627,758.66	577,239.02	615,499.74	6,589,497.94	3,137.95	6,592,635.89

# RECEIPTS & DISBURSEMENTS FOR TREASURY FUNDS

	July 1, 2023		July 2023		July 31, 2023		
	Beginning Book Balance	Plus Receipts	Less Disbursements	Ending Book Balance	Outstanding Warrants	Ending Cash Balance	
<b>SPECIAL REVENUE FUNDS (Continued)</b>							
027 Reclamation	\$ 5,657,387.66	\$ 66,699.15	\$ 229,786.19	\$ 5,494,300.62	\$ 120.00	\$ 5,494,420.62	
02A Surveys and Maps	423,249.61	(658.24)	11,662.31	410,929.06	.....	410,929.06	
02G Health Professions	30,136,772.48	7,218,162.81	6,889,314.95	30,465,620.34	41,067.25	30,506,687.59	
02H Business Enterprises Revolving	560,035.83	57,816.96	(147,210.92)	765,063.71	.....	765,063.71	
02J Certified Public Accountants'	3,698,339.22	112,330.00	201,778.64	3,608,890.58	990.00	3,609,880.58	
02K Death Investigations	1,092,846.31	691,641.64	807,912.99	976,574.96	3,537.43	980,112.39	
02M Essential Rail Assistance	620,520.23	196,059.03	148,718.07	667,861.19	18,671.61	686,532.80	
02N Parkland Acquisition	2,192,862.00	.....	.....	2,192,862.00	.....	2,192,862.00	
02R Aquatic Lands Enhancement	14,450,434.95	(103,912.19)	(2,379,016.74)	16,725,539.50	23,589.09	16,749,128.59	
02W Timber Tax Distribution	241,695.46	1,468,403.68	194,226.98	1,515,872.16	46,504.85	1,562,377.01	
030 Landowner Contingency Forest Fire Suppression	2,593,342.29	(140,065.09)	151,001.53	2,302,275.67	67,171.08	2,369,446.75	
039 Aeronautics	9,435,366.96	766,991.85	732,281.56	9,470,077.25	640.37	9,470,717.62	
03B Asbestos	1,258,381.96	39,584.36	29,996.55	1,267,969.77	13.27	1,267,983.04	
03C Emergency Medical Services and Trauma Care System Trust	8,202,160.81	1,870,671.44	2,104,180.75	7,968,651.50	36,339.24	8,004,990.74	
03F 911 Account	11,706,548.65	2,453,263.30	1,231,000.04	12,928,811.91	.....	12,928,811.91	
03N Business License	11,448,670.65	2,596,817.56	2,806,980.01	11,238,508.20	105,502.47	11,344,010.67	
03P Fire Service Trust	704,264.51	135.00	2,651.12	701,748.39	.....	701,748.39	
03R Safe Drinking Water	6,275,754.85	7,489.10	171,092.13	6,112,151.82	826.40	6,112,978.22	
041 Resource Management Cost	28,858,040.57	17,419,206.11	22,903,590.88	23,373,655.80	42,458.81	23,416,114.61	
042 Charitable, Educational, Penal, and Reformatory Institutions	9,440,261.37	27,449.17	(83,068.97)	9,550,779.51	.....	9,550,779.51	
044 Waste Reduction, Recycling, and Litter Control	13,610,015.74	980,022.24	1,912,786.93	12,677,251.05	9,771.37	12,687,022.42	
045 State Vehicle Parking	28,287.81	(247,283.03)	92,473.61	(311,468.83)	495.95	(310,972.88)	
048 Marine Fuel Tax Refund	260,362.45	.....	.....	260,362.45	.....	260,362.45	
04E Uniform Commercial Code	3,542,134.22	60,078.69	120,024.79	3,482,188.12	1,400.77	3,483,588.89	
04H Surface Mining Reclamation	2,328,278.70	(58,900.93)	24,466.36	2,244,911.41	.....	2,244,911.41	
04M Recreational Fisheries Enhancement	1,378,225.85	250,532.97	196,138.62	1,432,620.20	98.40	1,432,718.60	
04R Drinking Water Assistance	161,696,629.04	440,657.43	515,471.96	161,621,814.51	28.86	161,621,843.37	
04V Vehicle License Fraud	488,382.63	3,375.43	.....	491,758.06	.....	491,758.06	
04W Waterworks Operator Certification	1,362,703.84	13,804.00	27,739.92	1,348,767.92	866.75	1,349,634.67	
058 Public Works Assistance	116,774,570.03	16,181,922.41	6,338,216.26	126,618,276.18	341,258.45	126,959,534.63	
05H Disaster Response	(402,716,543.90)	367,186,220.90	78,948,745.95	(114,479,068.95)	4,288,813.91	(110,190,255.04)	
05R Drinking Water Assistance Administrative	3,800,173.39	10,228.47	38,841.78	3,771,560.08	.....	3,771,560.08	
05W State Drought Preparedness	11,293,768.24	2,007,000.00	.....	13,300,768.24	.....	13,300,768.24	



# RECEIPTS & DISBURSEMENTS FOR TREASURY FUNDS

	July 1, 2023		July 2023		July 31, 2023	
	Beginning Book Balance	Plus Receipts	Less Disbursements	Ending Book Balance	Outstanding Warrants	Ending Cash Balance
<b>SPECIAL REVENUE FUNDS (Continued)</b>						
06A Salmon Recovery	\$ 112,794,780.11	\$ 3,017,116.05	\$ 1,233,924.16	\$ 114,577,972.00	\$ .....	\$ 114,577,972.00
06G Real Estate Appraiser Commission	445,657.33	55,120.65	123,236.73	377,541.25	419.82	377,961.07
06K Lead Paint	200,930.93	3,850.25	475.00	204,306.18	100.00	204,406.18
06L Business and Professions	9,804,874.23	1,021,439.70	1,404,536.34	9,421,777.59	32,241.60	9,454,019.19
06R Real Estate Research	879,247.30	20,800.00	468.00	899,579.30	30.00	899,609.30
06T License Plate Technology	733,474.47	181,826.57	1,338,681.75	(423,380.71)	25.57	(423,355.14)
071 Warm Water Game Fish	1,410,135.58	210,487.37	97,671.33	1,522,951.62	22.60	1,522,974.22
07W Domestic Violence Prevention	2,189,681.59	82,043.78	90,753.18	2,180,972.19	15,744.54	2,196,716.73
080 Grade Crossing Protective	255,572.01	156.36	293,398.66	(37,670.29)	.....	(37,670.29)
081 State Patrol Highway	40,217,746.41	22,661,307.50	32,810,985.63	30,068,068.28	238,550.13	30,306,618.41
082 Motorcycle Safety Education	4,176,512.92	215,005.51	305,284.01	4,086,234.42	560.00	4,086,794.42
084 Building Code Council	1,284,579.45	137,313.72	119,270.31	1,302,622.86	.....	1,302,622.86
086 Fire Service Training	2,166,987.54	55,734.65	968,858.07	1,253,864.12	39,970.58	1,293,834.70
087 Park Land Trust Revolving	3,329,844.88	203,774.30	80,681.87	3,452,937.31	333.11	3,453,270.42
08A Education Legacy Trust	245,806,968.11	47,688,655.97	(720,878,556.31)	1,014,374,180.39	1,261,555.50	1,015,635,735.89
08H Military Department Rental and Lease	5,404,575.13	82,831.74	14,259.52	5,473,147.35	200.00	5,473,347.35
08K Problem Gambling	1,120,832.04	28,150.20	49,102.13	1,099,880.11	.....	1,099,880.11
08M Small City Pavement and Sidewalk	1,606,540.15	1,088,565.67	963,829.71	1,731,276.11	.....	1,731,276.11
08R Waste Tire Removal	3,845,783.59	380,103.49	426,847.26	3,799,039.82	.....	3,799,039.82
094 Transportation Infrastructure	9,695,438.77	2,656,334.35	957.44	12,350,815.68	.....	12,350,815.68
095 Electrical License	20,011,953.99	2,660,825.65	3,393,195.96	19,279,583.68	22,143.20	19,301,726.88
096 Highway Infrastructure	2,550,723.03	6,809.90	.....	2,557,532.93	.....	2,557,532.93
097 Recreational Vehicle	4,319,792.31	109,568.02	99,574.96	4,329,785.37	33.00	4,329,818.37
099 Puget Sound Capital Construction	51,423,007.85	16,008,360.94	13,639,995.97	53,791,372.82	27,817.73	53,819,190.55
09E Freight Mobility Investment	9,656,278.63	3,024,047.36	471,664.52	12,208,661.47	6,518.00	12,215,179.47
09H Transportation Partnership	(907,205.06)	(5,126,843.44)	7,152,901.75	(13,186,950.25)	118,840.05	(13,068,110.20)
09P City-County Assistance	1,727,091.52	45,730.91	.....	1,772,822.43	.....	1,772,822.43
09T Washington Main Street Trust Fund	55,388.16	.....	.....	55,388.16	.....	55,388.16
102 Rural Arterial Trust	26,490,916.26	1,682,625.18	2,381,439.09	25,792,102.35	.....	25,792,102.35
104 Limited Fish And Wildlife	14,375,135.52	2,743,248.84	3,890,143.07	13,228,241.29	71,248.04	13,299,489.33
106 Highway Safety	68,482,691.62	13,853,786.46	17,249,500.86	65,086,977.22	604,001.14	65,690,978.36
107 Liquor Excise Tax	13,749,454.73	1,986,969.90	11,739,435.72	3,996,988.91	409.07	3,997,397.98
108 Motor Vehicle	251,909,749.41	190,291,195.46	183,054,978.11	259,145,966.76	12,423,250.56	271,569,217.32
109 Puget Sound Ferry Operations	(7,125,598.92)	40,603,741.57	26,641,111.41	6,837,031.24	541,200.80	7,378,232.04

# RECEIPTS & DISBURSEMENTS FOR TREASURY FUNDS

	July 1, 2023		July 2023		July 31, 2023		
	Beginning Book Balance		Plus Receipts	Less Disbursements	Ending Book Balance	Outstanding Warrants	Ending Cash Balance
<b>SPECIAL REVENUE FUNDS (Continued)</b>							
10A Aquatic Algae Control	\$ 694,473.69	\$	54,757.17	\$ 16,697.65	\$ 732,533.21	\$ 5.00	\$ 732,538.21
10B Home Security Fund	165,825,613.63		50,854,667.24	18,776,953.01	197,903,327.86	237,458.21	198,140,786.07
10G Water Rights Tracking System	313,709.22		6,140.25	.....	319,849.47	.....	319,849.47
110 Special Wildlife	8,254,497.12		(46,064.15)	1,860,419.88	6,348,013.09	10,763.42	6,358,776.51
111 Public Service Revolving	26,485,582.54		141,071.68	1,703,240.86	24,923,413.36	23,909.20	24,947,322.56
113 Common School Construction	365,809,005.71		426,567.12	(1,820,224.48)	368,055,797.31	9,965.92	368,065,763.23
116 Basic Data	211,118.01		.....	.....	211,118.01	.....	211,118.01
119 Unemployment Compensation Administration	(1,525,391.65)		19,226,154.63	16,942,384.80	758,378.18	4,371,716.74	5,130,094.92
11B Regional Mobility Grant Program	81,043,502.46		192,423.51	14,896,461.05	66,339,464.92	2,544,330.58	68,883,795.50
11E Freight Mobility Multimodal	13,979,217.05		3,036,027.72	314,421.56	16,700,823.21	.....	16,700,823.21
11H Forest and Fish Support	6,361,638.39		(123,035.40)	712,709.65	5,525,893.34	23,822.49	5,549,715.83
11K Washington Auto Theft Prevention Authority	2,677,413.65		7,330,349.83	485,306.65	9,522,456.83	.....	9,522,456.83
120 Administrative Contingency	40,319,408.35		2,668,402.77	1,874,539.96	41,113,271.16	39,256.18	41,152,527.34
12C Affordable Housing For All	34,191,440.43		20,198,847.33	4,763,787.82	49,626,499.94	17,765.85	49,644,265.79
12M Charitable Organization Education	1,334,021.78		44,035.00	5,899.47	1,372,157.31	.....	1,372,157.31
12T Traumatic Brain Injury	1,011,878.60		139,959.23	127,230.27	1,024,607.56	.....	1,024,607.56
134 Employment Services Administrative	60,809,733.52		(876,831.07)	2,039,818.41	57,893,084.04	12,757.16	57,905,841.20
138 Insurance Commissioner's Regulatory	18,739,738.67		30,141,086.30	3,727,529.98	45,153,294.99	15,270.54	45,168,565.53
144 Transportation Improvement	88,213,647.40		10,682,066.85	2,978,629.65	95,917,084.60	.....	95,917,084.60
146 Firearms Range	1,715,842.63		21,623.76	.....	1,737,466.39	.....	1,737,466.39
14A Wildlife Rehabilitation	402,013.83		17,055.40	17,728.14	401,341.09	5,692.61	407,033.70
14G Ballast Water and Biofouling Management	33,402.31		.....	42.20	33,360.11	.....	33,360.11
14M Financial Fraud & ID Theft	2,451,751.93		124,485.00	88,845.88	2,487,391.05	.....	2,487,391.05
14R Military Active State Service	366,011.43		200,000.00	7,325.56	558,685.87	134.75	558,820.62
14V Ignition Interlock Device	2,759,760.18		306,498.25	272,106.38	2,794,152.05	.....	2,794,152.05
150 Low-Income Weatherization/ Structural Rehabilitation Assistance	1,515,660.20		4,054.81	811.54	1,518,903.47	.....	1,518,903.47
153 Rural Mobility Grant Program	10,064,996.19		18,493.34	4,134,638.22	5,948,851.31	149,745.85	6,098,597.16
154 New Motor Vehicle Arbitration	1,376,448.64		60,349.21	53,149.39	1,383,648.46	110.00	1,383,758.46
158 Aquatic Land Dredged Material Disposal Site	587,128.99		301.49	26,847.82	560,582.66	.....	560,582.66
159 Parks Improvement	649,758.79		143,531.52	95,448.01	697,842.30	28,841.79	726,684.09
15H Cleanup Settlement	52,908,017.51		208,183.71	603,067.08	52,513,134.14	.....	52,513,134.14
15M Biotoxin	709,644.97		166,194.45	44,898.08	830,941.34	13.26	830,954.60
160 Wood Stove Education and Enforcement	650,327.02		7,366.66	29,068.26	628,625.42	.....	628,625.42
162 Farm Labor Contractor	167,771.93		640.00	14,070.00	154,341.93	105.00	154,446.93

# RECEIPTS & DISBURSEMENTS FOR TREASURY FUNDS

	July 1, 2023		July 2023		July 31, 2023	
	Beginning Book Balance	Plus Receipts	Less Disbursements	Ending Book Balance	Outstanding Warrants	Ending Cash Balance
<b>SPECIAL REVENUE FUNDS (Continued)</b>						
167 Natural Resources Conservation Areas Stewardship	\$ 381,315.21	\$ (10,069.25)	\$ 25,577.63	\$ 345,668.33	\$ .....	\$ 345,668.33
16A Judicial Stabilization Trust	102,788,939.85	421,044.91	857,570.20	102,352,414.56	195,867.92	102,548,282.48
16J SR 520 Corridor	127,652,319.79	(3,502,359.15)	(2,822,897.03)	126,972,857.67	147,049.21	127,119,906.88
16M Appraisal Management Company	1,081,877.38	19,074.05	14,937.14	1,086,014.29	89.57	1,086,103.86
16P Marine Resources Stewardship Trust	15.98	0.05	.....	16.03	.....	16.03
16W Hospital Safety Net Assessment	97,331,814.57	(36,247,018.49)	(19,080,457.97)	80,165,254.05	28,546.00	80,193,800.05
172 Basic Health Plan Trust	12,623,154.00	.....	.....	12,623,154.00	.....	12,623,154.00
176 Water Quality Permit	26,216,461.33	(364,332.78)	1,797,506.72	24,054,621.83	10,685.50	24,065,307.33
17B Home Visiting Services	6,931,184.44	13,445,656.09	3,322,331.82	17,054,508.71	317,330.07	17,371,838.78
17N Complete Streets Grant Program	3,196,606.00	.....	.....	3,196,606.00	.....	3,196,606.00
17P SR520 Civil Penalties	7,025,289.77	20,804.06	(443,116.08)	7,489,209.91	.....	7,489,209.91
17T Health Benefit Exchange	25,279,638.98	.....	18,538,000.00	6,741,638.98	.....	6,741,638.98
17W Limousine Carriers	79,078.42	.....	.....	79,078.42	.....	79,078.42
182 Underground Storage Tank	2,969,420.84	941,378.73	113,210.96	3,797,588.61	542.63	3,798,131.24
186 County Arterial Preservation	1,457,641.73	2,747,763.78	3,706,645.41	498,760.10	.....	498,760.10
18J Capital Vessel Replacement	17,072,412.94	2,664,272.49	709,273.72	19,027,411.71	456.15	19,027,867.86
18L Hydraulic Project Approval	.....	.....	.....	.....	.....	.....
199 Biosolids Permit	1,581,016.67	(58,445.63)	80,611.45	1,441,959.59	154.45	1,442,114.04
19A Medicaid Fraud Penalty	20,861,379.71	(7,001.08)	253,423.84	20,600,954.79	4,540.82	20,605,495.61
19C Forest Practice Application	353,876.61	(24,362.70)	5,449.63	324,064.28	100.00	324,164.28
19T DOL Technology Improvement and Data Management	867,713.18	37,913.22	58,904.11	846,722.29	440.00	847,162.29
19V Andy Hill Cancer Research Endowment Fund	11,526,315.35	1,700,409.16	7,411.14	13,219,313.37	.....	13,219,313.37
200 Regional Fisheries Enhancement Salmonid Recovery	44,805.78	6,959.42	309,029.41	(257,264.21)	.....	(257,264.21)
201 Department of Licensing Services	3,275,706.09	363,346.31	317,217.73	3,321,834.67	51.12	3,321,885.79
202 Medical Test Site Licensure	2,614,039.24	92,542.50	88,863.99	2,617,717.75	699.41	2,618,417.16
204 Volunteer Fire Fighters' and Reserve Officers' Administrative	14,276,373.86	38,505.10	177,001.53	14,137,877.43	42.83	14,137,920.26
207 Hazardous Waste Assistance	4,273,108.83	1,406,281.95	292,386.11	5,387,004.67	44,322.93	5,431,327.60
20B Brownfield Redevelopment Trust Fund	.....	.....	.....	.....	.....	.....
20H Connecting Washington	433,694,075.60	32,437,738.31	175,685,764.41	290,446,049.50	42,805,415.82	333,251,465.32
20J Electric Vehicle	14,331,949.99	2,091,036.64	33,426.94	16,389,559.69	4,200.00	16,393,759.69
20M Puget Sound Taxpayer Accountability	1,212,090.92	1,257,362.60	.....	2,469,453.52	.....	2,469,453.52
20N Transportation Future Funding Program	6,014,051.43	16,056.27	.....	6,030,107.70	.....	6,030,107.70

# RECEIPTS & DISBURSEMENTS FOR TREASURY FUNDS

	July 1, 2023		July 2023		July 31, 2023						
	Beginning Book Balance		Plus Receipts	Less Disbursements	Ending Book Balance	Outstanding Warrants	Ending Cash Balance				
<b>SPECIAL REVENUE FUNDS (Continued)</b>											
20R Radioactive Mixed Waste	\$ 3,327,586.54	\$	(356,812.48)	\$	1,162,777.06	\$	1,807,997.00	\$	227,882.01	\$	2,035,879.01
20T PLIA Underground Storage Tank Revolving	31,297,779.00		86,257.67		55,149.69		31,328,886.98		3.92		31,328,890.90
215 Special Category C	22,284,312.00		262,019.21		8,895,415.83		13,650,915.38		2,527.50		13,653,442.88
216 Air Pollution Control	10,873,985.53		13,458.10		168,331.05		10,719,112.58		26,621.26		10,745,733.84
217 Oil Spill Prevention	10,096,242.41		169,677.25		590,570.38		9,675,349.28		720.99		9,676,070.27
218 Multimodal Transportation	373,978,065.91		22,638,779.68		33,627,386.13		362,989,459.46		2,278,458.20		365,267,917.66
21E Concealed Pistol License Renewal	532,767.67		(14,790.11)		3,203.29		514,774.27		.....		514,774.27
21H Wastewater Treatment Plant Operator Certification	423,017.32		(5,799.43)		24,064.33		393,153.56		96.50		393,250.06
21M Distracted Driving Prevention	37,614.26		572.66		.....		38,186.92		.....		38,186.92
21S Aquatic Invasive Species Management	440,457.13		120,118.91		208,719.55		351,856.49		2,101.50		353,957.99
21V Construction Registration Inspection	5,711,783.41		1,432,879.04		1,696,298.76		5,448,363.69		12,320.71		5,460,684.40
222 Freshwater Aquatic Weeds	1,495,228.97		95,139.66		26,522.81		1,563,845.82		3.00		1,563,848.82
223 State Oil Spill Response	4,823,050.78		109,827.17		9,134.89		4,923,743.06		.....		4,923,743.06
22J Abandoned Recreational Vehicle Disposal	2,390,948.58		202,796.76		85,646.88		2,508,098.46		37,586.00		2,545,684.46
22M Energy Efficiency	6,039,059.05		.....		18,685.06		6,020,373.99		70.33		6,020,444.32
22R Internet Consumer Access	.....		.....		.....		.....		.....		.....
22U Secure Drug Take-Back Program	374,043.40		.....		31,145.23		342,898.17		.....		342,898.17
22W Public Disclosure Transparency	7,786,734.33		11,002.50		56,030.90		7,741,705.93		25.00		7,741,730.93
234 Public Works Administration	9,902,251.78		678,979.08		673,080.70		9,908,150.16		15,499.98		9,923,650.14
235 Youth Tobacco & Vapor Product Prevention	1,783,832.80		108,811.71		50,327.94		1,842,316.57		3,525.00		1,845,841.57
237 Recreation Access Pass	3,290,308.40		428,562.41		545.00		3,718,325.81		825.00		3,719,150.81
23G Vulnerable Roadway User Education	21,148.92		459.48		.....		21,608.40		.....		21,608.40
23N Model Toxics Control Capital	235,024,895.44		1,493,786.72		4,749,962.29		231,768,719.87		19,406.59		231,788,126.46
23P Model Toxics Control Operating	80,558,232.59		6,259,270.12		23,856,223.61		62,961,279.10		1,123,854.66		64,085,133.76
23R Model Toxics Control Stormwater	79,858,094.85		(53,863.29)		3,638,606.84		76,165,624.72		16,886.38		76,182,511.10
23S Puget Sound Gateway Facility	3,611.56		9.65		.....		3,621.21		.....		3,621.21
23T Congestion Relief Traffic Safety	135,122.17		1,842.52		.....		136,964.69		.....		136,964.69
23V Voluntary Cleanup	864,317.04		19,506.31		11,343.60		872,479.75		5,450.00		877,929.75
23W Paint Product Stewardship	86,125.43		(431.06)		810.97		84,883.40		.....		84,883.40
24B Foundational Public Health Services	33,705,116.39		1,016,410.52		.....		34,721,526.91		.....		34,721,526.91
24J Workforce Education Investment	228,748,729.91		78,805,973.46		29,089,748.17		278,464,955.20		329,117.80		278,794,073.00
24K Agency Financial Transaction	2,980,235.64		854,267.77		2,537,962.35		1,296,541.06		377,767.38		1,674,308.44
24L Ambulance Transport	3,685,602.87		61,460.92		(1,274,244.04)		5,021,307.83		.....		5,021,307.83
24N Fish, Wildlife, and Conservation	25,330,030.54		3,168,810.93		15,458,334.29		13,040,507.18		508,441.98		13,548,949.16

# RECEIPTS & DISBURSEMENTS FOR TREASURY FUNDS

	July 1, 2023		July 2023		July 31, 2023		
	Beginning Book Balance	Plus Receipts	Less Disbursements	Ending Book Balance	Outstanding Warrants	Ending Cash Balance	
<b>SPECIAL REVENUE FUNDS (Continued)</b>							
24P Insurance Commissioner's Fraud	\$ 888,968.50	\$ 1,636,072.00	\$ 170,819.11	\$ 2,354,221.39	\$ 82.13	\$ 2,354,303.52	
24Q Cooper Jones Active Transportation Safety	1,483,794.17	.....	48,716.72	1,435,077.45	21,510.88	1,456,588.33	
24V Telebehavioral Health Access	520,948.65	37,198.09	148,026.61	410,120.13	.....	410,120.13	
25M State Health Care Affordability	35,000,000.00	55,000,000.00	25,000,000.00	65,000,000.00	.....	65,000,000.00	
25N Statewide 988 Behavioral Health Crisis Response & Suicide Prevention Line	40,034,311.93	3,931,097.53	1,574,346.40	42,391,063.06	.....	42,391,063.06	
25Q Clean Fuels Program	723,050.93	37,134.97	48,973.38	711,212.52	.....	711,212.52	
25T Refrigerant Emission Management	.....	(16.14)	9,554.88	(9,571.02)	.....	(9,571.02)	
25U Department of Licensing Wage Lien	317.00	.....	.....	317.00	.....	317.00	
25W Driver Licensing Technology Support	446,671.15	143,589.39	28,122.23	562,138.31	.....	562,138.31	
260 University of Washington Operating Fees	123.54	.....	108,599.52	(108,475.98)	.....	(108,475.98)	
262 Manufactured Home Installation Training	742,671.74	19,078.90	28,606.12	733,144.52	.....	733,144.52	
263 Community and Economic Development Fee	6,702,760.88	24,393.74	116,322.24	6,610,832.38	.....	6,610,832.38	
267 Recreation Resources	24,796,388.28	830,982.21	1,739,581.47	23,887,789.02	19,425.65	23,907,214.67	
268 Nonhighway and Off-Road Vehicle Activities (NOVA) Program	14,821,101.78	180,179.36	153,950.24	14,847,330.90	72.52	14,847,403.42	
269 Parks Renewal and Stewardship	36,679,837.84	9,131,892.08	11,377,807.75	34,433,922.17	560,160.93	34,994,083.10	
26A Carbon Emissions Reduction	58,123,000.00	.....	.....	58,123,000.00	.....	58,123,000.00	
26B Climate Investment	708,802,393.03	(675,346,451.24)	448,140.84	33,007,800.95	.....	33,007,800.95	
26C Climate Commitment	.....	506,421,047.90	160,022.49	506,261,025.41	.....	506,261,025.41	
26D Natural Climate Solutions	.....	168,807,027.46	18,941.80	168,788,085.66	824.18	168,788,909.84	
26E Air Quality and Health Disparities Improvement	40,000,000.00	.....	.....	40,000,000.00	.....	40,000,000.00	
26M Climate Active Transportation	12,289,429.62	27,936.82	114,059.23	12,203,307.21	.....	12,203,307.21	
26N Climate Transit Programs	23,435,802.59	73,364.55	11,313,792.74	12,195,374.40	191,869.99	12,387,244.39	
26P Move Ahead WA	1,172,195,561.08	11,459,268.27	30,013,849.29	1,153,640,980.06	166,263.90	1,153,807,243.96	
26Q Move Ahead WA Flexible	24,286,330.98	1,320,002.59	584,460.51	25,021,873.06	10.00	25,021,883.06	
26W Renewable Fuels Accelerator	.....	.....	.....	.....	.....	.....	
271 Washington State University Operating Fees	.....	.....	.....	.....	.....	.....	
275 Central Washington University Operating Fees	.....	.....	.....	.....	.....	.....	
277 State Agency Parking	324,259.55	20.00	80.00	324,199.55	.....	324,199.55	
27P Price Ceiling Unit Emission Reduction Investment	.....	.....	.....	.....	.....	.....	
27T Derelict Structure Removal	.....	.....	.....	.....	.....	.....	
27W OPIOID Abatement Settlement	.....	.....	.....	.....	.....	.....	
285 Growth Management Planning and Environmental Review	5,144,482.21	169,710.73	1,998,316.83	3,315,876.11	97,491.94	3,413,368.05	
28A State Hazard Mitigation Revolving Loan	.....	.....	.....	.....	.....	.....	

# RECEIPTS & DISBURSEMENTS FOR TREASURY FUNDS

	July 1, 2023		July 2023		July 31, 2023		
	Beginning Book Balance	Plus Receipts	Less Disbursements	Ending Book Balance	Outstanding Warrants	Ending Cash Balance	
<b>SPECIAL REVENUE FUNDS (Continued)</b>							
28F Clean Fuels Transportation Investment	\$ .....	\$ .....	\$ .....	\$ .....	\$ .....	\$ .....	
28G Covenant Homeownership	.....	.....	.....	.....	.....	.....	
28J Renewable Energy Local Benefit	.....	.....	.....	.....	.....	.....	
28M Land Bank	.....	.....	.....	.....	.....	.....	
296 Columbia River Basin Water Supply Rev Recovery	7,219,455.29	37,473.68	16,123.78	7,240,805.19	.....	7,240,805.19	
315 Dedicated Marijuana	13,789,392.38	38,089,708.35	2,707,228.68	49,171,872.05	20,633.03	49,192,505.08	
319 Public Health Supplemental	2,531,300.26	107,964.52	58,100.86	2,581,163.92	.....	2,581,163.92	
404 State Treasurer's Service	73,701,042.19	3,510,885.53	1,057,650.61	76,154,277.11	4,794.92	76,159,072.03	
408 Coastal Protection	2,342,241.14	18,552.65	4,751.07	2,356,042.72	.....	2,356,042.72	
441 Local Government Archives	2,607,515.54	601,084.24	529,236.92	2,679,362.86	2,862.13	2,682,224.99	
500 Perpetual Surveillance and Maintenance	49,888,883.09	134,228.89	2,183.44	50,020,928.54	1,023.00	50,021,951.54	
507 Oyster Reserve Land	460,706.37	62,289.37	36,507.19	486,488.55	1,204.13	487,692.68	
511 Tacoma Narrows Toll Bridge	40,431,929.91	(5,229,937.03)	(1,984,206.97)	37,186,199.85	4,945.45	37,191,145.30	
513 Derelict Vessel Removal	2,402,809.21	1,122,556.87	521,950.14	3,003,415.94	53,941.69	3,057,357.63	
532 Washington Housing Trust Fund	37,035,113.17	1,047,325.37	2,469,389.98	35,613,048.56	847.88	35,613,896.44	
535 Alaskan Way Viaduct Replacement Project	98,385,679.75	269,141.47	(428,366.49)	99,083,187.71	158,076.74	99,241,264.45	
549 Election	6,958,518.59	18,703.44	46,705.37	6,930,516.66	.....	6,930,516.66	
550 Transportation 2003	12,083,502.87	2,038,205.51	278,149.30	13,843,559.08	3,782.75	13,847,341.83	
562 Skilled Nursing Facility Safety Net Trust	4,876,164.64	6,506.65	(3,711,195.99)	8,593,867.28	.....	8,593,867.28	
564 Water Pollution Control Revolving Administration	9,031,826.52	(5,801,540.91)	209,682.86	3,020,602.75	.....	3,020,602.75	
565 Yakima Integrated Plan Implementation Revenue Recovery	.....	.....	.....	.....	.....	.....	
566 Community Forest Trust	282,711.89	754.82	(4,663.37)	288,130.08	.....	288,130.08	
571 Multiuse Roadway Safety	1,304,319.18	31,768.10	24.00	1,336,063.28	12.00	1,336,075.28	
595 I-405 and SR-167 Express Toll Lanes	362,161,529.03	963,387.94	294,768.33	362,830,148.64	422,116.30	363,252,264.94	
600 Department of Retirement Systems Expense	26,060,540.79	4,730,075.85	5,739,961.46	25,050,655.18	218,838.84	25,269,494.02	
689 Rural Washington Loan	1,214,535.93	3,242.56	.....	1,217,778.49	.....	1,217,778.49	
727 Water Pollution Control Revolving	360,697,119.10	9,757,162.47	74,546,340.55	295,907,941.02	390,634.03	296,298,575.05	
733 Capitol Campus Reserve	.....	.....	.....	.....	.....	.....	
777 Prostitution Prevention and Intervention	128,139.86	1,176.88	39,234.63	90,082.11	.....	90,082.11	
785 State Educational Trust Fund	4,074,477.64	111,536.96	173,257.00	4,012,757.60	.....	4,012,757.60	
818 Youth Athletic Facility	43,597,980.45	116,413.37	2,150.00	43,712,243.82	.....	43,712,243.82	
825 Tobacco Settlement	.....	.....	.....	.....	.....	.....	
844 Money-Purchase Retirement Savings Administrative	.....	17.66	.....	17.66	.....	17.66	

# RECEIPTS & DISBURSEMENTS FOR TREASURY FUNDS

		July 1, 2023		July 2023		July 31, 2023	
		Beginning Book Balance	Plus Receipts	Less Disbursements	Ending Book Balance	Outstanding Warrants	Ending Cash Balance
<b>SPECIAL REVENUE FUNDS (Continued)</b>							
851	Developmental Disabilities Community Services	\$ 39,154,344.57	\$ 1,522,295.67	\$ 3,421,841.52	\$ 37,254,798.72	\$ 301,250.00	\$ 37,556,048.72
874	OASI Revolving	264,474.62	19,391.88	17,282.84	266,583.66	8.25	266,591.91
887	Public Facilities Construction Loan Revolving	36,441,090.74	1,897,544.46	35,249.44	38,303,385.76	105.81	38,303,491.57
888	Deferred Compensation Administrative	2,572,910.97	1,724,872.03	1,076,229.93	3,221,553.07	61.05	3,221,614.12
893	Radiation Perpetual Maintenance	368,255.34	983.17	.....	369,238.51	.....	369,238.51
<b>TOTAL SPECIAL REVENUE FUNDS</b>		<b>\$ 7,578,321,635.86</b>	<b>\$ 1,192,485,907.70</b>	<b>\$ 270,934,702.15</b>	<b>\$ 8,499,872,841.41</b>	<b>\$ 79,142,166.11</b>	<b>\$ 8,579,015,007.52</b>
<b>DEBT SERVICE FUNDS</b>							
303	Highway Bond Retirement	\$ 295,620,668.13	\$ 60,580,864.94	\$ 211,627,112.49	\$ 144,574,420.58	\$ .....	\$ 144,574,420.58
304	Ferry Bond Retirement	12,619,578.31	(11,351,082.68)	1,618,500.00	(350,004.37)	.....	(350,004.37)
305	Transportation Improvement Board Bond Retirement	8,151,490.16	490,571.35	1,503,500.00	7,138,561.51	.....	7,138,561.51
347	Washington State University Bond Retirement	49,536,039.11	185,965.80	(1,451,762.33)	51,173,767.24	.....	51,173,767.24
348	University of Washington Bond Retirement	6,689,673.02	52,398.35	1,264,114.68	5,477,956.69	.....	5,477,956.69
380	Debt-Limit General Fund Bond Retirement	59,993.64	.....	.....	59,993.64	.....	59,993.64
381	Debt-Limit Reimbursable Bond Retirement	.....	56,512.50	56,512.50	.....	.....	.....
382	Nondebt-Limit General Fund Bond Retirement	.....	.....	.....	.....	.....	.....
383	Nondebt-Limit Reimbursable Bond Retirement	5,388.86	17,753,987.50	17,753,987.50	5,388.86	.....	5,388.86
384	Nondebt-Limit Proprietary Appropriated Bond Retirement	.....	.....	.....	.....	.....	.....
385	Nondebt-Limit Proprietary Nonappropriated Bond Retirement	.....	.....	.....	.....	.....	.....
386	Nondebt-Limit Revenue Bond Retirement	.....	.....	.....	.....	.....	.....
389	Toll Facility Bond Retirement	5,547,066.27	3,845,710.47	.....	9,392,776.74	.....	9,392,776.74
<b>TOTAL DEBT SERVICE FUNDS</b>		<b>\$ 378,229,897.50</b>	<b>\$ 71,614,928.23</b>	<b>\$ 232,371,964.84</b>	<b>\$ 217,472,860.89</b>	<b>\$ .....</b>	<b>\$ 217,472,860.89</b>
<b>CAPITAL PROJECTS FUNDS</b>							
036	Capitol Building Construction	\$ 10,059,028.63	\$ (3,182,653.05)	\$ (267,945.04)	\$ 7,144,320.62	\$ .....	\$ 7,144,320.62
057	State Building Construction	183,394,314.56	928,329.50	113,782,092.05	70,540,552.01	2,183,999.25	72,724,551.26
060	Community and Technical College Capital Projects	11,572,122.23	1,774,815.08	8,088,225.52	5,258,711.79	.....	5,258,711.79
061	Eastern Washington University Capital Projects	6,352,433.73	23,991.34	82,729.02	6,293,696.05	.....	6,293,696.05
062	Washington State University Building	12,184,492.80	(17,720.63)	.....	12,166,772.17	.....	12,166,772.17
063	Central Washington University Capital Projects	4,912,467.42	14,474.34	(128,573.03)	5,055,514.79	.....	5,055,514.79
064	University of Washington Building	19,887,442.72	26,746.95	2,342,620.74	17,571,568.93	.....	17,571,568.93

# RECEIPTS & DISBURSEMENTS FOR TREASURY FUNDS

	July 1, 2023		July 2023		July 31, 2023		
	Beginning Book Balance		Plus Receipts	Less Disbursements	Ending Book Balance	Outstanding Warrants	Ending Cash Balance
<b>CAPITAL PROJECTS FUNDS (Continued)</b>							
065 Western Washington University Capital Projects	\$ 8,918,730.05	\$	24,711.10	\$ 733,664.02	\$ 8,209,777.13	\$ .....	\$ 8,209,777.13
066 The Evergreen State College Capital Projects	4,192,595.40		11,428.14	47,328.04	4,156,695.50	.....	4,156,695.50
075 State Social and Health Services Construction	9,396.39		.....	.....	9,396.39	.....	9,396.39
18B Columbia River Basin Tax Bond Water Supply Development	1,284,862.93		3,430.32	.....	1,288,293.25	.....	1,288,293.25
245 Public Safety Reimbursable Bond	4.12		.....	.....	4.12	.....	4.12
246 Community and Technical College Forest Reserve	5,159,673.97		.....	.....	5,159,673.97	.....	5,159,673.97
289 Thurston County Capital Facilities	6,138,429.89		329,437.06	390,913.26	6,076,953.69	8,210.00	6,085,163.69
357 Gardner-Evans Higher Education Construction	45,698.05		.....	.....	45,698.05	.....	45,698.05
364 Military Department Capital	4,014,450.02		.....	.....	4,014,450.02	.....	4,014,450.02
367 Chehalis Basin Taxable	.....		.....	.....	.....	.....	.....
373 Coronavirus Capital Projects	(7,891,444.15)		.....	53,142.00	(7,944,586.15)	53.13	(7,944,533.02)
<b>TOTAL CAPITAL PROJECTS FUNDS</b>	<b>\$ 270,234,698.76</b>	<b>\$</b>	<b>(63,009.85)</b>	<b>\$ 125,124,196.58</b>	<b>\$ 145,047,492.33</b>	<b>\$ 2,192,262.38</b>	<b>\$ 147,239,754.71</b>
<b>PERMANENT FUNDS</b>							
04B Natural Resources Real Property Replacement	\$ 18,323,098.29	\$	348,919.85	\$ (495,000.00)	\$ 19,167,018.14	\$ .....	\$ 19,167,018.14
601 Agricultural Permanent	698,537.80		653,249.43	1,297,249.17	54,538.06	.....	54,538.06
603 Millersylvania Park Trust	5,907.69		15.77	.....	5,923.46	.....	5,923.46
604 Normal School Permanent	113,486.32		731,742.41	646,220.24	199,008.49	.....	199,008.49
605 Permanent Common School	57,140.01		564,065.30	505,520.76	115,684.55	.....	115,684.55
606 Scientific Permanent	457,337.22		760,608.22	1,054,365.43	163,580.01	.....	163,580.01
607 State University Permanent	284,598.45		100,188.69	26,219.34	358,567.80	.....	358,567.80
<b>TOTAL PERMANENT FUNDS</b>	<b>\$ 19,940,105.78</b>	<b>\$</b>	<b>3,158,789.67</b>	<b>\$ 3,034,574.94</b>	<b>\$ 20,064,320.51</b>	<b>\$ .....</b>	<b>\$ 20,064,320.51</b>
<b>ENTERPRISE FUNDS</b>							
401 Correctional Industries	\$ 1,015,910.93	\$	18,215,353.80	\$ 16,270,326.01	\$ 2,960,938.72	\$ 2,011,338.17	\$ 4,972,276.89
407 Secretary of State's Revolving	10,440,938.70		919,992.15	988,071.76	10,372,859.09	103,700.30	10,476,559.39
418 State Health Care Authority Administrative	1,397,317.05		1,612,406.16	1,843,623.18	1,166,100.03	556.60	1,166,656.63
492 School Employees' Insurance Administrative	1,096,663.61		1,162,106.11	1,351,518.95	907,250.77	216.15	907,466.92
578 Lottery Administrative	1,540,109.15		1,501,425.00	1,917,810.77	1,123,723.38	10,614.31	1,134,337.69
608 Accident	161,587.28		224,602,062.48	184,807,588.96	39,956,060.80	10,563,296.85	50,519,357.65
609 Medical Aid	7,645,095.34		181,909,459.92	125,488,045.70	64,066,509.56	6,541,021.54	70,607,531.10
610 Accident Reserve	14,054,591.65		53,181,726.26	67,072,123.72	164,194.19	2,328,052.11	2,492,246.30



# RECEIPTS & DISBURSEMENTS FOR TREASURY FUNDS

	July 1, 2023		July 2023		July 31, 2023		
	Beginning Book Balance	Plus Receipts	Less Disbursements	Ending Book Balance	Outstanding Warrants	Ending Cash Balance	
<b>ENTERPRISE FUNDS (Continued)</b>							
881 Supplemental Pension	\$ 1,702,588.54	\$ 174,944,931.95	\$ 116,054,644.23	\$ 60,592,876.26	\$ 3,106,012.10	\$ 63,698,888.36	
883 Second Injury	84,749,354.03	459,389.95	117,703.93	85,091,040.05	13,872.33	85,104,912.38	
<b>TOTAL ENTERPRISE FUNDS</b>	<b>\$ 123,804,156.28</b>	<b>\$ 658,508,853.78</b>	<b>\$ 515,911,457.21</b>	<b>\$ 266,401,552.85</b>	<b>\$ 24,678,680.46</b>	<b>\$ 291,080,233.31</b>	
<b>INTERNAL SERVICE FUNDS</b>							
006 Public Records Efficiency, Preservation & Access	\$ 1,343,346.96	\$ 772,486.17	\$ 691,727.65	\$ 1,424,105.48	\$ 74,782.68	\$ 1,498,888.16	
405 Legal Services Revolving	28,456,434.68	17,226,668.46	24,110,042.11	21,573,061.03	276,141.30	21,849,202.33	
410 Transportation Equipment	34,438,294.18	1,933,495.88	(2,609,589.42)	38,981,379.48	13,675.41	38,995,054.89	
415 Personnel Service	16,614,985.62	306,041.36	1,084,777.17	15,836,249.81	9,106.44	15,845,356.25	
455 Higher Education Personnel Service	930,789.80	31,441.72	104,344.20	857,887.32	130.61	858,017.93	
462 Government Central Service	.....	.....	130,935.08	(130,935.08)	.....	(130,935.08)	
468 OFM Central Service	4,409,293.01	302,850.42	1,058,577.89	3,653,565.54	27,468.29	3,681,033.83	
483 Auditing Services Revolving	201,795.02	962,645.83	891,294.53	273,146.32	2,238.36	275,384.68	
484 Administrative Hearings Revolving	15,649,240.62	1,970,225.88	3,363,804.61	14,255,661.89	17,920.68	14,273,582.57	
<b>TOTAL INTERNAL SERVICE FUNDS</b>	<b>\$ 102,044,179.89</b>	<b>\$ 23,505,855.72</b>	<b>\$ 28,825,913.82</b>	<b>\$ 96,724,121.79</b>	<b>\$ 421,463.77</b>	<b>\$ 97,145,585.56</b>	
<b>PENSION TRUST FUNDS</b>							
614 Volunteer Firefighters' Relief and Pension Principal Fund	\$ 395,078.97	\$ 1,105,557.20	\$ 1,159,352.08	\$ 341,284.09	\$ 75,766.36	\$ 417,050.45	
615 State Patrol - Plan 1	962,895.34	8,382,701.90	8,275,695.71	1,069,901.53	63,019.92	1,132,921.45	
616 Judges' Retirement	1,440,765.74	78,890.68	18,396.57	1,501,259.85	.....	1,501,259.85	
624 Reserve Officer's Relief/Pension Principal Fund	.....	624.83	624.83	.....	.....	.....	
630 State Patrol - Plan 2	531,496.49	3,003,122.55	3,016,589.24	518,029.80	7,000.00	525,029.80	
631 Public Employees' Retirement System Plan 1	8,276,604.04	158,506,527.14	158,096,183.56	8,686,947.62	910,903.81	9,597,851.43	
632 Teachers' Retirement System Plan 1	6,211,747.30	119,134,293.07	118,856,322.80	6,489,717.57	1,139,578.26	7,629,295.83	
633 School Employees' Retirement System Combined Plan 2 & 3	7,154,181.26	80,359,636.88	77,762,135.21	9,751,682.93	561,819.25	10,313,502.18	
635 Public Safety Employees Retirement System Plan 2	584,456.95	13,665,417.56	13,852,563.70	397,310.81	50,226.21	447,537.02	
641 Public Employees' Retirement System Combined Plan 2 & 3	19,782,836.50	392,690,059.55	393,711,390.19	18,761,505.86	2,572,889.17	21,334,395.03	
642 Teachers' Retirement System Combined Plan 2 and 3	23,802,638.46	242,426,716.67	236,361,997.67	29,867,357.46	570,025.76	30,437,383.22	
661 Higher Ed Retirement Plan Supplemental Benefit-UW	55.61	679,381.18	679,376.13	60.66	.....	60.66	
662 Higher Ed Retirement Plan Supplemental Benefit -WSU	.....	74,725.49	74,725.49	.....	.....	.....	

# RECEIPTS & DISBURSEMENTS FOR TREASURY FUNDS

	July 1, 2023		July 2023		July 31, 2023		
	Beginning Book Balance		Plus Receipts	Less Disbursements	Ending Book Balance	Outstanding Warrants	Ending Cash Balance
<b>PENSION TRUST FUNDS (Continued)</b>							
663 Higher Ed Retirement Plan Supplemental Benefit-EWU	\$ 7,968.69		\$ 13,404.59	\$ 14,651.30	\$ 6,721.98		\$ 6,721.98
664 Higher Ed Retirement Plan Supplemental Benefit-CWU			10,544.03	10,544.03			
665 Higher Ed Retirement Plan Supplemental Benefit-TESC			3,538.80	3,538.80			
667 Higher Ed Retirement Plan Supplemental Benefit-WWU	11,453.75		22,956.01	34,409.76			
668 Higher Ed Retirement Plan Supplemental Benefit-SBCTC			60,067.16	60,067.16			
722 Deferred Compensation Principal	5,425,105.31		68,913,749.88	68,503,334.07	5,835,521.12	160.27	5,835,681.39
729 Judicial Retirement Principal	11,344.12		65,168.34	65,130.36	11,382.10		11,382.10
819 LEOFF Plan 1 Retirement	2,910,271.26		33,840,246.32	33,785,480.25	2,965,037.33	472,546.10	3,437,583.43
829 LEOFF Plan 2 Retirement	5,131,294.19		93,519,477.79	91,476,914.26	7,173,857.72	321,748.47	7,495,606.19
882 Washington Judicial Retirement System	9,073,618.13		1,610,965.99	543,245.91	10,141,338.21		10,141,338.21
<b>TOTAL PENSION TRUST FUNDS</b>	<b>\$ 91,713,812.11</b>		<b>\$ 1,218,167,773.61</b>	<b>\$ 1,206,362,669.08</b>	<b>\$ 103,518,916.64</b>	<b>\$ 6,745,683.58</b>	<b>\$ 110,264,600.22</b>
<b>CUSTODIAL FUNDS</b>							
01P Suspense	\$ 48,771,512.30		\$ 2,892,354,154.67	\$ 2,878,688,458.74	\$ 62,437,208.23	\$ 85,754.01	\$ 62,522,962.24
01R Undistributed Receipts	32,548.80				32,548.80		32,548.80
01T Local Leasehold Excise Tax	233,613.42			(1,661,480.77)	1,895,094.19		1,895,094.19
034 Local Sales and Use Tax							
035 State Payroll Revolving	37,200,354.91		801,395,763.24	817,402,761.84	21,193,356.31	2,113,358.17	23,306,714.48
768 Local Real Estate Excise Tax							
795 State Investment Board Commingled Monthly Bond			1,468.79	1,468.79			
865 State Investment Board Commingled Trust			947,952.00	947,952.00			
877 OASI Contribution							
<b>TOTAL CUSTODIAL FUNDS</b>	<b>\$ 86,238,029.43</b>		<b>\$ 3,694,699,338.70</b>	<b>\$ 3,695,379,160.60</b>	<b>\$ 85,558,207.53</b>	<b>\$ 2,199,112.18</b>	<b>\$ 87,757,319.71</b>
<b>TOTAL TREASURY FUNDS</b>	<b>\$ 18,144,503,151.42</b>		<b>\$ 11,486,291,589.89</b>	<b>\$ 13,350,867,807.83</b>	<b>\$ 16,279,926,933.48</b>	<b>\$ 183,371,940.27</b>	<b>\$ 16,463,298,873.75</b>

# RECEIPTS & DISBURSEMENTS FOR TREASURER'S TRUST FUNDS

	July 1, 2023		July 2023		July 31, 2023			
	Beginning Book Balance		Plus Receipts	Less Disbursements	Ending Book Balance	Outstanding Warrants	Ending Cash Balance	
<b>GENERAL FUND</b>								
06N Local Tax Administration	\$	.....	\$	.....	\$	.....	\$	.....
07F Commercial Fisheries Buyback		.....		.....		.....		.....
08B Foster Care Endowed Scholarship Trust		16,826.12		44.92		16,871.04		16,871.04
08E Individual Development Account Program		2,105.34		5.62		2,110.96		2,110.96
08N State Financial Aid		60,009,203.58		39,216.11	16,868,977.49	43,179,442.20	17,762.48	43,197,204.68
08T Transportation Innovative Partnership		.....		.....		.....		.....
11M Poet Laureate		115.55		.....		115.55		115.55
11R Hospital Infection Control Grant		.....		.....		.....		.....
12L Outdoor Education and Recreation Prog		2,647,685.60		2,250,000.00	1,031,996.06	3,865,689.54		3,865,689.54
12P Geoduck Aquaculture Research		.....		.....		.....		.....
131 Fair		542,319.18		3,501,453.85	4,035.75	4,039,737.28	80.26	4,039,817.54
14N Legislative Oral History		26,900.20		239.00		27,139.20		27,139.20
14P Skeletal Human Remains Assistance		161,899.46		.....		161,899.46		161,899.46
15B Food Animal Vet Scholarship		.....		.....		.....		.....
15N Business Assistance		.....		.....		.....		.....
16F Washington State Flag		.....		.....		.....		.....
16K Mortgage Recovery		.....		.....		.....		.....
16R Multiagency Permitting Team		100,456.49		268.20		100,724.69		100,724.69
17R Aerospace Training Student Loan		214,013.16		1,235.64	4,445.24	210,803.56		210,803.56
18C Native Education Public-Private Partnership		.....		.....		.....		.....
18F High School Completion		.....		.....		.....		.....
18G Opportunity Scholarship Match Transfer		9,738,000.00		.....		9,738,000.00		9,738,000.00
18K 24/7 Sobriety		24,563.22		294.62		24,857.84		24,857.84
18V Science, Technology, Engineering and Math Education Lighthouse		.....		.....		.....		.....
19J Universal Communications Services		176,266.06		5,000,000.00	10,736.49	5,165,529.57		5,165,529.57
20L Early Start		135,152.79		.....	4,655.00	130,497.79		130,497.79
21J Gina Grant Bull Memorial Legislative Page Scholarship		52,841.89		141.07		52,982.96		52,982.96
21L Low-Income Home Rehabilitation		257,778.99		688.22		258,467.21		258,467.21
21T Suicide-Safer Homes Project		25,000.01		.....		25,000.01		25,000.01
22A State Agency Office Relocation Pool		4,294,186.20		.....		4,294,186.20		4,294,186.20
22B Highway Worker Memorial Scholarship		.....		.....		.....		.....
22S Landlord Mitigation Program		3,903,639.08		8,322,194.71	20,970.01	12,204,863.78	10,303.20	12,215,166.98
22V Medical Student Loan		1,247,479.24		.....		1,247,479.24		1,247,479.24

# RECEIPTS & DISBURSEMENTS FOR TREASURER'S TRUST FUNDS

	July 1, 2023		July 2023		July 31, 2023		
	Beginning Book Balance		Plus Receipts	Less Disbursements	Ending Book Balance	Outstanding Warrants	Ending Cash Balance
<b>GENERAL FUND (Continued)</b>							
23B Rural Jobs Program Match Transfer	\$ 199,895.86	\$	.....	\$	\$ 199,895.86	\$	\$ 199,895.86
23E Washington History Day	109,766.90		293.06	.....	110,059.96	.....	110,059.96
23F Open Educational Resources	.....		.....	.....	.....	.....	.....
23L Indian Health Improvement Reinvestment	336,522.69		730,436.87	31,472.68	1,035,486.88	.....	1,035,486.88
24A Behavioral Health Loan Repayment Program	2,511,023.45		10,041,729.02	207,440.76	12,345,311.71	18,653.85	12,363,965.56
24F Veterans Service Officer	.....		.....	.....	.....	.....	.....
24W Undocumented Student Support Loan Match	.....		.....	.....	.....	.....	.....
25B Unemployment Insurance Relief	30,284.75		.....	.....	30,284.75	.....	30,284.75
25E Rosa Franklin Legislative Internship Program Scholarship	80.49		0.34	.....	80.83	.....	80.83
25J Department of Transportation Purple Heart State	.....		.....	.....	.....	.....	.....
25K Department of Veterans' Affairs Purple Heart State	1,050.00		.....	.....	1,050.00	.....	1,050.00
25L Military Department Purple Heart State	.....		.....	.....	.....	.....	.....
26F Billy Frank Jr. National Statuary Hall Collection	85,977.94		.....	.....	85,977.94	.....	85,977.94
26T Washington Student Loan	172,800,603.18		(39,538,658.17)	20,000,000.00	113,261,945.01	.....	113,261,945.01
27E Equitable Access to Credit Program	.....		.....	.....	.....	.....	.....
27H Veterans & Military Members Suicide Prevention	7,463.00		590.00	.....	8,053.00	.....	8,053.00
27M WA State Global War on Terror Memorial	3,650.00		.....	.....	3,650.00	.....	3,650.00
28B Employee Ownership Revolving Loan Program	.....		.....	.....	.....	.....	.....
290 Savings Incentive	2,800,093.39		.....	.....	2,800,093.39	.....	2,800,093.39
447 Information Technology Investment Revolving	30,515,271.98		26,194,378.47	1,672,643.21	55,037,007.24	.....	55,037,007.24
490 Regional Transportation Investment District	.....		.....	.....	.....	.....	.....
514 Agricultural Conservation Easements	.....		.....	.....	.....	.....	.....
534 Washington Graduate Fellowship Trust	489.80		.....	.....	489.80	.....	489.80
551 Washington Youth and Families	124,634.31		.....	.....	124,634.31	.....	124,634.31
552 Conservation Assistance Revolving	463,714.45		.....	.....	463,714.45	.....	463,714.45
653 Washington Distinguished Professorship Trust	.....		.....	.....	.....	.....	.....
703 COVID-19 Unemployment	.....		.....	.....	.....	.....	.....
704 COVID-19 Public Health Response	467,794,694.02		5,034,101.63	16,072,818.06	456,755,977.59	41,761.59	456,797,739.18
708 Salary/Insurance Contribution Increase Revolving	272,537.70		(1,625.75)	97,364.00	173,547.95	.....	173,547.95
743 College Faculty Awards Trust	186.14		.....	.....	186.14	.....	186.14
747 Health Professional Loan Repayment & Scholarship Program	21,189,457.79		10,012,227.01	576,660.75	30,625,024.05	45,432.45	30,670,456.50
748 WA Career and College Pathways Innov Challenge	3,831,255.06		10,011,108.03	303,174.08	13,539,189.01	.....	13,539,189.01

# RECEIPTS & DISBURSEMENTS FOR TREASURER'S TRUST FUNDS

		July 1, 2023		July 2023		July 31, 2023	
		Beginning Book Balance	Plus Receipts	Less Disbursements	Ending Book Balance	Outstanding Warrants	Ending Cash Balance
<b>GENERAL FUND (Continued)</b>							
781	Cross-State Trail	\$ 473.10	\$ .....	\$ .....	\$ 473.10	\$ .....	\$ 473.10
793	Health Insurance Pool	.....	.....	.....	.....	.....	.....
835	Four Year Student Child Care in Higher Education	34,734.21	.....	27,023.64	7,710.57	4,562.14	12,272.71
<b>TOTAL GENERAL FUND</b>		<b>\$ 786,690,292.37</b>	<b>\$ 41,600,362.47</b>	<b>\$ 56,934,413.22</b>	<b>\$ 771,356,241.62</b>	<b>\$ 138,555.97</b>	<b>\$ 771,494,797.59</b>
<b>SPECIAL REVENUE FUNDS</b>							
01F	Crime Victims' Compensation	\$ 3,770,887.20	\$ 109,129.58	\$ 940,000.00	\$ 2,940,016.78	\$ .....	\$ 2,940,016.78
03K	Industrial Insurance Premium Refund	7,553,929.18	36,636.82	100,561.93	7,490,004.07	2,450.26	7,492,454.33
04F	Real Estate Education Program	601,619.61	5,223.85	7,422.66	599,420.80	1,160.92	600,581.72
06H	Oral History, State Library, and Archives	509,617.40	63,803.00	23,121.05	550,299.35	.....	550,299.35
06J	Securities Prosecution	686,201.21	8,500.00	.....	694,701.21	.....	694,701.21
07A	Mortgage Lending Fraud Prosecution	238,860.49	16,294.35	.....	255,154.84	.....	255,154.84
07B	Organ and Tissue Donation Awareness	44,985.48	56,975.13	.....	101,960.61	.....	101,960.61
07E	Contract Harvesting Revolving	7,502,697.03	19,713.71	(1,793,795.43)	9,316,206.17	65,170.00	9,381,376.17
07J	"Helping Kids Speak"	3,558.34	2,044.00	2,576.00	3,026.34	.....	3,026.34
07K	Special License Plate Applicant Trust	12,206.00	.....	.....	12,206.00	.....	12,206.00
07L	Legislative International Trade	1,160.09	.....	.....	1,160.09	.....	1,160.09
07N	Produce Railcar Pool	51.99	0.14	.....	52.13	.....	52.13
07T	Commemorative Works	3,559.10	9.51	.....	3,568.61	.....	3,568.61
07V	Fish and Wildlife Enforcement Reward	227,501.88	11,685.69	4,384.47	234,803.10	.....	234,803.10
08C	Gonzaga University Alumni Association	6,555.37	4,683.03	4,582.67	6,655.73	.....	6,655.73
08F	Lighthouse Environmental Programs	12,326.98	7,919.35	7,380.34	12,865.99	.....	12,865.99
08G	Flexible Spending Administrative	2,358,833.26	83,400.00	80,249.80	2,361,983.46	.....	2,361,983.46
08J	Prescription Drug Consortium	63,028.39	4,128.33	.....	67,156.72	.....	67,156.72
08L	"Ski & Ride Washington"	6,934.89	2,828.00	3,248.00	6,514.89	3,248.00	9,762.89
08P	State Parks Education and Enhancement	333,601.54	16,046.34	8,406.56	341,241.32	.....	341,241.32
08V	Veterans Stewardship	1,195,276.51	66,299.79	61,016.04	1,200,560.26	7,493.90	1,208,054.16
08W	"Washington's National Park Fund"	33,501.93	29,743.06	29,255.36	33,989.63	.....	33,989.63
098	Eastern Washington Pheasant Enhancement	256,205.94	8,699.29	32,392.17	232,513.06	148.92	232,661.98
09A	We Love Our Pets	12,423.81	5,188.12	4,831.24	12,780.69	.....	12,780.69
09B	Boating Safety Education Certification	843,193.19	31,120.00	24,839.30	849,473.89	1,880.00	851,353.89
09J	Washington Coastal Crab Pot Buoy Tag	200,327.86	.....	1,421.42	198,906.44	.....	198,906.44
09K	Life Sciences Discovery	1,645,718.34	4,393.73	.....	1,650,112.07	.....	1,650,112.07
09L	Nursing Resource Center	503,027.31	60,221.00	461.91	562,786.40	10.00	562,796.40

# RECEIPTS & DISBURSEMENTS FOR TREASURER'S TRUST FUNDS

		July 1, 2023	July 2023			July 31, 2023	
		Beginning Book Balance	Plus Receipts	Less Disbursements	Ending Book Balance	Outstanding Warrants	Ending Cash Balance
<b>SPECIAL REVENUE FUNDS (Continued)</b>							
10F	"Share the Road"	\$ 17,146.71	\$ 6,806.35	\$ 6,440.00	\$ 17,513.06	\$ .....	\$ 17,513.06
11A	Employment Training Finance	448,771.47	4,540.09	.....	453,311.56	.....	453,311.56
11J	Electronic Products Recycling	1,069,825.77	(6,269.20)	18,267.73	1,045,288.84	.....	1,045,288.84
11P	Large On-Site Sewage Systems	.....	.....	.....	.....	.....	.....
11V	Veteran Estate Management	45,876.80	29,818.38	38,185.36	37,509.82	494.66	38,004.48
126	Agricultural Local	31,869,592.64	3,457,351.49	2,584,822.71	32,742,121.42	56,872.71	32,798,994.13
128	Grain Inspection Revolving	244,430.75	606,246.27	785,420.19	65,256.83	1,079.88	66,336.71
12E	Assisted Living Facility Management	653,481.15	.....	(8,512.04)	661,993.19	.....	661,993.19
12F	Manufactured/Mobile Home Dispute Resol	2,421,581.69	14,024.28	58,203.34	2,377,402.63	.....	2,377,402.63
12G	Rockfish Research	541,159.95	38,207.70	55,499.57	523,868.08	1.88	523,869.96
12H	Uniformed Service Shared Leave Pool	1,035,300.26	.....	1,870.53	1,033,429.73	.....	1,033,429.73
12N	Get Ready For Math & Science Schlarshp	278,978.46	780.16	.....	279,758.62	.....	279,758.62
133	Children's Trust	470,612.28	4,632.39	13,981.80	461,262.87	120.00	461,382.87
14E	Washington State Library Operations	6,049,077.87	697,790.69	671,746.17	6,075,122.39	3,645.68	6,078,768.07
14W	Reduced Cigarette Ignition Propensity	791,736.53	2,162.15	7,518.22	786,380.46	12,499.76	798,880.22
15A	Transitional Housing Oper & Rent	0.41	.....	.....	0.41	.....	0.41
15T	Broadband Mapping	.....	.....	.....	.....	.....	.....
15V	Funeral and Cemetery	364,445.63	38,128.65	113,166.85	289,407.43	578.26	289,985.69
15W	Guaranteed Asset Protection Waiver	19,750.00	.....	.....	19,750.00	.....	19,750.00
163	Worker and Community Right to Know	3,047,963.04	144,553.62	290,755.66	2,901,761.00	29,122.64	2,930,883.64
169	Horse Racing Commission Operating	963,717.82	1,378,258.34	186,950.15	2,155,026.01	106.00	2,155,132.01
16B	Landscape Architects' License	392,094.19	29,179.10	27,355.81	393,917.48	179.15	394,096.63
16E	Spec Forest Products Outreach/Education	76,206.36	166.65	.....	76,373.01	.....	76,373.01
16G	Universal Vaccine Purchase	12,999,032.94	8,866,193.59	406,336.08	21,458,890.45	.....	21,458,890.45
16L	Accessible Communities	939,679.81	21,801.74	412.04	961,069.51	.....	961,069.51
16N	Disabled Veterans Assistance	.....	.....	.....	.....	.....	.....
16T	Product Stewardship Programs	319,532.79	(681.88)	1,810.07	317,040.84	.....	317,040.84
17L	Foreclosure Fairness	1,699,498.33	27,165.75	30,512.25	1,696,151.83	.....	1,696,151.83
17M	Individual-Based/Portable Background Check Clearance	955,207.87	.....	1,012.82	954,195.05	.....	954,195.05
17V	Volunteer Firefighters	5,959.34	2,753.35	3,024.01	5,688.68	.....	5,688.68
180	Local Government Administrative Hearings	199,008.94	.....	11,888.00	187,120.94	.....	187,120.94
189	Clarke-McNary	.....	.....	.....	.....	.....	.....
18A	Investing In Innovation	.....	.....	.....	.....	.....	.....
18E	Educator Certification Processing	6,186,713.60	402,749.25	184,359.50	6,405,103.35	1,382.68	6,406,486.03

# RECEIPTS & DISBURSEMENTS FOR TREASURER'S TRUST FUNDS

	July 1, 2023		July 2023		July 31, 2023		
	Beginning Book Balance		Plus Receipts	Less Disbursements	Ending Book Balance	Outstanding Warrants	Ending Cash Balance
<b>SPECIAL REVENUE FUNDS (Continued)</b>							
18M Music Matters Awareness	\$ 8,339.33	\$	6,645.34	\$	6,519.34	\$	8,465.33
18N Damage Prevention	155,308.86		2,200.00		16,000.00		141,508.86
18R Seattle Sounders FC	6,178.94		3,263.40		3,887.60		5,554.74
190 Forest Fire Protection Assessment	12,530,951.72		(740,708.94)		276,855.69	140,254.27	11,653,641.36
193 State Forest Nursery Revolving	408,174.17		(152,260.97)		(110,459.92)	5,317.66	371,690.78
195 Energy	0.21				0.21		0.21
197 Statute Law Committee Publications	873,204.55		357.32		68,741.74		804,820.13
198 Access Road Revolving	6,217,750.37		(592,311.67)		949,900.71	62,036.92	4,737,574.91
19B School for the Blind	4,710,187.35		182,213.09		1,566,991.01	70,019.30	3,395,428.73
19E 4-H Program	224.00		168.00		224.00		168.00
19F Seattle Seahawks	48,066.89		23,588.25		22,818.25		48,836.89
19H Center for Deaf/Hard of Hearing Youth	2,461,898.07		70,284.39		1,510.00		2,530,672.46
19M Seattle University	15,250.52		581.00		700.00		15,131.52
19P Child Rescue	114,554.87		2,119.90				116,674.77
19R Residential Services and Support	88,104.72						88,104.72
19W Wolf-Livestock Conflict	255,287.34				600.00		254,687.34
205 Mobile Home Park Relocation	3,521,891.41		138,241.71		58,270.87	11,106.26	3,612,968.51
206 Cost of Supervision	1,081,386.88						1,081,386.88
209 Regional Fisheries Enhancement Group	2,050,550.47		76,172.18		139,843.12	205.86	1,987,085.39
20A State Flower	3,553.67		2,965.68		3,154.67		3,364.68
20D CPA Scholarship Transfer	125,000.00						125,000.00
20E WA Internet Crimes Against Children	1,055,371.60		1,135,000.00		13,908.76		2,176,462.84
20G Washington Farmers and Ranchers	590.34		336.00		417.67		508.67
20K Licensing & Enforcement System Modernization							
20P Nursing Facility Quality Enhancement	5,199,633.99						5,199,633.99
20W Washington Tennis	13,413.11		168.00				13,581.11
210 Fire Protection Contractor License	1,163,121.96		21,992.59		63,626.78		1,121,487.77
213 Veterans' Emblem	26,070.43		238.00				26,308.43
214 Temporary Worker Housing	354,589.02		1,596.00		16,675.68		339,509.34
219 Air Operating Permit	4,080,966.73		(29,874.42)		91,861.89		3,959,230.42
21A Washington State Wrestling	809.67		812.00		809.67		812.00
21C Washington Sexual Assault Kit	19,384.81		51.76				19,436.57
21F Fred Hutch	695.34		616.00		695.34		616.00
21G Washington State Aviation	171,771.81		4,454.35				176,226.16

# RECEIPTS & DISBURSEMENTS FOR TREASURER'S TRUST FUNDS

	July 1, 2023		July 2023		July 31, 2023	
	Beginning Book Balance	Plus Receipts	Less Disbursements	Ending Book Balance	Outstanding Warrants	Ending Cash Balance
<b>SPECIAL REVENUE FUNDS (Continued)</b>						
21N NE WA Wolf-Livestock Management	\$ 283,184.28	\$ 800,790.43	\$ 96,721.13	\$ 987,253.58	\$ .....	\$ 987,253.58
21Q Forest Health Revolving	29,127,584.19	(377,973.88)	(817,343.20)	29,566,953.51	75,370.46	29,642,323.97
21U Veteran's In-State Service Shared Leave Pool	285,827.78	.....	(3,486.36)	289,314.14	.....	289,314.14
21W K-12 Criminal Background Check	673,291.51	31,967.75	142,245.19	563,014.07	102.50	563,116.57
225 Fingerprint Identification	5,345,554.70	1,063,438.00	713,886.14	5,695,106.56	10,520.30	5,705,626.86
22G Photovoltaic Module Recycling	360.76	.....	.....	360.76	.....	360.76
22H Foster Parent Shared Leave Pool	314,556.86	478.90	(8,631.80)	323,667.56	.....	323,667.56
22K Watershed Restoration Enhancement	601,800.00	33,600.00	.....	635,400.00	.....	635,400.00
22L Public Use General Aviation Airport Loan Revolving	5,529,346.48	61,410.22	7,505.90	5,583,250.80	.....	5,583,250.80
22N Fish and Wildlife Federal Lands Revolving	(29,665.54)	(88.57)	.....	(29,754.11)	.....	(29,754.11)
22P Natural Resources Federal Lands Revolving	9,027,497.11	(91,259.39)	99,411.91	8,836,825.81	.....	8,836,825.81
22Q Seattle Mariners	3,242.08	.....	(7.00)	3,249.08	.....	3,249.08
23A Student Loan Advocate	707,407.92	.....	16,762.91	690,645.01	.....	690,645.01
23C Department of Licensing Tuition Recovery	218,286.77	3,348.22	.....	221,634.99	.....	221,634.99
23D Student Achievement Council Tuition Recovery Trust	331,810.62	2,885.87	.....	334,696.49	.....	334,696.49
23K Smoke Detection Device Awareness	36,533.32	.....	.....	36,533.32	.....	36,533.32
23M County Road Administration Board Emergency Loan	2,575,825.77	6,876.92	.....	2,582,702.69	.....	2,582,702.69
24C San Juan Islands Programs	4,613.01	3,994.68	4,977.01	3,630.68	.....	3,630.68
24D Seattle Storm	.....	.....	.....	.....	.....	.....
24E Washington State Library-Archives Building	18,159,043.01	273,509.12	.....	18,432,552.13	.....	18,432,552.13
24G Hemp Regulatory	275,345.32	(10.00)	(416.75)	275,752.07	.....	275,752.07
24R Energy Independence Act Special	.....	.....	.....	.....	.....	.....
24S Seattle NHL Hockey	3,514.00	3,290.00	3,696.00	3,108.00	.....	3,108.00
24T State Firearms Background Check System	3,690,835.44	.....	465,029.54	3,225,805.90	.....	3,225,805.90
259 Coastal Crab	120,355.46	1,000.00	1,484.42	119,871.04	198.54	120,069.58
25A Washington Apples	2,223.67	2,795.33	2,251.67	2,767.33	2,251.67	5,019.00
25R Recycled Content	501,462.08	135,693.14	30,164.78	606,990.44	.....	606,990.44
25S Recycling Enhancing	.....	.....	.....	.....	.....	.....
25V Washington State Attorney General Charitable Asset Protection	648,195.12	67,019.49	53,999.17	661,215.44	270.00	661,485.44
26G Energy Facility Site Eval Council	(830,663.36)	124,110.29	324,251.97	(1,030,805.04)	6,668.03	(1,024,137.01)
26J WA State Leadership Board Spec Lic Plate	427,300.92	13,267.80	.....	440,568.72	.....	440,568.72
26S Patches Pal License Plate	1,372.00	1,092.00	1,456.00	1,008.00	1,456.00	2,464.00



# RECEIPTS & DISBURSEMENTS FOR TREASURER'S TRUST FUNDS

	July 1, 2023		July 2023		July 31, 2023		
	Beginning Book Balance		Plus Receipts	Less Disbursements	Ending Book Balance	Outstanding Warrants	Ending Cash Balance
<b>SPECIAL REVENUE FUNDS (Continued)</b>							
274 Adult Family Home	\$ 551,668.68	\$	.....	\$ 6,972.20	\$ 544,696.48	\$ 9,957.05	\$ 554,653.53
27D Driver Resource Center	4,709,410.86		.....	(145,646.43)	4,855,057.29	.....	4,855,057.29
27N Washington Wine License Plate	5,600.00		560.00	.....	6,160.00	.....	6,160.00
27Q State OPIOID Settlement	.....		.....	.....	.....	.....	.....
27R Medical for People Living with HIV Rebate Revenue	.....		5,821.47	149,875.02	(144,053.55)	.....	(144,053.55)
27S Child Sexual Abuse/Trafficking Prevention	.....		.....	.....	.....	.....	.....
27V WA State Attorney General Humane Detention	.....		.....	.....	.....	.....	.....
281 Impaired Driving Safety	108,854.74		104,624.10	430,440.40	(216,961.56)	.....	(216,961.56)
283 Juvenile Accountability Incentive	319,908.31		854.08	.....	320,762.39	.....	320,762.39
28C Responsible Battery Management	.....		.....	.....	.....	.....	.....
28L WA State Eastern WA Cultural Land Feature	.....		.....	.....	.....	.....	.....
297 Pipeline Safety	3,189,171.32		138.84	264,660.47	2,924,649.69	62.28	2,924,711.97
298 Geologists'	355,369.95		35,462.20	43,654.94	347,177.21	607.80	347,785.01
300 Financial Services Regulation	50,993,802.32		1,852,626.88	5,031,767.08	47,814,662.12	117,748.07	47,932,410.19
320 Puget Sound Crab Pot Buoy Tag	13,261.60		5,250.00	100.00	18,411.60	.....	18,411.60
328 Crim Justice Training Commis Firing Range Maintenance	213,403.00		.....	.....	213,403.00	.....	213,403.00
416 Surplus and Donated Food Commodities Revolving	3,484,796.35		662,256.52	795,668.00	3,351,384.87	81,201.82	3,432,586.69
424 Anti-Trust Revolving	399,731.43		862,988.51	387,659.11	875,060.83	1,907.47	876,968.30
474 School Employees Flexible & Dependent Care Administration	17,620.57		52,080.00	35,165.22	34,535.35	.....	34,535.35
480 Financial Education Public-Private Partnership	131,041.17		.....	.....	131,041.17	.....	131,041.17
485 Horse Racing Owners' Bonus/Breeder Awards	247,088.92		45,092.68	.....	292,181.60	574.88	292,756.48
495 Toll Collection	23,258,352.81		19,384,303.72	16,414,215.23	26,228,441.30	95,425.70	26,323,867.00
496 Educator Conditional Scholarship	3,963,948.20		11,836.59	773,766.86	3,202,017.93	33,000.00	3,235,017.93
497 Horse Racing Commission Class C Purse Fund	227,133.51		5,049.34	.....	232,182.85	.....	232,182.85
498 Washington State Council of Fire Fighters Benevolent	18,921.72		12,537.05	13,731.69	17,727.08	.....	17,727.08
499 Law Enforcement Memorial	53,322.11		28,914.71	29,190.06	53,046.76	.....	53,046.76
501 Liquor Revolving	1,484,679.73		43,454,114.38	6,447,453.26	38,491,340.85	155,696.24	38,647,037.09
503 Tuition Recovery	4,472,613.28		19,085.12	10,247.72	4,481,450.68	.....	4,481,450.68
515 DNA Data Base	723,695.40		509,525.88	58,816.21	1,174,405.07	.....	1,174,405.07
516 Fruit and Vegetable Inspection	5,969,445.40		1,418,066.52	2,207,430.64	5,180,081.28	12,065.29	5,192,146.57
536 Federal Food Service Revolving	1,176,226.97		2,658,200.43	3,545,307.83	289,119.57	351,965.05	641,084.62

# RECEIPTS & DISBURSEMENTS FOR TREASURER'S TRUST FUNDS

	July 1, 2023		July 2023		July 31, 2023		
	Beginning Book Balance		Plus Receipts	Less Disbursements	Ending Book Balance	Outstanding Warrants	Ending Cash Balance
<b>SPECIAL REVENUE FUNDS (Continued)</b>							
553 Performance Audits of Government	\$ 17,967,512.10	\$	1,756,004.56	\$ 2,158,476.93	\$ 17,565,039.73	\$ 4,016.32	\$ 17,569,056.05
561 Community Technical College Innovation	2,860,395.28		434,223.32	953,191.83	2,341,426.77	.....	2,341,426.77
687 Rural Rehabilitation	40,673.15		108.59	.....	40,781.74	.....	40,781.74
688 Federal Local Rail Service Assistance	84,410.74		191.41	.....	84,602.15	.....	84,602.15
731 Child Care Facility Revolving	76,395.03		203.96	.....	76,598.99	.....	76,598.99
732 Nursing Home Civil Penalties	2,343,002.26		.....	(33,992.58)	2,376,994.84	.....	2,376,994.84
746 Hanford Area Economic Investment	63,920.34		1,576.35	.....	65,496.69	.....	65,496.69
749 Governor's Interagency Committee of State Employed Women	160,785.21		10,742.34	3,513.63	168,013.92	705.00	168,718.92
761 Basic Health Plan Subscription	250,744.09		.....	.....	250,744.09	.....	250,744.09
763 Center for the Improvement of Student Learning	35,600.68		.....	.....	35,600.68	.....	35,600.68
773 Commission on Higher Ed Prof Student Ex Program	51,200.00		.....	.....	51,200.00	.....	51,200.00
774 University of Washington License Plate	20,736.40		28,095.75	.....	48,832.15	.....	48,832.15
776 Washington State University License Plate	58,352.20		64,312.74	58,380.20	64,284.74	28.00	64,312.74
778 Western Washington University License Plate	5,198.68		2,230.67	.....	7,429.35	.....	7,429.35
779 Eastern Washington University License Plate	125,754.20		5,369.01	.....	131,123.21	.....	131,123.21
780 School Zone Safety Account	1,386,869.21		19,309.93	15,819.46	1,390,359.68	4,800.00	1,395,159.68
783 Central Washington University License Plate	1,815.34		2,041.67	.....	3,857.01	.....	3,857.01
784 Miscellaneous Transportation Programs	8,037,130.82		36,222,265.83	89,116,151.89	(44,856,755.24)	493,706.68	(44,363,048.56)
786 The Evergreen State College License Plate	32,576.40		798.00	.....	33,374.40	.....	33,374.40
789 Advanced Environmental Mitigation Revolving	1,237,974.50		13,158.23	.....	1,251,132.73	.....	1,251,132.73
816 Stadium and Exhibition Center	1,399,934.39		875,032.68	741,807.86	1,533,159.21	.....	1,533,159.21
821 Impaired Physician	395,420.20		153,402.00	.....	548,822.20	200.00	549,022.20
823 Livestock Nutrient Management	30,260.56		1,500.00	.....	31,760.56	.....	31,760.56
833 Developmental Disabilities Endowment Trust	6,253,654.89		742,008.09	276,657.51	6,719,005.47	.....	6,719,005.47
834 Capitol Furnishings Preservation Committee	35,924.73		.....	.....	35,924.73	.....	35,924.73
878 Federal Forest Revolving	6,732.56		17.98	.....	6,750.54	.....	6,750.54
880 Advance Right-of-Way Revolving	50,673,560.69		519,791.10	.....	51,193,351.79	.....	51,193,351.79
884 Gambling Revolving	19,297,269.72		1,236,961.52	1,450,380.33	19,083,850.91	24,705.92	19,108,556.83
885 Plumbing Certificate	1,546,962.71		121,381.03	210,855.94	1,457,487.80	192.35	1,457,680.15
892 Pressure Systems Safety	1,052,926.45		155,755.41	243,052.06	965,629.80	816.00	966,445.80
<b>TOTAL SPECIAL REVENUE FUNDS</b>	<b>\$ 449,155,260.03</b>	<b>\$</b>	<b>132,237,061.20</b>	<b>\$ 141,055,664.38</b>	<b>\$ 440,336,656.85</b>	<b>\$ 1,962,804.99</b>	<b>\$ 442,299,461.84</b>

# RECEIPTS & DISBURSEMENTS FOR TREASURER'S TRUST FUNDS

		July 1, 2023		July 2023		July 31, 2023	
		Beginning Book Balance	Plus Receipts	Less Disbursements	Ending Book Balance	Outstanding Warrants	Ending Cash Balance
<b>CAPITAL PROJECTS FUNDS</b>							
366	Watershed Restoration Enhancement Bond	\$ 5,531,395.09	\$ .....	\$ 1,894,476.02	\$ 3,636,919.07	\$ .....	\$ 3,636,919.07
377	Watershed Restoration Enhancement Taxable Bond	.....	.....	.....	.....	.....	.....
<b>TOTAL CAPITAL PROJECTS FUNDS</b>		<b>\$ 5,531,395.09</b>	<b>\$ .....</b>	<b>\$ 1,894,476.02</b>	<b>\$ 3,636,919.07</b>	<b>\$ .....</b>	<b>\$ 3,636,919.07</b>
<b>PERMANENT FUNDS</b>							
842	American Indian Scholarship Endowment	\$ 297,895.51	\$ 795.32	\$ .....	\$ 298,690.83	\$ .....	\$ 298,690.83
852	Foster Care Scholarship Endowment	3,967.34	10.59	.....	3,977.93	.....	3,977.93
<b>TOTAL PERMANENT FUNDS</b>		<b>\$ 301,862.85</b>	<b>\$ 805.91</b>	<b>\$ .....</b>	<b>\$ 302,668.76</b>	<b>\$ .....</b>	<b>\$ 302,668.76</b>
<b>ENTERPRISE FUNDS</b>							
22E	Family and Medical Leave Enforcement	\$ 425,805.58	\$ 1,273.31	\$ .....	\$ 427,078.89	\$ .....	\$ 427,078.89
22F	Family and Medical Leave Insurance	211,356,374.66	109,116,993.85	117,797,574.58	202,675,793.93	1,585,845.66	204,261,639.59
413	Municipal Revolving	3,525,237.87	3,345,479.76	3,746,275.12	3,124,442.51	12,533.61	3,136,976.12
438	Uniform Dental Plan Benefits Administration	607,456.37	565,300.00	603,889.44	568,866.93	.....	568,866.93
439	Uniform Medical Plan Benefits Administration	5,299,844.85	5,863,250.00	10,108,769.55	1,054,325.30	.....	1,054,325.30
442	Legislative Gift Center	223,366.12	32,878.97	21,043.19	235,201.90	1,561.19	236,763.09
445	Self-Insured Emplr Overpymt Reimb	1,259,904.40	10,790.99	.....	1,270,695.39	143,316.15	1,414,011.54
446	Industrial Insurance Rainy Day Fund	.....	.....	.....	.....	.....	.....
449	Certificates of Participation and Other Financing - Local	444,245.13	16,336,392.71	16,345,191.74	435,446.10	.....	435,446.10
456	Separately Managed State Treasurer's Service	195,049.61	18,712.16	13,879.30	199,882.47	.....	199,882.47
470	Imaging	181,584.52	52,496.04	44,117.37	189,963.19	.....	189,963.19
473	School Employees Insurance Reserve	59,475,546.68	158,787.81	.....	59,634,334.49	.....	59,634,334.49
475	School Employees Dental Benefits Administration	451,333.10	451,333.00	466,510.73	436,155.37	.....	436,155.37
477	Lottery Investment	.....	.....	10,627.13	(10,627.13)	.....	(10,627.13)
493	School Employees' Insurance	33,476,730.33	150,951,216.70	170,267,219.70	14,160,727.33	336,058.13	14,496,785.46
494	School Employees' Benefits Board Administration	1,555,428.22	1,829,250.00	3,725,174.61	(340,496.39)	.....	(340,496.39)
543	Judicial Information Systems	(478,980.28)	11,383,101.55	2,894,029.64	8,010,091.63	16,843.24	8,026,934.87
544	Pollution Liability Insurance Program Trust	42,259,047.39	2,108,635.12	952,222.13	43,415,460.38	5.04	43,415,465.42
545	Heating Oil Pollution Liability Trust	1,865,485.48	78,000.00	121,398.42	1,822,087.06	10.64	1,822,097.70
567	Long-Term Services and Supports Trust	13,218,206.99	39,250.19	2,700,447.89	10,557,009.29	3,187.50	10,560,196.79
721	Public Employees' and Retirees' Insurance	99,051,705.31	228,648,820.80	223,045,797.64	104,654,728.47	3,074,187.05	107,728,915.52
730	Public Employees' and Retirees' Insurance Reserve	141,700,347.92	378,311.96	.....	142,078,659.88	.....	142,078,659.88

# RECEIPTS & DISBURSEMENTS FOR TREASURER'S TRUST FUNDS

		July 1, 2023	July 2023			July 31, 2023		
		Beginning Book Balance	Plus Receipts	Less Disbursements	Ending Book Balance	Outstanding Warrants	Ending Cash Balance	
<b>ENTERPRISE FUNDS (Continued)</b>								
788	Advanced College Tuition Payment Program	\$ 2,474,817.37	\$ 20,238,499.32	\$ 6,470,892.61	\$ 16,242,424.08	\$ 776,517.19	\$	17,018,941.27
<b>TOTAL ENTERPRISE FUNDS</b>		<b>\$ 618,568,537.62</b>	<b>\$ 551,608,774.24</b>	<b>\$ 559,335,060.79</b>	<b>\$ 610,842,251.07</b>	<b>\$ 5,950,065.40</b>	<b>\$</b>	<b>616,792,316.47</b>
<b>INTERNAL SERVICE FUNDS</b>								
411	Natural Resources Equipment	\$ 17,541,566.98	\$ (801,718.96)	\$ (1,741,403.10)	\$ 18,481,251.12	\$ 93,764.09	\$	18,575,015.21
421	Education Technology Revolving Fund	11,219,505.94	9,000,000.00	647,260.76	19,572,245.18	169,949.71		19,742,194.89
422	General Administration Services	51,921,847.27	24,192,231.95	23,436,378.79	52,677,700.43	137,350.54		52,815,050.97
436	OFM Labor Relations Service	2,977,187.80	57,123.93	434,689.12	2,599,622.61	.....		2,599,622.61
444	Fish & Wildlife Equipment	126,672.40	74,770.35	43,634.01	157,808.74	.....		157,808.74
453	Minority and Women's Business Enterprises	2,093,191.54	798,820.00	227,193.25	2,664,818.29	.....		2,664,818.29
458	Consolidated Technology Services Revolving	6,020,066.33	15,198,275.19	18,685,704.01	2,532,637.51	2,815,500.45		5,348,137.96
461	Shared Information Technology System Revolving	.....	.....	.....	.....	.....		.....
466	Statewide Info Tech System Development Revolving	33,489,848.92	(6,970.27)	3,222,817.95	30,260,060.70	.....		30,260,060.70
471	State Patrol Nonappropriated Airplane Revolving	188,646.07	.....	22,646.71	165,999.36	3,948.76		169,948.12
472	Statewide Info Tech System Maintenance & Operations Revolving	28,013,781.57	437,131.52	2,815,866.60	25,635,046.49	56,306.26		25,691,352.75
546	Risk Management	263,745.92	1,274,914.78	25,274,535.27	(23,735,874.57)	.....		(23,735,874.57)
547	Liability	(135,286,220.56)	7,786,828.10	45,918,222.29	(173,417,614.75)	1,885,926.84		(171,531,687.91)
739	Certificates of Participation and Other Financing - State	791,115.51	85,475,280.83	85,659,482.13	606,914.21	2,250.00		609,164.21
<b>TOTAL INTERNAL SERVICE FUNDS</b>		<b>\$ 19,360,955.69</b>	<b>\$ 143,486,687.42</b>	<b>\$ 204,647,027.79</b>	<b>\$ (41,799,384.68)</b>	<b>\$ 5,164,996.65</b>	<b>\$</b>	<b>(36,634,388.03)</b>
<b>PRIVATE PURPOSE FUNDS</b>								
196	Unclaimed Personal Property	\$ 3,519,915.46	\$ 7,877,185.79	\$ 8,043,527.03	\$ 3,353,574.22	\$ 9,852,896.33	\$	13,206,470.55
463	WA College Savings Program	(466,091.05)	86,464.13	73,251.03	(452,877.95)	54.00		(452,823.95)
738	Department of Social and Health Services Trust	53,654.52	.....	.....	53,654.52	.....		53,654.52
799	WA Achieving a Better Life Experience Program	96,410.05	15,126.53	.....	111,536.58	.....		111,536.58
<b>TOTAL PRIVATE PURPOSE FUNDS</b>		<b>\$ 3,203,888.98</b>	<b>\$ 7,978,776.45</b>	<b>\$ 8,116,778.06</b>	<b>\$ 3,065,887.37</b>	<b>\$ 9,852,950.33</b>	<b>\$</b>	<b>12,918,837.70</b>
<b>PENSION TRUST FUNDS</b>								
838	LEOFF Retirement System Benefits Improvement	\$ .....	\$ .....	\$ .....	\$ .....	\$ .....	\$	\$ .....
<b>TOTAL PENSION TRUST FUNDS</b>		<b>\$ .....</b>	<b>\$ .....</b>	<b>\$ .....</b>	<b>\$ .....</b>	<b>\$ .....</b>	<b>\$</b>	<b>\$ .....</b>

# RECEIPTS & DISBURSEMENTS FOR TREASURER'S TRUST FUNDS

	July 1, 2023		July 2023			July 31, 2023		
	Beginning Book Balance		Plus Receipts	Less Disbursements		Ending Book Balance	Outstanding Warrants	Ending Cash Balance
<b>CUSTODIAL FUNDS</b>								
165 Salary Reduction	\$ 172,798.22	\$	3,354,401.55	\$	2,630,875.11	\$ 896,324.66	\$ .....	\$ 896,324.66
16C Real Estate/Property Tax Admin Assistance	48,627.50		44,097.50		48,627.50	44,097.50	.....	44,097.50
17A County 911 Excise Tax	7,098,103.43		.....		(75,070.49)	7,173,173.92	.....	7,173,173.92
525 Washington State Combined Fund Drive	907,026.30		319,986.04		45,105.92	1,181,906.42	26,308.18	1,208,214.60
660 Natural Resources Deposit	53,225,972.60		28,565,141.19		28,629,655.33	53,161,458.46	286,877.60	53,448,336.06
734 Centennial Document Preservation and Modernization	2,204,375.55		183,622.99		2,204,375.55	183,622.99	.....	183,622.99
737 High Occupancy Vehicle	.....		.....		.....	.....	.....	.....
757 Maritime Historic Restoration and Preservation	29,770.01		3,071.49		30,130.06	2,711.44	.....	2,711.44
797 Local Tourism Promotion	1,942,100.12		.....		(103,812.51)	2,045,912.63	.....	2,045,912.63
802 School Employees Salary Reduction	(4,359,208.22)		1,866,352.52		1,575,405.98	(4,068,261.68)	16,407.67	(4,051,854.01)
847 Separately Managed State Agency Investment	.....		.....		.....	.....	.....	.....
<b>TOTAL CUSTODIAL FUNDS</b>	<b>\$ 61,269,565.51</b>	<b>\$</b>	<b>34,336,673.28</b>	<b>\$</b>	<b>34,985,292.45</b>	<b>\$ 60,620,946.34</b>	<b>\$ 329,593.45</b>	<b>\$ 60,950,539.79</b>
<b>TOTAL TREASURER'S TRUST FUNDS</b>	<b>\$ 1,944,081,758.14</b>	<b>\$</b>	<b>911,249,140.97</b>	<b>\$</b>	<b>1,006,968,712.71</b>	<b>\$ 1,848,362,186.40</b>	<b>\$ 23,398,966.79</b>	<b>\$ 1,871,761,153.19</b>

# INVESTMENT STATEMENT

Fund / Account	July 1, 2023	Purchased	Maturities & Sales	Amortization	July 31, 2023
<b>Treasury &amp; Treasurer's Trust</b>					
Investments (trade date basis)	\$ 20,258,820,824.94	\$ 3,401,811,237.78	\$ 5,390,238,455.88	\$ 17,154,859.92	\$ 18,287,548,466.76
Reverse Repurchase Agreements	.....	.....	.....	.....	.....
Purchased Accrued Interest	5,027,449.94	85,518.41	1,184,491.43	.....	3,928,476.92
<b>Total Treasury &amp; Treasurer's Trust</b>	<b>\$ 20,263,848,274.88</b>	<b>\$ 3,401,896,756.19</b>	<b>\$ 5,391,422,947.31</b>	<b>\$ 17,154,859.92</b>	<b>\$ 18,291,476,943.68</b>
<b>Local Government Investment Pool</b>					
Investments (trade date basis)	\$ 23,204,965,044.16	\$ 55,548,031,407.51	\$ 56,653,129,833.44	\$ 46,525,047.23	\$ 22,146,391,665.46
Reverse Repurchase Agreements	.....	.....	.....	.....	.....
Purchased Accrued Interest	.....	.....	.....	.....	.....
<b>Total Local Government Investment Pool</b>	<b>\$ 23,204,965,044.16</b>	<b>\$ 55,548,031,407.51</b>	<b>\$ 56,653,129,833.44</b>	<b>\$ 46,525,047.23</b>	<b>\$ 22,146,391,665.46</b>
<b>Separately Managed Accounts</b>					
Investments (trade date basis)	\$ 1,013,865,631.78	\$ 63,511,648.86	\$ 61,815,434.33	\$ 331,329.60	\$ 1,015,893,175.91
Purchased Accrued Interest	122,795.74	73,308.83	1,766.23	.....	194,338.34
<b>Total Separately Managed Accounts</b>	<b>\$ 1,013,988,427.52</b>	<b>\$ 63,584,957.69</b>	<b>\$ 61,817,200.56</b>	<b>\$ 331,329.60</b>	<b>\$ 1,016,087,514.25</b>
<b>Total All Accounts</b>	<b>\$ 44,482,801,746.56</b>	<b>\$ 59,013,513,121.39</b>	<b>\$ 62,106,369,981.31</b>	<b>\$ 64,011,236.75</b>	<b>\$ 41,453,956,123.39</b>

# INVESTMENT INTEREST INCOME AND CAPITAL GAINS

Fund / Account	July 2023	July 2022	Fiscal Year 2024	Fiscal Year 2023
<b>Treasury &amp; Treasurer's Trust</b>				
Cash	\$ 46,566,209.55	\$ 11,904,302.77	\$ 46,566,209.55	\$ 11,904,302.77
Custody Bank Fees	(14,479.19)	(10,848.57)	(14,479.19)	(10,848.57)
Other Bank Fees	(2,626.07)	(2,791.68)	(2,626.07)	(2,791.68)
Amortization	17,154,859.92	1,649,554.55	17,154,859.92	1,649,554.55
Accrued Interest	(3,854,691.70)	6,109,804.18	(3,854,691.70)	6,109,804.18
Gains and Losses	.....	.....	.....	.....
<b>Total Treasury &amp; Treasurer's Trust</b>	<b>\$ 59,849,272.51</b>	<b>\$ 19,650,021.25</b>	<b>\$ 59,849,272.51</b>	<b>\$ 19,650,021.25</b>
<b>Local Government Investment Pool</b>				
Cash	\$ 64,272,598.17	\$ 14,303,228.76	\$ 64,272,598.17	\$ 14,303,228.76
Amortization	46,525,047.23	12,627,331.55	46,525,047.23	12,627,331.55
Accrued Interest	(11,771,468.37)	5,281,728.20	(11,771,468.37)	5,281,728.20
Gains and Losses	7,274.06	165,201.38	7,274.06	165,201.38
<b>Total Local Government Investment Pool</b>	<b>\$ 99,033,451.09</b>	<b>\$ 32,377,489.89</b>	<b>\$ 99,033,451.09</b>	<b>\$ 32,377,489.89</b>
<b>Separately Managed Accounts</b>				
Cash	\$ 1,767,757.13	\$ 528,765.38	\$ 1,767,757.13	\$ 528,765.38
Amortization	331,329.60	(52,561.99)	331,329.60	(52,561.99)
Accrued Interest	(158,704.94)	490,083.15	(158,704.94)	490,083.15
Gains and Losses	.....	.....	.....	.....
<b>Total Separately Managed Accounts</b>	<b>\$ 1,940,381.79</b>	<b>\$ 966,286.54</b>	<b>\$ 1,940,381.79</b>	<b>\$ 966,286.54</b>
<b>Total All Accounts</b>	<b>\$ 160,823,105.39</b>	<b>\$ 52,993,797.68</b>	<b>\$ 160,823,105.39</b>	<b>\$ 52,993,797.68</b>







**MIKE PELLICCIOTTI  
STATE TREASURER  
PO BOX 40200  
OLYMPIA WA 98504-0200**

---

