



Washington State Treasurer's Monthly Report

June 2023



MIKE PELLICCIOTTI
State Treasurer

In accordance with the Americans with Disabilities Act, this publication will be made available in alternate formats upon request to the Office of the State Treasurer, Legislative Building, 2nd Floor, Olympia, Washington 98504-0200, telephone (360) 902-9000, fax (360) 902-9037 or TTY Users Call: 7-1-1. Web Site: <http://tre.wa.gov>.

Cover photo taken by Treasurer's Office staff.

TABLE OF CONTENTS

	<i>Page</i>
State Treasurer's Letter	1
General Fund	2
Treasury, Treasurer's Trust and Local Government Investment Pool Flow Chart.....	3
Treasury & Treasurer's Trust, Treasury and Treasurer's Trust Charts	4
General Fund and Local Government Investment Pool Charts	5
Receipts and Disbursements for Treasury Funds.....	6
Receipts and Disbursements for Treasurer's Trust Funds	20
Investment Statement	31
Investment Interest Income and Capital Gains.....	32



Mike Pellicciotti
State Treasurer

State of Washington
Office of the Treasurer
Legislative Building
P.O. Box 40200
Olympia, Washington 98504

(360) 902-9000 TTY 7-1-1
FAX (360) 902-9037
<http://tre.wa.gov>



Fellow Washingtonians,

I am pleased to report on the operations of the Office of the State Treasurer for the month of June 2023. At the close of the month, the total of the treasury & treasurer's trust book balances was \$20.1 billion with investment earnings distributed for the month of \$55.7 million.

Sincerely,

A handwritten signature in blue ink that reads "Mike Pellicciotti". The signature is fluid and cursive, written over a light blue horizontal line.

Mike Pellicciotti
Washington State Treasurer

GENERAL FUND

CURRENT MONTH AND FISCAL YEAR TO DATE COMPARISON

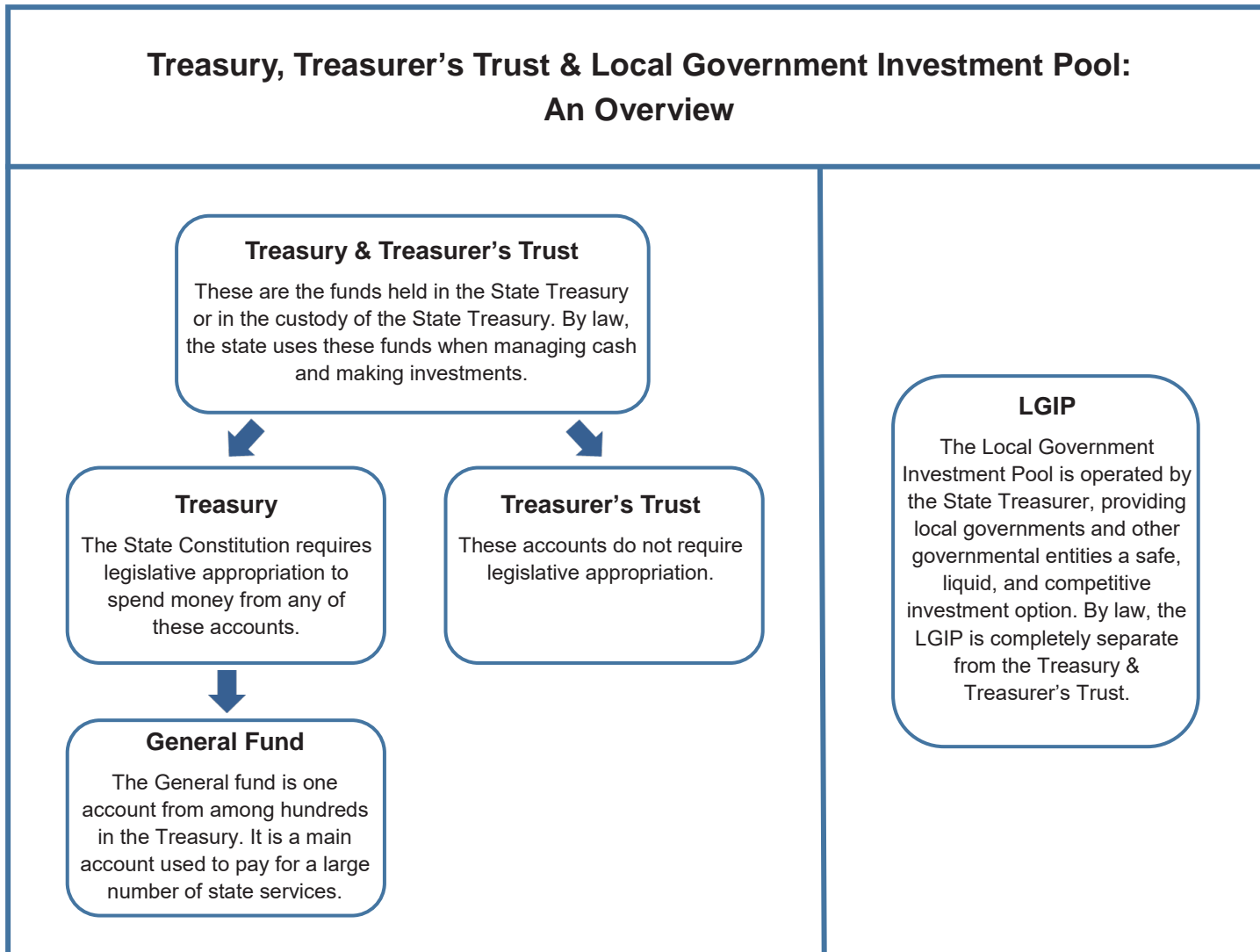
(In Millions)

	Month of June		Fiscal Year to Date	
	2023	2022	2023	2022
Beginning Book Balance	\$ 4,038.897	3,151.259	4,503.455	4,614.636
Cash Revenue	\$ 3,037.525	3,519.050	46,746.061	45,787.687
Other Cash Receipts	720.494	577.710	6,389.596	3,555.785
Total Cash Receipts	3,758.019	4,096.760	53,135.657	49,343.472
Total Cash Disbursements	3,351.569	2,744.564	53,193.765	49,454.653
Ending Book Balance	\$ 4,445.347	4,503.455	4,445.347	4,503.455
Cash Revenue				
Bond Retirement & Interest	\$ 0.000	\$ 0.000	\$ (0.226)	\$ (0.269)
Secretary of State	3.692	4.037	57.346	53.505
Department of Revenue:				
Retail Sales Tax	1,258.512	1,171.749	14,734.819	13,917.956
Business & Occupation Tax	502.838	450.159	6,208.464	5,606.234
Compensating Tax	91.678	68.581	1,006.561	884.243
Cigarette Tax	18.708	20.977	270.168	280.138
Public Utility Tax	41.826	37.209	544.910	485.080
Various Other Revenue	39.836	24.928	851.157	410.359
Insurance Commission	335.742	318.965	848.506	832.201
Liquor and Cannabis Board	39.600	33.997	177.305	182.679
Department of Licensing:				
Excise Tax - Other	0.016	0.016	0.155	0.163
Various Other Revenue	6.721	6.185	22.286	24.860
Department of Social & Health Services	2.731	4.109	44.447	46.571
Universities & Colleges	(0.011)	0.003	0.616	(203.815)
Treasurer's Transfers	(1,473.177)	(151.300)	(1,657.205)	(200.341)
Counties:				
Property Tax	399.064	370.645	4,506.635	4,447.734
Real Estate Excise Tax	123.178	180.471	1,366.957	2,372.620
Various Other Revenue	3.054	2.798	34.988	34.101
Federal Grants-In-Aid (All Agencies)	1,571.022	922.698	17,014.757	16,245.719
Revenues Distributed to Local Governments	(0.332)	(5.328)	(50.652)	(100.758)
Other Agencies' Cash Revenue	72.827	58.151	764.067	468.707
Total Cash Revenue	\$ 3,037.525	\$ 3,519.050	\$ 46,746.061	\$ 45,787.687

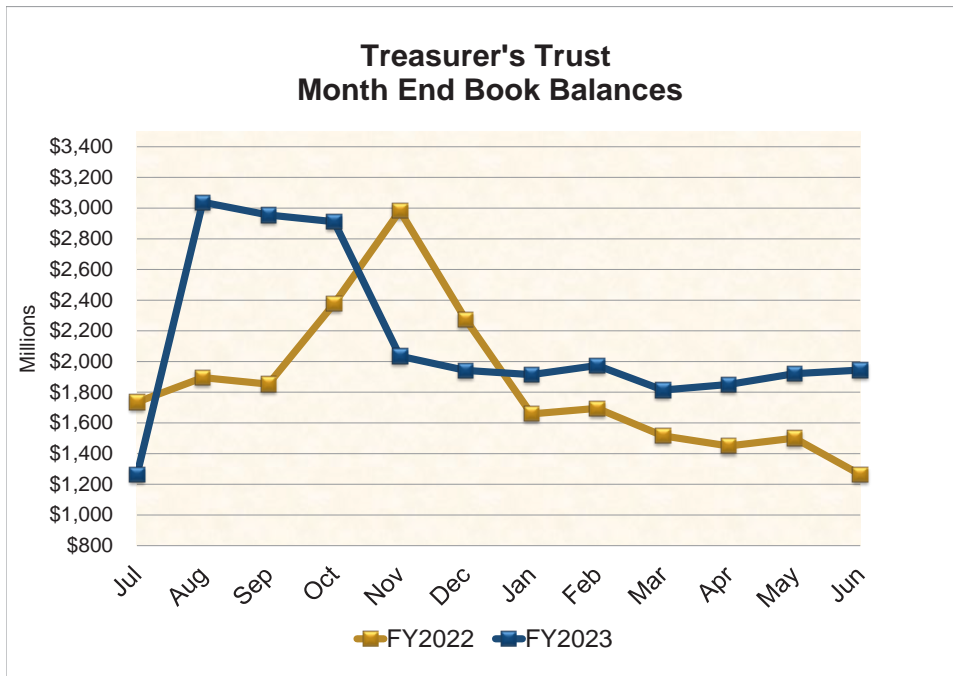
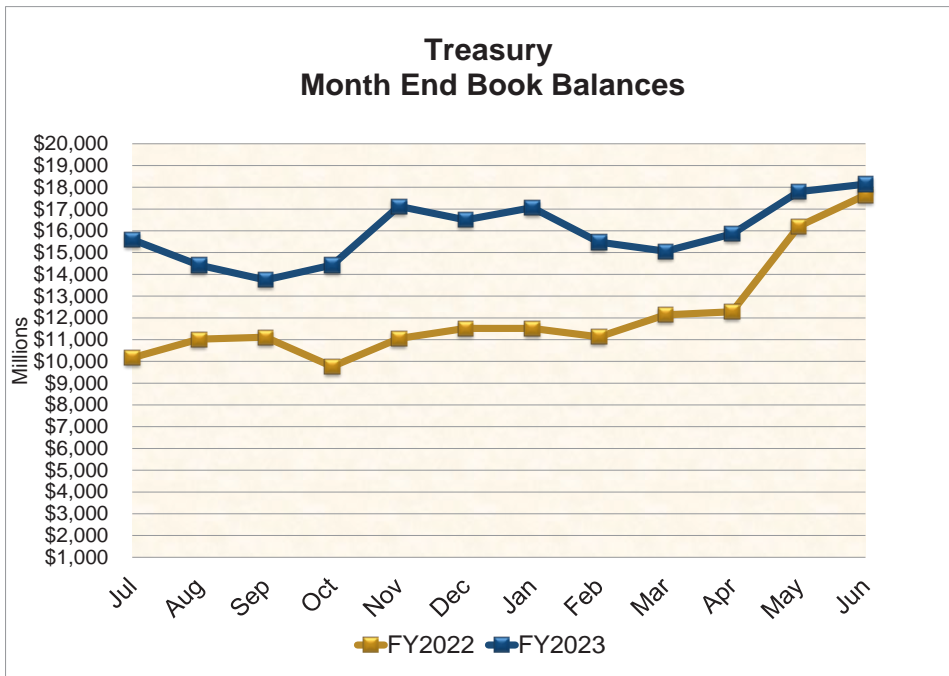
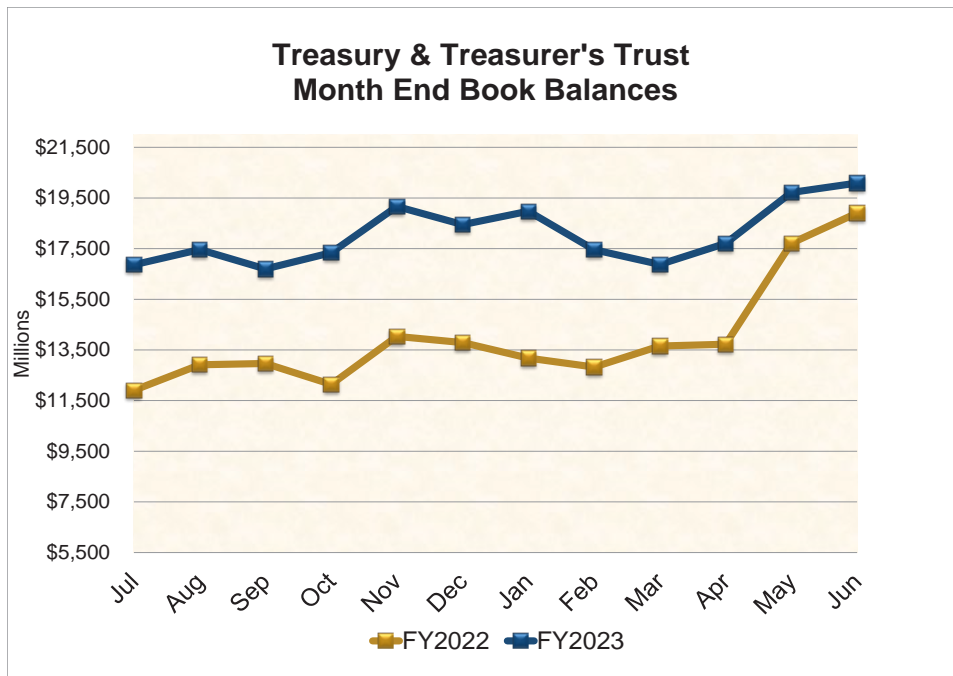
Source: Agency Financial Reporting System (AFRS)

TREASURY, TREASURER'S TRUST & LGIP FLOWCHART

The State Treasurer is charge with the cash management of public funds, which includes two categories of state funds and accounts: (1) funds and accounts located in the state treasury, which are subject to legislative appropriation; and (2) Treasurer's trust funds, which are accounts placed in the custody of the State Treasurer and not typically subject to legislative appropriation. Funds within these accounts are commingled for investment and cash management purposes. This flow chart describes the structure of the Treasury and Treasurer's Trust accounts. Month end balances of these accounts are shown on pages 4 and 5.

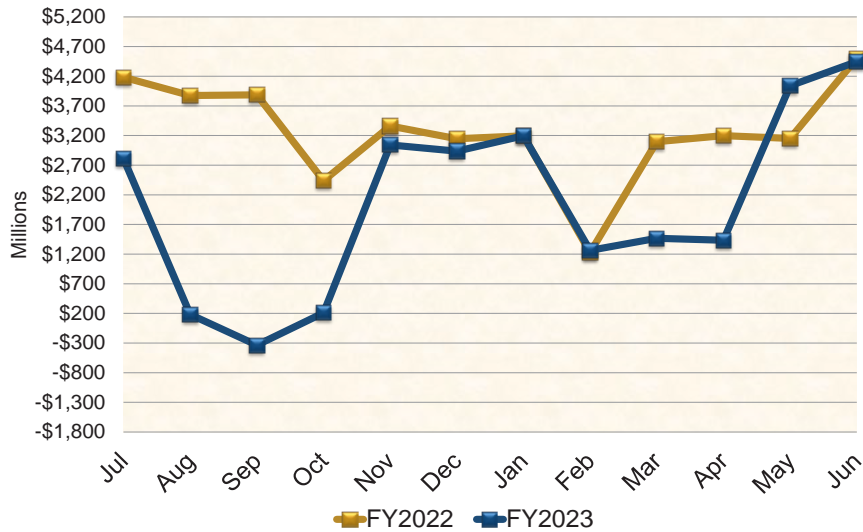


TREASURY & TREASURER'S TRUST CHARTS

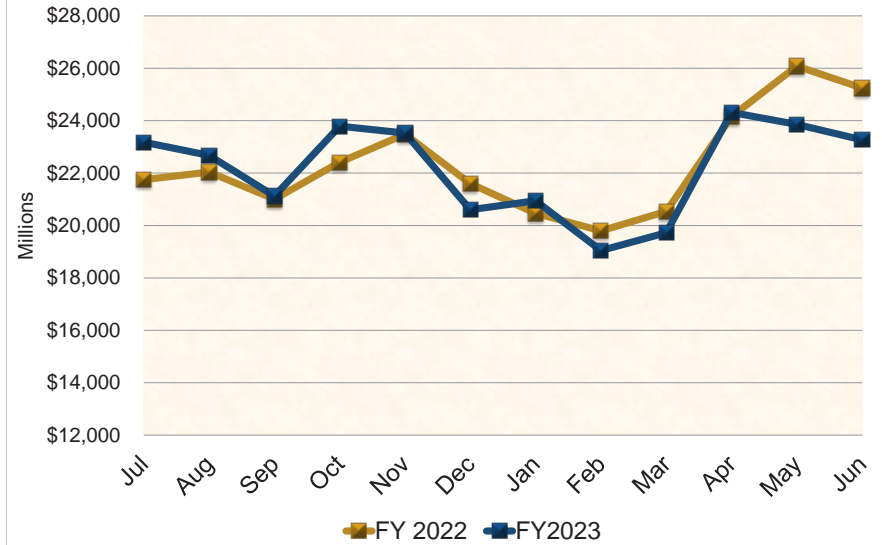


GENERAL FUND & LOCAL GOVERNMENT INVESTMENT POOL CHARTS

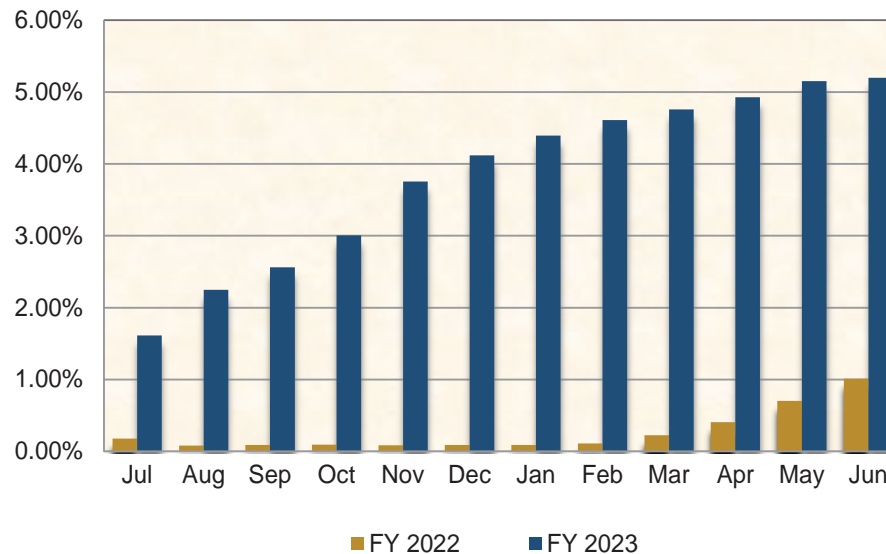
General Fund Month End Book Balances



Local Government Investment Pool Month End Book Balances



LGIP Net Yield (365 day basis)



RECEIPTS & DISBURSEMENTS FOR TREASURY FUNDS

		June 1, 2023	June 2023		June 30, 2023		
		Beginning Book Balance	Plus Receipts	Less Disbursements	Ending Book Balance	Outstanding Warrants	Ending Cash Balance
GENERAL FUND							
001	General	\$ 4,038,897,429.02	\$ 3,758,019,132.94	\$ 3,351,568,971.00	\$ 4,445,347,590.96	\$ 64,230,903.87	\$ 4,509,578,494.83
018	Millersylvania Park Current	210.50	210.50	210.50
01E	Geothermal	101,167.70	101,167.70	101,167.70
01N	Institutional Impact	19,124.12	20.60	19,144.72	19,144.72
02P	Flood Control Assistance	3,243,922.49	103,791.69	3,140,130.80	3,140,130.80
031	State Investment Board Expense	6,736,360.60	3,661,074.80	2,754,379.30	7,643,056.10	168.89	7,643,224.99
032	State Emergency Water Projects Revolving	221,616.92	221,616.92	221,616.92
03A	Excess Earnings
03L	County Criminal Justice Assistance	2,891,948.90	7,790.14	230,557.26	2,669,181.78	1,287.55	2,670,469.33
03M	Municipal Criminal Justice Assistance	699,568.26	1,944.93	85,963.61	615,549.58	572.24	616,121.82
04L	Public Health Services	6.83	(6.83)
051	State and Local Improvements Revolving	26,744.33	26,744.33	26,744.33
055	State & Local Improve Revolving (Waste Disp Facilities, 1980)	2,639.01	2,639.01	2,639.01
05C	Criminal Justice Treatment	3,085,699.49	873,750.52	2,211,948.97	2,211,948.97
05M	Tourism Development and Promotion
070	Outdoor Recreation	(121,743.89)	1,032,277.91	910,534.02
072	State & Local Improve Revolving (Water Supply Facilities)	831,517.49	4,212.76	835,730.25	835,730.25
09C	Farm and Forest	601,775.66	601,775.66
09G	Riparian Protection
09R	Economic Development Strategic Reserve	10,621,585.85	2,013,431.23	666,521.12	11,968,495.96	256.37	11,968,752.33
10K	Veterans Innovation Program	14,382.82	14,382.82	14,382.82
10P	Columbia River Basin Water Supply Development	4,016,066.36	12,317.41	67,856.88	3,960,526.89	3,960,526.89
10T	Hood Canal Aquatic Rehabilitation Bond
11F	Reinvesting in Youth	5.98	(5.98)
11N	Heritage Barn Preservation
11W	Water Quality Capital	34,227.10	(34,227.10)
125	Site Closure	37,597,419.92	95,769.74	17,087.07	37,676,102.59	37,676,102.59
12J	Boating Activities
12K	Puget Sound Scientific Research
12R	Independent Youth Housing
14B	Budget Stabilization	340,565,623.03	310,869,946.23	651,435,569.26	651,435,569.26
14C	Puget Sound Recovery
14H	Community Preservation & Development Authority	1,949,795.11	449,031.29	1,500,763.82	1,500,763.82

RECEIPTS & DISBURSEMENTS FOR TREASURY FUNDS

	June 1, 2023		June 2023		June 30, 2023		
	Beginning Book Balance		Plus Receipts	Less Disbursements	Ending Book Balance	Outstanding Warrants	Ending Cash Balance
GENERAL FUND (Continued)							
15J Building Communities	\$	\$	\$	\$	\$	\$	\$
15K Columbia River Water Delivery	16,173.66	16,173.66	16,173.66
15R Evergreen Job Training
16V Water Rights Processing	85,487.33	400.00	85,887.33	85,887.33
177 Judicial Retirement Administrative
17C Opportunity Express Account	62,171.42	62,171.42	62,171.42
17E State Efficiency and Restructuring
17F Washington Opportunity Pathways	47,053,465.28	27,004,011.30	9,486,496.74	64,570,979.84	118,040.37	64,689,020.21	
17K Basic Health Plan Stabilization
18H Opportunity Expansion	326.64	326.64	326.64	
19K Yakima Integrated Plan Implementation
19L Charter Schools Oversight	764,534.93	119,708.53	130,844.44	753,399.02	753,399.02	
19N Diesel Idle Reduction
20C Yakima Integrated Plan Implementation Taxable Bond
20F Invest in Washington	10,898.01	81,930.02	92,828.03	92,828.03	
21B Chehalis Basin
21D Dairy Nutrient Infrastructure
21P Sexual Assault Prevention and Response
21R DCYF Contracted Services Performance Improvement
22C Early Learning Facilities Revolving	(2,165,367.92)	2,543,175.89	1,177,966.88	(800,158.91)	800,158.91	
22D Early Learning Facilities Development	(762,299.43)	1,479,990.86	838,251.45	(120,560.02)	15,560.02	(105,000.00)	
22T Statewide Tourism Marketing	5,376,589.43	13,752.53	11,610.65	5,378,731.31	5,378,731.31	
23H Defense Community Compatibility
23J Statewide Broadband	30,696,131.49	78,211.74	52,488.87	30,721,854.36	792.98	30,722,647.34	
244 Habitat Conservation	(989,036.62)	2,448,574.14	1,481,300.68	(21,763.16)	21,763.16	
24H Career Connected Learning
24M Climate Resiliency
24U Sustainable Farms and Fields
253 Education Construction	22,845.21	58.14	22,903.35	22,903.35	
25C Elementary & Secondary School Emergency Relief III	(51,526,137.38)	109,040,090.88	58,562,673.02	(1,048,719.52)	3,909,732.37	2,861,012.85	
25D Manufacturing and Warehousing Job Centers	1,350,177.10	1,349,977.86	199.24	199.24	
25F Forest Resiliency	194.01	(24.20)	218.21	218.21	
25G Manufacturing Cluster Acceleration	2,798,000.00	2,798,000.00	2,798,000.00	

RECEIPTS & DISBURSEMENTS FOR TREASURY FUNDS

		June 1, 2023	June 2023		June 30, 2023		
		Beginning Book Balance	Plus Receipts	Less Disbursements	Ending Book Balance	Outstanding Warrants	Ending Cash Balance
GENERAL FUND (Continued)							
25H	Fair Start for Kids	\$	\$	\$	\$	\$	\$
25P	Wildfire Response, Forest Restoration, and Community Resilience	32,990,442.44	74,632,217.38	11,474,819.89	96,147,839.93	1,268,544.67	97,416,384.60
26H	Washington State Leadership Board	154,666.79	347.11	129,210.77	25,803.13	5,000.00	30,803.13
26K	School Seismic Safety Grant Program
26R	Clean Energy Transition Workforce
26U	Apple Health and Homes	96,354,327.17	237,446.79	96,116,880.38	464.09	96,117,344.47
26V	Capital Community Assistance	440,238,535.21	24,928,860.56	415,309,674.65	88,408.58	415,398,083.23
27A	Energy Efficiency Revolving Loan Capital
27B	Electric Vehicle Incentive	119,471,580.87	20,754.16	119,450,826.71	119,450,826.71
27C	Community Reinvestment	200,000,000.00	200,000,000.00	200,000,000.00
27F	State Lands Dev Authority Capital
27G	State Lands Dev Authority Operating
291	Education Savings
355	State Taxable Building Construction	54,880,171.91	(2,549,253.66)	9,765,540.96	42,565,377.29	500.30	42,565,877.59
359	School Constr & Skill Ctrs Bldg	37,601.47	37,601.47	37,601.47
489	Pension Funding Stabilization	14,857,197.85	30,164.37	14,887,362.22	14,887,362.22
548	LEOFF System Plan 2 Expense	165,555.54	141,474.38	139,341.19	167,688.73	167,688.73
706	Coronavirus State Fiscal Recovery Fund	1,355,552,601.87	3,046,156.60	223,363,912.24	1,135,234,846.23	6,527,341.16	1,141,762,187.39
707	Washington Rescue Plan Transition	1,000,000,000.00	1,100,000,000.00	2,100,000,000.00	2,100,000,000.00
828	Tobacco Prevention and Control	820,253.41	2,091.90	24,209.00	798,136.31	798,136.31
830	Agricultural College Trust Management	1,482,589.42	0.29	151,014.71	1,331,575.00	5,336.23	1,336,911.23
TOTAL GENERAL FUND		\$ 7,801,234,995.05	\$ 5,394,398,556.84	\$ 3,701,656,916.08	\$ 9,493,976,635.81	\$ 76,994,831.76	\$ 9,570,971,467.57
SPECIAL REVENUE FUNDS							
002	Hospital Data Collection	\$ 170,728.04	\$	\$ 20,985.46	\$ 149,742.58	\$	\$ 149,742.58
003	Architects' License	850,407.58	341,047.46	61,611.48	1,129,843.56	154.02	1,129,997.58
007	Winter Recreational Program	3,672,124.27	2,195.00	359,024.91	3,315,294.36	36,289.16	3,351,583.52
014	Forest Development	19,047,519.35	9,284.47	894,303.06	18,162,500.76	64,800.27	18,227,301.03
01B	ORV & Non-Highway Vehicle Account	1,436,234.07	303,488.78	241,828.23	1,497,894.62	3,701.04	1,501,595.66
01M	Snowmobile	2,956,620.37	247,940.19	299,483.42	2,905,077.14	7,417.02	2,912,494.16
024	Professional Engineers'	1,666,135.93	181,017.00	133,285.05	1,713,867.88	232.00	1,714,099.88
025	Pilotage	168,961.72	372,552.32	178,832.45	362,681.59	362,681.59
026	Real Estate Commission	5,154,562.67	2,161,179.91	687,983.92	6,627,758.66	5,455.04	6,633,213.70
027	Reclamation	5,744,280.96	113,529.24	200,422.54	5,657,387.66	5,965.86	5,663,353.52

RECEIPTS & DISBURSEMENTS FOR TREASURY FUNDS

	June 1, 2023		June 2023		June 30, 2023		
	Beginning Book Balance		Plus Receipts	Less Disbursements	Ending Book Balance	Outstanding Warrants	Ending Cash Balance
SPECIAL REVENUE FUNDS (Continued)							
02A Surveys and Maps	\$ 435,298.75	\$	69,174.84	\$ 81,223.98	\$ 423,249.61	\$ 256.38	\$ 423,505.99
02G Health Professions	30,030,667.99		7,647,976.50	7,541,872.01	30,136,772.48	48,563.88	30,185,336.36
02H Business Enterprises Revolving	592,976.50		50,151.17	83,091.84	560,035.83	1,300.00	561,335.83
02J Certified Public Accountants'	3,742,518.56		100,357.74	144,537.08	3,698,339.22	990.00	3,699,329.22
02K Death Investigations	1,353,263.54		646,347.80	906,765.03	1,092,846.31	28,155.09	1,121,001.40
02M Essential Rail Assistance	614,704.65		6,833.90	1,018.32	620,520.23	620,520.23
02N Parkland Acquisition	2,192,862.00		2,192,862.00	2,192,862.00
02R Aquatic Lands Enhancement	14,444,756.24		7,726.60	2,047.89	14,450,434.95	46,721.75	14,497,156.70
02W Timber Tax Distribution	49,797.74		436,144.05	244,246.33	241,695.46	14,555.01	256,250.47
030 Landowner Contingency Forest Fire Suppression	2,164,303.39		1,065.74	(427,973.16)	2,593,342.29	2,593,342.29
039 Aeronautics	9,285,549.12		992,451.52	842,633.68	9,435,366.96	12,212.75	9,447,579.71
03B Asbestos	1,259,370.63		26,490.32	27,478.99	1,258,381.96	232.37	1,258,614.33
03C Emergency Medical Services and Trauma Care System Trust	8,341,501.88		2,169,747.90	2,309,088.97	8,202,160.81	20,123.50	8,222,284.31
03F 911 Account	12,469,301.79		2,453,731.53	3,216,484.67	11,706,548.65	33,653.16	11,740,201.81
03N Business License	14,929,155.11		2,851,556.85	6,332,041.31	11,448,670.65	97,945.37	11,546,616.02
03P Fire Service Trust	713,626.71		35.00	9,397.20	704,264.51	30.00	704,294.51
03R Safe Drinking Water	6,426,034.97		107,884.27	258,164.39	6,275,754.85	894.47	6,276,649.32
041 Resource Management Cost	29,153,673.82		103,436.39	399,069.64	28,858,040.57	147,358.42	29,005,398.99
042 Charitable, Educational, Penal, and Reformatory Institutions	9,243,089.58		25,880.81	(171,290.98)	9,440,261.37	9,440,261.37
044 Waste Reduction, Recycling, and Litter Control	14,255,014.67		1,368,311.71	2,013,310.64	13,610,015.74	263,354.08	13,873,369.82
045 State Vehicle Parking	308,703.97		308,992.65	589,408.81	28,287.81	472.65	28,760.46
048 Marine Fuel Tax Refund	260,362.45		260,362.45	260,362.45
04E Uniform Commercial Code	2,896,978.87		753,926.65	108,771.30	3,542,134.22	235.69	3,542,369.91
04H Surface Mining Reclamation	2,350,608.21		1,095.34	23,424.85	2,328,278.70	2,328,278.70
04M Recreational Fisheries Enhancement	1,319,953.02		200,207.30	141,934.47	1,378,225.85	1,797.99	1,380,023.84
04R Drinking Water Assistance	168,975,637.33		1,087,758.67	8,366,766.96	161,696,629.04	219.85	161,696,848.89
04V Vehicle License Fraud	485,267.66		3,114.97	488,382.63	488,382.63
04W Waterworks Operator Certification	1,316,209.96		80,589.25	34,095.37	1,362,703.84	132.00	1,362,835.84
058 Public Works Assistance	83,733,386.95		38,268,313.15	5,227,130.07	116,774,570.03	958,909.48	117,733,479.51
05H Disaster Response	(389,032,577.53)		87,853,867.96	101,537,834.33	(402,716,543.90)	1,386,564.23	(401,329,979.67)
05R Drinking Water Assistance Administrative	3,839,425.25		14,847.01	54,098.87	3,800,173.39	3,800,173.39
05W State Drought Preparedness and Response	11,309,726.40		50.00	16,008.16	11,293,768.24	11,293,768.24
06A Salmon Recovery	89,072,797.02		25,034,227.10	1,312,244.01	112,794,780.11	112,794,780.11

RECEIPTS & DISBURSEMENTS FOR TREASURY FUNDS

		June 1, 2023		June 2023		June 30, 2023	
		Beginning Book Balance	Plus Receipts	Less Disbursements	Ending Book Balance	Outstanding Warrants	Ending Cash Balance
SPECIAL REVENUE FUNDS (Continued)							
06G	Real Estate Appraiser Commission	\$ 364,297.75	\$ 185,777.03	\$ 104,417.45	\$ 445,657.33	\$ 683.53	\$ 446,340.86
06K	Lead Paint	195,205.93	5,725.00	200,930.93	25.00	200,955.93
06L	Business and Professions	8,313,245.07	2,605,396.95	1,113,767.79	9,804,874.23	5,903.39	9,810,777.62
06R	Real Estate Research	958,591.30	23,360.00	102,704.00	879,247.30	51,280.00	930,527.30
06T	License Plate Technology	(236,957.37)	1,035,051.33	64,619.49	733,474.47	35.70	733,510.17
071	Warm Water Game Fish	1,301,145.31	217,398.95	108,408.68	1,410,135.58	327.02	1,410,462.60
07W	Domestic Violence Prevention	2,206,012.44	93,830.41	110,161.26	2,189,681.59	7,596.81	2,197,278.40
080	Grade Crossing Protective	74,342.70	401,229.31	220,000.00	255,572.01	255,572.01
081	State Patrol Highway	35,873,047.88	27,938,371.25	23,593,672.72	40,217,746.41	961,804.90	41,179,551.31
082	Motorcycle Safety Education	3,879,280.17	508,847.82	211,615.07	4,176,512.92	2,199.04	4,178,711.96
084	Building Code Council	1,390,230.31	63,771.31	169,422.17	1,284,579.45	6.50	1,284,585.95
086	Fire Service Training	1,619,146.69	275,192.72	(272,648.13)	2,166,987.54	27,442.59	2,194,430.13
087	Park Land Trust Revolving	3,089,137.89	343,768.59	103,061.60	3,329,844.88	3,062.56	3,332,907.44
08A	Education Legacy Trust	1,540,855,864.62	218,841,720.95	1,513,890,617.46	245,806,968.11	855,578.90	246,662,547.01
08H	Military Department Rental and Lease	5,347,102.63	63,840.40	6,367.90	5,404,575.13	5,404,575.13
08K	Problem Gambling	1,070,006.98	129,421.64	78,596.58	1,120,832.04	850.00	1,121,682.04
08M	Small City Pavement and Sidewalk	3,484,641.12	83,836.09	1,961,937.06	1,606,540.15	1,606,540.15
08R	Waste Tire Removal	3,992,666.81	373,864.68	520,747.90	3,845,783.59	3,845,783.59
094	Transportation Infrastructure	8,417,375.51	1,653,815.26	375,752.00	9,695,438.77	9,695,438.77
095	Electrical License	19,308,266.10	3,162,886.55	2,459,198.66	20,011,953.99	58,868.98	20,070,822.97
096	Highway Infrastructure	2,544,247.16	6,475.87	2,550,723.03	2,550,723.03
097	Recreational Vehicle	4,243,364.47	106,323.39	29,895.55	4,319,792.31	52.50	4,319,844.81
099	Puget Sound Capital Construction	42,684,956.45	20,864,030.86	12,125,979.46	51,423,007.85	2,071.20	51,425,079.05
09E	Freight Mobility Investment	8,963,229.56	711,777.33	18,728.26	9,656,278.63	9,656,278.63
09H	Transportation Partnership	(5,472,694.25)	6,503,402.83	1,937,913.64	(907,205.06)	16,674.99	(890,530.07)
09P	City-County Assistance	2,397,846.70	3,188,267.41	3,859,022.59	1,727,091.52	1,727,091.52
09T	Washington Main Street Trust Fund	55,388.16	55,388.16	55,388.16
102	Rural Arterial Trust	25,361,037.97	2,157,388.31	1,027,510.02	26,490,916.26	20.16	26,490,936.42
104	Limited Fish And Wildlife	14,297,815.02	1,904,280.50	1,826,960.00	14,375,135.52	18,342.42	14,393,477.94
106	Highway Safety	97,604,579.21	(15,104,002.95)	14,017,884.64	68,482,691.62	1,062,375.03	69,545,066.65
107	Liquor Excise Tax	9,115,948.51	4,697,496.52	63,990.30	13,749,454.73	422.77	13,749,877.50
108	Motor Vehicle	267,355,274.65	186,460,933.69	201,906,458.93	251,909,749.41	3,630,624.67	255,540,374.08
109	Puget Sound Ferry Operations	1,319,413.24	21,983,279.39	30,428,291.55	(7,125,598.92)	561,512.80	(6,564,086.12)
10A	Aquatic Algae Control	620,504.06	79,274.00	5,304.37	694,473.69	6.00	694,479.69

RECEIPTS & DISBURSEMENTS FOR TREASURY FUNDS

		June 1, 2023		June 2023		June 30, 2023	
		Beginning Book Balance	Plus Receipts	Less Disbursements	Ending Book Balance	Outstanding Warrants	Ending Cash Balance
SPECIAL REVENUE FUNDS (Continued)							
10B	Home Security Fund	\$ 168,648,304.64	\$ 6,320,979.71	\$ 9,143,670.72	\$ 165,825,613.63	\$ 156,614.34	\$ 165,982,227.97
10G	Water Rights Tracking System	313,709.22	313,709.22	313,709.22
110	Special Wildlife	8,585,551.72	30,244.68	361,299.28	8,254,497.12	4,398.65	8,258,895.77
111	Public Service Revolving	28,548,898.89	(143,173.14)	1,920,143.21	26,485,582.54	33,181.69	26,518,764.23
113	Common School Construction	359,073,413.56	6,871,357.73	135,765.58	365,809,005.71	27,219.51	365,836,225.22
116	Basic Data	125,371.01	85,747.00	211,118.01	211,118.01
119	Unemployment Compensation Administration	(1,382,597.43)	13,394,277.18	13,537,071.40	(1,525,391.65)	4,397,007.42	2,871,615.77
11B	Regional Mobility Grant Program	72,466,824.95	9,892,320.66	1,315,643.15	81,043,502.46	81,043,502.46
11E	Freight Mobility Multimodal	13,443,623.97	535,593.08	13,979,217.05	13,979,217.05
11H	Forest and Fish Support	6,907,454.10	6,541.92	552,357.63	6,361,638.39	6,361,638.39
11K	Washington Auto Theft Prevention Authority	876,252.69	288,128.57	(1,513,032.39)	2,677,413.65	2,677,413.65
120	Administrative Contingency	39,961,772.82	2,691,346.24	2,333,710.71	40,319,408.35	4,538.55	40,323,946.90
12C	Affordable Housing For All	35,050,977.36	1,631,762.53	2,491,299.46	34,191,440.43	7,756.94	34,199,197.37
12M	Charitable Organization Education	1,413,161.39	40,930.00	120,069.61	1,334,021.78	1,334,021.78
12T	Traumatic Brain Injury	949,853.73	152,435.78	90,410.91	1,011,878.60	788.00	1,012,666.60
134	Employment Services Administrative	50,780,914.49	11,813,390.19	1,784,571.16	60,809,733.52	3,478.53	60,813,212.05
138	Insurance Commissioner's Regulatory	13,665,627.55	7,960,444.61	2,886,333.49	18,739,738.67	5,810.42	18,745,549.09
144	Transportation Improvement	83,269,364.40	8,663,848.66	3,719,565.66	88,213,647.40	88,213,647.40
146	Firearms Range	1,686,451.51	29,391.12	1,715,842.63	1,715,842.63
14A	Wildlife Rehabilitation	406,511.99	17,625.99	22,124.15	402,013.83	402,013.83
14G	Ballast Water and Biofouling Management	34,693.35	1,291.04	33,402.31	33,402.31
14M	Financial Fraud & ID Theft	2,590,903.03	135,690.00	274,841.10	2,451,751.93	2,451,751.93
14R	Military Active State Service	406,320.82	40,309.39	366,011.43	4,386.88	370,398.31
14V	Ignition Interlock Device	2,299,736.88	689,960.68	229,937.38	2,759,760.18	44,730.00	2,804,490.18
150	Low-Income Weatherization/ Structural Rehabilitation Assistance	1,517,935.46	3,871.09	6,146.35	1,515,660.20	1,515,660.20
153	Rural Mobility Grant Program	8,223,438.87	4,050,434.05	2,208,876.73	10,064,996.19	20,601.23	10,085,597.42
154	New Motor Vehicle Arbitration	1,371,604.01	64,344.00	59,499.37	1,376,448.64	14,683.40	1,391,132.04
158	Aquatic Land Dredged Material Disposal Site	602,249.86	310.84	15,431.71	587,128.99	587,128.99
159	Parks Improvement	568,455.21	148,789.04	67,485.46	649,758.79	15,544.40	665,303.19
15H	Cleanup Settlement	52,878,731.26	135,250.58	105,964.33	52,908,017.51	52,908,017.51
15M	Biotoxin	735,672.26	103,431.81	129,459.10	709,644.97	3.00	709,647.97
160	Wood Stove Education and Enforcement	649,066.52	11,074.49	9,813.99	650,327.02	650,327.02
162	Farm Labor Contractor	166,491.93	1,280.00	167,771.93	35.00	167,806.93

RECEIPTS & DISBURSEMENTS FOR TREASURY FUNDS

		June 1, 2023	June 2023		June 30, 2023		
		Beginning Book Balance	Plus Receipts	Less Disbursements	Ending Book Balance	Outstanding Warrants	Ending Cash Balance
SPECIAL REVENUE FUNDS (Continued)							
167	Natural Resources Conservation Areas Stewardship	\$ 401,884.10	\$	\$ 20,568.89	\$ 381,315.21	\$	\$ 381,315.21
16A	Judicial Stabilization Trust	104,748,804.55	407,292.95	2,367,157.65	102,788,939.85	246,104.08	103,035,043.93
16J	SR 520 Corridor	124,580,202.81	(3,267,433.24)	(6,339,550.22)	127,652,319.79	127,652,319.79
16M	Appraisal Management Company	1,032,325.91	10,200.71	(39,350.76)	1,081,877.38	3.50	1,081,880.88
16P	Marine Resources Stewardship Trust	15.94	0.04	15.98	15.98
16W	Hospital Safety Net Assessment	51,139,937.74	55,240,222.03	9,048,345.20	97,331,814.57	28,546.00	97,360,360.57
172	Basic Health Plan Trust	12,623,154.00	230,431,000.00	230,431,000.00	12,623,154.00	12,623,154.00
176	Water Quality Permit	27,821,341.12	675,173.89	2,280,053.68	26,216,461.33	24,158.87	26,240,620.20
17B	Home Visiting Services	9,394,927.21	399,541.46	2,863,284.23	6,931,184.44	34,581.64	6,965,766.08
17N	Complete Streets Grant Program	3,196,606.00	3,196,606.00	3,196,606.00
17P	SR520 Civil Penalties	7,756,493.34	(974,530.59)	(243,327.02)	7,025,289.77	7,025,289.77
17T	Health Benefit Exchange	12,325,493.06	13,149,470.00	195,324.08	25,279,638.98	25,448.00	25,305,086.98
17W	Limousine Carriers	79,078.42	79,078.42	79,078.42
182	Underground Storage Tank	2,893,371.62	111,479.62	35,430.40	2,969,420.84	2,969,420.84
186	County Arterial Preservation	470,751.34	2,102,062.46	1,115,172.07	1,457,641.73	57.60	1,457,699.33
18J	Capital Vessel Replacement	18,991,169.40	(1,849,917.75)	68,838.71	17,072,412.94	670.75	17,073,083.69
18L	Hydraulic Project Approval
199	Biosolids Permit	1,626,648.46	67,491.58	113,123.37	1,581,016.67	615.00	1,581,631.67
19A	Medicaid Fraud Penalty	20,222,890.20	800,148.61	161,659.10	20,861,379.71	4,393.73	20,865,773.44
19C	Forest Practice Application	346,585.11	177.62	(7,113.88)	353,876.61	2,044.99	355,921.60
19T	DOL Technology Improvement and Data Management	162,379.86	709,060.18	3,726.86	867,713.18	813.65	868,526.83
19V	Andy Hill Cancer Research Endowment Fund	42,938,159.13	(513,194.75)	30,898,649.03	11,526,315.35	11,526,315.35
200	Regional Fisheries Enhancement Salmonid Recovery	(181,963.03)	347,646.21	120,877.40	44,805.78	44,805.78
201	Department of Licensing Services	(359,906.37)	3,999,840.26	364,227.80	3,275,706.09	210.44	3,275,916.53
202	Medical Test Site Licensure	1,290,806.74	1,430,637.10	107,404.60	2,614,039.24	709.56	2,614,748.80
204	Volunteer Fire Fighters' and Reserve Officers' Administrative	14,431,188.29	10,590.78	165,405.21	14,276,373.86	14,276,373.86
207	Hazardous Waste Assistance	3,476,408.32	1,160,484.00	363,783.49	4,273,108.83	79,805.37	4,352,914.20
20B	Brownfield Redevelopment Trust Fund
20H	Connecting Washington	401,733,345.63	64,464,026.40	32,503,296.43	433,694,075.60	1,508,141.89	435,202,217.49
20J	Electric Vehicle	17,714,133.97	(1,278,062.61)	2,104,121.37	14,331,949.99	3,987.50	14,335,937.49
20M	Puget Sound Taxpayer Accountability	4,024,603.28	1,218,809.20	4,031,321.56	1,212,090.92	1,212,090.92
20N	Transportation Future Funding Program	5,998,782.72	15,268.71	6,014,051.43	6,014,051.43

RECEIPTS & DISBURSEMENTS FOR TREASURY FUNDS

		June 1, 2023		June 2023		June 30, 2023	
		Beginning Book Balance	Plus Receipts	Less Disbursements	Ending Book Balance	Outstanding Warrants	Ending Cash Balance
SPECIAL REVENUE FUNDS (Continued)							
20R	Radioactive Mixed Waste	\$ 4,349,330.21	\$ 362.84	\$ 1,022,106.51	\$ 3,327,586.54	\$ 867.81	\$ 3,328,454.35
20T	PLIA Underground Storage Tank Revolving	31,268,357.44	79,712.75	50,291.19	31,297,779.00	31,297,779.00
215	Special Category C	23,250,480.90	872,378.82	1,838,547.72	22,284,312.00	4,132.00	22,288,444.00
216	Air Pollution Control	12,112,305.58	56,547.50	1,294,867.55	10,873,985.53	64,432.26	10,938,417.79
217	Oil Spill Prevention	10,086,023.31	412,025.20	401,806.10	10,096,242.41	2,629.95	10,098,872.36
218	Multimodal Transportation	1,776,916,973.96	(1,377,763,228.27)	25,175,679.78	373,978,065.91	7,123,296.39	381,101,362.30
21E	Concealed Pistol License Renewal	515,653.62	20,158.75	3,044.70	532,767.67	532,767.67
21H	Wastewater Treatment Plant Operator Certification	440,355.09	2,341.50	19,679.27	423,017.32	96.50	423,113.82
21M	Distracted Driving Prevention	36,978.82	635.44	37,614.26	37,614.26
21S	Aquatic Invasive Species Management	323,411.16	163,068.00	46,022.03	440,457.13	3,412.85	443,869.98
21V	Construction Registration Inspection	5,780,894.79	1,253,385.59	1,322,496.97	5,711,783.41	27,738.76	5,739,522.17
222	Freshwater Aquatic Weeds	1,448,940.22	108,717.00	62,428.25	1,495,228.97	3.00	1,495,231.97
223	State Oil Spill Response	4,845,782.28	103,956.71	126,688.21	4,823,050.78	2,513.25	4,825,564.03
22J	Abandoned Recreational Vehicle Disposal	2,173,437.42	398,301.28	180,790.12	2,390,948.58	42,550.46	2,433,499.04
22M	Energy Efficiency	6,048,919.98	9,860.93	6,039,059.05	(16.66)	6,039,042.39
22R	Internet Consumer Access
22U	Secure Drug Take-Back Program	501,122.89	127,079.49	374,043.40	62,650.42	436,693.82
22W	Public Disclosure Transparency	7,816,489.31	1,200.00	30,954.98	7,786,734.33	25.00	7,786,759.33
234	Public Works Administration	9,966,955.73	618,558.04	683,261.99	9,902,251.78	41,003.91	9,943,255.69
235	Youth Tobacco & Vapor Product Prevention	1,819,666.87	137,137.89	172,971.96	1,783,832.80	3,695.32	1,787,528.12
237	Recreation Access Pass	3,892,056.79	(601,318.39)	430.00	3,290,308.40	430.00	3,290,738.40
23G	Vulnerable Roadway User Education	20,556.98	591.94	21,148.92	21,148.92
23N	Model Toxics Control Capital	231,686,856.22	6,820,476.59	3,482,437.37	235,024,895.44	92,342.35	235,117,237.79
23P	Model Toxics Control Operating	84,595,878.38	12,535,332.70	16,572,978.49	80,558,232.59	639,928.26	81,198,160.85
23R	Model Toxics Control Stormwater	78,359,308.93	2,994,190.78	1,495,404.86	79,858,094.85	8,564.17	79,866,659.02
23S	Puget Sound Gateway Facility	3,602.39	9.17	3,611.56	3,611.56
23T	Congestion Relief Traffic Safety	132,599.97	2,522.20	135,122.17	135,122.17
23V	Voluntary Cleanup	866,922.36	34,172.80	36,778.12	864,317.04	22,084.00	886,401.04
23W	Paint Product Stewardship	14,395.79	72,381.28	651.64	86,125.43	86,125.43
24B	Foundational Public Health Services	31,589,821.09	2,115,295.30	33,705,116.39	33,705,116.39
24J	Workforce Education Investment	205,682,647.92	29,749,138.42	6,683,056.43	228,748,729.91	85,487.17	228,834,217.08
24K	Agency Financial Transaction	(235,257.59)	3,773,500.82	558,007.59	2,980,235.64	37.44	2,980,273.08
24L	Ambulance Transport	4,209,304.84	51,799.90	575,501.87	3,685,602.87	3,685,602.87
24N	Fish, Wildlife, and Conservation	26,858,426.83	2,199,374.94	3,727,771.23	25,330,030.54	210,926.07	25,540,956.61

RECEIPTS & DISBURSEMENTS FOR TREASURY FUNDS

		June 1, 2023		June 2023		June 30, 2023	
		Beginning Book Balance	Plus Receipts	Less Disbursements	Ending Book Balance	Outstanding Warrants	Ending Cash Balance
SPECIAL REVENUE FUNDS (Continued)							
24P	Insurance Commissioner's Fraud	\$ 635,933.59	\$ 413,614.00	\$ 160,579.09	\$ 888,968.50	\$ 35,677.16	\$ 924,645.66
24Q	Cooper Jones Active Transportation Safety	1,166,195.39	321,543.78	3,945.00	1,483,794.17	1,483,794.17
24V	Telebehavioral Health Access	390,323.24	544,326.07	413,700.66	520,948.65	12,320.70	533,269.35
25M	State Health Care Affordability	30,000,000.00	5,000,000.00	35,000,000.00	35,000,000.00
25N	Statewide 988 Behavioral Health Crisis Response & Suicide Prevention Line	37,500,956.35	3,905,323.49	1,371,967.91	40,034,311.93	40,034,311.93
25Q	Clean Fuels Program	151,947.00	658,437.00	87,333.07	723,050.93	723,050.93
25T	Refrigerant Emission Management
25U	Department of Licensing Wage Lien	317.00	317.00	317.00
25W	Driver Licensing Technology Support	316,205.31	130,465.84	446,671.15	446,671.15
260	University of Washington Operating Fees	(2,977.74)	(3,101.28)	123.54	123.54
262	Manufactured Home Installation Training	742,832.93	19,909.65	20,070.84	742,671.74	152.10	742,823.84
263	Community and Economic Development Fee	6,766,771.71	5,400.00	69,410.83	6,702,760.88	25,328.03	6,728,088.91
267	Recreation Resources	25,596,514.19	765,832.93	1,565,958.84	24,796,388.28	62,384.57	24,858,772.85
268	Nonhighway and Off-Road Vehicle Activities (NOVA) Program	14,271,612.20	635,757.60	86,268.02	14,821,101.78	25.00	14,821,126.78
269	Parks Renewal and Stewardship	38,258,265.75	7,461,796.52	9,040,224.43	36,679,837.84	539,602.96	37,219,440.80
26A	Carbon Emissions Reduction	70,827,950.00	(12,704,950.00)	58,123,000.00	58,123,000.00
26B	Climate Investment	152,337,179.71	557,089,850.00	624,636.68	708,802,393.03	136.83	708,802,529.86
26C	Climate Commitment
26D	Natural Climate Solutions
26E	Air Quality and Health Disparities Improvement	20,000,000.00	20,000,000.00	40,000,000.00	40,000,000.00
26M	Climate Active Transportation	10,375,661.92	1,937,129.85	23,362.15	12,289,429.62	12,289,429.62
26N	Climate Transit Programs	32,064,816.85	10,771,901.44	19,400,915.70	23,435,802.59	11,789,733.78	35,225,536.37
26P	Move Ahead WA	(176,402,178.24)	1,377,184,737.57	28,586,998.25	1,172,195,561.08	329,060.39	1,172,524,621.47
26Q	Move Ahead WA Flexible	20,064,148.67	4,585,815.27	363,632.96	24,286,330.98	31,952.00	24,318,282.98
26W	Renewable Fuels Accelerator
271	Washington State University Operating Fees
275	Central Washington University Operating Fees
277	State Agency Parking	324,819.55	20.00	580.00	324,259.55	324,259.55
27P	Price Ceiling Unit Emission Reduction Investment
285	Growth Management Planning and Environmental Review	5,775,298.63	169,893.92	800,710.34	5,144,482.21	80,158.91	5,224,641.12
296	Columbia River Basin Water Supply Rev Recovery	7,203,845.90	17,860.56	2,251.17	7,219,455.29	2,943.50	7,222,398.79
315	Dedicated Marijuana	359,254,594.85	(334,057,028.71)	11,408,173.76	13,789,392.38	24,083.10	13,813,475.48

RECEIPTS & DISBURSEMENTS FOR TREASURY FUNDS

		June 1, 2023		June 2023		June 30, 2023	
		Beginning Book Balance	Plus Receipts	Less Disbursements	Ending Book Balance	Outstanding Warrants	Ending Cash Balance
SPECIAL REVENUE FUNDS (Continued)							
319	Public Health Supplemental	\$ 2,242,334.77	\$ 417,094.46	\$ 128,128.97	\$ 2,531,300.26	\$	\$ 2,531,300.26
404	State Treasurer's Service	73,812,393.05	966,269.96	1,077,620.82	73,701,042.19	5,565.46	73,706,607.65
408	Coastal Protection	2,323,766.54	29,203.94	10,729.34	2,342,241.14	777.08	2,343,018.22
441	Local Government Archives	1,832,780.21	237,651.75	(537,083.58)	2,607,515.54	73,795.10	2,681,310.64
500	Perpetual Surveillance and Maintenance	49,762,226.35	126,656.74	49,888,883.09	27.00	49,888,910.09
507	Oyster Reserve Land	479,025.45	1,219.30	19,538.38	460,706.37	460,706.37
511	Tacoma Narrows Toll Bridge	28,426,641.66	6,570,689.08	(5,434,599.17)	40,431,929.91	20.00	40,431,949.91
513	Derelict Vessel Removal	936,581.54	1,988,197.90	521,970.23	2,402,809.21	1,923.00	2,404,732.21
532	Washington Housing Trust Fund	38,299,470.87	763,297.66	2,027,655.36	37,035,113.17	847.72	37,035,960.89
535	Alaskan Way Viaduct Replacement Project	103,264,147.11	(7,576,977.59)	(2,698,510.23)	98,385,679.75	98,385,679.75
549	Election	6,997,816.65	17,844.45	57,142.51	6,958,518.59	6,958,518.59
550	Transportation 2003	42,054,590.04	1,071,240.89	31,042,328.06	12,083,502.87	1,414.44	12,084,917.31
562	Skilled Nursing Facility Safety Net Trust	4,944,739.22	6,598.40	75,172.98	4,876,164.64	4,876,164.64
564	Water Pollution Control Revolving Administration	8,970,037.00	296,157.63	234,368.11	9,031,826.52	9,031,826.52
565	Yakima Integrated Plan Implementation Revenue Recovery
566	Community Forest Trust	282,023.73	688.16	282,711.89	282,711.89
571	Multiuse Roadway Safety	1,270,695.13	33,636.05	12.00	1,304,319.18	1,304,319.18
595	I-405 and SR-167 Express Toll Lanes	359,732,131.51	881,364.33	(1,548,033.19)	362,161,529.03	781.51	362,162,310.54
600	Department of Retirement Systems Expense	28,232,250.49	4,453,259.30	6,624,969.00	26,060,540.79	2,978,980.53	29,039,521.32
689	Rural Washington Loan	1,211,450.87	3,085.06	1,214,535.93	1,214,535.93
727	Water Pollution Control Revolving	370,732,122.30	5,202,563.08	15,237,566.28	360,697,119.10	745,866.25	361,442,985.35
733	Capitol Campus Reserve
777	Prostitution Prevention and Intervention	168,075.60	1,954.11	41,889.85	128,139.86	6,739.22	134,879.08
785	State Educational Trust Fund	4,001,992.72	72,493.14	8.22	4,074,477.64	4,074,477.64
818	Youth Athletic Facility	43,494,372.91	110,707.54	7,100.00	43,597,980.45	43,597,980.45
825	Tobacco Settlement
844	Money-Purchase Retirement Savings Administrative
851	Developmental Disabilities Community Services	39,435,392.85	101,063.86	382,112.14	39,154,344.57	6,008.44	39,160,353.01
874	OASI Revolving	275,488.30	5,613.98	16,627.66	264,474.62	35.02	264,509.64
887	Public Facilities Construction Loan Revolving	36,239,003.56	240,494.10	38,406.92	36,441,090.74	105.79	36,441,196.53
888	Deferred Compensation Administrative	2,886,953.34	(101,994.66)	212,047.71	2,572,910.97	28,009.17	2,600,920.14
893	Radiation Perpetual Maintenance	367,320.40	934.94	368,255.34	368,255.34

RECEIPTS & DISBURSEMENTS FOR TREASURY FUNDS

	June 1, 2023		June 2023		June 30, 2023		
	Beginning Book Balance		Plus Receipts	Less Disbursements	Ending Book Balance	Outstanding Warrants	Ending Cash Balance
TOTAL SPECIAL REVENUE FUNDS	\$ 8,617,387,503.21		\$ 1,459,457,048.24	\$ 2,498,522,915.59	\$ 7,578,321,635.86	\$ 42,380,815.96	\$ 7,620,702,451.82
DEBT SERVICE FUNDS							
303 Highway Bond Retirement	\$ 353,809,411.41		\$ 51,665,554.66	\$ 109,854,297.94	\$ 295,620,668.13	\$	\$ 295,620,668.13
304 Ferry Bond Retirement	12,334,952.80		284,625.51	12,619,578.31	12,619,578.31
305 Transportation Improvement Board Bond Retirement	7,669,643.48		481,846.68	8,151,490.16	8,151,490.16
347 Washington State University Bond Retirement	66,408,033.27		(16,923,254.27)	(51,260.11)	49,536,039.11	49,536,039.11
348 University of Washington Bond Retirement	20,518,456.72		(13,294,759.51)	534,024.19	6,689,673.02	6,689,673.02
380 Debt-Limit General Fund Bond Retirement	59,993.64		59,993.64	59,993.64
381 Debt-Limit Reimbursable Bond Retirement
382 Nondebt-Limit General Fund Bond Retirement
383 Nondebt-Limit Reimbursable Bond Retirement	5,388.86		5,388.86	5,388.86
384 Nondebt-Limit Proprietary Appropriated Bond Retirement
385 Nondebt-Limit Proprietary Nonappropriated Bond Retirement
386 Nondebt-Limit Revenue Bond Retirement
389 Toll Facility Bond Retirement	34,244,227.22		4,319,070.06	33,016,231.01	5,547,066.27	5,547,066.27
TOTAL DEBT SERVICE FUNDS	\$ 495,050,107.40		\$ 26,533,083.13	\$ 143,353,293.03	\$ 378,229,897.50	\$	\$ 378,229,897.50
CAPITAL PROJECTS FUNDS							
01L Higher Education Construction	\$ 0.08		\$ (0.08)	\$	\$	\$	\$
036 Capitol Building Construction	9,222,523.78		29,751.10	(806,753.75)	10,059,028.63	10,059,028.63
056 State Higher Education Construction	2,529.78		(2,529.78)
057 State Building Construction	333,092,568.57		(3,843,948.28)	145,854,305.73	183,394,314.56	2,165,600.36	185,559,914.92
060 Community and Technical College Capital Projects	18,494,012.45		2,158,220.78	9,080,111.00	11,572,122.23	11,572,122.23
061 Eastern Washington University Capital Projects	6,712,061.94		434,748.95	794,377.16	6,352,433.73	6,352,433.73
062 Washington State University Building	21,691,720.49		20,057,324.08	29,564,551.77	12,184,492.80	12,184,492.80
063 Central Washington University Capital Projects	4,976,884.99		678,174.46	742,592.03	4,912,467.42	4,912,467.42
064 University of Washington Building	9,461,422.92		14,471,064.29	4,045,044.49	19,887,442.72	19,887,442.72
065 Western Washington University Capital Projects	9,351,904.90		406,649.32	839,824.17	8,918,730.05	8,918,730.05
066 The Evergreen State College Capital Projects	3,864,437.96		614,347.71	286,190.27	4,192,595.40	4,192,595.40
075 State Social and Health Services Construction	9,396.39		9,396.39	9,396.39
18B Columbia River Basin Tax Bond Water Supply Development	1,281,600.87		3,262.06	1,284,862.93	1,284,862.93

RECEIPTS & DISBURSEMENTS FOR TREASURY FUNDS

		June 1, 2023	June 2023			June 30, 2023		
		Beginning Book Balance	Plus Receipts	Less Disbursements	Ending Book Balance	Outstanding Warrants	Ending Cash Balance	
CAPITAL PROJECTS FUNDS (Continued)								
245	Public Safety Reimbursable Bond	\$ 4.12	\$	\$	\$ 4.12	\$	\$ 4.12	
246	Community and Technical College Forest Reserve	5,159,673.97	5,159,673.97	5,159,673.97	
289	Thurston County Capital Facilities	6,136,278.23	423,187.83	421,036.17	6,138,429.89	11,350.25	6,149,780.14	
357	Gardner-Evans Higher Education Construction	45,698.05	45,698.05	45,698.05	
364	Military Department Capital	4,014,450.02	4,014,450.02	4,014,450.02	
367	Chehalis Basin Taxable	
373	Coronavirus Capital Projects	(6,535,666.98)	1,355,777.17	(7,891,444.15)	171,858.58	(7,719,585.57)	
TOTAL CAPITAL PROJECTS FUNDS		\$ 426,981,502.53	\$ 35,430,252.44	\$ 192,177,056.21	\$ 270,234,698.76	\$ 2,348,809.19	\$ 272,583,507.95	
PERMANENT FUNDS								
04B	Natural Resources Real Property Replacement	\$ 18,277,362.45	\$ 45,735.84	\$	\$ 18,323,098.29	\$	\$ 18,323,098.29	
601	Agricultural Permanent	318,390.39	(380,147.41)	698,537.80	698,537.80	
603	Millersylvania Park Trust	5,892.69	15.00	5,907.69	5,907.69	
604	Normal School Permanent	88,230.10	(25,256.22)	113,486.32	113,486.32	
605	Permanent Common School	62,166.67	5,026.66	57,140.01	57,140.01	
606	Scientific Permanent	553,609.87	(400,422.75)	(304,150.10)	457,337.22	457,337.22	
607	State University Permanent	133,382.94	(151,215.51)	284,598.45	284,598.45	
TOTAL PERMANENT FUNDS		\$ 19,439,035.11	\$ (354,671.91)	\$ (855,742.58)	\$ 19,940,105.78	\$	\$ 19,940,105.78	
ENTERPRISE FUNDS								
401	Correctional Industries	\$ 1,596,719.97	\$ 11,235,561.25	\$ 11,816,370.29	\$ 1,015,910.93	\$ 355,758.14	\$ 1,371,669.07	
407	Secretary of State's Revolving	10,308,266.17	941,678.00	809,005.47	10,440,938.70	25.00	10,440,963.70	
418	State Health Care Authority Administrative	1,559,499.42	1,666,070.28	1,828,252.65	1,397,317.05	110.34	1,397,427.39	
492	School Employees' Insurance Administrative	(96,521.64)	2,657,879.00	1,464,693.75	1,096,663.61	56.98	1,096,720.59	
578	Lottery Administrative	1,437,636.18	1,380,350.32	1,277,877.35	1,540,109.15	247.42	1,540,356.57	
608	Accident	82,322.28	80,054,784.80	79,975,519.80	161,587.28	11,811,025.85	11,972,613.13	
609	Medical Aid	19,790,601.82	90,239,771.62	102,385,278.10	7,645,095.34	8,515,455.06	16,160,550.40	
610	Accident Reserve	91,894.24	62,307,410.39	48,344,712.98	14,054,591.65	958,014.54	15,012,606.19	
881	Supplemental Pension	32,878,032.69	60,311,037.28	91,486,481.43	1,702,588.54	1,947,768.18	3,650,356.72	
883	Second Injury	81,317,452.03	3,567,868.98	135,966.98	84,749,354.03	12,815.13	84,762,169.16	
TOTAL ENTERPRISE FUNDS		\$ 148,965,903.16	\$ 314,362,411.92	\$ 339,524,158.80	\$ 123,804,156.28	\$ 23,601,276.64	\$ 147,405,432.92	

RECEIPTS & DISBURSEMENTS FOR TREASURY FUNDS

		June 1, 2023		June 2023		June 30, 2023	
		Beginning Book Balance	Plus Receipts	Less Disbursements	Ending Book Balance	Outstanding Warrants	Ending Cash Balance
INTERNAL SERVICE FUNDS							
006	Public Records Efficiency, Preservation & Access	\$ 2,643,861.91	\$ 204,255.43	\$ 1,504,770.38	\$ 1,343,346.96	\$ 400.00	\$ 1,343,746.96
405	Legal Services Revolving	27,981,654.36	22,027,204.59	21,552,424.27	28,456,434.68	703,174.79	29,159,609.47
410	Transportation Equipment	33,205,469.72	1,217,053.82	(15,770.64)	34,438,294.18	122,014.34	34,560,308.52
415	Personnel Service	16,971,928.74	1,469,548.40	1,826,491.52	16,614,985.62	12,616.20	16,627,601.82
455	Higher Education Personnel Service	1,017,216.77	22,185.26	108,612.23	930,789.80	726.61	931,516.41
468	OFM Central Service	5,378,558.67	9,794.51	979,060.17	4,409,293.01	164.46	4,409,457.47
483	Auditing Services Revolving	129,801.08	839,867.63	767,873.69	201,795.02	232.50	202,027.52
484	Administrative Hearings Revolving	13,182,657.59	5,282,744.83	2,816,161.80	15,649,240.62	109,761.66	15,759,002.28
TOTAL INTERNAL SERVICE FUNDS		\$ 100,511,148.84	\$ 31,072,654.47	\$ 29,539,623.42	\$ 102,044,179.89	\$ 949,090.56	\$ 102,993,270.45
PENSION TRUST FUNDS							
614	Volunteer Firefighters' Relief and Pension Principal	\$ 569,653.81	\$ 1,021,493.26	\$ 1,196,068.10	\$ 395,078.97	\$ 105,526.30	\$ 500,605.27
615	State Patrol - Plan1	1,025,432.40	7,722,626.53	7,785,163.59	962,895.34	55,731.65	1,018,626.99
616	Judges' Retirement	1,455,216.57	3,745.74	18,196.57	1,440,765.74	1,440,765.74
630	State Patrol - Plan 2	553,869.43	2,107,305.83	2,129,678.77	531,496.49	39,183.22	570,679.71
631	Public Employees' Retirement System Plan 1	8,355,280.50	154,726,560.19	154,805,236.65	8,276,604.04	868,016.11	9,144,620.15
632	Teachers' Retirement System Plan 1	6,313,284.93	301,718,507.65	301,820,045.28	6,211,747.30	582,992.84	6,794,740.14
633	School Employees' Retirement System Combined Plan 2 & 3	7,439,660.04	70,599,130.55	70,884,609.33	7,154,181.26	545,834.26	7,700,015.52
635	Public Safety Employees Retirement System Plan 2	396,989.02	10,318,302.92	10,130,834.99	584,456.95	42,183.91	626,640.86
641	Public Employees' Retirement System Combined Plan 2 & 3	17,791,333.08	342,482,693.07	340,491,189.65	19,782,836.50	1,760,081.83	21,542,918.33
642	Teachers' Retirement System Combined Plan 2 and 3	23,649,348.75	204,293,488.79	204,140,199.08	23,802,638.46	459,301.80	24,261,940.26
661	Higher Ed Retirement Plan Supplemental Benefit-UW	153.45	677,702.89	677,800.73	55.61	55.61
662	Higher Ed Retirement Plan Supplemental Benefit -WSU	76,223.51	76,223.51
663	Higher Ed Retirement Plan Supplemental Benefit-EWU	7,733.92	15,417.46	15,182.69	7,968.69	7,968.69
664	Higher Ed Retirement Plan Supplemental Benefit-CWU	16,796.97	16,796.97
665	Higher Ed Retirement Plan Supplemental Benefit-TESC	4,184.63	4,184.63
667	Higher Ed Retirement Plan Supplemental Benefit-WWU	11,453.75	11,453.75	11,453.75

RECEIPTS & DISBURSEMENTS FOR TREASURY FUNDS

		June 1, 2023		June 2023		June 30, 2023	
		Beginning Book Balance	Plus Receipts	Less Disbursements	Ending Book Balance	Outstanding Warrants	Ending Cash Balance
PENSION TRUST FUNDS (Continued)							
668	Higher Ed Retirement Plan Supplemental Benefit -SBCTC	\$	\$ 106,934.30	\$ 106,934.30	\$	\$	\$
722	Deferred Compensation Principal	6,372,205.35	70,933,955.09	71,881,055.13	5,425,105.31	1,067.65	5,426,172.96
729	Judicial Retirement Principal	11,313.19	28,176.47	28,145.54	11,344.12	11,344.12
819	LEOFF Plan 1 Retirement	3,001,328.31	34,530,132.31	34,621,189.36	2,910,271.26	554,981.75	3,465,253.01
829	LEOFF Plan 2 Retirement	6,295,049.09	86,857,511.21	88,021,266.11	5,131,294.19	472,586.20	5,603,880.39
882	Washington Judicial Retirement System	9,590,311.56	25,488.49	542,181.92	9,073,618.13	9,073,618.13
TOTAL PENSION TRUST FUNDS		\$ 92,828,163.40	\$ 1,288,277,831.61	\$ 1,289,392,182.90	\$ 91,713,812.11	\$ 5,487,487.52	\$ 97,201,299.63
CUSTODIAL FUNDS							
01P	Suspense	\$ 73,072,140.33	\$ 2,942,966,830.91	\$ 2,967,267,458.94	\$ 48,771,512.30	\$ 118,939.61	\$ 48,890,451.91
01R	Undistributed Receipts	32,548.80	32,548.80	32,548.80
01T	Local Leasehold Excise Tax	348,599.75	114,986.33	233,613.42	233,613.42
034	Local Sales and Use Tax
035	State Payroll Revolving	22,151,647.03	652,081,080.24	637,032,372.36	37,200,354.91	2,054,455.11	39,254,810.02
768	Local Real Estate Excise Tax
795	State Investment Board Commingled Monthly Bond
865	State Investment Board Commingled Trust	13,673.11	13,673.11
877	OASI Contribution
TOTAL CUSTODIAL FUNDS		\$ 95,604,935.91	\$ 3,595,061,584.26	\$ 3,604,428,490.74	\$ 86,238,029.43	\$ 2,173,394.72	\$ 88,411,424.15
TOTAL TREASURY FUNDS		\$ 17,798,003,294.61	\$ 12,144,238,751.00	\$ 11,797,738,894.19	\$ 18,144,503,151.42	\$ 153,935,706.35	\$ 18,298,438,857.77

RECEIPTS & DISBURSEMENTS FOR TREASURER'S TRUST FUNDS

		June 1, 2023	June 2023		June 30, 2023		
		Beginning Book Balance	Plus Receipts	Less Disbursements	Ending Book Balance	Outstanding Warrants	Ending Cash Balance
GENERAL FUND							
06N	Local Tax Administration	\$	\$	\$	\$	\$	\$
07F	Commercial Fisheries Buyback
08B	Foster Care Endowed Scholarship Trust	16,783.40	42.72	16,826.12	16,826.12
08E	Individual Development Account Program	2,100.00	5.34	2,105.34	2,105.34
08N	State Financial Aid	92,933,593.99	(27,602,287.09)	5,322,103.32	60,009,203.58	13,748.93	60,022,952.51
08T	Transportation Innovative Partnership
11M	Poet Laureate	115.55	115.55	115.55
11R	Hospital Infection Control Grant
12L	Outdoor Education and Recreation Prog	2,647,685.60	2,647,685.60	2,647,685.60
12P	Geoduck Aquaculture Research
131	Fair	545,540.53	1,778.64	4,999.99	542,319.18	542,319.18
14N	Legislative Oral History	26,900.20	26,900.20	26,900.20
14P	Skeletal Human Remains Assistance	224,314.99	62,415.53	161,899.46	62,415.53	224,314.99
15B	Food Animal Vet Scholarship
15N	Business Assistance
16F	Washington State Flag
16K	Mortgage Recovery
16R	Multiagency Permitting Team	100,201.44	255.05	100,456.49	100,456.49
17R	Aerospace Training Student Loan	215,806.91	890.92	2,684.67	214,013.16	214,013.16
18C	Native Education Public-Private Partnership
18F	High School Completion
18G	Opportunity Scholarship Match Transfer	385,000.00	9,353,000.00	9,738,000.00	9,738,000.00
18K	24/7 Sobriety	24,227.46	335.76	24,563.22	24,563.22
18V	Science, Technology, Engineering and Math Education Lighthouse
19J	Universal Communications Services	188,831.51	12,565.45	176,266.06	176,266.06
20L	Early Start	494,262.23	359,109.44	135,152.79	16,826.40	151,979.19
21J	Gina Grant Bull Memorial Legislative Page Scholarship	47,877.04	134.16	(4,830.69)	52,841.89	52,841.89
21L	Low-Income Home Rehab Revolving Loan Program	257,124.53	654.46	257,778.99	257,778.99
21T	Suicide-Safer Homes Project	25,000.01	25,000.01	25,000.01
22A	State Agency Office Relocation Pool	4,294,186.20	4,294,186.20	4,294,186.20
22B	Highway Worker Memorial Scholarship
22S	Landlord Mitigation Program	3,596,187.36	330,939.97	23,488.25	3,903,639.08	10,303.19	3,913,942.27
22V	Medical Student Loan	1,247,479.24	1,247,479.24	1,247,479.24

RECEIPTS & DISBURSEMENTS FOR TREASURER'S TRUST FUNDS

		June 1, 2023		June 2023		June 30, 2023	
		Beginning Book Balance	Plus Receipts	Less Disbursements	Ending Book Balance	Outstanding Warrants	Ending Cash Balance
GENERAL FUND (Continued)							
23B	Rural Jobs Program Match Transfer	\$ 895.86	\$ 199,000.00	\$	\$ 199,895.86	\$	\$ 199,895.86
23E	Washington History Day	109,489.63	277.27	109,766.90	109,766.90
23F	Open Educational Resources
23L	Indian Health Improvement Reinvestment	342,053.45	20,232.20	25,762.96	336,522.69	336,522.69
24A	Behavioral Health Loan Repayment Program	2,531,336.38	24,190.01	44,502.94	2,511,023.45	17,276.66	2,528,300.11
24F	Veterans Service Officer
24W	Undocumented Student Support Loan Match
25B	Unemployment Insurance Relief	30,284.75	30,284.75	30,284.75
25E	Rosa Franklin Legislative Internship Program Scholarship	327.16	(246.67)	80.49	80.49
25J	Department of Transportation Purple Heart State
25K	Department of Veterans' Affairs Purple Heart State	50.00	1,000.00	1,050.00	1,050.00
25L	Military Department Purple Heart State
26F	Billy Frank Jr. National Statuary Hall Collection	85,927.94	50.00	85,977.94	85,977.94
26T	Washington Student Loan	172,361,890.17	438,713.01	172,800,603.18	172,800,603.18
27E	Equitable Access to Credit Program
27H	Veterans & Military Members Suicide Prevention	3,490.00	3,973.00	7,463.00	7,463.00
27M	WA State Global War on Terror Memorial	3,650.00	3,650.00	3,650.00
290	Savings Incentive	2,800,093.39	2,800,093.39	2,800,093.39
447	Information Technology Investment Revolving	32,640,596.96	2,125,324.98	30,515,271.98	95.38	30,515,367.36
490	Regional Transportation Investment District
514	Agricultural Conservation Easements
534	Washington Graduate Fellowship Trust	489.80	489.80	489.80
551	Washington Youth and Families	124,634.31	124,634.31	124,634.31
552	Conservation Assistance Revolving	463,714.45	463,714.45	463,714.45
653	Washington Distinguished Professorship Trust
703	COVID-19 Unemployment
704	COVID-19 Public Health Response	454,936,035.96	32,243,249.20	19,384,591.14	467,794,694.02	83,593.24	467,878,287.26
708	Salary/Insurance Contribution Increase Revolving	1,725,689.08	1,453,151.38	272,537.70	272,537.70
743	College Faculty Awards Trust	186.14	186.14	186.14
747	Health Professional Loan Repayment & Scholarship Program	20,724,461.36	583,732.50	118,736.07	21,189,457.79	30,339.60	21,219,797.39
748	WA Career and College Pathways Innov Challenge	4,295,613.98	12,236.04	476,594.96	3,831,255.06	3,831,255.06
781	Cross-State Trail	473.10	473.10	473.10

RECEIPTS & DISBURSEMENTS FOR TREASURER'S TRUST FUNDS

		June 1, 2023		June 2023		June 30, 2023	
		Beginning Book Balance	Plus Receipts	Less Disbursements	Ending Book Balance	Outstanding Warrants	Ending Cash Balance
GENERAL FUND (Continued)							
793	Health Insurance Pool	\$	\$	\$	\$	\$	\$
817	Stadium and Exhibition Center Construction
835	Four Year Student Child Care in Higher Education	34,734.21	34,734.21	34,734.21
TOTAL GENERAL FUND		\$ 800,489,336.27	\$ 15,612,156.49	\$ 29,411,200.39	\$ 786,690,292.37	\$ 234,598.93	\$ 786,924,891.30
SPECIAL REVENUE FUNDS							
01F	Crime Victims' Compensation	\$ 3,605,415.13	\$ 165,472.07	\$	\$ 3,770,887.20	\$	\$ 3,770,887.20
03K	Industrial Insurance Premium Refund	7,371,817.01	307,959.96	125,847.79	7,553,929.18	528.86	7,554,458.04
04F	Real Estate Education Program	610,677.80	2,318.86	11,377.05	601,619.61	601,619.61
06H	Oral History, State Library, and Archives	506,054.78	23,724.76	20,162.14	509,617.40	509,617.40
06J	Securities Prosecution	640,031.40	51,169.81	5,000.00	686,201.21	686,201.21
07A	Mortgage Lending Fraud Prosecution	160,310.94	116,249.55	37,700.00	238,860.49	37,700.00	276,560.49
07B	Organ and Tissue Donation Awareness	46,647.34	46,363.98	48,025.84	44,985.48	48,025.84	93,011.32
07E	Contract Harvesting Revolving	6,029,237.48	14,959.08	(1,458,500.47)	7,502,697.03	275,826.56	7,778,523.59
07J	"Helping Kids Speak"	2,839.67	2,436.00	1,717.33	3,558.34	3,558.34
07K	Special License Plate Applicant Trust	12,206.00	12,206.00	12,206.00
07L	Legislative International Trade	1,300.25	140.16	1,160.09	1,160.09
07N	Produce Railcar Pool	51.86	0.13	51.99	51.99
07T	Commemorative Works	3,550.06	9.04	3,559.10	3,559.10
07V	Fish and Wildlife Enforcement Reward	224,996.88	7,412.72	4,907.72	227,501.88	227,501.88
08C	Gonzaga University Alumni Association	6,583.37	4,524.34	4,552.34	6,555.37	6,555.37
08F	Lighthouse Environmental Programs	12,513.65	7,170.34	7,357.01	12,326.98	12,326.98
08G	Flexible Spending Administrative	2,502,870.84	(63,318.00)	80,719.58	2,358,833.26	2,358,833.26
08J	Prescription Drug Consortium	59,524.25	4,140.18	636.04	63,028.39	63,028.39
08L	"Ski & Ride Washington"	6,332.89	3,189.67	2,587.67	6,934.89	6,934.89
08P	State Parks Education and Enhancement	323,753.84	15,346.36	5,498.66	333,601.54	333,601.54
08V	Veterans Stewardship	1,102,020.39	74,844.95	(18,411.17)	1,195,276.51	374.62	1,195,651.13
08W	"Washington's National Park Fund"	31,317.95	28,667.36	26,483.38	33,501.93	33,501.93
098	Eastern Washington Pheasant Enhancement	285,588.94	4,324.56	33,707.56	256,205.94	2,169.40	258,375.34
09A	We Love Our Pets	13,290.59	4,719.24	5,586.02	12,423.81	12,423.81
09B	Boating Safety Education Certification	809,254.15	44,565.00	10,625.96	843,193.19	1,445.00	844,638.19
09J	Washington Coastal Crab Pot Buoy Tag	203,541.24	3,213.38	200,327.86	200,327.86
09K	Life Sciences Discovery	1,641,540.13	4,178.21	1,645,718.34	1,645,718.34
09L	Nursing Resource Center	436,185.96	67,349.00	507.65	503,027.31	503,027.31

RECEIPTS & DISBURSEMENTS FOR TREASURER'S TRUST FUNDS

	June 1, 2023		June 2023		June 30, 2023	
	Beginning Book Balance	Plus Receipts	Less Disbursements	Ending Book Balance	Outstanding Warrants	Ending Cash Balance
SPECIAL REVENUE FUNDS (Continued)						
10F "Share the Road"	\$ 16,691.72	\$ 6,360.67	\$ 5,905.68	\$ 17,146.71	\$	\$ 17,146.71
11A Employment Training Finance	424,465.18	24,306.29	448,771.47	448,771.47
11J Electronic Products Recycling	1,091,209.00	21,383.23	1,069,825.77	1,069,825.77
11P Large On-Site Sewage Systems
11V Veteran Estate Management	(7,226.97)	30,312.40	(22,791.37)	45,876.80	202.97	46,079.77
126 Agricultural Local	33,803,457.79	1,210,915.67	3,144,780.82	31,869,592.64	112,812.21	31,982,404.85
128 Grain Inspection Revolving	(1,831,831.51)	3,008,736.12	932,473.86	244,430.75	440.48	244,871.23
12E Assisted Living Facility Management	632,629.02	(20,852.13)	653,481.15	653,481.15
12F Manufactured/Mobile Home Dispute Resol	2,440,487.95	38,961.00	57,867.26	2,421,581.69	2,421,581.69
12G Rockfish Research	532,153.66	21,576.08	12,569.79	541,159.95	2.50	541,162.45
12H Uniformed Service Shared Leave Pool	951,326.39	8,633.97	(75,339.90)	1,035,300.26	1,035,300.26
12N Get Ready For Math & Science Schlarshp	273,848.28	5,130.18	278,978.46	278,978.46
133 Children's Trust	466,721.30	5,058.08	1,167.10	470,612.28	240.00	470,852.28
14E Washington State Library Operations	6,431,307.61	360,307.04	742,536.78	6,049,077.87	1,597.29	6,050,675.16
14W Reduced Cigarette Ignition Propensity	799,380.68	2,074.20	9,718.35	791,736.53	12,499.76	804,236.29
15A Transitional Housing Oper & Rent	0.41	0.41	0.41
15T Broadband Mapping
15V Funeral and Cemetery	455,408.07	13,071.27	104,033.71	364,445.63	220.21	364,665.84
15W Guaranteed Asset Protection Waiver	19,750.00	19,750.00	19,750.00
163 Worker and Community Right to Know	3,552,240.57	17,073.33	521,350.86	3,047,963.04	203,232.37	3,251,195.41
169 Horse Racing Commission Operating	971,417.21	159,715.17	167,414.56	963,717.82	106.00	963,823.82
16B Landscape Architects' License	306,017.95	25,859.02	(60,217.22)	392,094.19	7.00	392,101.19
16E Spec Forest Products Outreach/Education	75,634.19	572.17	76,206.36	76,206.36
16G Universal Vaccine Purchase	9,627,737.01	8,218,155.56	4,846,859.63	12,999,032.94	12,999,032.94
16L Accessible Communities	920,957.65	19,209.75	487.59	939,679.81	939,679.81
16N Disabled Veterans Assistance
16T Product Stewardship Programs	321,509.40	1,976.61	319,532.79	319,532.79
17L Foreclosure Fairness	1,705,836.71	19,925.00	26,263.38	1,699,498.33	1,699,498.33
17M Individual-Based/Portable Background Check Clearance	955,207.87	955,207.87	955,207.87
17V Volunteer Firefighters	6,344.34	2,968.01	3,353.01	5,959.34	5,959.34
180 Local Government Administrative Hearings	200,685.94	1,677.00	199,008.94	199,008.94
189 Clarke-McNary
18A Investing In Innovation
18E Educator Certification Processing	5,484,441.94	631,392.00	(70,879.66)	6,186,713.60	1,813.29	6,188,526.89

RECEIPTS & DISBURSEMENTS FOR TREASURER'S TRUST FUNDS

	June 1, 2023		June 2023		June 30, 2023		
	Beginning Book Balance		Plus Receipts	Less Disbursements	Ending Book Balance	Outstanding Warrants	Ending Cash Balance
SPECIAL REVENUE FUNDS (Continued)							
18M Music Matters Awareness	\$ 6,857.67	\$	6,435.34	\$ 4,953.68	\$ 8,339.33	\$	8,339.33
18N Damage Prevention	165,858.86		6,900.00	17,450.00	155,308.86	5,450.00	160,758.86
18R Seattle Sounders FC	5,716.68		3,742.00	3,279.74	6,178.94		6,178.94
190 Forest Fire Protection Assessment	12,802,739.71		31,820.59	303,608.58	12,530,951.72	51,402.65	12,582,354.37
193 State Forest Nursery Revolving	(227,107.23)		2,397.91	(632,883.49)	408,174.17	4,490.70	412,664.87
195 Energy	0.21				0.21		0.21
197 Statute Law Committee Publications	878,213.42		251.85	5,260.72	873,204.55		873,204.55
198 Access Road Revolving	7,166,864.95		10,125.74	959,240.32	6,217,750.37	69,160.93	6,286,911.30
19B School for the Blind	5,117,105.73		270,402.73	677,321.11	4,710,187.35		4,710,187.35
19E 4-H Program	555.34		224.00	555.34	224.00		224.00
19F Seattle Seahawks	47,953.14		22,232.00	22,118.25	48,066.89		48,066.89
19H Center for Deaf/Hard of Hearing Youth	2,363,090.33		100,253.38	1,445.64	2,461,898.07		2,461,898.07
19M Seattle University	15,248.19		700.00	697.67	15,250.52		15,250.52
19P Child Rescue	113,748.32		806.55		114,554.87		114,554.87
19R Residential Services and Support	88,099.63			(5.09)	88,104.72		88,104.72
19W Wolf-Livestock Conflict	257,818.38			2,531.04	255,287.34	1,731.04	257,018.38
205 Mobile Home Park Relocation	3,480,528.28		138,955.72	97,592.59	3,521,891.41	33,106.24	3,554,997.65
206 Cost of Supervision	1,081,861.88			475.00	1,081,386.88		1,081,386.88
209 Regional Fisheries Enhancement Group	1,665,824.41		426,067.17	41,341.11	2,050,550.47	203.06	2,050,753.53
20A State Flower	3,418.33		2,986.67	2,851.33	3,553.67		3,553.67
20D CPA Scholarship Transfer	125,000.00				125,000.00		125,000.00
20E WA Internet Crimes Against Children	1,070,474.30			15,102.70	1,055,371.60		1,055,371.60
20G Washington Farmers and Ranchers	581.00		417.67	408.33	590.34		590.34
20K Licensing & Enforcement System Modernization							
20P Nursing Facility Quality Enhancement	5,199,633.99				5,199,633.99		5,199,633.99
20W Washington Tennis	13,301.11		112.00		13,413.11		13,413.11
210 Fire Protection Contractor License	1,166,846.70		41,847.00	45,571.74	1,163,121.96		1,163,121.96
213 Veterans' Emblem	25,846.43		224.00		26,070.43		26,070.43
214 Temporary Worker Housing	373,158.83		1,732.00	20,301.81	354,589.02		354,589.02
219 Air Operating Permit	4,206,669.01			125,702.28	4,080,966.73	30,028.26	4,110,994.99
21A Washington State Wrestling	753.67		753.67	697.67	809.67		809.67
21C Washington Sexual Assault Kit	19,335.59		49.22		19,384.81		19,384.81
21F Fred Hutch	532.00		723.34	560.00	695.34		695.34
21G Washington State Aviation	167,177.47		4,594.34		171,771.81		171,771.81

RECEIPTS & DISBURSEMENTS FOR TREASURER'S TRUST FUNDS

	June 1, 2023		June 2023		June 30, 2023	
	Beginning Book Balance	Plus Receipts	Less Disbursements	Ending Book Balance	Outstanding Warrants	Ending Cash Balance
SPECIAL REVENUE FUNDS (Continued)						
21N NE WA Wolf-Livestock Management	\$ 300,438.11	\$ 786.47	\$ 18,040.30	\$ 283,184.28	\$	\$ 283,184.28
21Q Forest Health Revolving	28,676,880.13	72,554.04	(378,150.02)	29,127,584.19	2,024.55	29,129,608.74
21U Veteran's In-State Service Shared Leave Pool	274,498.91	11,328.87	285,827.78	285,827.78
21W K-12 Criminal Background Check	795,448.85	33,801.75	155,959.09	673,291.51	102.50	673,394.01
225 Fingerprint Identification	5,222,645.15	979,983.95	857,074.40	5,345,554.70	8,290.57	5,353,845.27
22G Photovoltaic Module Recycling	360.76	360.76	360.76
22H Foster Parent Shared Leave Pool	308,396.33	8,290.53	2,130.00	314,556.86	314,556.86
22K Watershed Restoration Enhancement	601,450.00	350.00	601,800.00	601,800.00
22L Public Use General Aviation Airport Loan Revolving	5,554,186.78	14,140.43	38,980.73	5,529,346.48	5,529,346.48
22N Fish and Wildlife Federal Lands Revolving	(29,665.54)	(29,665.54)	(29,665.54)
22P Natural Resources Federal Lands Revolving	9,042,098.02	23,743.17	38,344.08	9,027,497.11	1,000.00	9,028,497.11
22Q Seattle Mariners	3,256.08	(14.00)	3,242.08	3,242.08
23A Student Loan Advocate	409,975.25	310,632.92	13,200.25	707,407.92	707,407.92
23C Department of Licensing Tuition Recovery	214,800.88	3,485.89	218,286.77	218,286.77
23D Student Achievement Council Tuition Recovery Trust	330,968.94	841.68	331,810.62	331,810.62
23K Smoke Detection Device Awareness	36,533.32	36,533.32	36,533.32
23M County Road Administration Board Emergency Loan	2,569,286.16	6,539.61	2,575,825.77	2,575,825.77
24C San Juan Islands Programs	3,663.34	4,837.01	3,887.34	4,613.01	4,613.01
24D Seattle Storm
24E Washington State Library-Archives Building	17,892,650.93	266,392.08	18,159,043.01	18,159,043.01
24G Hemp Regulatory	265,918.73	12,004.11	2,577.52	275,345.32	275,345.32
24R Energy Independence Act Special
24S Seattle NHL Hockey	3,797.50	3,682.00	3,965.50	3,514.00	3,514.00
24T State Firearms Background Check System	3,989,490.46	7,564.30	306,219.32	3,690,835.44	322.21	3,691,157.65
259 Coastal Crab	121,155.46	800.00	120,355.46	120,355.46
25A Washington Apples	2,909.67	2,279.67	2,965.67	2,223.67	2,223.67
25R Recycled Content	486,498.40	48,182.38	33,218.70	501,462.08	501,462.08
25S Recycling Enhancing
25V Washington State Attorney General Charitable Asset Protection	626,180.41	73,671.50	51,656.79	648,195.12	648,195.12
26G Energy Facility Site Eval Council	(2,043,602.88)	1,471,154.35	258,214.83	(830,663.36)	4,453.76	(826,209.60)
26J WA State Leadership Board Spec Lic Plate	414,119.13	13,181.79	427,300.92	427,300.92
26S Patches Pal License Plate	1,316.00	1,372.00	1,316.00	1,372.00	1,372.00

RECEIPTS & DISBURSEMENTS FOR TREASURER'S TRUST FUNDS

	June 1, 2023		June 2023		June 30, 2023		
	Beginning Book Balance		Plus Receipts	Less Disbursements	Ending Book Balance	Outstanding Warrants	Ending Cash Balance
SPECIAL REVENUE FUNDS (Continued)							
274 Adult Family Home	\$ 549,174.02	\$	\$ (2,494.66)	\$ 551,668.68	\$	\$ 551,668.68
27D Driver Resource Center	4,879,336.32		169,925.46	4,709,410.86	168,952.21	4,878,363.07
27N Washington Wine License Plate	4,956.00		644.00	5,600.00	5,600.00
27Q State OPIOID Settlement
27V WA State Attorney General Humane Detention
281 Impaired Driving Safety	20,985.84		87,868.90	108,854.74	108,854.74
283 Juvenile Accountability Incentive	319,096.12		812.19	319,908.31	319,908.31
297 Pipeline Safety	3,413,327.79		121.29	224,277.76	3,189,171.32	9,554.55	3,198,725.87
298 Geologists'	243,569.74		30,351.96	(81,448.25)	355,369.95	331.77	355,701.72
300 Financial Services Regulation	51,744,366.89		2,169,119.08	2,919,683.65	50,993,802.32	34,404.68	51,028,207.00
320 Puget Sound Crab Pot Buoy Tag	13,461.60		200.00	13,261.60	13,261.60
328 Crim Justice Training Commis Firing Range Maintenance	213,403.00		213,403.00	213,403.00
416 Surplus and Donated Food Commodities Revolving	2,314,329.66		1,170,466.69	3,484,796.35	3,484,796.35
424 Anti-Trust Revolving	1,002,866.39		603,134.96	399,731.43	2,150.92	401,882.35
474 School Employees Flexible & Dependent Care Administration	17,944.50		34,136.00	34,459.93	17,620.57	17,620.57
480 Financial Education Public-Private Partnership	131,041.17		131,041.17	131,041.17
485 Horse Racing Owners' Bonus/Breeder Awards	188,083.36		59,005.56	247,088.92	574.88	247,663.80
495 Toll Collection	27,545,793.35		18,349,821.00	22,637,261.54	23,258,352.81	93,866.70	23,352,219.51
496 Educator Conditional Scholarship	4,007,461.89		24,622.74	68,136.43	3,963,948.20	27,000.00	3,990,948.20
497 Horse Racing Commission Class C Purse Fund	220,718.52		6,414.99	227,133.51	227,133.51
498 Washington State Council of Fire Fighters Benevolent	18,858.72		12,971.02	12,908.02	18,921.72	18,921.72
499 Law Enforcement Memorial	52,883.44		28,107.39	27,668.72	53,322.11	53,322.11
501 Liquor Revolving	47,766,956.68		(29,447,340.96)	16,834,935.99	1,484,679.73	113,832.77	1,598,512.50
503 Tuition Recovery	4,441,427.00		35,665.45	4,479.17	4,472,613.28	4,472,613.28
515 DNA Data Base	709,259.29		24,702.87	10,266.76	723,695.40	723,695.40
516 Fruit and Vegetable Inspection	6,238,567.35		1,007,262.11	1,276,384.06	5,969,445.40	657.57	5,970,102.97
536 Federal Food Service Revolving	1,260,313.53		4,948,936.92	5,033,023.48	1,176,226.97	336,258.85	1,512,485.82
553 Performance Audits of Government	17,416,965.60		2,426,488.07	1,875,941.57	17,967,512.10	1,381.41	17,968,893.51
561 Community Technical College Innovation	6,567,908.01		598,525.28	4,306,038.01	2,860,395.28	2,860,395.28
687 Rural Rehabilitation	40,569.88		103.27	40,673.15	40,673.15
688 Federal Local Rail Service Assistance	84,227.77		182.97	84,410.74	84,410.74
731 Child Care Facility Revolving	76,201.07		193.96	76,395.03	76,395.03

RECEIPTS & DISBURSEMENTS FOR TREASURER'S TRUST FUNDS

		June 1, 2023		June 2023		June 30, 2023	
		Beginning Book Balance	Plus Receipts	Less Disbursements	Ending Book Balance	Outstanding Warrants	Ending Cash Balance
SPECIAL REVENUE FUNDS (Continued)							
732	Nursing Home Civil Penalties	\$ 2,315,493.88	\$	\$ (27,508.38)	\$ 2,343,002.26	\$	\$ 2,343,002.26
746	Hanford Area Economic Investment	63,920.34	63,920.34	63,920.34
749	Governor's Interagency Committee of State Employed Women	129,445.48	33,000.00	1,660.27	160,785.21	160,785.21
761	Basic Health Plan Subscription	250,744.09	250,744.09	250,744.09
763	Center for the Improvement of Student Learning	35,600.68	35,600.68	35,600.68
773	Commission on Higher Ed Prof Student Ex Program	51,200.00	51,200.00	51,200.00
774	University of Washington License Plate	430,593.82	26,492.74	436,350.16	20,736.40	20,736.40
776	Washington State University License Plate	59,145.46	58,380.20	59,173.46	58,352.20	28.00	58,380.20
778	Western Washington University License Plate	3,859.34	1,339.34	5,198.68	5,198.68
779	Eastern Washington University License Plate	121,234.52	4,519.68	125,754.20	125,754.20
780	School Zone Safety Account	1,369,301.64	25,998.28	8,430.71	1,386,869.21	300.00	1,387,169.21
783	Central Washington University License Plate	18,685.39	1,815.34	18,685.39	1,815.34	1,815.34
784	Miscellaneous Transportation Programs	(32,268,237.71)	19,126,846.84	(21,178,521.69)	8,037,130.82	243,417.68	8,280,548.50
786	The Evergreen State College License Plate	31,960.40	616.00	32,576.40	32,576.40
789	Advanced Environmental Mitigation Revolving	1,224,375.16	13,599.34	1,237,974.50	1,237,974.50
816	Stadium and Exhibition Center	1,699,782.83	744,457.11	1,044,305.55	1,399,934.39	1,399,934.39
821	Impaired Physician	354,387.23	207,750.00	166,717.03	395,420.20	350.00	395,770.20
823	Livestock Nutrient Management	31,082.43	821.87	30,260.56	30,260.56
833	Developmental Disabilities Endowment Trust	6,121,518.87	439,389.74	307,253.72	6,253,654.89	6,253,654.89
834	Capitol Furnishings Preservation Committee	35,851.73	73.00	35,924.73	35,924.73
878	Federal Forest Revolving	6,723.15	9.41	6,732.56	6,732.56
880	Advance Right-of-Way Revolving	41,538,310.36	9,135,250.33	50,673,560.69	50,673,560.69
884	Gambling Revolving	19,622,883.92	993,065.54	1,318,679.74	19,297,269.72	86,908.74	19,384,178.46
885	Plumbing Certificate	1,582,008.72	126,636.20	161,682.21	1,546,962.71	1,971.45	1,548,934.16
892	Pressure Systems Safety	1,011,439.46	212,117.94	170,630.95	1,052,926.45	1,579.03	1,054,505.48
TOTAL SPECIAL REVENUE FUNDS		\$ 448,101,991.45	\$ 51,934,171.32	\$ 50,880,902.74	\$ 449,155,260.03	\$ 2,034,532.04	\$ 451,189,792.07
CAPITAL PROJECTS FUNDS							
366	Watershed Restoration Enhancement Bond	\$ 6,279,718.32	\$	\$ 748,323.23	\$ 5,531,395.09	\$	\$ 5,531,395.09
377	Watershed Restoration Enhancement Taxable Bond
TOTAL CAPITAL PROJECTS FUNDS		\$ 6,279,718.32	\$	\$ 748,323.23	\$ 5,531,395.09	\$	\$ 5,531,395.09

RECEIPTS & DISBURSEMENTS FOR TREASURER'S TRUST FUNDS

		June 1, 2023		June 2023		June 30, 2023	
		Beginning Book Balance	Plus Receipts	Less Disbursements	Ending Book Balance	Outstanding Warrants	Ending Cash Balance
PERMANENT FUNDS							
842	American Indian Scholarship Endowment	\$ 297,139.20	\$ 756.31	\$	\$ 297,895.51	\$	\$ 297,895.51
852	Foster Care Scholarship Endowment	3,957.27	10.07	3,967.34	3,967.34
TOTAL PERMANENT FUNDS		\$ 301,096.47	\$ 766.38	\$	\$ 301,862.85	\$	\$ 301,862.85
ENTERPRISE FUNDS							
22E	Family and Medical Leave Enforcement	\$ 425,485.58	\$ 320.00	\$	\$ 425,805.58	\$	\$ 425,805.58
22F	Family and Medical Leave Insurance	130,108,170.72	205,266,685.23	124,018,481.29	211,356,374.66	1,622,116.79	212,978,491.45
413	Municipal Revolving	3,417,346.30	3,411,623.43	3,303,731.86	3,525,237.87	1,652.79	3,526,890.66
438	Uniform Dental Plan Benefits Administration	606,991.69	603,709.00	603,244.32	607,456.37	607,456.37
439	Uniform Medical Plan Benefits Administration	5,373,020.86	5,436,283.00	5,509,459.01	5,299,844.85	5,299,844.85
442	Legislative Gift Center	223,804.50	24,761.52	25,199.90	223,366.12	1,137.45	224,503.57
445	Self-Insured Emplr Overpymt Reimb	1,451,900.51	111,550.10	303,546.21	1,259,904.40	143,316.15	1,403,220.55
446	Industrial Insurance Rainy Day Fund
449	Certificates of Participation and Other Financing - Local	428,765.20	22,100,308.15	22,084,828.22	444,245.13	444,245.13
456	Separately Managed State Treasurer's Service	190,651.65	19,626.42	15,228.46	195,049.61	195,049.61
470	Imaging	147,667.75	72,488.91	38,572.14	181,584.52	181,584.52
473	School Employees Insurance Reserve	59,324,881.57	150,665.11	59,475,546.68	59,475,546.68
475	School Employees Dental Benefits Administration	415,333.06	500,760.00	464,759.96	451,333.10	451,333.10
477	Lottery Investment
493	School Employees' Insurance	(53,175,519.32)	259,484,784.66	172,832,535.01	33,476,730.33	334,494.30	33,811,224.63
494	School Employees' Benefits Board Administration	1,550,461.89	2,036,507.00	2,031,540.67	1,555,428.22	1,555,428.22
543	Judicial Information Systems	(8,589,915.62)	10,916,522.48	2,805,587.14	(478,980.28)	21,001.63	(457,978.65)
544	Pollution Liability Insurance Program Trust	40,934,988.03	2,233,323.55	909,264.19	42,259,047.39	42,259,047.39
545	Heating Oil Pollution Liability Trust	1,900,509.89	75,265.98	110,290.39	1,865,485.48	1,865,485.48
567	Long-Term Services and Supports Trust	15,685,003.37	41,709.90	2,508,506.28	13,218,206.99	13,218,206.99
721	Public Employees' and Retirees' Insurance	174,645,763.62	167,239,743.25	242,833,801.56	99,051,705.31	5,892,040.21	104,943,745.52
730	Public Employees' and Retirees' Insurance Reserve	141,341,687.92	358,660.00	141,700,347.92	141,700,347.92
788	Advanced College Tuition Payment Program	1,418,461.42	17,471,551.57	16,415,195.62	2,474,817.37	930,198.53	3,405,015.90
TOTAL ENTERPRISE FUNDS		\$ 517,825,460.59	\$ 697,556,849.26	\$ 596,813,772.23	\$ 618,568,537.62	\$ 8,945,957.85	\$ 627,514,495.47
INTERNAL SERVICE FUNDS							
411	Natural Resources Equipment	\$ 17,454,205.78	\$ 10,642.58	\$ (76,718.62)	\$ 17,541,566.98	\$ 18,987.08	\$ 17,560,554.06
421	Education Technology Revolving Fund	12,338,405.23	68,725.29	1,187,624.58	11,219,505.94	281,024.66	11,500,530.60

RECEIPTS & DISBURSEMENTS FOR TREASURER'S TRUST FUNDS

		June 1, 2023		June 2023		June 30, 2023	
		Beginning Book Balance	Plus Receipts	Less Disbursements	Ending Book Balance	Outstanding Warrants	Ending Cash Balance
INTERNAL SERVICE FUNDS (Continued)							
422	General Administration Services	\$ 65,442,920.60	\$ 36,397,495.49	\$ 49,918,568.82	\$ 51,921,847.27	\$ 285,609.02	\$ 52,207,456.29
436	OFM Labor Relations Service	3,027,390.49	443,409.79	493,612.48	2,977,187.80	2,977,187.80
444	Fish & Wildlife Equipment	193,091.69	79,323.04	145,742.33	126,672.40	126,672.40
453	Minority and Women's Business Enterprises	2,197,571.35	118,013.77	222,393.58	2,093,191.54	346.64	2,093,538.18
458	Consolidated Technology Services Revolving	383,635.16	17,796,943.44	12,160,512.27	6,020,066.33	211,458.01	6,231,524.34
461	Shared Information Technology System Revolving
466	Statewide Info Tech System Development Revolving	36,293,532.15	814,164.00	3,617,847.23	33,489,848.92	187.15	33,490,036.07
471	State Patrol Nonappropriated Airplane Revolving	198,576.94	9,930.87	188,646.07	4,250.29	192,896.36
472	Statewide Info Tech System Maintenance & Operations Revolving	31,019,162.15	253,057.83	3,258,438.41	28,013,781.57	235.69	28,014,017.26
546	Risk Management	259,327.31	317,721.62	313,303.01	263,745.92	118.44	263,864.36
547	Liability	(112,947,069.89)	27,267.44	22,366,418.11	(135,286,220.56)	971,745.12	(134,314,475.44)
739	Certificates of Participation and Other Financing - State	26,386,373.68	23,108,122.03	48,703,380.20	791,115.51	500.00	791,615.51
TOTAL INTERNAL SERVICE FUNDS		\$ 82,247,122.64	\$ 79,434,886.32	\$ 142,321,053.27	\$ 19,360,955.69	\$ 1,774,462.10	\$ 21,135,417.79
PRIVATE PURPOSE FUNDS							
196	Unclaimed Personal Property	\$ 4,211,635.18	\$ 11,683,168.00	\$ 12,374,887.72	\$ 3,519,915.46	\$ 10,393,449.84	\$ 13,913,365.30
463	WA College Savings Program	(471,426.72)	55,784.27	50,448.60	(466,091.05)	427.79	(465,663.26)
738	Department of Social and Health Services Trust	53,654.52	53,654.52	53,654.52
799	WA Achieving a Better Life Experience Program	96,165.25	244.80	96,410.05	96,410.05
TOTAL PRIVATE PURPOSE FUNDS		\$ 3,890,028.23	\$ 11,739,197.07	\$ 12,425,336.32	\$ 3,203,888.98	\$ 10,393,877.63	\$ 13,597,766.61
PENSION TRUST FUNDS							
838	LEOFF Retirement System Benefits Improvement	\$	\$	\$	\$	\$	\$
TOTAL PENSION TRUST FUNDS		\$	\$	\$	\$	\$	\$
CUSTODIAL FUNDS							
165	Salary Reduction	\$ 360,752.91	\$ 3,367,771.77	\$ 3,555,726.46	\$ 172,798.22	\$ 909.98	\$ 173,708.20
16C	Real Estate/Property Tax Admin Assistance	47,577.50	48,627.50	47,577.50	48,627.50	48,627.50
17A	County 911 Excise Tax	7,417,301.97	319,198.54	7,098,103.43	7,098,103.43
525	Washington State Combined Fund Drive	603,131.68	337,192.85	33,298.23	907,026.30	28,688.32	935,714.62
660	Natural Resources Deposit	53,472,387.03	31,921,928.21	32,168,342.64	53,225,972.60	427,382.49	53,653,355.09

RECEIPTS & DISBURSEMENTS FOR TREASURER'S TRUST FUNDS

		June 1, 2023	June 2023			June 30, 2023		
		Beginning Book Balance	Plus Receipts	Less Disbursements	Ending Book Balance	Outstanding Warrants	Ending Cash Balance	
CUSTODIAL FUNDS (Continued)								
734	Centennial Document Preservation and Modernization	\$ 2,023,863.64	\$ 180,511.91	\$	\$ 2,204,375.55	\$	\$ 2,204,375.55	
737	High Occupancy Vehicle	
757	Maritime Historic Restoration and Preservation	20,474.18	9,295.83	29,770.01	29,770.01	
797	Local Tourism Promotion	1,683,309.93	(258,790.19)	1,942,100.12	1,942,100.12	
802	School Employees Salary Reduction	(4,319,257.55)	1,929,933.73	1,969,884.40	(4,359,208.22)	141.67	(4,359,066.55)	
847	Separately Managed State Agency Investment	
TOTAL CUSTODIAL FUNDS		\$ 61,309,541.29	\$ 37,795,261.80	\$ 37,835,237.58	\$ 61,269,565.51	\$ 457,122.46	\$ 61,726,687.97	
TOTAL TREASURER'S TRUST FUNDS		\$ 1,920,444,295.26	\$ 894,073,288.64	\$ 870,435,825.76	\$ 1,944,081,758.14	\$ 23,840,551.01	\$ 1,967,922,309.15	

INVESTMENT STATEMENT

Fund / Account	June 1, 2023	Purchased	Maturities & Sales	Amortization	June 30, 2023
Treasury & Treasurer's Trust					
Investments (trade date basis)	\$ 20,185,833,642.71	\$ 4,768,821,683.83	\$ 4,712,683,360.52	\$ 16,848,858.92	\$ 20,258,820,824.94
Reverse Repurchase Agreements
Purchased Accrued Interest	4,497,184.45	1,197,829.15	667,563.66	5,027,449.94
Total Treasury & Treasurer's Trust	\$ 20,190,330,827.16	\$ 4,770,019,512.98	\$ 4,713,350,924.18	\$ 16,848,858.92	\$ 20,263,848,274.88
Local Government Investment Pool					
Investments (trade date basis)	\$ 24,316,226,170.90	\$ 47,840,169,340.54	\$ 48,999,239,761.33	\$ 47,809,294.05	\$ 23,204,965,044.16
Reverse Repurchase Agreements
Purchased Accrued Interest
Total Local Government Investment Pool	\$ 24,316,226,170.90	\$ 47,840,169,340.54	\$ 48,999,239,761.33	\$ 47,809,294.05	\$ 23,204,965,044.16
Separately Managed Accounts					
Investments (trade date basis)	\$ 1,012,295,262.09	\$ 59,220,963.05	\$ 57,945,152.88	\$ 294,559.52	\$ 1,013,865,631.78
Purchased Accrued Interest	138,044.70	206,334.36	221,583.32	122,795.74
Total Separately Managed Accounts	\$ 1,012,433,306.79	\$ 59,427,297.41	\$ 58,166,736.20	\$ 294,559.52	\$ 1,013,988,427.52
Total All Accounts	\$ 45,518,990,304.85	\$ 52,669,616,150.93	\$ 53,770,757,421.71	\$ 64,952,712.49	\$ 44,482,801,746.56

INVESTMENT INTEREST INCOME & CAPITAL GAINS

Fund / Account	June 2023	June 2022	Fiscal Year 2023	Fiscal Year 2022
Treasury & Treasurer's Trust				
Cash	\$ 27,332,249.47	\$ 10,634,486.07	\$ 293,293,481.13	\$ 112,875,126.99
Custody Bank Fees	(13,354.18)	(9,889.55)	(150,291.64)	(115,546.96)
Other Bank Fees	(2,805.58)	(3,831.41)	(32,916.13)	(45,767.01)
Amortization	16,848,858.92	(381,020.29)	106,681,351.46	(25,640,998.25)
Accrued Interest	11,365,884.39	4,520,291.66	49,060,329.95	8,172,400.02
Gains and Losses	(334,111.74)	46,111.11	362,721.27	4,068,624.53
Total Treasury & Treasurer's Trust	\$ 55,196,721.28	\$ 14,806,147.59	\$ 449,214,676.04	\$ 99,313,839.32
Local Government Investment Pool				
Cash	\$ 44,772,643.50	\$ 8,054,131.71	\$ 475,213,075.57	\$ 31,744,366.42
Amortization	47,809,294.05	7,805,265.07	315,561,375.47	23,212,188.46
Accrued Interest	4,326,922.36	5,290,288.68	47,274,163.70	8,273,474.65
Gains and Losses	57,331.52	96,643.23	1,767,825.62	435,726.16
Total Local Government Investment Pool	\$ 96,966,191.43	\$ 21,246,328.69	\$ 839,816,440.36	\$ 63,665,755.69
Separately Managed Accounts				
Cash	\$ 1,260,561.21	\$ 719,480.25	\$ 14,049,879.07	\$ 6,797,984.82
Amortization	294,559.52	(78,716.81)	1,189,824.74	(1,143,865.87)
Accrued Interest	217,013.61	154,588.20	1,881,264.67	849,509.89
Gains and Losses	28,333.53	117,505.10
Total Separately Managed Accounts	\$ 1,772,134.34	\$ 795,351.64	\$ 17,149,302.01	\$ 6,621,133.94
Total All Accounts	\$ 153,935,047.05	\$ 36,847,827.92	\$ 1,306,180,418.41	\$ 169,600,728.95

**MIKE PELLICCIOTTI
STATE TREASURER
PO BOX 40200
OLYMPIA WA 98504-0200**

