

**Washington State
Treasurer's
Monthly Report**

September 2023



MIKE PELLICCIOTTI
State Treasurer

In accordance with the Americans with Disabilities Act, this publication will be made available in alternate formats upon request to the Office of the State Treasurer, Legislative Building, 2nd Floor, Olympia, Washington 98504-0200, telephone (360) 902-9000, fax (360) 902-9037 or TTY Users Call: 7-1-1. Web Site: <http://tre.wa.gov>.

Cover photo taken by Treasurer's Office staff.

TABLE OF CONTENTS

	<i>Page</i>
State Treasurer's Letter	1
General Fund	2
Treasury, Treasurer's Trust and Local Government Investment Pool Flow Chart.....	3
Treasury & Treasurer's Trust, Treasury and Treasurer's Trust Charts	4
General Fund and Local Government Investment Pool Charts	5
Receipts and Disbursements for Treasury Funds.....	6
Receipts and Disbursements for Treasurer's Trust Funds	20
Investment Statement	31
Investment Interest Income and Capital Gains.....	32



Mike Pellicciotti
State Treasurer

State of Washington
Office of the Treasurer
Legislative Building
P.O. Box 40200
Olympia, Washington 98504

(360) 902-9000 TTY 7-1-1
FAX (360) 902-9037
<http://tre.wa.gov>



Fellow Washingtonians,

I am pleased to report on the operations of the Office of the State Treasurer for the month of September 2023. At the close of the month, the total of the treasury & treasurer's trust book balances was \$17.4 billion with investment earnings distributed for the month of \$52.7 million.

Sincerely,

A handwritten signature in blue ink that reads "Mike Pellicciotti". The signature is fluid and cursive, written over a light blue horizontal line.

Mike Pellicciotti
Washington State Treasurer

GENERAL FUND

CURRENT MONTH AND FISCAL YEAR TO DATE COMPARISON

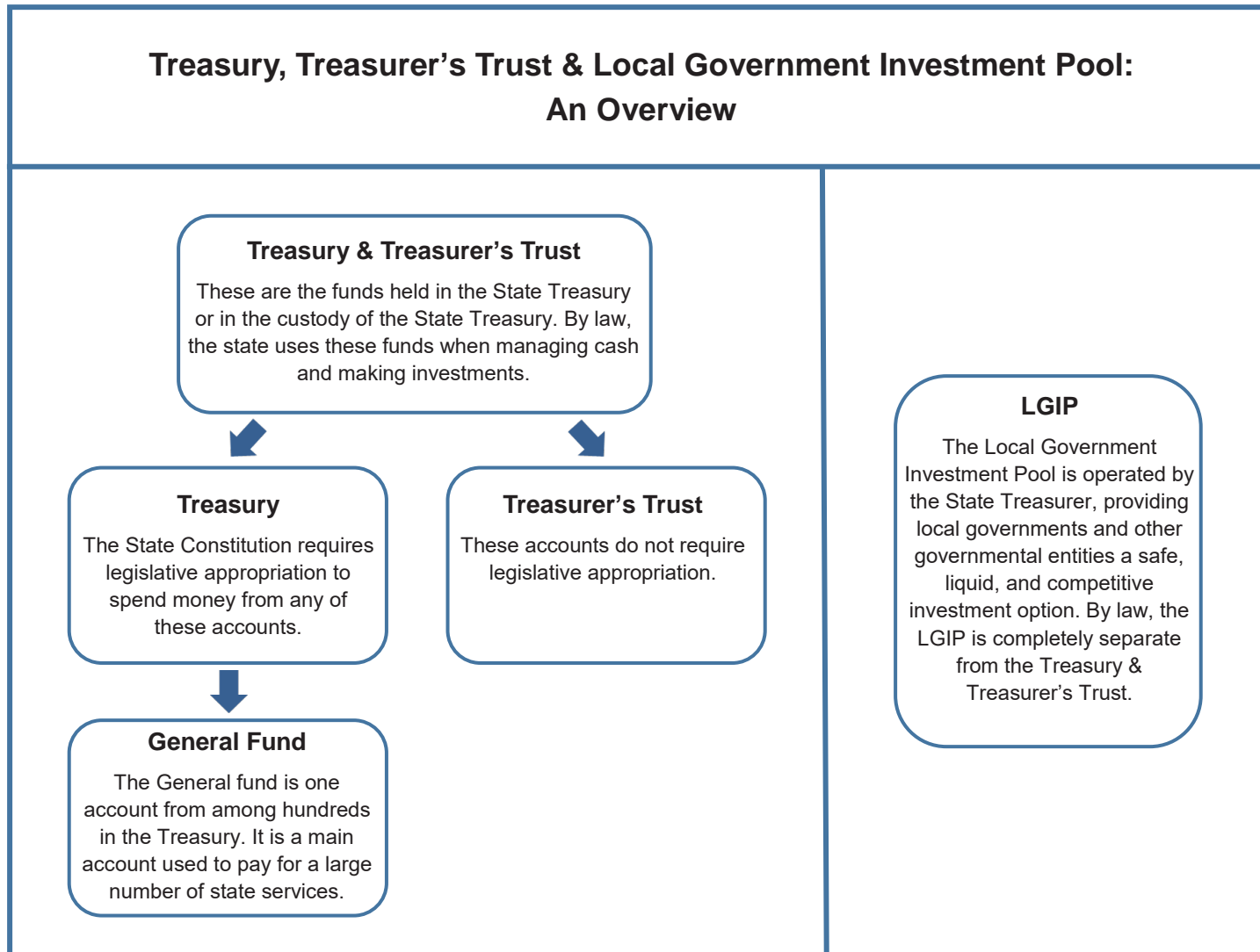
(In Millions)

	Month of September		Fiscal Year to Date	
	2023	2022	2024	2023
Beginning Book Balance	\$ 1,166.504	181.457	4,445.348	4,503.455
Cash Revenue	\$ 3,616.377	4,085.507	10,184.682	11,045.665
Other Cash Receipts	940.723	583.362	2,626.454	1,681.162
Total Cash Receipts	4,557.100	4,668.869	12,811.136	12,726.827
Total Cash Disbursements	5,053.193	5,185.145	16,586.073	17,565.101
Ending Book Balance	\$ 670.411	(334.819)	670.411	(334.819)
Cash Revenue				
Bond Retirement & Interest	\$ 0.000	\$ 0.000	\$ (0.118)	\$ (0.223)
Secretary of State	4.032	4.079	12.393	11.620
Department of Revenue:				
Retail Sales Tax	1,247.818	1,275.779	3,795.236	3,805.016
Business & Occupation Tax	528.229	496.529	1,542.676	1,551.919
Compensating Tax	88.735	85.032	250.928	260.609
Cigarette Tax	21.597	25.099	51.353	77.121
Public Utility Tax	40.448	41.753	116.737	128.594
Various Other Revenue	52.910	50.190	82.881	176.671
Insurance Commission	182.529	173.343	198.480	188.427
Liquor and Cannabis Board	32.317	41.419	32.326	48.043
Department of Licensing:				
Excise Tax - Other	0.014	0.012	0.045	0.041
Various Other Revenue	0.464	0.244	5.174	5.384
Department of Social & Health Services	3.780	2.775	37.115	15.309
Universities & Colleges	0.000	(0.002)	0.000	0.621
Treasurer's Transfers	(31.304)	(16.883)	(171.265)	(60.583)
Counties:				
Property Tax	23.306	22.181	67.583	64.230
Real Estate Excise Tax	96.399	140.342	320.689	482.802
Various Other Revenue	3.609	2.986	10.024	8.667
Federal Grants-In-Aid (All Agencies)	1,298.981	1,721.774	3,648.677	4,094.117
Revenues Distributed to Local Governments	(0.357)	(0.333)	(1.068)	(1.000)
Other Agencies' Cash Revenue	22.870	19.188	184.816	188.280
Total Cash Revenue	\$ 3,616.377	\$ 4,085.507	\$ 10,184.682	\$ 11,045.665

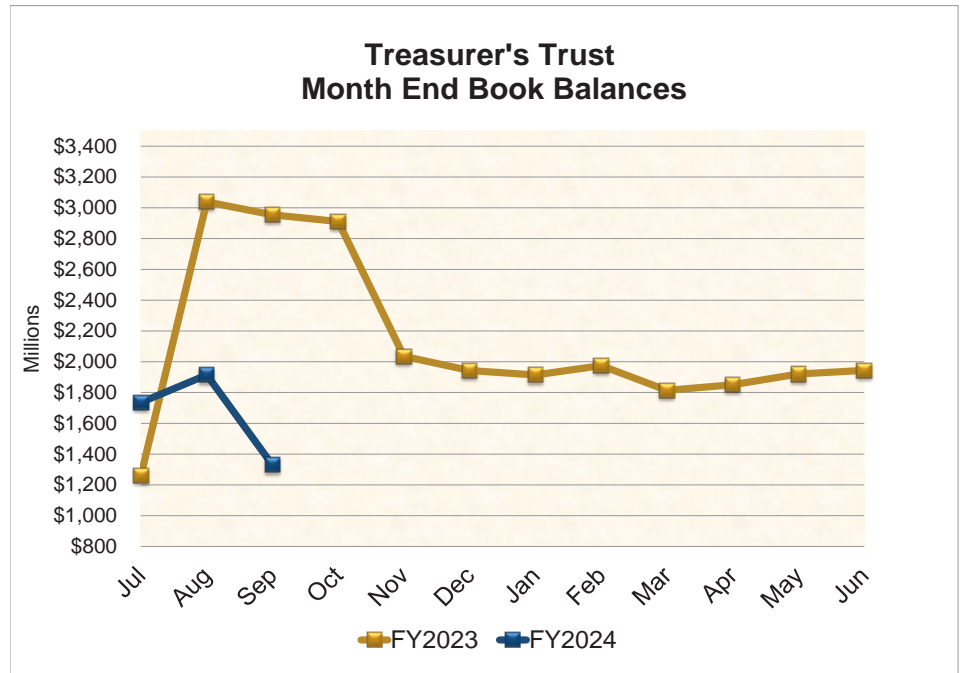
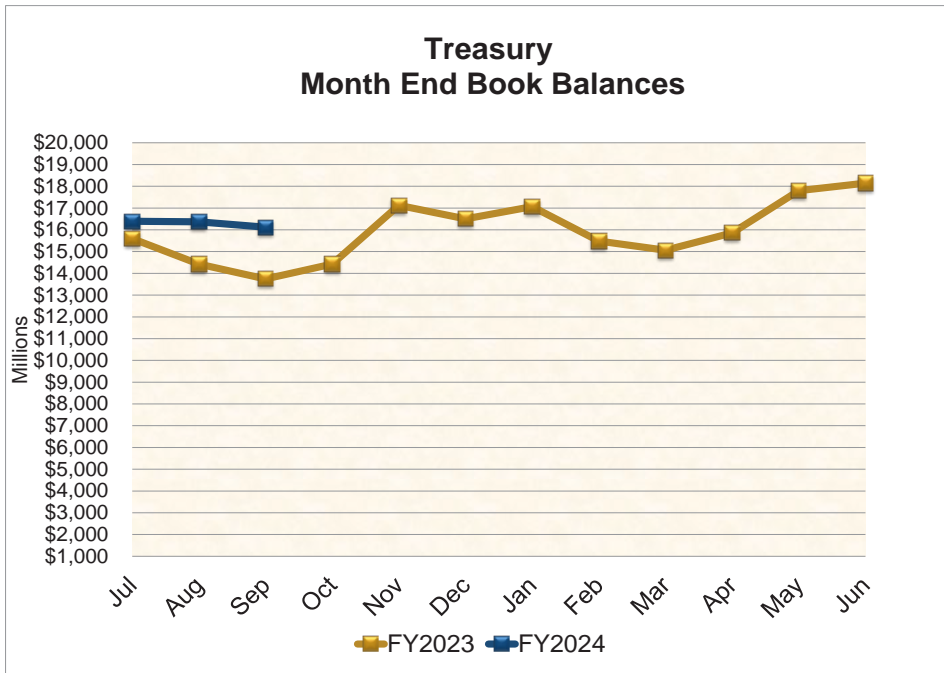
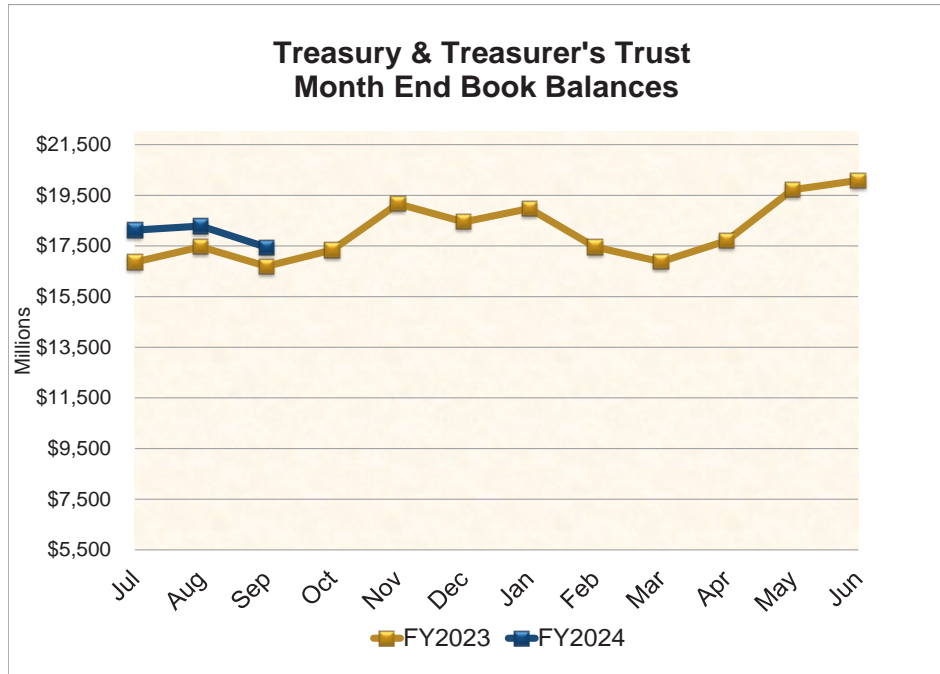
Source: Agency Financial Reporting System (AFRS)

TREASURY, TREASURER'S TRUST & LGIP FLOWCHART

The State Treasurer is in charge with the cash management of public funds, which includes two categories of state funds and accounts: (1) funds and accounts located in the state treasury, which are subject to legislative appropriation; and (2) Treasurer's trust funds, which are accounts placed in the custody of the State Treasurer and not typically subject to legislative appropriation. Funds within these accounts are commingled for investment and cash management purposes. This flow chart describes the structure of the Treasury and Treasurer's Trust accounts. Month end balances of these accounts are shown on pages 4 and 5.

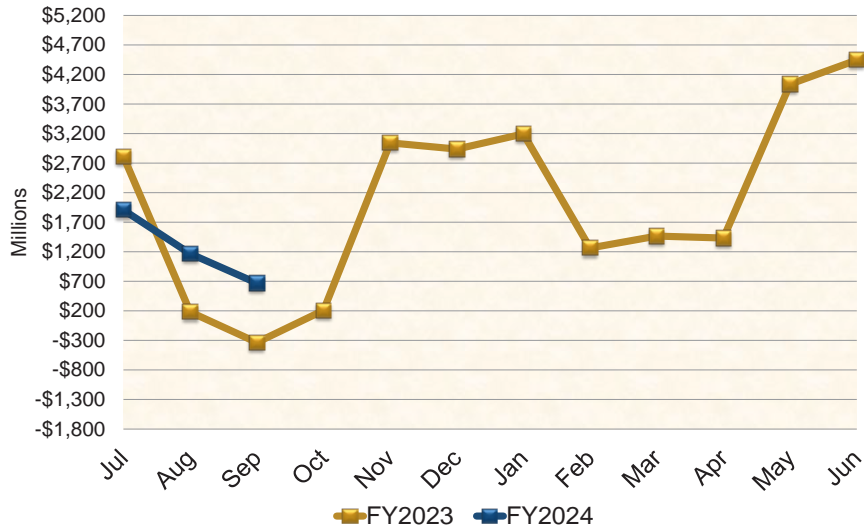


TREASURY & TREASURER'S TRUST CHARTS

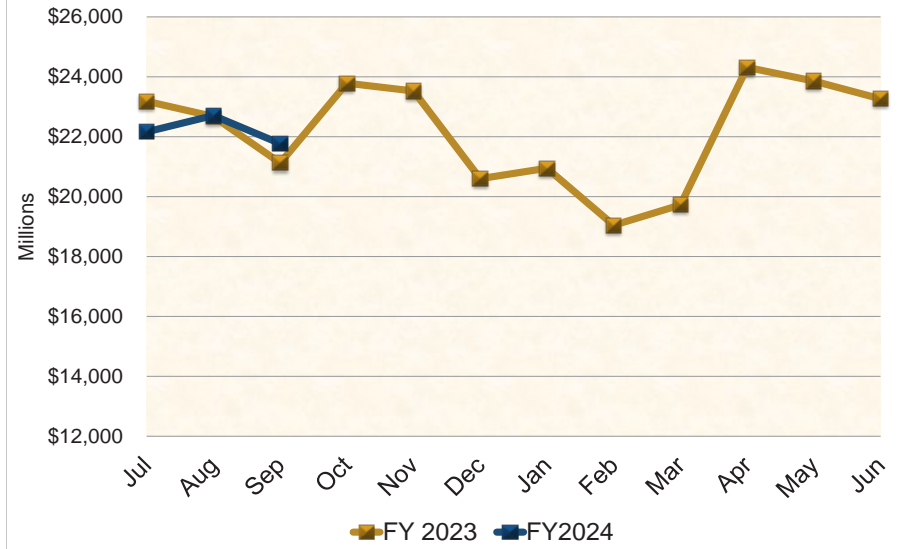


GENERAL FUND & LOCAL GOVERNMENT INVESTMENT POOL CHARTS

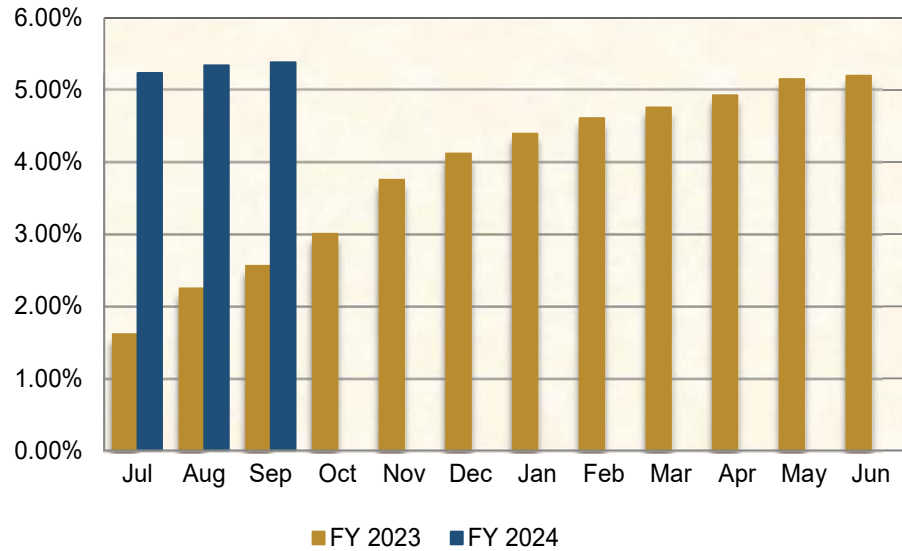
General Fund Month End Book Balances



Local Government Investment Pool Month End Book Balances



LGIP Net Yield (365 day basis)



RECEIPTS & DISBURSEMENTS FOR TREASURY FUNDS

	September 1, 2023		September 2023		September 30, 2023						
	Beginning Book Balance		Plus Receipts	Less Disbursements	Ending Book Balance	Outstanding Warrants	Ending Cash Balance				
GENERAL FUND											
001 General	\$ 1,166,504,311.15	\$	4,557,099,267.92	\$	5,053,193,318.72	\$	670,410,260.35	\$	56,368,959.10	\$	726,779,219.45
018 Millersylvania Park Current	210.50				210.50						210.50
01E Geothermal	101,167.70				101,167.70						101,167.70
01N Institutional Impact	19,144.72				19,144.72						19,144.72
02P Flood Control Assistance	4,380,352.74				73,422.28		4,306,930.46				4,306,930.46
031 State Investment Board Expense	7,395,129.64		2,862,892.93		2,604,440.31		7,653,582.26		151.91		7,653,734.17
032 State Emergency Water Projects Revolving	221,616.92				221,616.92						221,616.92
03A Excess Earnings											
03L County Criminal Justice Assistance	3,358,079.99		4,732.36		191,719.29		3,171,093.06		2,371.24		3,173,464.30
03M Municipal Criminal Justice Assistance	597,402.21		789.79		67,722.03		530,469.97		1,080.07		531,550.04
051 State and Local Improvements Revolving	26,744.33				26,744.33						26,744.33
055 State & Local Improve Revolving (Waste Disp Facilities, 1980)	2,639.01				2,639.01						2,639.01
05C Criminal Justice Treatment	3,902,972.38		727,050.28		838,820.16		3,791,202.50				3,791,202.50
05M Tourism Development and Promotion											
070 Outdoor Recreation	(136,582.41)		1,164,183.93		1,076,097.98		(48,496.46)				(48,496.46)
072 State & Local Improve Revolving (Water Supply Facilities)	832,397.90				832,397.90						832,397.90
09C Farm and Forest	(986,380.50)		1,008,483.63		22,103.13						
09G Riparian Protection											
09R Economic Development Strategic Reserve	8,164,258.18		(51.88)		45,588.57		8,118,617.73		158.80		8,118,776.53
10K Veterans Innovation Program	14,382.82						14,382.82				14,382.82
10P Columbia River Basin Water Supply Development	3,779,299.16		11,012.76				3,790,311.92				3,790,311.92
10T Hood Canal Aquatic Rehabilitation Bond											
11N Heritage Barn Preservation											
125 Site Closure	39,129,868.86		113,830.21		10,800.51		39,232,898.56				39,232,898.56
12J Boating Activities											
12K Puget Sound Scientific Research											
12R Independent Youth Housing											
14B Budget Stabilization	654,241,159.07		1,881,698.20				656,122,857.27				656,122,857.27
14C Puget Sound Recovery											
14H Community Preservation & Development Authority	3,860,858.12		(48.27)		484,433.28		3,376,376.57		360,965.69		3,737,342.26
15J Building Communities											
15K Columbia River Water Delivery	16,173.66						16,173.66				16,173.66
15R Evergreen Job Training											

RECEIPTS & DISBURSEMENTS FOR TREASURY FUNDS

	September 1, 2023		September 2023		September 30, 2023		
	Beginning Book Balance		Plus Receipts	Less Disbursements	Ending Book Balance	Outstanding Warrants	Ending Cash Balance
GENERAL FUND (Continued)							
16V Water Rights Processing	\$ 86,187.33	\$	300.00	\$	86,487.33	\$	86,487.33
177 Judicial Retirement Administrative
17C Opportunity Express Account	62,171.42			62,171.42		62,171.42
17E State Efficiency and Restructuring
17F Washington Opportunity Pathways	64,183,276.57		23,966,328.66	11,927,321.97	76,222,283.26		76,222,283.26
17K Basic Health Plan Stabilization
18H Opportunity Expansion	326.64			326.64		326.64
19K Yakima Integrated Plan Implementation
19L Charter Schools Oversight	1,064,192.17		182,760.91	171,772.85	1,075,180.23	5,050.00	1,080,230.23
19N Diesel Idle Reduction
20C Yakima Integrated Plan Implementation Taxable Bond
20F Invest in Washington	92,828.03			92,828.03		92,828.03
21B Chehalis Basin
21D Dairy Nutrient Infrastructure
21P Sexual Assault Prevention and Response
21R DCYF Contracted Services Performance Improvement
22C Early Learning Facilities Revolving	(16,264.52)		687,944.53	671,680.01
22D Early Learning Facilities Development	(94,993.58)		322,791.04	978,063.07	(750,265.61)	265.61	(750,000.00)
22T Statewide Tourism Marketing	8,016,725.77		326,959.31	18,183.68	8,325,501.40		8,325,501.40
23H Defense Community Compatibility
23J Statewide Broadband	30,539,551.33		87,579.04	48,163.23	30,578,967.14	4,807.14	30,583,774.28
244 Habitat Conservation	(286,755.23)		1,309,785.03	1,023,029.80
24H Career Connected Learning
24M Climate Resiliency
24U Sustainable Farms and Fields
253 Education Construction	23,030.15		66.24	23,096.39		23,096.39
25C Elementary & Secondary School Emergency Relief III	34,941,384.58		60,550,336.46	60,620,692.67	34,871,028.37	90,175.26	34,961,203.63
25D Manufacturing and Warehousing Job Centers	4,320,199.24		1,079,982.29	3,240,216.95		3,240,216.95
25F Forest Resiliency	3,580,751.99		1,219,164.56	2,361,587.43	85,318.05	2,446,905.48
25G Manufacturing Cluster Acceleration	2,798,000.00		2,798,000.00		2,798,000.00
25H Fair Start for Kids
25P Wildfire Response, Forest Restoration, and Community Resilience	52,014,667.36		(1,106,413.35)	1,739,372.73	49,168,881.28	136,614.59	49,305,495.87

RECEIPTS & DISBURSEMENTS FOR TREASURY FUNDS

		September 1, 2023		September 2023		September 30, 2023	
		Beginning Book Balance	Plus Receipts	Less Disbursements	Ending Book Balance	Outstanding Warrants	Ending Cash Balance
GENERAL FUND (Continued)							
26H	Washington State Leadership Board	\$ 712,930.15	\$ 978.65	\$ 69,767.71	\$ 644,141.09	\$	\$ 644,141.09
26K	School Seismic Safety Grant Program
26R	Clean Energy Transition Workforce
26T	Washington Student Loan	94,139,108.94	312,282.44	94,451,391.38	94,451,391.38
26U	Apple Health and Homes	95,073,028.96	(592.26)	93,219.54	94,979,217.16	26,559.49	95,005,776.65
26V	Capital Community Assistance	398,913,472.07	4,815.34	6,053,556.90	392,864,730.51	240,144.60	393,104,875.11
27A	Energy Efficiency Revolving Loan Capital	(2,389.27)	4,146.84	(6,536.11)	(6,536.11)
27B	Electric Vehicle Incentive	119,405,047.27	(144.50)	22,527.46	119,382,375.31	119,382,375.31
27C	Community Reinvestment	199,967,886.26	48,421.77	199,919,464.49	52.49	199,919,516.98
27F	State Lands Dev Authority Capital
27G	State Lands Dev Authority Operating
27K	Digital Equity
28E	Emergency Drought Response	3,000,000.00	4,305.88	2,995,694.12	2,995,694.12
28K	State Crime Victim & Witness Assistantance	1,500,000.00	1,500,000.00	1,500,000.00
291	Education Savings
355	State Taxable Building Construction	85,706,392.58	(690,114.85)	5,549,963.78	79,466,313.95	212.40	79,466,526.35
359	School Constr & Skill Ctrs Bldg	37,601.47	37,601.47	37,601.47
489	Pension Funding Stabilization	14,969,806.98	43,055.51	15,012,862.49	15,012,862.49
548	LEOFF System Plan 2 Expense	177,823.83	161,920.98	163,101.91	176,642.90	495.96	177,138.86
706	Coronavirus State Fiscal Recovery Fund	916,448,195.89	112,903,651.04	40,111,717.70	989,240,129.23	159,794.41	989,399,923.64
707	Washington Rescue Plan Transition	2,100,000,000.00	2,100,000,000.00	2,100,000,000.00
828	Tobacco Prevention and Control	810,880.87	2,326.10	18,924.00	794,282.97	794,282.97
830	Agricultural College Trust Management	2,681,543.56	91,596.54	2,589,947.02	122.70	2,590,069.72
TOTAL GENERAL FUND		\$ 6,130,291,814.96	\$ 4,763,940,458.18	\$ 5,190,337,143.15	\$ 5,703,895,129.99	\$ 57,483,299.51	\$ 5,761,378,429.50
SPECIAL REVENUE FUNDS							
002	Hospital Data Collection	\$ 94,527.68	\$ 115,710.24	\$ 11,795.60	\$ 198,442.32	\$	\$ 198,442.32
003	Architects' License	1,164,251.51	53,729.14	39,255.47	1,178,725.18	60.88	1,178,786.06
007	Winter Recreational Program	3,163,425.52	8,348.00	28,677.57	3,143,095.95	25.00	3,143,120.95
014	Forest Development	18,353,388.96	7,917.33	70,575.49	18,290,730.80	2,540.50	18,293,271.30
01B	ORV & Non-Highway Vehicle Account	1,252,282.12	255,412.44	143,841.21	1,363,853.35	3,621.36	1,367,474.71
01M	Snowmobile	2,831,657.73	208,264.85	27,153.39	3,012,769.19	3,012,769.19
024	Professional Engineers'	1,688,425.32	157,136.00	156,200.12	1,689,361.20	1,493.50	1,690,854.70
025	Pilotage	338,862.93	108,384.37	134,080.02	313,167.28	6.55	313,173.83

RECEIPTS & DISBURSEMENTS FOR TREASURY FUNDS

	September 1, 2023		September 2023		September 30, 2023		
	Beginning Book Balance		Plus Receipts	Less Disbursements	Ending Book Balance	Outstanding Warrants	Ending Cash Balance
SPECIAL REVENUE FUNDS (Continued)							
026 Real Estate Commission	\$ 6,823,243.33	\$	538,575.10	\$ 315,975.66	\$ 7,045,842.77	\$ 4,416.88	\$ 7,050,259.65
027 Reclamation	6,784,198.21		116,227.64	115,122.48	6,785,303.37	4,765.77	6,790,069.14
02A Surveys and Maps	400,014.42		98,122.20	65,985.52	432,151.10	432,151.10
02G Health Professions	29,826,443.63		6,965,542.00	4,870,535.97	31,921,449.66	54,042.47	31,975,492.13
02H Business Enterprises Revolving	771,538.54		60,285.14	68,095.75	763,727.93	763,727.93
02J Certified Public Accountants'	3,563,684.30		51,353.53	177,288.09	3,437,749.74	990.00	3,438,739.74
02K Death Investigations	(898,975.39)		593,371.85	687,385.04	(992,988.58)	2,639.80	(990,348.78)
02M Essential Rail Assistance	691,417.13		50,878.57	10,369.94	731,925.76	110.51	732,036.27
02N Parkland Acquisition	2,192,862.00		1,550,000.00	642,862.00	642,862.00
02R Aquatic Lands Enhancement	16,247,440.20		7,649.84	541,406.33	15,713,683.71	27,535.80	15,741,219.51
02W Timber Tax Distribution	10,918.65		171,729.23	325,798.90	(143,151.02)	13,619.87	(129,531.15)
030 Landowner Contingency Forest Fire Suppression	1,123,377.64		4,284.88	40,777.93	1,086,884.59	1,086,884.59
039 Aeronautics	10,142,589.84		805,347.55	519,438.09	10,428,499.30	7,097.64	10,435,596.94
03B Asbestos	1,269,588.36		24,580.00	21,540.03	1,272,628.33	150.00	1,272,778.33
03C Emergency Medical Services and Trauma Care System Trust	8,861,408.82		944,024.69	40,449.18	9,764,984.33	5,764.94	9,770,749.27
03F 911 Account	14,377,266.68		2,454,540.94	3,040,306.48	13,791,501.14	1,181.39	13,792,682.53
03N Business License	11,442,049.81		2,620,974.04	2,810,414.11	11,252,609.74	102,983.12	11,355,592.86
03P Fire Service Trust	701,144.30		80.00	823.77	700,400.53	5.00	700,405.53
03R Safe Drinking Water	6,194,412.16		83,503.22	210,029.71	6,067,885.67	6,067,885.67
041 Resource Management Cost	26,793,936.98		101,050.35	(193,029.95)	27,088,017.28	16,049.54	27,104,066.82
042 Charitable, Educational, Penal, and Reformatory Institutions	9,743,626.83		30,122.09	(773,798.32)	10,547,547.24	10,547,547.24
044 Waste Reduction, Recycling, and Litter Control	12,054,357.79		1,571,201.38	971,383.09	12,654,176.08	22,769.45	12,676,945.53
045 State Vehicle Parking	(359,959.67)		404,433.61	194,115.49	(149,641.55)	(149,641.55)
048 Marine Fuel Tax Refund	260,362.45	260,362.45	260,362.45
04E Uniform Commercial Code	3,497,488.54		57,826.88	75,756.83	3,479,558.59	595.56	3,480,154.15
04H Surface Mining Reclamation	2,288,359.48		647.24	(57,057.72)	2,346,064.44	2,346,064.44
04M Recreational Fisheries Enhancement	1,561,069.67		109,635.60	94,115.07	1,576,590.20	47.66	1,576,637.86
04R Drinking Water Assistance	157,323,862.63		29,645,919.67	1,198,473.11	185,771,309.19	59,349.50	185,830,658.69
04V Vehicle License Fraud	497,263.97		3,056.09	500,320.06	500,320.06
04W Waterworks Operator Certification	1,369,435.71		48,712.80	9,742.58	1,408,405.93	340.52	1,408,746.45
058 Public Works Assistance	135,173,261.96		(5,481,024.22)	7,061,906.84	122,630,330.90	53,271.89	122,683,602.79
05H Disaster Response	(211,234,112.03)		578,633.27	175,344,456.69	(385,999,935.45)	1,339,156.51	(384,660,778.94)
05R Drinking Water Assistance Administrative	3,715,751.59		65,127.43	61,279.80	3,719,599.22	2,500.00	3,722,099.22

RECEIPTS & DISBURSEMENTS FOR TREASURY FUNDS

	September 1, 2023		September 2023		September 30, 2023		
	Beginning Book Balance		Plus Receipts	Less Disbursements	Ending Book Balance	Outstanding Warrants	Ending Cash Balance
SPECIAL REVENUE FUNDS (Continued)							
05W State Drought Preparedness	\$ 13,294,253.68	\$	107.02	\$ 11,948.23	\$ 13,282,412.47	\$	\$ 13,282,412.47
06A Salmon Recovery	109,092,326.36		3,505.15	691,673.99	108,404,157.52	108,404,157.52
06G Real Estate Appraiser Commission	301,760.84		69,212.61	69,126.61	301,846.84	538.97	302,385.81
06K Lead Paint	208,181.66		3,326.85	100.00	211,408.51	175.00	211,583.51
06L Business and Professions	10,272,004.41		862,679.42	612,103.70	10,522,580.13	5,484.36	10,528,064.49
06R Real Estate Research	922,289.30		19,220.00	51,230.00	890,279.30	10.00	890,289.30
06T License Plate Technology	(260,205.96)		149,481.60	(1,269,662.31)	1,158,937.95	47.41	1,158,985.36
071 Warm Water Game Fish	1,566,601.34		109,887.87	72,999.24	1,603,489.97	131.06	1,603,621.03
07W Domestic Violence Prevention	2,234,799.59		84,915.61	37,446.65	2,282,268.55	2,282,268.55
080 Grade Crossing Protective	(37,290.62)		(120.88)	(37,411.50)	(37,411.50)
081 State Patrol Highway	29,708,297.21		37,213,179.88	27,815,571.79	39,105,905.30	239,736.98	39,345,642.28
082 Motorcycle Safety Education	3,869,636.45		214,059.54	160,279.09	3,923,416.90	3,923,416.90
084 Building Code Council	1,305,815.19		69,991.79	97,620.53	1,278,186.45	1,278,186.45
086 Fire Service Training	1,017,640.23		76,310.80	457,273.40	636,677.63	48,897.54	685,575.17
087 Park Land Trust Revolving	3,572,757.07		293,505.00	225,673.10	3,640,588.97	117,806.41	3,758,395.38
08A Education Legacy Trust	1,045,163,553.75		66,924,421.04	42,883,045.70	1,069,204,929.09	2,536,486.75	1,071,741,415.84
08H Military Department Rental and Lease	5,510,879.68		35,987.68	871,941.60	4,674,925.76	2,609.19	4,677,534.95
08K Problem Gambling	1,128,944.90		41,329.08	113,275.85	1,056,998.13	1,056,998.13
08M Small City Pavement and Sidewalk	1,643,529.19		87,745.71	1,731,274.90	1,731,274.90
08R Waste Tire Removal	4,058,338.76		(2,673,072.71)	72,991.89	1,312,274.16	1,312,274.16
094 Transportation Infrastructure	12,518,409.08		146,461.96	589,345.83	12,075,525.21	220,000.00	12,295,525.21
095 Electrical License	19,566,002.70		2,753,488.57	2,849,002.71	19,470,488.56	27,207.35	19,497,695.91
096 Highway Infrastructure	2,564,845.30		7,376.90	2,572,222.20	2,572,222.20
097 Recreational Vehicle	4,421,953.71		75,520.91	44.75	4,497,429.87	32.25	4,497,462.12
099 Puget Sound Capital Construction	48,491,601.78		38,937,615.49	5,832,523.61	81,596,693.66	37,650.51	81,634,344.17
09E Freight Mobility Investment	12,232,059.41		1,099,075.45	9,898.72	13,321,236.14	13,321,236.14
09H Transportation Partnership	(4,100,609.88)		(14,840,358.32)	2,554,675.34	(21,495,643.54)	819,123.67	(20,676,519.87)
09P City-County Assistance	3,306,139.96		1,667,156.46	4,940,934.32	32,362.10	32,362.10
09T Washington Main Street Trust Fund	55,388.16		55,388.16	55,388.16
102 Rural Arterial Trust	26,081,952.53		2,307,590.19	455,421.70	27,934,121.02	27,934,121.02
104 Limited Fish And Wildlife	12,440,276.29		1,391,087.37	3,120,719.28	10,710,644.38	13,025.95	10,723,670.33
106 Highway Safety	63,310,931.65		6,151,334.33	18,936,479.55	50,525,786.43	635,600.74	51,161,387.17
107 Liquor Excise Tax	9,143,784.93		4,783,397.93	14,762.49	13,912,420.37	477.45	13,912,897.82
108 Motor Vehicle	299,718,144.30		208,615,905.46	193,661,573.73	314,672,476.03	5,609,579.37	320,282,055.40

RECEIPTS & DISBURSEMENTS FOR TREASURY FUNDS

	September 1, 2023		September 2023		September 30, 2023		
	Beginning Book Balance		Plus Receipts	Less Disbursements	Ending Book Balance	Outstanding Warrants	Ending Cash Balance
SPECIAL REVENUE FUNDS (Continued)							
109 Puget Sound Ferry Operations	\$ 8,476,514.77	\$	38,400,359.40	\$ 33,889,872.89	\$ 12,987,001.28	\$ 214,572.02	\$ 13,201,573.30
10A Aquatic Algae Control	724,821.85		6,439.02	3,863.12	727,397.75	3.00	727,400.75
10B Home Security Fund	145,250,727.60		6,565,374.78	3,097,318.15	148,718,784.23	2,602.17	148,721,386.40
10G Water Rights Tracking System	319,849.47		319,849.47	319,849.47
110 Special Wildlife	7,879,143.76		741,421.80	190,103.34	8,430,462.22	1,284.20	8,431,746.42
111 Public Service Revolving	22,322,701.63		80,331.46	1,776,813.04	20,626,220.05	95,679.02	20,721,899.07
113 Common School Construction	361,394,462.25		2,353,822.77	7,104,679.00	356,643,606.02	7,965.92	356,651,571.94
116 Basic Data	211,118.01		211,118.01	211,118.01
119 Unemployment Compensation Administration	25,352.54		12,867,220.73	12,656,805.97	235,767.30	4,713,183.67	4,948,950.97
11B Regional Mobility Grant Program	65,547,072.74		9,900,280.17	511,319.68	74,936,033.23	74,936,033.23
11E Freight Mobility Multimodal	16,744,849.59		1,112,040.63	17,856,890.22	17,856,890.22
11H Forest and Fish Support	5,306,940.93		432,754.72	161,345.41	5,578,350.24	5,578,350.24
11K Washington Auto Theft Prevention Authority	8,550,502.16		6,795.99	1,323,121.68	7,234,176.47	711.26	7,234,887.73
120 Administrative Contingency	41,888,695.85		2,624,199.56	3,762,942.97	40,749,952.44	3,583.32	40,753,535.76
12C Affordable Housing For All	50,564,848.92		1,639,938.15	72,497.79	52,132,289.28	53.21	52,132,342.49
12M Charitable Organization Education	1,095,367.84		26,810.00	2,724.50	1,119,453.34	1,119,453.34
12T Traumatic Brain Injury	957,863.59		171,590.50	143,787.91	985,666.18	985,666.18
134 Employment Services Administrative	58,236,603.59		7,918,164.40	2,612,101.27	63,542,666.72	1,313.57	63,543,980.29
138 Insurance Commissioner's Regulatory	43,516,813.28		48,697.61	3,021,447.42	40,544,063.47	43,174.64	40,587,238.11
144 Transportation Improvement	97,173,846.24		9,556,900.51	11,733,335.62	94,997,411.13	2,564.41	94,999,975.54
146 Firearms Range	1,748,287.92		19,506.36	4,808.85	1,762,985.43	4,808.85	1,767,794.28
14A Wildlife Rehabilitation	372,333.40		15,744.06	9,766.89	378,310.57	30.17	378,340.74
14G Ballast Water and Biofouling Management	32,525.94		42.21	32,483.73	42.21	32,525.94
14M Financial Fraud & ID Theft	2,592,148.55		121,447.76	11,181.21	2,702,415.10	2,702,415.10
14R Military Active State Service	539,052.56		18,956.70	520,095.86	106.73	520,202.59
14V Ignition Interlock Device	2,622,922.56		198,133.93	281,051.60	2,540,004.89	46,902.60	2,586,907.49
150 Low-Income Weatherization/ Structural Rehabilitation Assistance	1,520,591.05		4,393.80	3,181.58	1,521,803.27	1,521,803.27
153 Rural Mobility Grant Program	4,244,313.96		4,043,483.28	113,632.83	8,174,164.41	8,174,164.41
154 New Motor Vehicle Arbitration	1,394,993.75		59,718.00	54,461.22	1,400,250.53	11,018.20	1,411,268.73
158 Aquatic Land Dredged Material Disposal Site	560,645.90		58.84	19,250.17	541,454.57	541,454.57
159 Parks Improvement	755,810.60		85,123.94	43,615.37	797,319.17	9,368.00	806,687.17
15H Cleanup Settlement	52,206,132.32		150,704.36	344,599.57	52,012,237.11	52,012,237.11
15M Biotoxin	862,667.34		44,747.67	26,546.02	880,868.99	1,579.15	882,448.14
160 Wood Stove Education and Enforcement	609,233.40		14,098.44	4,791.74	618,540.10	618,540.10

RECEIPTS & DISBURSEMENTS FOR TREASURY FUNDS

	September 1, 2023		September 2023		September 30, 2023		
	Beginning Book Balance		Plus Receipts	Less Disbursements	Ending Book Balance	Outstanding Warrants	Ending Cash Balance
SPECIAL REVENUE FUNDS (Continued)							
162 Farm Labor Contractor	\$ 154,731.93	\$	\$	154,731.93	\$ 105.00	\$ 154,836.93
167 Natural Resources Conservation Areas Stewardship	350,571.78		58.84	(8,010.72)	358,641.34	358,641.34
16A Judicial Stabilization Trust	96,612,456.29		400,261.65	124,478.88	96,888,239.06	38,014.08	96,926,253.14
16J SR 520 Corridor	118,565,481.28		(3,882,252.57)	(4,173,192.36)	118,856,421.07	26,597.47	118,883,018.54
16M Appraisal Management Company	1,012,937.65		3,975.00	11,128.85	1,005,783.80	30.44	1,005,814.24
16P Marine Resources Stewardship Trust	16.08		0.05	16.13	16.13
16W Hospital Safety Net Assessment	53,501,719.19		50,207,149.67	13,093,813.48	90,615,055.38	90,615,055.38
172 Basic Health Plan Trust	12,623,154.00		12,623,154.00	12,623,154.00
176 Water Quality Permit	29,460,901.74		6,785,071.11	1,689,704.82	34,556,268.03	1,390.12	34,557,658.15
17B Home Visiting Services	17,947,864.04		1,179,214.23	2,775,001.10	16,352,077.17	113,830.14	16,465,907.31
17N Complete Streets Grant Program	3,196,606.00		1,833,750.00	5,030,356.00	5,030,356.00
17P SR520 Civil Penalties	8,328,292.77		(102,278.93)	(432,833.18)	8,658,847.02	8,658,847.02
17T Health Benefit Exchange	8,619,158.14		6,907,262.08	537,759.47	14,988,660.75	14,988,660.75
17W Limousine Carriers	79,078.42		79,078.42	79,078.42
182 Underground Storage Tank	3,990,425.78		134,208.65	145,709.32	3,978,925.11	3,978,925.11
186 County Arterial Preservation	475,130.40		1,872,891.35	1,239,195.09	1,108,826.66	1,108,826.66
18J Capital Vessel Replacement	21,624,357.11		(1,146,624.26)	(440,925.16)	20,918,658.01	820.92	20,919,478.93
18L Hydraulic Project Approval
199 Biosolids Permit	1,364,289.69		470.00	71,775.70	1,292,983.99	1,292,983.99
19A Medicaid Fraud Penalty	20,365,191.03		10,003,684.02	283,004.94	30,085,870.11	40,000.00	30,125,870.11
19C Forest Practice Application	330,432.91		191.23	(26,411.93)	357,036.07	357,036.07
19T DOL Technology Improvement and Data Management	861,855.67		47,410.44	25,049.73	884,216.38	884,216.38
19V Andy Hill Cancer Research Endowment Fund	14,125,357.78		738,424.86	180,495.91	14,683,286.73	14,683,286.73
200 Regional Fisheries Enhancement Salmonid Recovery	(485,534.40)		520,573.67	4,464.60	30,574.67	30,574.67
201 Department of Licensing Services	1,638,005.71		308,513.47	145,402.59	1,801,116.59	368.39	1,801,484.98
202 Medical Test Site Licensure	1,792,022.90		81,606.00	85,096.12	1,788,532.78	719.71	1,789,252.49
204 Volunteer Fire Fighters' and Reserve Officers' Administrative	14,084,054.57		40,644.12	99,244.23	14,025,454.46	46.69	14,025,501.15
207 Hazardous Waste Assistance	5,987,106.87		156,149.94	215,143.74	5,928,113.07	12,854.69	5,940,967.76
20B Brownfield Redevelopment Trust Fund
20H Connecting Washington	640,042,064.23		22,224,307.22	79,465,765.18	582,800,606.27	25,335,699.20	608,136,305.47
20J Electric Vehicle	18,428,746.67		(4,390,189.86)	30,148.97	14,008,407.84	1,487.50	14,009,895.34
20M Puget Sound Taxpayer Accountability	3,936,135.91		3,026,918.76	3,943,661.64	3,019,393.03	3,019,393.03

RECEIPTS & DISBURSEMENTS FOR TREASURY FUNDS

		September 1, 2023		September 2023		September 30, 2023	
		Beginning Book Balance	Plus Receipts	Less Disbursements	Ending Book Balance	Outstanding Warrants	Ending Cash Balance
SPECIAL REVENUE FUNDS (Continued)							
20N	Transportation Future Funding Program	\$ 12,580,534.67	\$ 32,566.25	\$	\$ 12,613,100.92	\$	\$ 12,613,100.92
20R	Radioactive Mixed Waste	1,061,423.80	895,845.61	165,578.19	5,175.12	170,753.31
20T	PLIA Underground Storage Tank Revolving	31,367,025.26	91,727.00	78,387.79	31,380,364.47	31,380,364.47
215	Special Category C	28,632,116.98	1,135,384.53	745,993.18	29,021,508.33	5,612.50	29,027,120.83
216	Air Pollution Control	9,895,517.46	448,801.51	100,733.54	10,243,585.43	1,719.28	10,245,304.71
217	Oil Spill Prevention	9,714,642.70	2,641,086.45	2,484,387.01	9,871,342.14	1,194.54	9,872,536.68
218	Multimodal Transportation	374,223,941.95	(18,361,779.27)	10,564,826.92	345,297,335.76	222,620.71	345,519,956.47
21E	Concealed Pistol License Renewal	524,215.64	7,585.77	531,801.41	531,801.41
21H	Wastewater Treatment Plant Operator Certification	379,238.03	2,205.00	18,473.50	362,969.53	50.00	363,019.53
21M	Distracted Driving Prevention	40,849.96	2,546.10	43,396.06	43,396.06
21S	Aquatic Invasive Species Management	262,089.46	14,942.79	47,508.22	229,524.03	3,434.09	232,958.12
21V	Construction Registration Inspection	5,505,194.72	1,518,302.61	1,160,872.96	5,862,624.37	12,945.86	5,875,570.23
222	Freshwater Aquatic Weeds	1,548,535.95	34,190.95	64,039.61	1,518,687.29	9.00	1,518,696.29
223	State Oil Spill Response	5,006,498.86	116,843.95	825,618.37	4,297,724.44	4,297,724.44
22J	Abandoned Recreational Vehicle Disposal	2,602,827.00	134,461.53	156,729.53	2,580,559.00	2,899.50	2,583,458.50
22M	Energy Efficiency	6,017,388.65	82.17	370,174.96	5,647,295.86	370,000.00	6,017,295.86
22R	Internet Consumer Access
22U	Secure Drug Take-Back Program	298,381.01	22,024.26	276,356.75	276,356.75
22W	Public Disclosure Transparency	7,829,941.74	3,525.00	41,631.17	7,791,835.57	25.00	7,791,860.57
234	Public Works Administration	9,986,224.34	664,316.23	671,683.77	9,978,856.80	35,641.32	10,014,498.12
235	Youth Tobacco & Vapor Product Prevention	1,768,470.22	113,284.03	406,221.75	1,475,532.50	4,860.00	1,480,392.50
237	Recreation Access Pass	3,213,818.43	(977,316.93)	240.00	2,236,261.50	700.00	2,236,961.50
23G	Vulnerable Roadway User Education	22,519.37	460.84	22,980.21	22,980.21
23N	Model Toxics Control Capital	225,249,102.24	7,800,693.42	3,455,230.99	229,594,564.67	864,324.99	230,458,889.66
23P	Model Toxics Control Operating	39,811,547.11	15,729,703.28	14,591,448.75	40,949,801.64	529,560.69	41,479,362.33
23R	Model Toxics Control Stormwater	67,627,537.77	3,697,851.48	2,380,148.44	68,945,240.81	25,395.37	68,970,636.18
23S	Puget Sound Gateway Facility	3,631.57	10.44	3,642.01	3,642.01
23T	Congestion Relief Traffic Safety	139,679.03	2,560.08	142,239.11	142,239.11
23V	Voluntary Cleanup	884,390.40	55,506.11	24,597.51	915,299.00	6,680.00	921,979.00
23W	Paint Product Stewardship	84,581.12	245.23	84,335.89	84,335.89
24B	Foundational Public Health Services	35,793,364.82	738,428.28	548,638.42	35,983,154.68	35,983,154.68
24J	Workforce Education Investment	282,952,463.83	30,567,826.42	35,930,828.87	277,589,461.38	154,192.57	277,743,653.95
24K	Agency Financial Transaction	2,248,612.03	753,996.38	420,377.34	2,582,231.07	0.40	2,582,231.47
24L	Ambulance Transport	4,356,830.63	622,278.49	874,699.81	4,104,409.31	4,104,409.31

RECEIPTS & DISBURSEMENTS FOR TREASURY FUNDS

	September 1, 2023		September 2023		September 30, 2023		
	Beginning Book Balance		Plus Receipts	Less Disbursements	Ending Book Balance	Outstanding Warrants	Ending Cash Balance
SPECIAL REVENUE FUNDS (Continued)							
24N Fish, Wildlife, and Conservation	\$ 10,997,525.24	\$	3,490,886.52	\$ 2,613,933.02	\$ 11,874,478.74	\$ 460,972.08	\$ 12,335,450.82
24P Insurance Commissioner's Fraud	2,296,374.08		(9,489.00)	149,837.22	2,137,047.86	2,137,047.86
24Q Cooper Jones Active Transportation Safety	1,527,960.86		27,631.85	1,500,329.01	1,500,329.01
24V Telebehavioral Health Access	60,898.47		494,030.86	140,391.63	414,537.70	414,537.70
25M State Health Care Affordability	65,000,000.00		8,400,631.65	73,400,631.65	73,400,631.65
25N Statewide 988 Behavioral Health Crisis Response & Suicide Prevention Line	46,072,339.05		3,908,324.07	596,525.52	49,384,137.60	49,384,137.60
25Q Clean Fuels Program	1,019,543.46		172,002.00	66,761.60	1,124,783.86	1,124,783.86
25T Refrigerant Emission Management	(884.08)		(884.08)
25U Department of Licensing Wage Lien	317.00		20.00	337.00	337.00
25W Driver Licensing Technology Support	698,620.18		167,399.71	16,650.81	849,369.08	849,369.08
260 University of Washington Operating Fees	(108,475.98)		(108,475.98)	(108,475.98)
262 Manufactured Home Installation Training	733,027.38		17,495.80	27,592.34	722,930.84	722,930.84
263 Community and Economic Development Fee	6,519,583.64		90,144.24	92,319.07	6,517,408.81	32,447.80	6,549,856.61
267 Recreation Resources	24,120,788.40		846,026.65	839,088.74	24,127,726.31	13,824.66	24,141,550.97
268 Nonhighway and Off-Road Vehicle Activities (NOVA) Program	14,404,710.93		619,618.62	362,467.68	14,661,861.87	212.28	14,662,074.15
269 Parks Renewal and Stewardship	35,748,482.38		7,418,031.06	7,179,010.64	35,987,502.80	250,564.19	36,238,066.99
26A Carbon Emissions Reduction	57,293,971.00		356,172,000.00	456,025.08	413,009,945.92	413,009,945.92
26B Climate Investment	31,754,933.54		59,896,402.53	566,815.69	91,084,520.38	49,210.36	91,133,730.74
26C Climate Commitment	505,633,395.61		2,109,642.92	503,523,752.69	9,415.80	503,533,168.49
26D Natural Climate Solutions	168,509,138.92		430,289.07	168,078,849.85	174.44	168,079,024.29
26E Air Quality and Health Disparities Improvement	20,000,000.00		2,500,000.00	8,923.24	22,491,076.76	22,491,076.76
26M Climate Active Transportation	12,211,655.74		35,170.45	79,149.05	12,167,677.14	12,167,677.14
26N Climate Transit Programs	8,873,556.23		30,521.30	282,138.13	8,621,939.40	63,194.00	8,685,133.40
26P Move Ahead WA	1,117,272,816.62		49,142,047.72	28,462,971.66	1,137,951,892.68	2,593,785.17	1,140,545,677.85
26Q Move Ahead WA Flexible	25,642,940.44		11,402,886.79	182,260.32	36,863,566.91	10,692.98	36,874,259.89
26W Renewable Fuels Accelerator
271 Washington State University Operating Fees
275 Central Washington University Operating Fees
277 State Agency Parking	323,316.47		20.00	451.31	322,885.16	322,885.16
27P Price Ceiling Unit Emission Reduction Investment
27T Derelict Structure Removal
27W OPIOID Abatement Settlement	(772,241.49)		1,974,452.04	(2,746,693.53)	(2,746,693.53)
285 Growth Management Planning and Environmental Review	3,368,087.89		172,807.02	966.69	3,539,928.22	159.19	3,540,087.41

RECEIPTS & DISBURSEMENTS FOR TREASURY FUNDS

	September 1, 2023		September 2023		September 30, 2023		
	Beginning Book Balance		Plus Receipts	Less Disbursements	Ending Book Balance	Outstanding Warrants	Ending Cash Balance
SPECIAL REVENUE FUNDS (Continued)							
28A State Hazard Mitigation Revolving Loan	\$	\$	\$	\$	\$	\$	\$
28F Clean Fuels Transportation Investment
28G Covenant Homeownership	8,976.90	(8,976.90)	(8,976.90)
28J Renewable Energy Local Benefit
28M Land Bank
296 Columbia River Basin Water Supply Rev Recovery	7,781,237.10	117,247.84	5,037.91	7,893,447.03	2,943.50	7,896,390.53
315 Dedicated Marijuana	84,954,487.06	39,496,861.18	16,901,785.79	107,549,562.45	58,588.92	107,608,151.37
319 Public Health Supplemental	2,557,989.09	9,532.71	122,386.84	2,445,134.96	2,445,134.96
404 State Treasurer's Service	78,513,400.58	3,448,530.82	1,063,216.19	80,898,715.21	47,019.30	80,945,734.51
408 Coastal Protection	2,427,445.70	29,801.96	5,962.90	2,451,284.76	2,451,284.76
441 Local Government Archives	2,550,208.97	300,042.86	281,446.44	2,568,805.39	16,091.95	2,584,897.34
500 Perpetual Surveillance and Maintenance	50,163,974.40	145,407.14	131.00	50,309,250.54	50,309,250.54
507 Oyster Reserve Land	512,958.09	83,059.93	6,573.58	589,444.44	37.93	589,482.37
511 Tacoma Narrows Toll Bridge	35,144,926.06	(1,437,941.16)	(4,071,504.68)	37,778,489.58	20.00	37,778,509.58
513 Derelict Vessel Removal	3,085,684.55	129,775.32	62,553.14	3,152,906.73	47,513.95	3,200,420.68
532 Washington Housing Trust Fund	35,403,391.71	344,651.90	1,116,173.79	34,631,869.82	1,132.61	34,633,002.43
535 Alaskan Way Viaduct Replacement Project	101,514,336.51	(5,960,984.60)	(195,968.18)	95,749,320.09	122,437.47	95,871,757.56
549 Election	6,950,010.38	19,989.92	277,692.00	6,692,308.30	6,692,308.30
550 Transportation 2003	16,689,659.96	2,171,975.42	237,812.27	18,623,823.11	1,620.61	18,625,443.72
562 Skilled Nursing Facility Safety Net Trust	14,943,175.62	26,651.38	9,746,827.13	5,222,999.87	197,664.00	5,420,663.87
564 Water Pollution Control Revolving Administration	3,692,201.85	155,541.38	188,531.54	3,659,211.69	3,659,211.69
565 Yakima Integrated Plan Implementation Revenue Recovery
566 Community Forest Trust	288,994.56	875.27	289,869.83	289,869.83
571 Multiuse Roadway Safety	1,363,594.55	27,290.43	20.00	1,390,864.98	32.00	1,390,896.98
595 I-405 and SR-167 Express Toll Lanes	364,762,751.33	1,047,347.10	(39,557.00)	365,849,655.43	333.09	365,849,988.52
600 Department of Retirement Systems Expense	25,128,941.24	4,690,608.50	4,061,477.94	25,758,071.80	1,580.70	25,759,652.50
689 Rural Washington Loan	1,218,170.28	3,505.93	1,221,676.21	1,221,676.21
727 Water Pollution Control Revolving	281,325,767.38	8,901,604.98	1,914,951.48	288,312,420.88	19,647.37	288,332,068.25
733 Capitol Campus Reserve
777 Prostitution Prevention and Intervention	91,186.73	177.87	3,157.63	88,206.97	88,206.97
785 State Educational Trust Fund	4,125,181.46	22,970.24	4,148,151.70	140.47	4,148,292.17
818 Youth Athletic Facility	43,833,408.92	126,082.70	1,201.25	43,958,290.37	3,820.00	43,962,110.37
825 Tobacco Settlement

RECEIPTS & DISBURSEMENTS FOR TREASURY FUNDS

		September 1, 2023		September 2023			September 30, 2023		
		Beginning Book Balance			Plus Receipts	Less Disbursements	Ending Book Balance	Outstanding Warrants	Ending Cash Balance
SPECIAL REVENUE FUNDS (Continued)									
844	Money-Purchase Retirement Savings Administrative	\$ 17.69	\$	0.05	\$	\$	17.74	\$	17.74
851	Developmental Disabilities Community Services	36,387,612.88		106,896.18		1,655,158.01	34,839,351.05		34,839,351.05
874	OASI Revolving	250,708.28		25.00		15,140.38	235,592.90	658.25	236,251.15
887	Public Facilities Construction Loan Revolving	39,094,713.73		517,193.74		45,357.62	39,566,549.85	105.98	39,566,655.83
888	Deferred Compensation Administrative	2,958,322.50		(74,890.28)		172,913.96	2,710,518.26	61.05	2,710,579.31
893	Radiation Perpetual Maintenance	370,294.22		1,065.02		371,359.24	371,359.24
TOTAL SPECIAL REVENUE FUNDS		\$ 8,720,603,783.36	\$	1,203,494,279.73	\$	845,169,797.76	\$ 9,078,928,265.33	\$ 49,027,406.28	\$ 9,127,955,671.61
DEBT SERVICE FUNDS									
303	Highway Bond Retirement	\$ 45,130,006.62	\$	57,168,980.50	\$	\$ 102,298,987.12	\$	102,298,987.12
304	Ferry Bond Retirement	(1,496,339.05)		134,689.61		(1,361,649.44)		(1,361,649.44)
305	Transportation Improvement Board Bond Retirement	5,203,344.88		483,774.49		5,687,119.37		5,687,119.37
347	Washington State University Bond Retirement	52,264,850.33		1,579,676.07		(20,838.60)	53,865,365.00		53,865,365.00
348	University of Washington Bond Retirement	5,369,891.00		120,693.39		248,776.57	5,241,807.82		5,241,807.82
380	Debt-Limit General Fund Bond Retirement
381	Debt-Limit Reimbursable Bond Retirement
382	Nondebt-Limit General Fund Bond Retirement
383	Nondebt-Limit Reimbursable Bond Retirement
384	Nondebt-Limit Proprietary Appropriated Bond Retirement
385	Nondebt-Limit Proprietary Nonappropriated Bond Retirement
386	Nondebt-Limit Revenue Bond Retirement
389	Toll Facility Bond Retirement	145,980,858.51		4,454,209.54		132,329,500.00	18,105,568.05		18,105,568.05
TOTAL DEBT SERVICE FUNDS		\$ 252,452,612.29	\$	63,942,023.60	\$	132,557,437.97	\$ 183,837,197.92	\$	183,837,197.92
CAPITAL PROJECTS FUNDS									
036	Capitol Building Construction	\$ 6,561,350.76	\$	22,292.99	\$	1,118,492.85	\$ 5,465,150.90	\$	5,465,150.90
057	State Building Construction	708,266,530.32		1,211,587.45		109,488,789.31	599,989,328.46	2,777,918.61	602,767,247.07
060	Community and Technical College Capital Projects	1,744,383.05		3,064,757.11		572,916.59	4,236,223.57		4,236,223.57
061	Eastern Washington University Capital Projects	6,422,399.79		206,031.78		1,238,177.34	5,390,254.23		5,390,254.23
062	Washington State University Building	11,092,549.42		33,108.84		11,125,658.26		11,125,658.26
063	Central Washington University Capital Projects	4,584,197.76		202,125.41		690,956.25	4,095,366.92		4,095,366.92

RECEIPTS & DISBURSEMENTS FOR TREASURY FUNDS

	September 1, 2023		September 2023		September 30, 2023		
	Beginning Book Balance		Plus Receipts	Less Disbursements	Ending Book Balance	Outstanding Warrants	Ending Cash Balance
CAPITAL PROJECTS FUNDS (Continued)							
064 University of Washington Building	\$ 17,626,814.51	\$	50,690.97	\$	17,677,505.48	\$	17,677,505.48
065 Western Washington University Capital Projects	7,807,894.88		211,159.11	1,076,200.32	6,942,853.67		6,942,853.67
066 The Evergreen State College Capital Projects	3,737,605.47		199,513.29	89,579.04	3,847,539.72		3,847,539.72
075 State Social and Health Services Construction	9,396.39				9,396.39		9,396.39
18B Columbia River Basin Tax Bond Water Supply Development	1,291,976.67		3,715.92		1,295,692.59		1,295,692.59
245 Public Safety Reimbursable Bond	4.12				4.12		4.12
246 Community and Technical College Forest Reserve	5,159,673.97				5,159,673.97		5,159,673.97
289 Thurston County Capital Facilities	5,870,705.81		326,044.08	343,385.07	5,853,364.82		5,853,364.82
357 Gardner-Evans Higher Education Construction	45,698.05				45,698.05		45,698.05
364 Military Department Capital	4,014,450.02				4,014,450.02		4,014,450.02
367 Chehalis Basin Taxable							
373 Coronavirus Capital Projects	(9,136,781.88)		(64.64)	526,173.04	(9,663,019.56)	19,350.09	(9,643,669.47)
TOTAL CAPITAL PROJECTS FUNDS	\$ 775,098,849.11	\$	5,530,962.31	\$	115,144,669.81	\$	665,485,141.61
					\$ 2,797,268.70		\$ 668,282,410.31
PERMANENT FUNDS							
04B Natural Resources Real Property Replacement	\$ 18,715,498.43	\$	55,150.14	\$	659,381.41	\$	18,111,267.16
601 Agricultural Permanent	54,515.85				54,515.85		54,515.85
603 Millersylvania Park Trust	5,940.40		17.08		5,957.48		5,957.48
604 Normal School Permanent	153,684.59			98,529.32	55,155.27		55,155.27
605 Permanent Common School	55,480.99			1,219.94	54,261.05		54,261.05
606 Scientific Permanent	86,997.80			30,471.69	56,526.11		56,526.11
607 State University Permanent	157,454.61			6,602.55	150,852.06		150,852.06
TOTAL PERMANENT FUNDS	\$ 19,229,572.67	\$	55,167.22	\$	796,204.91	\$	18,488,534.98
					\$		\$ 18,488,534.98
ENTERPRISE FUNDS							
401 Correctional Industries	\$ 2,128,652.85	\$	10,543,280.05	\$	10,466,277.01	\$	2,205,655.89
407 Secretary of State's Revolving	10,745,076.80		883,991.00		741,755.03		10,887,312.77
418 State Health Care Authority Administrative	1,955,381.19		1,614,106.12		1,469,077.14	1,400.00	2,101,810.17
492 School Employees' Insurance Administrative	792,959.51		1,361,874.00		1,147,742.06	600.00	1,007,691.45
578 Lottery Administrative	1,209,836.97		1,533,263.31		1,451,153.58	9,713.66	1,301,660.36
608 Accident	1,973,804.29		78,517,702.39		83,541,473.67	(3,049,966.99)	12,117,297.27
609 Medical Aid	5,888,121.16		73,901,575.02		74,125,097.77	4,903,063.08	10,567,661.49

RECEIPTS & DISBURSEMENTS FOR TREASURY FUNDS

		September 1, 2023	September 2023		September 30, 2023		
		Beginning Book Balance	Plus Receipts	Less Disbursements	Ending Book Balance	Outstanding Warrants	Ending Cash Balance
ENTERPRISE FUNDS (Continued)							
610	Accident Reserve	\$ 31,861,466.79	\$ 57,692,692.12	\$ 47,437,987.39	\$ 42,116,171.52	\$ 1,454,893.78	\$ 43,571,065.30
881	Supplemental Pension	47,021,355.37	51,399,718.94	73,739,302.77	24,681,771.54	2,259,402.25	26,941,173.79
883	Second Injury	90,341,628.30	2,659,701.97	146,965.39	92,854,364.88	54,742.69	92,909,107.57
TOTAL ENTERPRISE FUNDS		\$ 193,918,283.23	\$ 280,107,904.92	\$ 294,266,831.81	\$ 179,759,356.34	\$ 21,102,971.49	\$ 200,862,327.83
INTERNAL SERVICE FUNDS							
006	Public Records Efficiency, Preservation & Access	\$ 1,174,091.21	\$ 922,895.95	\$ 266,962.81	\$ 1,830,024.35	\$ 4,230.80	\$ 1,834,255.15
405	Legal Services Revolving	12,100,904.48	26,066,224.34	17,584,002.51	20,583,126.31	730,435.75	21,313,562.06
410	Transportation Equipment	39,866,661.28	719,528.16	3,150,035.98	37,436,153.46	784,579.59	38,220,733.05
415	Personnel Service	15,211,575.74	163.35	700,483.56	14,511,255.53	1,008.01	14,512,263.54
455	Higher Education Personnel Service	775,862.34	66,955.37	97,429.52	745,388.19	99.95	745,488.14
462	Government Central Service	(558,271.83)	360,239.79	(918,511.62)	10,000.00	(908,511.62)
468	OFM Central Service	2,491,928.00	3,464,787.61	1,060,335.98	4,896,379.63	1,241.37	4,897,621.00
483	Auditing Services Revolving	(197,424.82)	152,440.94	695,818.61	(740,802.49)	152.91	(740,649.58)
484	Administrative Hearings Revolving	13,365,042.55	2,550,123.18	3,242,333.28	12,672,832.45	33,964.32	12,706,796.77
TOTAL INTERNAL SERVICE FUNDS		\$ 84,230,368.95	\$ 33,943,118.90	\$ 27,157,642.04	\$ 91,015,845.81	\$ 1,565,712.70	\$ 92,581,558.51
PENSION TRUST FUNDS							
614	Volunteer Firefighters' Relief and Pension Principal Fund	\$ (746,216.56)	\$ 2,012,285.60	\$ 2,184,683.86	\$ (918,614.82)	\$ 37,397.47	\$ (881,217.35)
615	State Patrol - Plan1	1,104,946.89	8,035,455.18	8,058,460.69	1,081,941.38	11,865.13	1,093,806.51
616	Judges' Retirement	1,487,127.07	4,324.61	2,595.61	1,488,856.07	1,488,856.07
624	Reserve Officer's Relief/Pension Principal Fund	19,214.04	(19,214.04)	(19,214.04)
630	State Patrol - Plan 2	603,356.94	2,140,993.89	2,148,807.17	595,543.66	595,543.66
631	Public Employees' Retirement System Plan 1	8,606,578.48	146,149,210.60	145,350,797.29	9,404,991.79	136,829.14	9,541,820.93
632	Teachers' Retirement System Plan 1	6,469,000.26	116,181,946.88	115,742,100.10	6,908,847.04	182,997.20	7,091,844.24
633	School Employees' Retirement System Combined Plan 2 & 3	6,921,565.85	79,807,221.23	79,596,450.69	7,132,336.39	212,390.16	7,344,726.55
635	Public Safety Employees Retirement System Plan 2	374,006.98	11,781,802.65	11,613,964.36	541,845.27	62,152.77	603,998.04
641	Public Employees' Retirement System Combined Plan 2 & 3	18,259,523.13	353,591,937.21	350,870,892.42	20,980,567.92	1,221,248.99	22,201,816.91
642	Teachers' Retirement System Combined Plan 2 and 3	23,596,718.62	301,125,011.32	295,149,121.70	29,572,608.24	155,988.07	29,728,596.31
661	Higher Ed Retirement Plan Supplemental Benefit-UW	638,850.40	638,791.15	59.25	59.25

RECEIPTS & DISBURSEMENTS FOR TREASURY FUNDS

	September 1, 2023		September 2023		September 30, 2023		
	Beginning Book Balance		Plus Receipts	Less Disbursements	Ending Book Balance	Outstanding Warrants	Ending Cash Balance
PENSION TRUST FUNDS (Continued)							
662 Higher Ed Retirement Plan Supplemental Benefit -WSU	\$	\$ 94,722.23	\$ 94,722.23	\$	\$	\$	\$
663 Higher Ed Retirement Plan Supplemental Benefit-EWU	6,446.86		12,283.43	13,201.66	5,528.63	5,528.63
664 Higher Ed Retirement Plan Supplemental Benefit-CWU		7,143.03	7,143.03
665 Higher Ed Retirement Plan Supplemental Benefit-TESC		3,255.11	3,255.11
667 Higher Ed Retirement Plan Supplemental Benefit-WWU		8,820.95	8,820.95
668 Higher Ed Retirement Plan Supplemental Benefit -SBCTC		52,829.45	52,829.45
722 Deferred Compensation Principal	5,460,505.97		72,633,303.56	73,123,291.58	4,970,517.95	1,184.74	4,971,702.69
729 Judicial Retirement Principal	11,459.12		16,767.64	16,734.61	11,492.15	11,492.15
819 LEOFF Plan 1 Retirement	2,987,507.78		33,754,631.79	33,379,222.65	3,362,916.92	28,245.05	3,391,161.97
829 LEOFF Plan 2 Retirement	6,688,240.50		93,879,956.31	93,378,646.50	7,189,550.31	86,981.32	7,276,531.63
882 Washington Judicial Retirement System	9,628,296.36		28,925.04	544,366.81	9,112,854.59	9,112,854.59
TOTAL PENSION TRUST FUNDS	\$ 91,459,064.25		\$ 1,221,961,678.11	\$ 1,211,998,113.66	\$ 101,422,628.70	\$ 2,137,280.04	\$ 103,559,908.74
CUSTODIAL FUNDS							
01P Suspense	\$ 73,010,335.46	\$ 2,761,330,363.60	\$ 2,786,773,032.14	\$ 47,567,666.92	\$ 96,622.12	\$ 47,664,289.04	
01R Undistributed Receipts	32,548.80	32,548.80	32,548.80	
01T Local Leasehold Excise Tax	293,050.15	111,064.43	181,985.72	181,985.72	
034 Local Sales and Use Tax	(2,374.21)	2,374.21	2,374.21	
035 State Payroll Revolving	30,745,716.19	702,660,146.08	683,317,882.67	50,087,979.60	2,055,718.43	52,143,698.03	
768 Local Real Estate Excise Tax	
795 State Investment Board Commingled Monthly Bond	
865 State Investment Board Commingled Trust	1,755.85	1,755.85	
877 OASI Contribution	76,240.35	76,240.35	76,240.35	
TOTAL CUSTODIAL FUNDS	\$ 104,157,890.95	\$ 3,463,992,265.53	\$ 3,470,201,360.88	\$ 97,948,795.60	\$ 2,152,340.55	\$ 100,101,136.15	
TOTAL TREASURY FUNDS	\$ 16,371,442,239.77	\$ 11,036,967,858.50	\$ 11,287,629,201.99	\$ 16,120,780,896.28	\$ 136,266,279.27	\$ 16,257,047,175.55	

RECEIPTS & DISBURSEMENTS FOR TREASURER'S TRUST FUNDS

	September 1, 2023		September 2023		September 30, 2023			
	Beginning Book Balance		Plus Receipts	Less Disbursements	Ending Book Balance	Outstanding Warrants	Ending Cash Balance	
GENERAL FUND								
06N Local Tax Administration	\$	\$	\$	\$
07F Commercial Fisheries Buyback	
08B Foster Care Endowed Scholarship Trust		16,919.28		48.66		16,967.94		16,967.94
08E Individual Development Account Program		2,116.99		6.09		2,123.08		2,123.08
08N State Financial Aid		53,328,119.91		67,962,394.42		94,809,151.14		26,481,363.19
08T Transportation Innovative Partnership			8,781.02
11M Poet Laureate		115.55			115.55	
11R Hospital Infection Control Grant	
12L Outdoor Education and Recreation Prog		3,865,689.54			3,865,689.54		3,865,689.54
12P Geoduck Aquaculture Research	
131 Fair		4,039,379.44		11,634.98		8,548.21		4,042,466.21
14N Legislative Oral History		31,139.20			31,139.20		31,139.20
14P Skeletal Human Remains Assistance		161,899.46			161,899.46		161,899.46
15B Food Animal Vet Scholarship	
15N Business Assistance	
16F Washington State Flag	
16K Mortgage Recovery	
16R Multiagency Permitting Team		101,012.67		290.52		101,303.19		101,303.19
17R Aerospace Training Student Loan		205,347.16		1,931.28		5,967.37		201,311.07
18C Native Education Public-Private Partnership	
18F High School Completion	
18G Opportunity Scholarship Match Transfer		15,538,000.00			15,538,000.00		15,538,000.00
18K 24/7 Sobriety		25,064.33		208.49		25,272.82		25,272.82
18V Science, Technology, Engineering and Math Education Lighthouse	
19J Universal Communications Services		5,154,392.87			3,863.47		5,150,529.40
20L Early Start		130,497.79			130,497.79		130,497.79
21J Gina Grant Bull Memorial Legislative Page Scholarship		43,738.27		137.11		43,875.38		43,875.38
21L Low-Income Home Rehabilitation		266,307.88		7,484.92		(293.88)		274,086.68
21T Suicide-Safer Homes Project		25,000.01			25,000.01		25,000.01
22A State Agency Office Relocation Pool		4,294,186.20			4,294,186.20		4,294,186.20
22B Highway Worker Memorial Scholarship	
22S Landlord Mitigation Program		12,144,641.82		293,807.30		10,749,100.30		1,689,348.82
22V Medical Student Loan		1,499,479.24			1,499,479.24		1,626,864.64

RECEIPTS & DISBURSEMENTS FOR TREASURER'S TRUST FUNDS

	September 1, 2023		September 2023		September 30, 2023		
	Beginning Book Balance		Plus Receipts	Less Disbursements	Ending Book Balance	Outstanding Warrants	Ending Cash Balance
GENERAL FUND (Continued)							
23B Rural Jobs Program Match Transfer	\$ 399,895.86	\$	\$	\$ 399,895.86	\$	\$ 399,895.86
23E Washington History Day	110,374.64		317.46	110,692.10	110,692.10
23F Open Educational Resources
23L Indian Health Improvement Reinvestment	1,019,781.39		43,384.97	42,847.59	1,020,318.77	1,020,318.77
24A Behavioral Health Loan Repayment Program	12,411,946.81		8,893.15	14,506.90	12,406,333.06	19,744.10	12,426,077.16
24F Veterans Service Officer
24W Undocumented Student Support Loan Match
25B Unemployment Insurance Relief	30,284.75		30,284.75	30,284.75
25E Rosa Franklin Legislative Internship Program Scholarship	81.06		0.24	81.30	81.30
25J Department of Transportation Purple Heart State	(250,000.00)		(250,000.00)
25K Department of Veterans' Affairs Purple Heart State	1,050.00		1,050.00	1,050.00
25L Military Department Purple Heart State
26F Billy Frank Jr. National Statuary Hall Collection	85,054.83		244.62	85,299.45	85,299.45
27E Equitable Access to Credit Program	150,000.00		150,000.00	150,000.00
27H Veterans & Military Members Suicide Prevention	8,783.00		680.00	9,463.00	9,463.00
27M WA State Global War on Terror Memorial	3,650.00		3,650.00	3,650.00
28B Employee Ownership Revolving Loan Program
290 Savings Incentive	2,800,093.39		6,194.03	2,793,899.36	2,793,899.36
447 Information Technology Investment Revolving	58,942,327.01		3,745,284.71	55,197,042.30	337.01	55,197,379.31
490 Regional Transportation Investment District
514 Agricultural Conservation Easements
534 Washington Graduate Fellowship Trust	489.80		489.80	489.80
551 Washington Youth and Families	124,634.31		124,634.31	124,634.31
552 Conservation Assistance Revolving	463,714.45		463,714.45	463,714.45
653 Washington Distinguished Professorship Trust
703 COVID-19 Unemployment
704 COVID-19 Public Health Response	448,073,227.87		(418,940,371.93)	18,661,025.47	10,471,830.47	2,108,268.45	12,580,098.92
708 Salary/Insurance Contribution Increase Revolving	169,080.41		169,080.41	169,080.41
743 College Faculty Awards Trust	186.14		186.14	186.14
747 Health Professional Loan Repayment & Scholarship Program	31,972,866.77		(12,823.64)	133,344.92	31,826,698.21	26,131.30	31,852,829.51
748 WA Career and College Pathways Innov Challenge	13,112,455.50		38,956.18	889,092.26	12,262,319.42	12,262,319.42
781 Cross-State Trail	473.10		473.10	473.10

RECEIPTS & DISBURSEMENTS FOR TREASURER'S TRUST FUNDS

		September 1, 2023		September 2023		September 30, 2023	
		Beginning Book Balance	Plus Receipts	Less Disbursements	Ending Book Balance	Outstanding Warrants	Ending Cash Balance
GENERAL FUND (Continued)							
793	Health Insurance Pool	\$	\$	\$	\$	\$	\$
835	Four Year Student Child Care in Higher Education	78,198.57	78,198.57	78,198.57
TOTAL GENERAL FUND		\$ 670,581,697.27	\$ (350,582,775.18)	\$ 128,818,632.49	\$ 191,180,289.60	\$ 3,790,164.85	\$ 194,970,454.45
SPECIAL REVENUE FUNDS							
01F	Crime Victims' Compensation	\$ 3,098,023.82	\$ 145,043.01	\$	\$ 3,243,066.83	\$	\$ 3,243,066.83
03K	Industrial Insurance Premium Refund	7,380,879.56	31,568.04	52,650.66	7,359,796.94	1,878.30	7,361,675.24
04F	Real Estate Education Program	603,114.83	4,830.46	149.00	607,796.29	607,796.29
06H	Oral History, State Library, and Archives	572,732.39	26.00	278,446.43	294,311.96	294,311.96
06J	Securities Prosecution	849,371.02	9,500.00	858,871.02	858,871.02
07A	Mortgage Lending Fraud Prosecution	232,255.34	16,343.85	248,599.19	248,599.19
07B	Organ and Tissue Donation Awareness	54,002.94	49,378.25	57,800.42	45,580.77	45,580.77
07E	Contract Harvesting Revolving	6,938,068.73	29,100.94	(1,573,656.71)	8,540,826.38	8,540,826.38
07J	"Helping Kids Speak"	3,469.68	1,598.33	2,377.67	2,690.34	2,690.34
07K	Special License Plate Applicant Trust	12,206.00	12,206.00	12,206.00
07L	Legislative International Trade	1,160.09	1,160.09	1,160.09
07N	Produce Railcar Pool	52.28	0.15	52.43	52.43
07T	Commemorative Works	3,578.81	10.29	3,589.10	3,589.10
07V	Fish and Wildlife Enforcement Reward	105,057.53	9,645.14	5,860.76	108,841.91	108,841.91
08C	Gonzaga University Alumni Association	6,627.72	4,300.35	4,739.02	6,189.05	6,189.05
08F	Lighthouse Environmental Programs	13,066.65	7,060.68	8,204.01	11,923.32	11,923.32
08G	Flexible Spending Administrative	2,363,058.12	83,400.00	78,383.89	2,368,074.23	2,368,074.23
08J	Prescription Drug Consortium	69,203.03	5,159.19	74,362.22	74,362.22
08L	"Ski & Ride Washington"	6,430.89	3,019.34	2,912.00	6,538.23	2,912.00	9,450.23
08P	State Parks Education and Enhancement	349,719.17	13,580.01	13,927.88	349,371.30	349,371.30
08V	Veterans Stewardship	1,214,639.72	62,224.95	54,493.32	1,222,371.35	730.03	1,223,101.38
08W	"Washington's National Park Fund"	35,895.94	29,794.38	33,231.38	32,458.94	32,458.94
098	Eastern Washington Pheasant Enhancement	83,461.58	35,600.17	39,648.52	79,413.23	2,674.73	82,087.96
09A	We Love Our Pets	12,800.60	4,876.68	5,320.03	12,357.25	12,357.25
09B	Boating Safety Education Certification	903,875.43	18,555.00	11,440.02	910,990.41	2,130.00	913,120.41
09J	Washington Coastal Crab Pot Buoy Tag	198,343.94	17,750.00	1,318.88	214,775.06	214,775.06
09K	Life Sciences Discovery	1,554,829.98	4,490.14	665,000.00	894,320.12	894,320.12
09L	Nursing Resource Center	518,931.20	83,668.00	602,599.20	602,599.20
10F	"Share the Road"	17,223.72	5,901.01	6,797.01	16,327.72	16,327.72

RECEIPTS & DISBURSEMENTS FOR TREASURER'S TRUST FUNDS

	September 1, 2023		September 2023		September 30, 2023		
	Beginning Book Balance		Plus Receipts	Less Disbursements	Ending Book Balance	Outstanding Warrants	Ending Cash Balance
SPECIAL REVENUE FUNDS (Continued)							
11A Employment Training Finance	\$ 373,567.07	\$	6,130.88	\$	\$ 379,697.95	\$	\$ 379,697.95
11J Electronic Products Recycling	1,028,061.00				1,012,680.27		1,012,680.27
11P Large On-Site Sewage Systems							
11V Veteran Estate Management	38,793.59		29,797.95		36,454.01	52.18	36,506.19
126 Agricultural Local	31,926,049.15		2,821,410.71		31,424,341.96	43,316.91	31,467,658.87
128 Grain Inspection Revolving	(429,130.27)		949,851.24		(282,301.44)	1,609.95	(280,691.49)
12E Assisted Living Facility Management	674,399.43				689,428.05		689,428.05
12F Manufactured/Mobile Home Dispute Resol	2,367,764.87		32,329.50		2,350,952.18		2,350,952.18
12G Rockfish Research	387,438.66		18,411.96		381,451.86	0.50	381,452.36
12H Uniformed Service Shared Leave Pool	1,041,925.57				1,038,013.14		1,038,013.14
12N Get Ready For Math & Science Schlarshp	281,034.83		850.32		281,885.15		281,885.15
133 Children's Trust	659,560.79		(236,767.95)		422,543.74	60.00	422,603.74
14E Washington State Library Operations	5,699,727.03		348,817.81		5,449,999.39	467.38	5,450,466.77
14W Reduced Cigarette Ignition Propensity	796,519.99		8,300.34		801,821.73		801,821.73
15A Transitional Housing Oper & Rent	0.41		(0.41)				
15T Broadband Mapping							
15V Funeral and Cemetery	682,805.27		27,119.95		643,961.03	121.81	644,082.84
15W Guaranteed Asset Protection Waiver	19,750.00				19,750.00		19,750.00
163 Worker and Community Right to Know	4,186,289.11		532,226.39		4,554,007.91	384.21	4,554,392.12
169 Horse Racing Commission Operating	1,659,840.58		238,111.94		1,719,421.73	450.00	1,719,871.73
16B Landscape Architects' License	396,362.33		22,184.00		397,034.24	60.88	397,095.12
16E Spec Forest Products Outreach/Education	76,478.58				76,478.58		76,478.58
16G Universal Vaccine Purchase	17,296,675.50		14,891,373.04		17,855,007.28	3,418,898.90	21,273,906.18
16L Accessible Communities	979,310.74		25,268.67		1,003,737.63		1,003,737.63
16N Disabled Veterans Assistance							
16T Product Stewardship Programs	315,057.90				313,395.52		313,395.52
17L Foreclosure Fairness	1,919,661.85		33,266.87		1,903,050.35		1,903,050.35
17M Individual-Based/Portable Background Check Clearance	954,195.05				792,873.56		792,873.56
17V Volunteer Firefighters	5,917.34		2,905.01		5,588.34		5,588.34
180 Local Government Administrative Hearings	185,468.86				182,869.86		182,869.86
189 Clarke-McNary							
18A Investing In Innovation							
18E Educator Certification Processing	5,188,698.48		165,777.68		5,146,840.83	1,522.00	5,148,362.83
18M Music Matters Awareness	8,124.66		5,411.02		6,874.00		6,874.00

RECEIPTS & DISBURSEMENTS FOR TREASURER'S TRUST FUNDS

	September 1, 2023		September 2023		September 30, 2023		
	Beginning Book Balance		Plus Receipts	Less Disbursements	Ending Book Balance	Outstanding Warrants	Ending Cash Balance
SPECIAL REVENUE FUNDS (Continued)							
18N Damage Prevention	\$ 137,708.86	\$	7,400.00	\$ 12,200.00	\$ 132,908.86	\$ 200.00	\$ 133,108.86
18R Seattle Sounders FC	5,740.96		3,748.53	3,469.22	6,020.27		6,020.27
190 Forest Fire Protection Assessment	10,432,037.59		9,229.85	397,649.51	10,043,617.93	44,513.41	10,088,131.34
193 State Forest Nursery Revolving	120,644.69		3,559.83	201,313.33	(77,108.81)	1,147.48	(75,961.33)
195 Energy	0.21				0.21		0.21
197 Statute Law Committee Publications	799,692.71			5,719.15	793,973.56	30.00	794,003.56
198 Access Road Revolving	4,093,648.64		4,207.07	351,196.15	3,746,659.56	56,825.33	3,803,484.89
19B School for the Blind	3,481,955.03		166,549.21	867,310.32	2,781,193.92	4,617.98	2,785,811.90
19E 4-H Program	191.33		221.67	219.33	193.67		193.67
19F Seattle Seahawks	46,925.90		21,771.75	22,615.84	46,081.81	16.33	46,098.14
19H Center for Deaf/Hard of Hearing Youth	1,675,568.59		53,679.73	23,633.00	1,705,615.32		1,705,615.32
19M Seattle University	15,220.19		364.00	613.67	14,970.52		14,970.52
19P Child Rescue	118,718.29		464.91		119,183.20		119,183.20
19R Residential Services and Support	88,104.72			(500.00)	88,604.72		88,604.72
19W Wolf-Livestock Conflict	285,274.78			600.00	284,674.78		284,674.78
205 Mobile Home Park Relocation	3,682,751.55		151,347.49	104,969.72	3,729,129.32	31,000.00	3,760,129.32
206 Cost of Supervision	1,153,584.56			72,197.68	1,081,386.88		1,081,386.88
209 Regional Fisheries Enhancement Group	1,876,539.92		53,454.58	52,025.51	1,877,968.99	43.87	1,878,012.86
20A State Flower	3,437.01		2,566.67	2,991.34	3,012.34		3,012.34
20D CPA Scholarship Transfer	125,000.00				125,000.00		125,000.00
20E WA Internet Crimes Against Children	1,468,872.38				1,468,872.38		1,468,872.38
20G Washington Farmers and Ranchers	452.67		336.00	280.00	508.67		508.67
20P Nursing Facility Quality Enhancement	5,199,633.99			(11,794.29)	5,211,428.28		5,211,428.28
20W Washington Tennis	13,777.11		280.00		14,057.11		14,057.11
210 Fire Protection Contractor License	1,088,235.07		18,378.06	91,357.32	1,015,255.81		1,015,255.81
213 Veterans' Emblem	26,588.43		308.00		26,896.43		26,896.43
214 Temporary Worker Housing	320,594.46		436.00	17,797.31	303,233.15		303,233.15
219 Air Operating Permit	3,174,331.48		1.24	103,343.56	3,070,989.16	14.46	3,071,003.62
21A Washington State Wrestling	784.00		473.67	728.00	529.67		529.67
21C Washington Sexual Assault Kit	19,436.57				19,436.57		19,436.57
21F Fred Hutch	611.34		639.33	751.34	499.33		499.33
21G Washington State Aviation	180,496.17		(14,850.99)		165,645.18		165,645.18
21N NE WA Wolf-Livestock Management	948,174.17		2,760.76	181,563.79	769,371.14		769,371.14
21Q Forest Health Revolving	31,711,757.03		90,739.90	(941,657.39)	32,744,154.32	584.89	32,744,739.21

RECEIPTS & DISBURSEMENTS FOR TREASURER'S TRUST FUNDS

	September 1, 2023		September 2023		September 30, 2023		
	Beginning Book Balance		Plus Receipts	Less Disbursements	Ending Book Balance	Outstanding Warrants	Ending Cash Balance
SPECIAL REVENUE FUNDS (Continued)							
21U Veteran's In-State Service Shared Leave Pool	\$ 299,728.43	\$	\$	(9,434.26)	\$ 309,162.69	\$	\$ 309,162.69
21W K-12 Criminal Background Check	470,755.59		184,373.00	266,514.76	388,613.83	95.25	388,709.08
225 Fingerprint Identification	5,528,096.05		1,218,825.05	486,752.15	6,260,168.95	352.98	6,260,521.93
22G Photovoltaic Module Recycling	360.76				360.76		360.76
22H Foster Parent Shared Leave Pool	338,756.16			2,918.00	335,838.16	1,467.60	337,305.76
22K Watershed Restoration Enhancement	762,250.00		24,150.00		786,400.00		786,400.00
22L Public Use General Aviation Airport Loan Revolving	5,496,623.11		23,526.96	(4,987,936.32)	10,508,086.39		10,508,086.39
22N Fish and Wildlife Federal Lands Revolving	(29,760.95)		(96.17)		(29,857.12)		(29,857.12)
22P Natural Resources Federal Lands Revolving	9,110,437.09		26,872.81	(570,631.90)	9,707,941.80		9,707,941.80
22Q Seattle Mariners	3,242.08				3,242.08		3,242.08
23A Student Loan Advocate	665,422.12		(1,108.06)	16,828.45	647,485.61		647,485.61
23C Department of Licensing Tuition Recovery	166,174.31		1,606.89	11,068.33	156,712.87	20,280.10	176,992.97
23D Student Achievement Council Tuition Recovery Trust	352,400.12		91,471.75		443,871.87		443,871.87
23K Smoke Detection Device Awareness	36,533.32				36,533.32		36,533.32
23M County Road Administration Board Emergency Loan	2,590,087.02		7,449.50		2,597,536.52		2,597,536.52
24C San Juan Islands Programs	4,424.01		6,043.34	4,788.01	5,679.34		5,679.34
24D Seattle Storm							
24E Washington State Library-Archives Building	18,696,470.06		288,887.47		18,985,357.53		18,985,357.53
24G Hemp Regulatory	271,615.34		5,782.26	4,235.85	273,161.75		273,161.75
24R Energy Independence Act Special							
24S Seattle NHL Hockey	3,496.50		3,627.75	3,790.50	3,333.75	3,790.50	7,124.25
24T State Firearms Background Check System	2,752,356.09			540,056.37	2,212,299.72		2,212,299.72
259 Coastal Crab	118,867.07		6,800.00	1,118.00	124,549.07		124,549.07
25A Washington Apples	3,077.67		469.00	3,273.67	273.00		273.00
25R Recycled Content	541,322.55		70,842.13	23,799.90	588,364.78		588,364.78
25S Recycling Enhancing							
25V Washington State Attorney General Charitable Asset Protection	684,592.99		70,267.00	43,021.41	711,838.58		711,838.58
26G Energy Facility Site Eval Council	(2,167,216.04)		2,510,817.61	181,025.12	162,576.45	367.44	162,943.89
26J WA State Leadership Board Spec Lic Plate	444,654.41		12,824.12	1,725.90	455,752.63	1,725.90	457,478.53
26S Patches Pal License Plate	1,649.67		1,339.34	1,705.67	1,283.34	1,705.67	2,989.01
274 Adult Family Home	537,903.83			3,907.07	533,996.76		533,996.76
27D Driver Resource Center	4,321,136.54			372,763.81	3,948,372.73	186,747.10	4,135,119.83

RECEIPTS & DISBURSEMENTS FOR TREASURER'S TRUST FUNDS

	September 1, 2023		September 2023		September 30, 2023		
	Beginning Book Balance		Plus Receipts	Less Disbursements	Ending Book Balance	Outstanding Warrants	Ending Cash Balance
SPECIAL REVENUE FUNDS (Continued)							
27N Washington Wine License Plate	\$ 7,028.00	\$	560.00	\$	\$ 7,588.00	\$	\$ 7,588.00
27R Medical for People Living with HIV Rebate Revenue	9,042,547.67		138,133.88	817,458.15	8,363,223.40	14,297.37	8,377,520.77
27S Child Sexual Abuse/Trafficking Prevention
27V WA State Attorney General Humane Detention
281 Impaired Driving Safety	(108,184.69)		112,941.13	4,756.44	4,756.44
283 Juvenile Accountability Incentive	321,679.50		925.20	322,604.70	322,604.70
28C Responsible Battery Management
28L WA State Eastern WA Cultural Land Feature
297 Pipeline Safety	3,895,397.41		109,141.96	202,008.54	3,802,530.83	1,130.63	3,803,661.46
298 Geologists'	362,818.18		28,873.00	28,878.24	362,812.94	4,742.88	367,555.82
300 Financial Services Regulation	45,684,022.28		835,761.17	3,891,532.70	42,628,250.75	14,141.93	42,642,392.68
320 Puget Sound Crab Pot Buoy Tag	29,606.60		12,250.00	1,012.65	40,843.95	40,843.95
328 Crim Justice Training Commis Firing Range Maintenance	213,403.00		213,403.00	213,403.00
416 Surplus and Donated Food Commodities Revolving	1,961,795.59		78,444.08	263,534.57	1,776,705.10	1,776,705.10
424 Anti-Trust Revolving	1,300,363.05		518,074.33	782,288.72	1,257.02	783,545.74
474 School Employees Flexible & Dependent Care Administration	72,283.60		77,080.00	34,602.21	114,761.39	114,761.39
480 Financial Education Public-Private Partnership	131,041.17		131,041.17	131,041.17
485 Horse Racing Owners' Bonus/Breeder Awards	330,716.33		100,251.43	5,563.46	425,404.30	3,164.15	428,568.45
495 Toll Collection	28,453,321.85		18,340,004.24	18,687,269.10	28,106,056.99	115,394.06	28,221,451.05
496 Educator Conditional Scholarship	5,424,875.31		(1,630.26)	62,101.29	5,361,143.76	15,000.00	5,376,143.76
497 Horse Racing Commission Class C Purse Fund	235,181.48		7,138.17	242,319.65	242,319.65
498 Washington State Council of Fire Fighters Benevolent	17,297.74		10,143.02	12,469.38	14,971.38	28.00	14,999.38
499 Law Enforcement Memorial	53,527.48		25,461.38	29,824.76	49,164.10	49,164.10
501 Liquor Revolving	38,890,668.80		(19,498,638.90)	16,194,059.07	3,197,970.83	141,724.62	3,339,695.45
503 Tuition Recovery	4,481,470.27		21,339.12	29,932.83	4,472,876.56	18,035.00	4,490,911.56
515 DNA Data Base	1,178,758.56		17,195.34	105,301.93	1,090,651.97	1,090,651.97
516 Fruit and Vegetable Inspection	6,161,890.12		2,761,944.82	1,214,702.46	7,709,132.48	6,785.92	7,715,918.40
536 Federal Food Service Revolving	2,321,610.89		4,579,797.50	4,458,827.19	2,442,581.20	341,838.45	2,784,419.65
553 Performance Audits of Government	17,701,280.70		2,159,828.21	1,913,626.04	17,947,482.87	1,576.92	17,949,059.79
561 Community Technical College Innovation	5,941,394.29		456,671.47	674,183.23	5,723,882.53	5,723,882.53
687 Rural Rehabilitation	40,898.34		117.63	41,015.97	41,015.97

RECEIPTS & DISBURSEMENTS FOR TREASURER'S TRUST FUNDS

		September 1, 2023	September 2023			September 30, 2023		
		Beginning Book Balance	Plus Receipts	Less Disbursements	Ending Book Balance	Outstanding Warrants	Ending Cash Balance	
SPECIAL REVENUE FUNDS (Continued)								
688	Federal Local Rail Service Assistance	\$ 84,807.18	\$ 206.69	\$	\$ 85,013.87	\$	\$ 85,013.87	
731	Child Care Facility Revolving	76,818.00	220.94	77,038.94	77,038.94	
732	Nursing Home Civil Penalties	2,394,080.98	(26,520.79)	2,420,601.77	2,420,601.77	
746	Hanford Area Economic Investment	68,357.34	1,911.15	70,268.49	70,268.49	
749	Governor's Interagency Committee of State Employed Women	172,255.21	298.06	171,957.15	171,957.15	
761	Basic Health Plan Subscription	250,744.09	250,744.09	250,744.09	
763	Center for the Improvement of Student Learning	35,600.68	35,600.68	35,600.68	
773	Commission on Higher Ed Prof Student Ex Program	51,200.00	51,200.00	51,200.00	
774	University of Washington License Plate	74,760.21	25,909.41	23.33	100,646.29	100,646.29	
776	Washington State University License Plate	124,652.90	60,876.80	124,680.90	60,848.80	28.00	60,876.80	
778	Western Washington University License Plate	9,156.02	1,533.00	10,689.02	10,689.02	
779	Eastern Washington University License Plate	136,114.22	5,229.01	28.00	141,315.23	28.00	141,343.23	
780	School Zone Safety Account	1,351,805.61	9,727.34	5,968.95	1,355,564.00	1,355,564.00	
783	Central Washington University License Plate	5,273.35	1,796.67	7,070.02	7,070.02	
784	Miscellaneous Transportation Programs	(29,193,908.95)	23,573,985.35	24,586,969.74	(30,206,893.34)	603,135.48	(29,603,757.86)	
786	The Evergreen State College License Plate	33,876.07	751.33	34,627.40	34,627.40	
789	Advanced Environmental Mitigation Revolving	1,254,680.42	13,380.68	1,268,061.10	1,268,061.10	
816	Stadium and Exhibition Center	8,781,594.24	3,250,472.15	8,117,136.02	3,914,930.37	3,914,930.37	
821	Impaired Physician	738,633.63	165,875.00	392,011.84	512,496.79	100.00	512,596.79	
823	Livestock Nutrient Management	31,233.76	400.00	31,633.76	31,633.76	
833	Developmental Disabilities Endowment Trust	7,033,786.66	(404,684.34)	277,333.26	6,351,769.06	57,147.29	6,408,916.35	
834	Capitol Furnishings Preservation Committee	43,924.73	43,924.73	43,924.73	
878	Federal Forest Revolving	6,769.84	19.47	6,789.31	6,789.31	
880	Advance Right-of-Way Revolving	51,806,884.31	673,505.96	843.09	52,479,547.18	52,479,547.18	
884	Gambling Revolving	19,513,612.42	817,685.78	1,289,850.49	19,041,447.71	23,802.08	19,065,249.79	
885	Plumbing Certificate	1,445,083.63	129,109.86	151,371.26	1,422,822.23	486.06	1,423,308.29	
892	Pressure Systems Safety	1,033,735.56	209,705.11	152,029.07	1,091,411.60	530.56	1,091,942.16	
TOTAL SPECIAL REVENUE FUNDS		\$ 471,736,601.01	\$ 64,643,391.24	\$ 101,963,179.88	\$ 434,416,812.37	\$ 5,197,170.49	\$ 439,613,982.86	
CAPITAL PROJECTS FUNDS								
366	Watershed Restoration Enhancement Bond	\$ 4,109,408.67	\$	\$ 4,130,804.80	\$ (21,396.13)	\$	\$ (21,396.13)	
377	Watershed Restoration Enhancement Taxable Bond	

RECEIPTS & DISBURSEMENTS FOR TREASURER'S TRUST FUNDS

	September 1, 2023	September 2023		September 30, 2023		
	Beginning Book Balance	Plus Receipts	Less Disbursements	Ending Book Balance	Outstanding Warrants	Ending Cash Balance
TOTAL CAPITAL PROJECTS FUNDS	\$ 4,109,408.67	\$	\$ 4,130,804.80	\$ (21,396.13)	\$	\$ (21,396.13)
PERMANENT FUNDS						
842 American Indian Scholarship Endowment	\$ 299,328.83	\$ 867.16	\$ 2,134.00	\$ 298,061.99	\$	\$ 298,061.99
852 Foster Care Scholarship Endowment	3,989.31	11.47	4,000.78	4,000.78
TOTAL PERMANENT FUNDS	\$ 303,318.14	\$ 878.63	\$ 2,134.00	\$ 302,062.77	\$	\$ 302,062.77
ENTERPRISE FUNDS						
22E Family and Medical Leave Enforcement	\$ 429,723.16	\$ 236.88	\$	\$ 429,960.04	\$	\$ 429,960.04
22F Family and Medical Leave Insurance	399,043,747.15	4,947,345.50	125,675,104.73	278,315,987.92	1,119,315.04	279,435,302.96
413 Municipal Revolving	4,076,887.61	3,594,106.12	3,418,698.91	4,252,294.82	1,820.37	4,254,115.19
438 Uniform Dental Plan Benefits Administration	1,134,166.93	565,300.00	1,823,458.56	(123,991.63)	(123,991.63)
439 Uniform Medical Plan Benefits Administration	6,054,828.52	5,863,250.00	10,021,666.13	1,896,412.39	1,896,412.39
442 Legislative Gift Center	231,062.26	21,518.81	22,333.47	230,247.60	2,580.55	232,828.15
445 Self-Insured Empl'r Overpymt Reimb	1,225,081.42	35,891.42	22,423.00	1,238,549.84	61,617.66	1,300,167.50
446 Industrial Insurance Rainy Day Fund
449 Certificates of Participation and Other Financing - Local	435,035.00	61,020.93	90,501.39	405,554.54	405,554.54
456 Separately Managed State Treasurer's Service	200,901.27	18,593.59	15,940.19	203,554.67	203,554.67
470 Imaging	189,028.60	35,425.75	31,284.95	193,169.40	193,169.40
473 School Employees Insurance Reserve	59,804,837.87	9,019,008.05	68,823,845.92	68,823,845.92
475 School Employees Dental Benefits Administration	455,915.44	451,333.00	904,449.37	2,799.07	2,799.07
477 Lottery Investment	(10,047.10)	(10,047.10)	(10,047.10)
493 School Employees' Insurance	(720,833.53)	148,020,863.73	162,566,927.61	(15,266,897.41)	320,696.21	(14,946,201.20)
494 School Employees' Benefits Board Administration	1,186,557.68	1,929,250.00	3,565,837.76	(450,030.08)	(450,030.08)
543 Judicial Information Systems	11,689,380.32	1,115,811.12	2,925,416.30	9,879,775.14	83,682.22	9,963,457.36
544 Pollution Liability Insurance Program Trust	43,153,772.33	2,334,404.29	637,789.75	44,850,386.87	44,850,386.87
545 Heating Oil Pollution Liability Trust	1,992,117.27	101,561.90	89,770.48	2,003,908.69	255.00	2,004,163.69
567 Long-Term Services and Supports Trust	8,297,278.83	57,042.12	3,175,648.88	5,178,672.07	2,125.00	5,180,797.07
721 Public Employees' and Retirees' Insurance	63,129,113.88	277,859,603.35	229,103,085.48	111,885,631.75	4,450,844.43	116,336,476.18
730 Public Employees' and Retirees' Insurance Reserve	142,484,883.79	(1,235,191.23)	141,249,692.56	141,249,692.56
788 Advanced College Tuition Payment Program	4,195,265.13	16,231,436.87	14,057,270.99	6,369,431.01	2,740,096.34	9,109,527.35
TOTAL ENTERPRISE FUNDS	\$ 748,678,703.83	\$ 471,027,812.20	\$ 558,147,607.95	\$ 661,558,908.08	\$ 8,783,032.82	\$ 670,341,940.90

RECEIPTS & DISBURSEMENTS FOR TREASURER'S TRUST FUNDS

	September 1, 2023		September 2023		September 30, 2023		
	Beginning Book Balance		Plus Receipts	Less Disbursements	Ending Book Balance	Outstanding Warrants	Ending Cash Balance
INTERNAL SERVICE FUNDS							
411 Natural Resources Equipment	\$ 16,050,822.46		\$ 7,296.18	\$ 135,159.38	\$ 15,922,959.26	\$ 107,973.37	\$ 16,030,932.63
421 Education Technology Revolving Fund	18,708,323.36		1,024,651.88	853,244.58	18,879,730.66	308,627.52	19,188,358.18
422 General Administration Services	45,619,152.99		21,432,724.35	22,155,263.83	44,896,613.51	614,873.83	45,511,487.34
436 OFM Labor Relations Service	2,399,184.82		5,416.66	561,430.29	1,843,171.19	2,839.00	1,846,010.19
444 Fish & Wildlife Equipment	215,690.46		78,563.17	86,597.38	207,656.25	31,755.00	239,411.25
453 Minority and Women's Business Enterprises	2,805,294.60		129,752.65	367,666.26	2,567,380.99	148.78	2,567,529.77
458 Consolidated Technology Services Revolving	6,553,906.73		15,146,658.16	14,448,154.64	7,252,410.25	337,847.19	7,590,257.44
461 Shared Information Technology System Revolving
466 Statewide Info Tech System Development Revolving	27,602,097.32		11,771,767.09	1,221,691.72	38,152,172.69	162.12	38,152,334.81
471 State Patrol Nonappropriated Airplane Revolving	194,273.32		66,412.78	127,860.54	127,860.54
472 Statewide Info Tech System Maintenance & Operations Revolving	22,906,341.71		8,857,752.49	3,037,850.56	28,726,243.64	80,055.74	28,806,299.38
546 Risk Management	(5,488,990.83)		4,551,476.83	2,264,166.13	(3,201,680.13)	(3,201,680.13)
547 Liability	(176,883,796.14)		17,195,326.80	32,159,113.59	(191,847,582.93)	3,255,489.89	(188,592,093.04)
739 Certificates of Participation and Other Financing - State	606,141.44		1,264,243.94	1,275,634.91	594,750.47	594,750.47
TOTAL INTERNAL SERVICE FUNDS	\$ (38,711,557.76)		\$ 81,465,630.20	\$ 78,632,386.05	\$ (35,878,313.61)	\$ 4,739,772.44	\$ (31,138,541.17)
PRIVATE PURPOSE FUNDS							
196 Unclaimed Personal Property	\$ 1,203,299.60		\$ 6,877,824.60	\$ 696,914.31	\$ 7,384,209.89	\$ 7,227,080.31	\$ 14,611,290.20
463 WA College Savings Program	(465,221.43)		53,124.87	56,986.39	(469,082.95)	472.37	(468,610.58)
738 Department of Social and Health Services Trust	53,654.52		53,654.52	53,654.52
799 WA Achieving a Better Life Experience Program	111,837.69		321.69	112,159.38	112,159.38
TOTAL PRIVATE PURPOSE FUNDS	\$ 903,570.38		\$ 6,931,271.16	\$ 753,900.70	\$ 7,080,940.84	\$ 7,227,552.68	\$ 14,308,493.52
PENSION TRUST FUNDS							
838 LEOFF Retirement System Benefits Improvement	\$		\$	\$	\$	\$	\$
TOTAL PENSION TRUST FUNDS	\$		\$	\$	\$	\$	\$
CUSTODIAL FUNDS							
165 Salary Reduction	\$ 1,233,288.84		\$ 3,421,234.47	\$ 2,138,847.26	\$ 2,515,676.05	\$	\$ 2,515,676.05
16C Real Estate/Property Tax Admin Assistance	49,592.51		42,482.49	49,592.51	42,482.49	42,482.49
17A County 911 Excise Tax	7,217,139.25		115,620.25	7,101,519.00	7,101,519.00
525 Washington State Combined Fund Drive	632,467.79		320,119.67	41,265.79	911,321.67	54,894.49	966,216.16

RECEIPTS & DISBURSEMENTS FOR TREASURER'S TRUST FUNDS

	September 1, 2023	September 2023		September 30, 2023		
	Beginning Book Balance	Plus Receipts	Less Disbursements	Ending Book Balance	Outstanding Warrants	Ending Cash Balance
CUSTODIAL FUNDS (Continued)						
660 Natural Resources Deposit	\$ 48,893,710.28	\$ 34,454,747.40	\$ 23,088,491.53	\$ 60,259,966.15	\$ 196,424.17	\$ 60,456,390.32
734 Centennial Document Preservation and Modernization	356,439.37	190,249.00	546,688.37	546,688.37
737 High Occupancy Vehicle
757 Maritime Historic Restoration and Preservation	3,581.80	161.41	3,743.21	3,743.21
797 Local Tourism Promotion	2,378,934.39	35,929.39	2,343,005.00	2,343,005.00
802 School Employees Salary Reduction	(3,921,888.14)	1,803,501.97	1,057,703.51	(3,176,089.68)	141.67	(3,175,948.01)
847 Separately Managed State Agency Investment
TOTAL CUSTODIAL FUNDS	\$ 56,843,266.09	\$ 40,232,496.41	\$ 26,527,450.24	\$ 70,548,312.26	\$ 251,460.33	\$ 70,799,772.59
TOTAL TREASURER'S TRUST FUNDS	\$ 1,914,445,007.63	\$ 313,718,704.66	\$ 898,976,096.11	\$ 1,329,187,616.18	\$ 29,989,153.61	\$ 1,359,176,769.79

INVESTMENT STATEMENT

Fund / Account	September 1, 2023	Purchased	Maturities & Sales	Amortization	September 30, 2023
Treasury & Treasurer's Trust					
Investments (trade date basis)	\$ 18,558,305,288.71	\$ 4,150,198,658.93	\$ 5,248,893,152.49	\$ 13,613,723.32	\$ 17,473,224,518.47
Reverse Repurchase Agreements
Purchased Accrued Interest	4,985,189.35	2,734,354.86	1,155,625.80	6,563,918.41
Total Treasury & Treasurer's Trust	\$ 18,563,290,478.06	\$ 4,152,933,013.79	\$ 5,250,048,778.29	\$ 13,613,723.32	\$ 17,479,788,436.88
Local Government Investment Pool					
Investments (trade date basis)	\$ 23,242,880,332.94	\$ 102,064,210,372.93	\$ 103,330,700,000.00	\$ 29,953,367.33	\$ 22,006,344,073.20
Reverse Repurchase Agreements
Purchased Accrued Interest	1,788,959.66	1,788,959.66
Total Local Government Investment Pool	\$ 23,244,669,292.60	\$ 102,064,210,372.93	\$ 103,330,700,000.00	\$ 29,953,367.33	\$ 22,008,133,032.86
Separately Managed Accounts					
Investments (trade date basis)	\$ 1,017,682,395.35	\$ 106,782,219.09	\$ 64,622,809.11	\$ 389,416.84	\$ 1,060,231,222.17
Purchased Accrued Interest	211,575.66	142,013.89	25,332.10	328,257.45
Total Separately Managed Accounts	\$ 1,017,893,971.01	\$ 106,924,232.98	\$ 64,648,141.21	\$ 389,416.84	\$ 1,060,559,479.62
Total All Accounts	\$ 42,825,853,741.67	\$ 106,324,067,619.70	\$ 108,645,396,919.50	\$ 43,956,507.49	\$ 40,548,480,949.36

INVESTMENT INTEREST INCOME & CAPITAL GAINS

Fund / Account	September 2023	September 2022	Fiscal Year 2024	Fiscal Year 2023
Treasury & Treasurer's Trust				
Cash	\$ 33,312,710.08	\$ 21,683,490.66	\$ 114,719,236.61	\$ 52,644,740.95
Custody Bank Fees	(14,567.20)	(10,838.58)	(43,579.59)	(32,535.72)
Other Bank Fees	(3,399.65)	(2,758.46)	(8,517.88)	(5,154.64)
Amortization	13,613,723.32	4,239,899.07	47,614,238.93	9,547,733.42
Accrued Interest	5,804,872.03	(1,437,392.62)	7,642,872.86	6,661,491.43
Gains and Losses	78,902.77	78,902.77
Total Treasury & Treasurer's Trust	<u>\$ 52,713,338.58</u>	<u>\$ 24,551,302.84</u>	<u>\$ 169,924,250.93</u>	<u>\$ 68,895,178.21</u>
Local Government Investment Pool				
Cash	\$ 58,256,080.50	\$ 25,441,444.27	\$ 177,712,439.78	\$ 60,621,008.25
Amortization	29,953,367.33	19,286,533.24	114,704,939.12	50,584,193.37
Accrued Interest	9,014,605.61	1,221,755.34	5,028,396.96	11,382,782.57
Gains and Losses	772.20	46,050.26	8,046.26	222,768.33
Total Local Government Investment Pool	<u>\$ 97,224,825.64</u>	<u>\$ 45,995,783.11</u>	<u>\$ 297,453,822.12</u>	<u>\$ 122,810,752.52</u>
Separately Managed Accounts				
Cash	\$ 1,754,460.07	\$ 1,611,077.34	\$ 4,993,909.72	\$ 3,301,344.95
Amortization	389,416.84	(39,812.18)	1,055,510.68	(143,208.58)
Accrued Interest	20,913.93	(421,303.05)	94,167.95	72,866.03
Gains and Losses	21,344.50	21,344.50
Total Separately Managed Accounts	<u>\$ 2,164,790.84</u>	<u>\$ 1,171,306.61</u>	<u>\$ 6,143,588.35</u>	<u>\$ 3,252,346.90</u>
Total All Accounts	<u>\$ 152,102,955.06</u>	<u>\$ 71,718,392.56</u>	<u>\$ 473,521,661.40</u>	<u>\$ 194,958,277.63</u>

**MIKE PELLICCIOTTI
STATE TREASURER
PO BOX 40200
OLYMPIA WA 98504-0200**

