



Washington State Treasurer's Monthly Report

November 2023



MIKE PELLICCIOTTI
State Treasurer

In accordance with the Americans with Disabilities Act, this publication will be made available in alternate formats upon request to the Office of the State Treasurer, Legislative Building, 2nd Floor, Olympia, Washington 98504-0200, telephone (360) 902-9000, fax (360) 902-9037 or TTY Users Call: 7-1-1. Web Site: <http://tre.wa.gov>.

Cover photo taken by Treasurer's Office staff.

TABLE OF CONTENTS

	<i>Page</i>
State Treasurer's Letter	1
General Fund	2
Treasury, Treasurer's Trust and Local Government Investment Pool Flow Chart.....	3
Treasury & Treasurer's Trust, Treasury and Treasurer's Trust Charts	4
General Fund and Local Government Investment Pool Charts	5
Receipts and Disbursements for Treasury Funds.....	6
Receipts and Disbursements for Treasurer's Trust Funds	20
Investment Statement	31
Investment Interest Income and Capital Gains.....	32



Mike Pellicciotti
State Treasurer

State of Washington
Office of the Treasurer
Legislative Building
P.O. Box 40200
Olympia, Washington 98504

(360) 902-9000 TTY 7-1-1
FAX (360) 902-9037
<http://tre.wa.gov>



Fellow Washingtonians,

I am pleased to report on the operations of the Office of the State Treasurer for the month of November 2023. At the close of the month, the total of the treasury & treasurer's trust book balances was \$19.3 billion with investment earnings distributed for the month of \$58.2 million.

Sincerely,

A handwritten signature in blue ink that reads "Mike Pellicciotti". The signature is fluid and cursive, written over a light blue horizontal line.

Mike Pellicciotti
Washington State Treasurer

GENERAL FUND

CURRENT MONTH AND FISCAL YEAR TO DATE COMPARISON

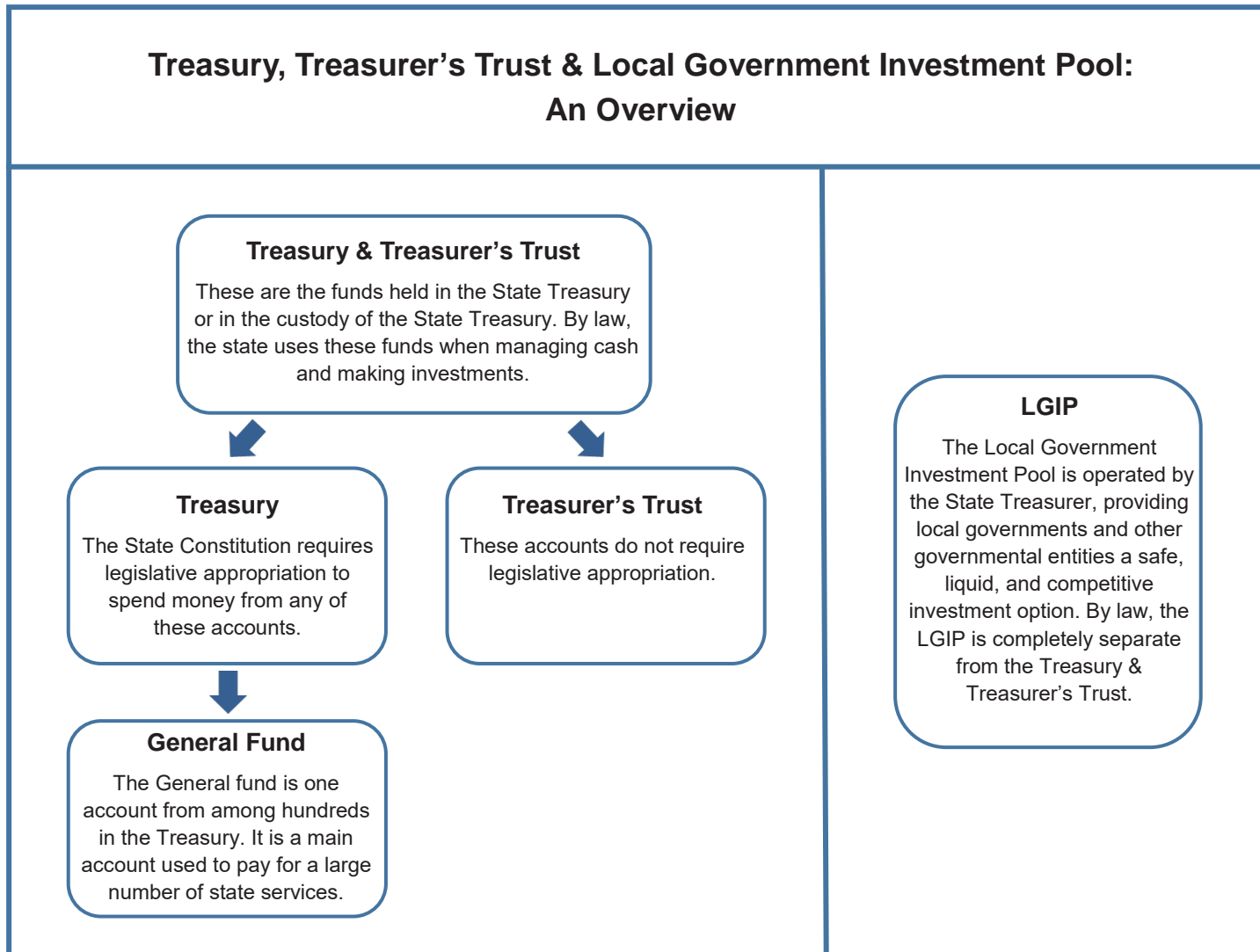
(In Millions)

	Month of November		Fiscal Year to Date	
	2023	2022	2024	2023
Beginning Book Balance	\$ 926.334	208.030	4,445.348	4,503.455
Cash Revenue	\$ 5,120.832	4,250.567	19,387.075	19,723.477
Other Cash Receipts	(207.530)	262.151	2,994.863	3,425.692
Total Cash Receipts	4,913.302	4,512.718	22,381.938	23,149.169
Total Cash Disbursements	3,154.284	1,678.484	24,141.934	24,610.360
Ending Book Balance	\$ 2,685.352	3,042.264	2,685.352	3,042.264
Cash Revenue				
Bond Retirement & Interest	\$ 0.000	\$ 0.000	\$ (0.118)	\$ (0.223)
Secretary of State	4.699	3.731	21.515	19.329
Department of Revenue:				
Retail Sales Tax	1,282.376	1,257.650	6,340.169	6,358.530
Business & Occupation Tax	569.252	548.822	2,655.965	2,635.561
Compensating Tax	75.799	81.274	417.736	422.311
Cigarette Tax	21.226	23.201	93.127	126.817
Public Utility Tax	36.979	36.894	192.369	200.088
Various Other Revenue	88.192	76.945	370.869	486.055
Insurance Commission	5.968	4.279	206.892	196.631
Liquor and Cannabis Board	1.980	3.110	37.287	54.455
Department of Licensing:				
Excise Tax - Other	0.012	0.011	0.071	0.067
Various Other Revenue	0.128	0.481	5.653	6.541
Department of Social & Health Services	3.534	3.579	20.674	20.094
Universities & Colleges	0.033	0.002	0.035	0.625
Treasurer's Transfers	63.667	(75.647)	(130.679)	(157.802)
Counties:				
Property Tax	1,644.785	1,506.989	1,780.070	1,651.236
Real Estate Excise Tax	75.874	88.938	489.445	710.161
Various Other Revenue	4.894	3.842	18.325	15.456
Federal Grants-In-Aid (All Agencies)	1,300.052	814.976	6,497.202	6,639.129
Revenues Distributed to Local Governments	(0.355)	(1.782)	(1.780)	(3.116)
Other Agencies' Cash Revenue	(58.263)	(126.728)	372.248	341.532
Total Cash Revenue	\$ 5,120.832	\$ 4,250.567	\$ 19,387.075	\$ 19,723.477

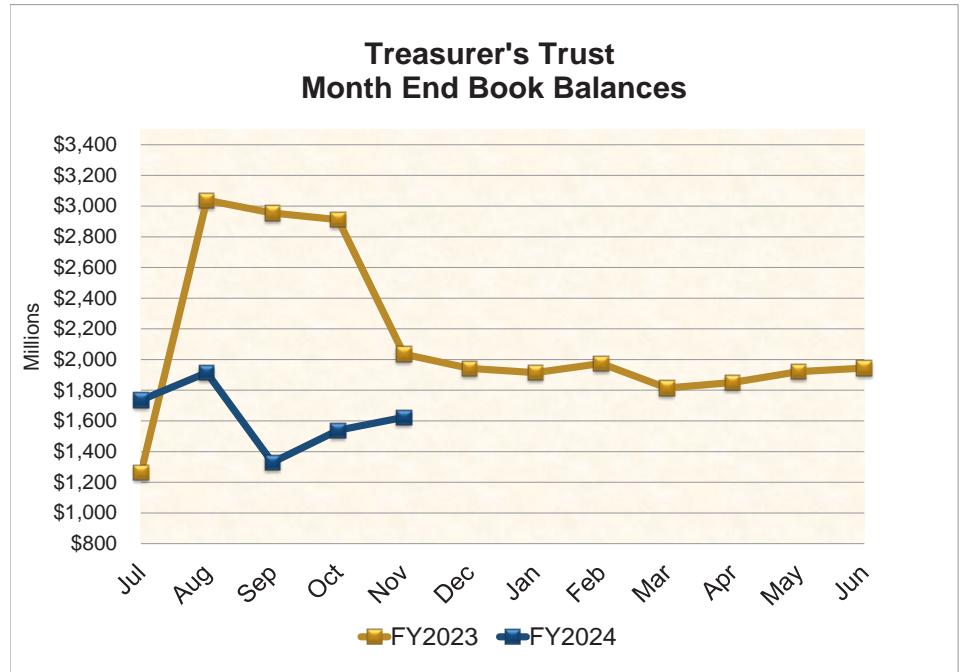
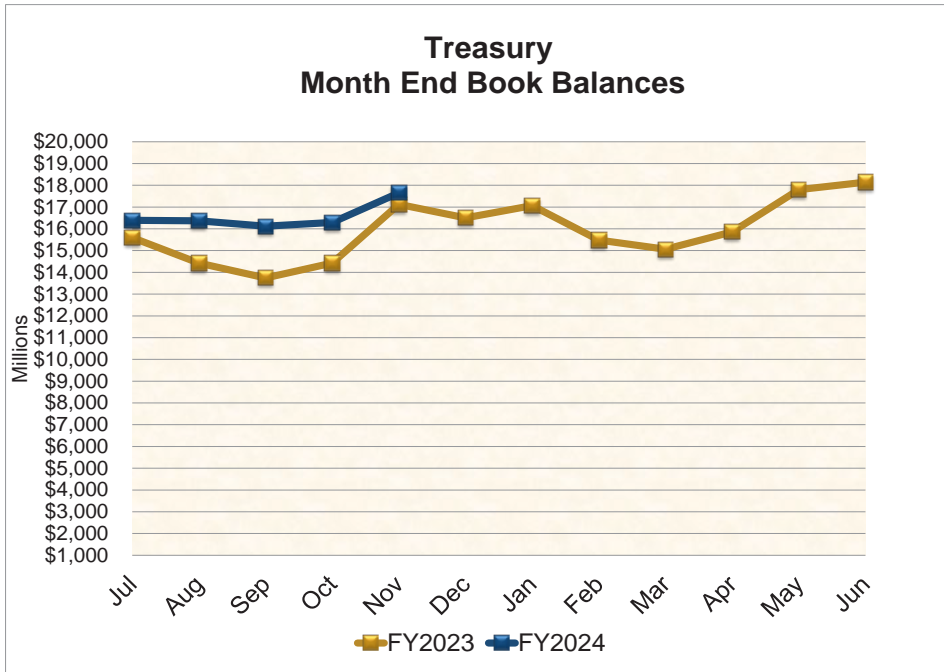
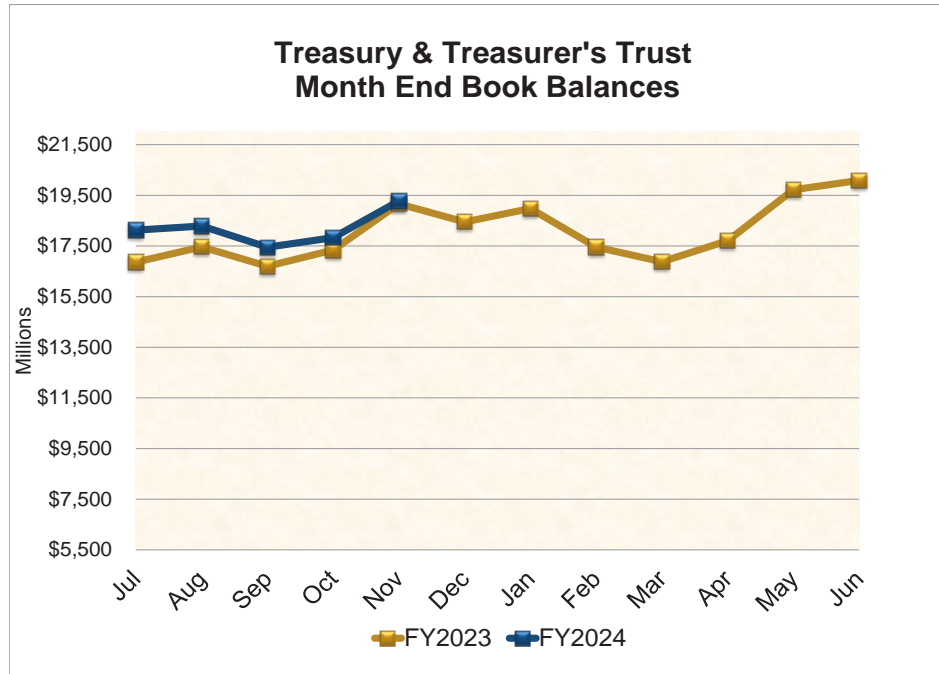
Source: Agency Financial Reporting System (AFRS)

TREASURY, TREASURER'S TRUST & LGIP FLOWCHART

The State Treasurer is in charge with the cash management of public funds, which includes two categories of state funds and accounts: (1) funds and accounts located in the state treasury, which are subject to legislative appropriation; and (2) Treasurer's trust funds, which are accounts placed in the custody of the State Treasurer and not typically subject to legislative appropriation. Funds within these accounts are commingled for investment and cash management purposes. This flow chart describes the structure of the Treasury and Treasurer's Trust accounts. Month end balances of these accounts are shown on pages 4 and 5.

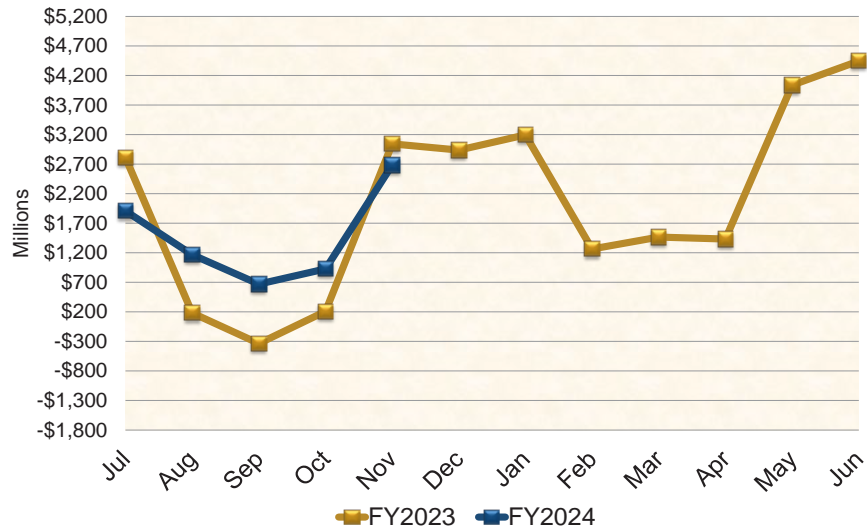


TREASURY & TREASURER'S TRUST CHARTS

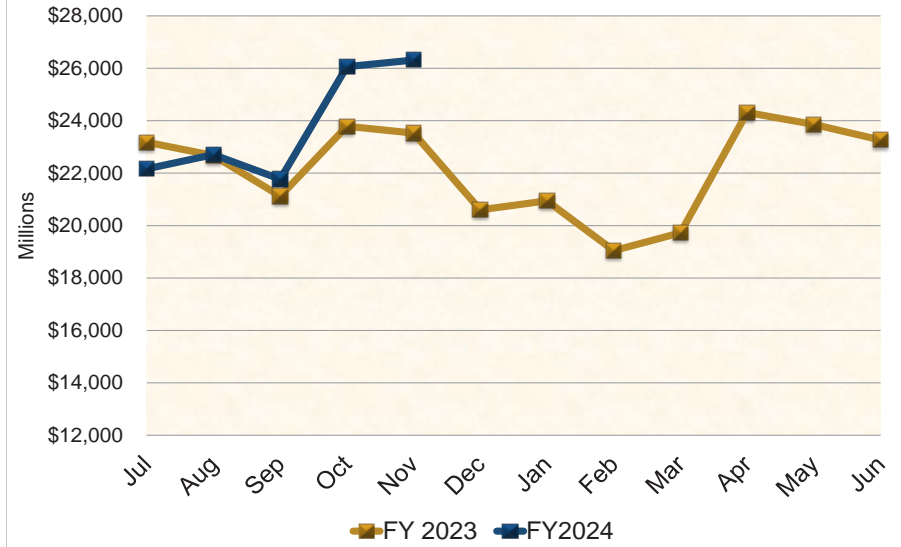


GENERAL FUND & LOCAL GOVERNMENT INVESTMENT POOL CHARTS

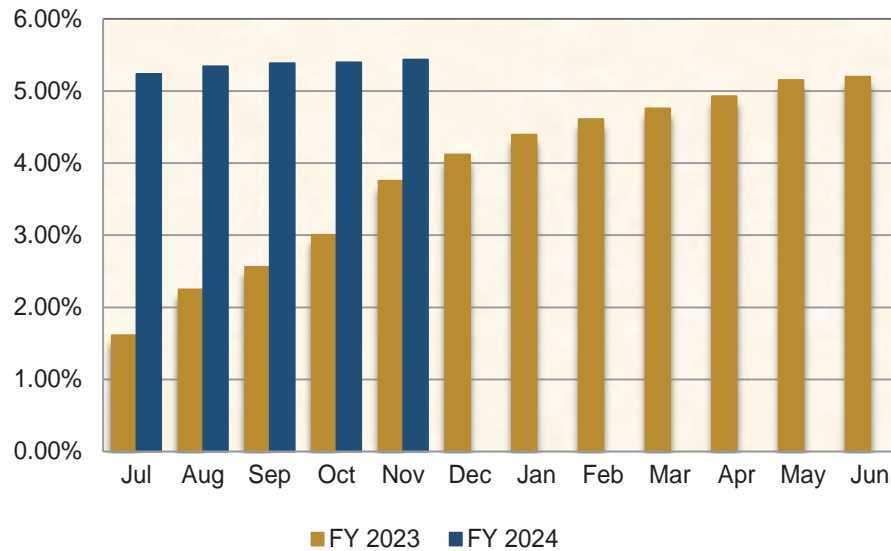
General Fund Month End Book Balances



Local Government Investment Pool Month End Book Balances



LGIP Net Yield (365 day basis)



RECEIPTS & DISBURSEMENTS FOR TREASURY FUNDS

		November 1, 2023	November 2023		November 30, 2023		
		Beginning Book Balance	Plus Receipts	Less Disbursements	Ending Book Balance	Outstanding Warrants	Ending Cash Balance
GENERAL FUND							
001	General	\$ 926,334,450.73	\$ 4,913,301,557.86	\$ 3,154,283,814.22	\$ 2,685,352,194.37	\$ 64,556,832.87	\$ 2,749,909,027.24
018	Millersylvania Park Current	210.50	210.50	210.50
01E	Geothermal	101,167.70	101,167.70	101,167.70
01N	Institutional Impact	19,144.72	19,144.72	19,144.72
02P	Flood Control Assistance	4,156,296.89	(1,094.57)	91,811.03	4,063,391.29	4,063,391.29
031	State Investment Board Expense	7,445,492.46	2,803,148.61	2,437,211.30	7,811,429.77	1,006.77	7,812,436.54
032	State Emergency Water Projects Revolving	221,616.92	221,616.92	221,616.92
03A	Excess Earnings
03L	County Criminal Justice Assistance	3,529,254.07	53,988.54	142,735.21	3,440,507.40	562.27	3,441,069.67
03M	Municipal Criminal Justice Assistance	652,031.80	19,269.47	50,616.15	620,685.12	280.20	620,965.32
051	State and Local Improvements Revolving	26,744.33	26,744.33	26,744.33
055	State & Local Improve Revolving (Waste Disp Facilities, 1980)	2,639.01	2,639.01	2,639.01
05C	Criminal Justice Treatment	5,924,791.07	678,921.21	769,199.79	5,834,512.49	5,834,512.49
05M	Tourism Development and Promotion
070	Outdoor Recreation	(291,502.21)	904,776.71	888,797.62	(275,523.12)	(275,523.12)
072	State & Local Improve Revolving (Water Supply Facilities)	832,397.90	4,212.76	836,610.66	836,610.66
09C	Farm and Forest	(567,268.25)	682,327.37	117,720.46	(2,661.34)	(2,661.34)
09G	Riparian Protection
09R	Economic Development Strategic Reserve	7,997,959.72	1,707,679.12	88,783.41	9,616,855.43	47.34	9,616,902.77
10K	Veterans Innovation Program	14,382.82	14,382.82	14,382.82
10P	Columbia River Basin Water Supply Development	3,781,938.98	11,135.88	30,305.60	3,762,769.26	3,762,769.26
10T	Hood Canal Aquatic Rehabilitation Bond
11N	Heritage Barn Preservation
125	Site Closure	39,334,660.74	117,970.75	3,546.14	39,449,085.35	39,449,085.35
12J	Boating Activities
12K	Puget Sound Scientific Research
12R	Independent Youth Housing
14B	Budget Stabilization	657,947,125.53	1,927,988.37	659,875,113.90	659,875,113.90
14C	Puget Sound Recovery
14H	Community Preservation & Development Authority	3,253,389.50	136,850.47	3,116,539.03	360,965.69	3,477,504.72
15J	Building Communities
15K	Columbia River Water Delivery	16,173.66	16,173.66	16,173.66
15R	Evergreen Job Training

RECEIPTS & DISBURSEMENTS FOR TREASURY FUNDS

		November 1, 2023	November 2023		November 30, 2023		
		Beginning Book Balance	Plus Receipts	Less Disbursements	Ending Book Balance	Outstanding Warrants	Ending Cash Balance
GENERAL FUND (Continued)							
16V	Water Rights Processing	\$ 86,687.33	\$ 200.00	\$	\$ 86,887.33	\$	\$ 86,887.33
177	Judicial Retirement Administrative
17C	Opportunity Express Account	62,171.42	62,171.42	62,171.42
17E	State Efficiency and Restructuring
17F	Washington Opportunity Pathways	80,470,818.38	34,106,667.91	8,056,879.32	106,520,606.97	106,520,606.97
17K	Basic Health Plan Stabilization
18H	Opportunity Expansion	326.64	326.64	326.64
19K	Yakima Integrated Plan Implementation
19L	Charter Schools Oversight	1,083,283.92	105,006.73	147,240.01	1,041,050.64	12,129.59	1,053,180.23
19N	Diesel Idle Reduction
20C	Yakima Integrated Plan Implementation Taxable Bond
20F	Invest in Washington	92,828.03	92,828.03	92,828.03
21B	Chehalis Basin
21D	Dairy Nutrient Infrastructure
21P	Sexual Assault Prevention and Response
21R	DCYF Contracted Services Performance Improvement
22C	Early Learning Facilities Revolving	(1,453,760.61)	1,742,156.96	288,557.35	(161.00)	(161.00)
22D	Early Learning Facilities Development	(1,160,221.52)	1,633,096.34	1,617,154.16	(1,144,279.34)	(1,144,279.34)
22T	Statewide Tourism Marketing	7,579,718.34	311,675.51	14,561.33	7,876,832.52	7,876,832.52
23H	Defense Community Compatibility
23J	Statewide Broadband	30,695,852.28	89,887.25	15,940.43	30,769,799.10	30,769,799.10
244	Habitat Conservation	(20,966.44)	1,793,217.74	2,405,271.66	(633,020.36)	(633,020.36)
24H	Career Connected Learning
24M	Climate Resiliency
24U	Sustainable Farms and Fields
253	Education Construction	23,160.61	67.87	23,228.48	23,228.48
25C	Elementary & Secondary School Emergency Relief III	(124,808.70)	60,864,416.84	61,130,843.80	(391,235.66)	569,588.91	178,353.25
25D	Manufacturing and Warehousing Job Centers	3,240,216.95	3,240,216.95	3,240,216.95
25F	Forest Resiliency	1,516,289.47	98,648.83	1,417,640.64	93,688.01	1,511,328.65
25G	Manufacturing Cluster Acceleration	2,798,000.00	2,798,000.00	2,798,000.00
25H	Fair Start for Kids
25P	Wildfire Response, Forest Restoration, and Community Resilience	45,905,549.81	2,170,836.87	43,734,712.94	89,697.93	43,824,410.87

RECEIPTS & DISBURSEMENTS FOR TREASURY FUNDS

		November 1, 2023	November 2023		November 30, 2023		
		Beginning Book Balance	Plus Receipts	Less Disbursements	Ending Book Balance	Outstanding Warrants	Ending Cash Balance
GENERAL FUND (Continued)							
26H	Washington State Leadership Board	\$ 561,413.64	\$	\$ 59,618.84	\$ 501,794.80	\$ 1,835.83	\$ 503,630.63
26K	School Seismic Safety Grant Program
26R	Clean Energy Transition Workforce
26T	Washington Student Loan	94,713,936.42	277,541.19	94,991,477.61	94,991,477.61
26U	Apple Health and Homes	94,876,803.68	118,938.16	94,757,865.52	25,000.00	94,782,865.52
26V	Capital Community Assistance	381,377,918.12	45,287,144.42	336,090,773.70	405.00	336,091,178.70
27A	Energy Efficiency Revolving Loan Capital	(10,576.42)	(9,135.75)	(1,440.67)	(1,440.67)
27B	Electric Vehicle Incentive	119,359,016.36	96,223.19	119,262,793.17	119,262,793.17
27C	Community Reinvestment	199,860,695.38	72,127.77	199,788,567.61	199,788,567.61
27F	State Lands Dev Authority Capital
27G	State Lands Dev Authority Operating
27K	Digital Equity
28E	Emergency Drought Response	2,977,568.42	8,567.02	2,969,001.40	2,969,001.40
28K	State Crime Victim & Witness Assistantance	1,000,000.00	1,000,000.00	1,000,000.00
291	Education Savings
355	State Taxable Building Construction	72,466,274.60	(1,744,445.36)	4,322,081.16	66,399,748.08	66,399,748.08
359	School Constr & Skill Ctrs Bldg	37,601.47	37,601.47	37,601.47
489	Pension Funding Stabilization	14,416,752.89	42,846.78	14,459,599.67	14,459,599.67
548	LEOFF System Plan 2 Expense	167,665.15	150,693.18	164,484.10	153,874.23	532.85	154,407.08
706	Coronavirus State Fiscal Recovery Fund	961,758,890.06	(534,031.24)	24,178,404.15	937,046,454.67	490,408.89	937,536,863.56
707	Washington Rescue Plan Transition	2,100,000,000.00	2,100,000,000.00	2,100,000,000.00
828	Tobacco Prevention and Control	780,238.78	2,312.03	15,611.00	766,939.81	766,939.81
830	Agricultural College Trust Management	2,491,439.18	4,319.92	155,192.23	2,340,566.87	289.47	2,340,856.34
TOTAL GENERAL FUND		\$ 5,878,363,882.23	\$ 5,021,057,511.73	\$ 3,309,456,581.45	\$ 7,589,964,812.51	\$ 66,203,271.62	\$ 7,656,168,084.13
SPECIAL REVENUE FUNDS							
002	Hospital Data Collection	\$ 237,663.41	\$ 94,312.01	\$ 870.92	\$ 331,104.50	\$	\$ 331,104.50
003	Architects' License	1,208,807.71	47,964.70	33,848.01	1,222,924.40	65.89	1,222,990.29
007	Winter Recreational Program	3,122,394.31	115,486.14	28,211.29	3,209,669.16	3,209,669.16
014	Forest Development	18,280,846.59	8,995.79	(7,349.62)	18,297,192.00	4,149.78	18,301,341.78
01B	ORV & Non-Highway Vehicle Account	1,178,116.83	291,676.78	229,655.14	1,240,138.47	1,473.31	1,241,611.78
01M	Snowmobile	3,224,729.70	201,420.37	40,088.28	3,386,061.79	52.41	3,386,114.20
024	Professional Engineers'	1,729,636.48	153,910.92	114,509.94	1,769,037.46	452.00	1,769,489.46
025	Pilotage	208,319.08	236,484.01	107,145.17	337,657.92	6.55	337,664.47

RECEIPTS & DISBURSEMENTS FOR TREASURY FUNDS

		November 1, 2023	November 2023		November 30, 2023		
		Beginning Book Balance	Plus Receipts	Less Disbursements	Ending Book Balance	Outstanding Warrants	Ending Cash Balance
SPECIAL REVENUE FUNDS (Continued)							
026	Real Estate Commission	\$ 7,745,335.81	\$ 498,534.29	\$ 477,113.21	\$ 7,766,756.89	\$ 2,633.80	\$ 7,769,390.69
027	Reclamation	6,629,101.76	86,723.09	265,361.80	6,450,463.05	475.00	6,450,938.05
02A	Surveys and Maps	452,328.56	93,307.54	67,844.25	477,791.85	477,791.85
02G	Health Professions	33,697,837.05	6,250,304.95	5,921,374.41	34,026,767.59	334,370.15	34,361,137.74
02H	Business Enterprises Revolving	1,120,379.91	62,902.79	72,853.11	1,110,429.59	1,970.28	1,112,399.87
02J	Certified Public Accountants'	3,325,354.63	47,490.00	159,211.99	3,213,632.64	3,213,632.64
02K	Death Investigations	(711,025.48)	470,023.82	469,199.16	(710,200.82)	189,536.31	(520,664.51)
02M	Essential Rail Assistance	962,906.93	727,922.38	343.23	1,690,486.08	110.51	1,690,596.59
02N	Parkland Acquisition	642,862.00	642,862.00	642,862.00
02R	Aquatic Lands Enhancement	17,544,106.58	11,842.28	1,208,268.04	16,347,680.82	16,049.62	16,363,730.44
02W	Timber Tax Distribution	1,295,477.13	8,060,347.23	9,167,393.47	188,430.89	29,052.55	217,483.44
030	Landowner Contingency Forest Fire Suppression	1,158,897.86	32.36	(706,399.89)	1,865,330.11	326.00	1,865,656.11
039	Aeronautics	10,437,437.61	886,537.45	248,172.17	11,075,802.89	3,150.18	11,078,953.07
03B	Asbestos	1,269,404.78	37,635.00	24,131.93	1,282,907.85	222.49	1,283,130.34
03C	Emergency Medical Services and Trauma Care System Trust	10,536,967.66	717,152.60	44,218.57	11,209,901.69	6,504.58	11,216,406.27
03F	911 Account	13,972,918.26	2,462,727.46	2,275,473.55	14,160,172.17	10,167.53	14,170,339.70
03N	Business License	11,357,945.42	2,806,948.75	2,977,352.06	11,187,542.11	107,475.26	11,295,017.37
03P	Fire Service Trust	699,530.92	1,925.00	701,455.92	5.00	701,460.92
03R	Safe Drinking Water	5,816,807.29	12,427.52	189,488.16	5,639,746.65	1,040.85	5,640,787.50
041	Resource Management Cost	32,714,292.24	114,754.29	(4,136,701.47)	36,965,748.00	91,606.03	37,057,354.03
042	Charitable, Educational, Penal, and Reformatory Institutions	10,513,149.23	32,398.59	(1,030,765.43)	11,576,313.25	3,856.25	11,580,169.50
044	Waste Reduction, Recycling, and Litter Control	12,393,582.06	1,590,034.46	1,486,812.69	12,496,803.83	154,064.22	12,650,868.05
045	State Vehicle Parking	6,503.95	399,385.48	210,155.79	195,733.64	9,963.82	205,697.46
048	Marine Fuel Tax Refund	260,362.45	260,362.45	260,362.45
04E	Uniform Commercial Code	3,497,716.46	66,435.97	100,534.95	3,463,617.48	329.29	3,463,946.77
04H	Surface Mining Reclamation	2,368,361.07	1,019.31	(14,180.83)	2,383,561.21	2,383,561.21
04M	Recreational Fisheries Enhancement	1,456,217.57	16,566.46	101,108.88	1,371,675.15	184.88	1,371,860.03
04R	Drinking Water Assistance	200,107,711.02	1,188,450.90	5,695,605.47	195,600,556.45	214,932.42	195,815,488.87
04V	Vehicle License Fraud	502,901.71	6,106.10	509,007.81	509,007.81
04W	Waterworks Operator Certification	1,392,524.45	18,628.80	21,569.59	1,389,583.66	558.43	1,390,142.09
058	Public Works Assistance	132,186,607.18	12,953,675.31	6,110,904.52	139,029,377.97	20,090.88	139,049,468.85
05H	Disaster Response	(430,969,041.30)	15,618,971.14	172,293,780.66	(587,643,850.82)	15,032,254.02	(572,611,596.80)
05R	Drinking Water Assistance Administrative	3,655,138.30	455,442.69	43,255.84	4,067,325.15	4,067,325.15

RECEIPTS & DISBURSEMENTS FOR TREASURY FUNDS

		November 1, 2023	November 2023		November 30, 2023		
		Beginning Book Balance	Plus Receipts	Less Disbursements	Ending Book Balance	Outstanding Warrants	Ending Cash Balance
SPECIAL REVENUE FUNDS (Continued)							
05W	State Drought Preparedness	\$ 13,220,000.25	\$	\$ 110,675.47	\$ 13,109,324.78	\$	\$ 13,109,324.78
06A	Salmon Recovery	107,524,813.34	318,323.50	107,206,489.84	107,206,489.84
06G	Real Estate Appraiser Commission	294,497.44	64,002.46	74,557.36	283,942.54	131.72	284,074.26
06K	Lead Paint	217,342.21	6,533.37	28,486.40	195,389.18	125.00	195,514.18
06L	Business and Professions	11,008,639.18	1,019,847.44	809,846.21	11,218,640.41	6,540.44	11,225,180.85
06R	Real Estate Research	912,869.30	17,960.00	(10.00)	930,839.30	930,839.30
06T	License Plate Technology	1,300,868.96	111,286.77	(33.96)	1,412,189.69	41.47	1,412,231.16
071	Warm Water Game Fish	1,549,178.61	18,707.16	95,899.55	1,471,986.22	1,534.79	1,473,521.01
07W	Domestic Violence Prevention	2,302,492.56	78,878.56	29,597.45	2,351,773.67	2,351,773.67
080	Grade Crossing Protective	255,870.61	750.96	256,621.57	256,621.57
081	State Patrol Highway	35,642,546.74	19,062,594.04	25,922,462.97	28,782,677.81	643,778.78	29,426,456.59
082	Motorcycle Safety Education	3,943,908.15	180,231.91	138,767.27	3,985,372.79	220.78	3,985,593.57
084	Building Code Council	1,320,653.52	53,437.25	74,485.52	1,299,605.25	1,299,605.25
086	Fire Service Training	(40,003.02)	24,555.91	393,884.75	(409,331.86)	22,755.18	(386,576.68)
087	Park Land Trust Revolving	3,132,987.16	164,824.65	331,541.65	2,966,270.16	288.59	2,966,558.75
08A	Education Legacy Trust	1,140,234,837.15	53,248,126.96	68,772,532.94	1,124,710,431.17	7,456,595.03	1,132,167,026.20
08H	Military Department Rental and Lease	4,715,391.44	41,742.57	10,531.37	4,746,602.64	107.50	4,746,710.14
08K	Problem Gambling	1,060,842.08	321,357.28	57,262.21	1,324,937.15	1,324,937.15
08M	Small City Pavement and Sidewalk	1,821,135.72	80,787.37	1,901,923.09	1,901,923.09
08R	Waste Tire Removal	1,508,859.86	463,853.65	144,334.49	1,828,379.02	1,828,379.02
094	Transportation Infrastructure	12,194,565.71	127,383.39	150,256.12	12,171,692.98	220,000.00	12,391,692.98
095	Electrical License	19,102,111.14	2,815,805.21	3,122,287.30	18,795,629.05	13,409.43	18,809,038.48
096	Highway Infrastructure	2,579,373.95	7,558.37	2,586,932.32	2,586,932.32
097	Recreational Vehicle	4,559,008.48	40,267.78	496.20	4,598,780.06	18.00	4,598,798.06
099	Puget Sound Capital Construction	69,407,511.33	4,516,510.55	15,328,966.53	58,595,055.35	119,027.61	58,714,082.96
09E	Freight Mobility Investment	13,323,225.98	39,093.83	34,556.96	13,327,762.85	13,327,762.85
09H	Transportation Partnership	(18,565,237.80)	2,691,063.12	998,937.24	(16,873,111.92)	407,908.75	(16,465,203.17)
09P	City-County Assistance	1,429,564.63	1,326,268.13	2,755,832.76	2,755,832.76
09T	Washington Main Street Trust Fund	55,388.16	750.00	56,138.16	56,138.16
102	Rural Arterial Trust	24,983,133.08	1,567,117.92	5,392,932.54	21,157,318.46	21,157,318.46
104	Limited Fish And Wildlife	10,209,110.62	834,356.10	1,428,729.95	9,614,736.77	16,402.64	9,631,139.41
106	Highway Safety	48,819,748.38	12,208,915.01	13,621,916.06	47,406,747.33	149,816.43	47,556,563.76
107	Liquor Excise Tax	5,017,644.78	4,386,114.05	11,670.19	9,392,088.64	9,392,088.64
108	Motor Vehicle	261,971,723.95	168,643,098.20	188,040,402.57	242,574,419.58	5,090,263.21	247,664,682.79

RECEIPTS & DISBURSEMENTS FOR TREASURY FUNDS

	November 1, 2023		November 2023		November 30, 2023		
	Beginning Book Balance		Plus Receipts	Less Disbursements	Ending Book Balance	Outstanding Warrants	Ending Cash Balance
SPECIAL REVENUE FUNDS (Continued)							
109 Puget Sound Ferry Operations	\$ 14,394,106.86	\$	20,098,869.38	\$ 29,782,003.38	\$ 4,710,972.86	\$ 6,526,335.09	\$ 11,237,307.95
10A Aquatic Algae Control	715,901.59		1,153.00	46,752.82	670,301.77	670,301.77
10B Home Security Fund	143,262,562.36		5,844,131.79	3,213,164.72	145,893,529.43	28,282.92	145,921,812.35
10G Water Rights Tracking System	319,849.47	319,849.47	319,849.47
110 Special Wildlife	9,527,932.15		395,208.73	229,586.97	9,693,553.91	5,570.51	9,699,124.42
111 Public Service Revolving	18,466,653.82		865,971.89	1,879,279.79	17,453,345.92	9,415.89	17,462,761.81
113 Common School Construction	370,866,483.37		1,727,931.82	(4,920,209.58)	377,514,624.77	130,238.92	377,644,863.69
116 Basic Data	211,118.01	211,118.01	211,118.01
119 Unemployment Compensation Administration	1,941,326.11		9,494,798.82	11,705,553.01	(269,428.08)	2,260,138.58	1,990,710.50
11B Regional Mobility Grant Program	72,207,795.23		216,157.07	194,671.98	72,229,280.32	72,229,280.32
11E Freight Mobility Multimodal	17,903,778.63		52,467.51	42,149.55	17,914,096.59	17,914,096.59
11H Forest and Fish Support	5,821,701.01		471,309.98	504,120.36	5,788,890.63	5,788,890.63
11K Washington Auto Theft Prevention Authority	6,841,930.24		786.82	456,688.42	6,386,028.64	711.26	6,386,739.90
120 Administrative Contingency	39,536,945.39		1,575,771.27	2,848,015.46	38,264,701.20	96,368.26	38,361,069.46
12C Affordable Housing For All	53,500,499.37		1,462,063.80	3,140,110.78	51,822,452.39	30,524.81	51,852,977.20
12M Charitable Organization Education	1,177,353.34		75,320.00	(2,634.58)	1,255,307.92	1,255,307.92
12T Traumatic Brain Injury	988,059.25		166,241.75	203,140.64	951,160.36	828.00	951,988.36
134 Employment Services Administrative	60,953,220.82		4,245,342.95	3,192,449.80	62,006,113.97	25,838.45	62,031,952.42
138 Insurance Commissioner's Regulatory	37,626,249.15		45,939.00	2,875,366.80	34,796,821.35	6,607.56	34,803,428.91
144 Transportation Improvement	94,788,596.06		7,629,070.65	14,326,550.18	88,091,116.53	500.00	88,091,616.53
146 Firearms Range	1,766,604.83		17,098.56	47,965.69	1,735,737.70	1,735,737.70
14A Wildlife Rehabilitation	381,490.47		11,728.45	11,731.28	381,487.64	31.07	381,518.71
14G Ballast Water and Biofouling Management	32,341.42	142.34	32,199.08	84.55	32,283.63
14M Financial Fraud & ID Theft	2,561,396.59		115,785.00	6,979.78	2,670,201.81	2,670,201.81
14R Military Active State Service	510,628.94	26,092.55	484,536.39	1,890.50	486,426.89
14V Ignition Interlock Device	2,669,036.17		300,837.25	185,660.70	2,784,212.72	45,463.59	2,829,676.31
150 Low-Income Weatherization/ Structural Rehabilitation Assistance	1,521,918.70		4,467.66	1,073.17	1,525,313.19	1,525,313.19
153 Rural Mobility Grant Program	7,718,770.70		23,593.13	479,376.13	7,262,987.70	3,928.75	7,266,916.45
154 New Motor Vehicle Arbitration	1,381,986.15		48,819.00	62,402.39	1,368,402.76	6.00	1,368,408.76
158 Aquatic Land Dredged Material Disposal Site	503,432.78	40,300.00	463,132.78	463,132.78
159 Parks Improvement	777,000.21		33,579.78	73,653.12	736,926.87	9,006.50	745,933.37
15H Cleanup Settlement	51,754,462.73		152,426.46	461,167.33	51,445,721.86	51,445,721.86
15M Biotoxin	829,207.05		36,938.95	38,869.23	827,276.77	2,751.07	830,027.84
160 Wood Stove Education and Enforcement	615,908.75		32,384.85	32,493.58	615,800.02	425.00	616,225.02

RECEIPTS & DISBURSEMENTS FOR TREASURY FUNDS

		November 1, 2023	November 2023		November 30, 2023		
		Beginning Book Balance	Plus Receipts	Less Disbursements	Ending Book Balance	Outstanding Warrants	Ending Cash Balance
SPECIAL REVENUE FUNDS (Continued)							
162	Farm Labor Contractor	\$ 154,731.93	\$ 1,215.00	\$ (35.00)	\$ 155,981.93	\$ 70.00	\$ 156,051.93
167	Natural Resources Conservation Areas Stewardship	360,959.18	48.54	(5,315.85)	366,323.57	366,323.57
16A	Judicial Stabilization Trust	96,692,792.84	397,414.32	2,490,729.73	94,599,477.43	441,656.58	95,041,134.01
16J	SR 520 Corridor	120,940,515.88	(5,406,186.82)	(5,295,704.72)	120,830,033.78	13,818.33	120,843,852.11
16M	Appraisal Management Company	1,016,538.97	569.21	16,396.35	1,000,711.83	32.94	1,000,744.77
16P	Marine Resources Stewardship Trust	16.18	0.05	16.23	16.23
16W	Hospital Safety Net Assessment	29,034,176.64	17,567,763.34	6,696,416.92	39,905,523.06	39,905,523.06
172	Basic Health Plan Trust	12,623,154.00	12,623,154.00	12,623,154.00
176	Water Quality Permit	35,567,445.42	1,585,093.28	2,147,763.01	35,004,775.69	4,698.57	35,009,474.26
17B	Home Visiting Services	15,368,712.61	1,911,840.84	3,464,947.38	13,815,606.07	55,959.08	13,871,565.15
17N	Complete Streets Grant Program	5,030,356.00	5,030,356.00	5,030,356.00
17P	SR520 Civil Penalties	9,181,582.00	18,863.88	(313,842.40)	9,514,288.28	9,514,288.28
17T	Health Benefit Exchange	14,988,660.75	2,175,289.56	87,273.04	17,076,677.27	17,076,677.27
17W	Limousine Carriers	79,078.42	79,078.42	79,078.42
182	Underground Storage Tank	3,881,457.35	264,888.15	200,620.87	3,945,724.63	1,107.54	3,946,832.17
186	County Arterial Preservation	475,088.23	1,154,709.12	1,158,798.87	470,998.48	470,998.48
18J	Capital Vessel Replacement	22,986,318.30	1,900,253.50	14,301.94	24,872,269.86	761.17	24,873,031.03
18L	Hydraulic Project Approval
199	Biosolids Permit	1,160,003.24	(1,387.14)	97,953.14	1,060,662.96	1,060,662.96
19A	Medicaid Fraud Penalty	29,588,221.89	33,399.33	377,644.66	29,243,976.56	40,045.34	29,284,021.90
19C	Forest Practice Application	381,563.73	388.31	11,245.00	370,707.04	370,707.04
19T	DOL Technology Improvement and Data Management	914,729.24	51,381.86	35,766.70	930,344.40	930,344.40
19V	Andy Hill Cancer Research Endowment Fund	15,160,352.79	1,908,829.34	174,926.44	16,894,255.69	16,894,255.69
200	Regional Fisheries Enhancement Salmonid Recovery	2,151.41	15,826.44	(13,675.03)	(13,675.03)
201	Department of Licensing Services	1,981,497.29	228,128.49	93,039.08	2,116,586.70	524.24	2,117,110.94
202	Medical Test Site Licensure	1,709,287.91	43,355.00	125,401.55	1,627,241.36	1,627,241.36
204	Volunteer Fire Fighters' and Reserve Officers' Administrative	6,275,032.26	19,158.58	247,578.75	6,046,612.09	96.34	6,046,708.43
207	Hazardous Waste Assistance	5,646,094.40	66,716.08	316,291.38	5,396,519.10	45,558.80	5,442,077.90
20B	Brownfield Redevelopment Trust Fund
20H	Connecting Washington	511,692,665.14	19,506,661.26	123,508,871.98	407,690,454.42	26,212,557.34	433,903,011.76
20J	Electric Vehicle	16,068,156.30	1,773,770.62	22,987.35	17,818,939.57	1,818.75	17,820,758.32
20M	Puget Sound Taxpayer Accountability	4,083,518.23	2,166,406.00	6,249,924.23	6,249,924.23

RECEIPTS & DISBURSEMENTS FOR TREASURY FUNDS

	November 1, 2023		November 2023		November 30, 2023		
	Beginning Book Balance	Plus Receipts	Less Disbursements	Ending Book Balance	Outstanding Warrants	Ending Cash Balance	
SPECIAL REVENUE FUNDS (Continued)							
20N Transportation Future Funding Program	\$ 12,648,175.78	\$ 37,063.06	\$	\$ 12,685,238.84	\$	\$ 12,685,238.84	
20R Radioactive Mixed Waste	528,340.69	710,000.00	1,021,864.75	216,475.94	2,088.20	218,564.14	
20T PLIA Underground Storage Tank Revolving	31,418,606.36	93,923.04	45,257.47	31,467,271.93	31,467,271.93	
215 Special Category C	26,992,619.77	758,328.84	5,414,121.45	22,336,827.16	8,363.66	22,345,190.82	
216 Air Pollution Control	10,189,154.22	264,586.79	4,102,778.88	6,350,962.13	112.94	6,351,075.07	
217 Oil Spill Prevention	9,770,835.18	527,660.09	400,588.62	9,897,906.65	892.61	9,898,799.26	
218 Multimodal Transportation	368,001,712.88	26,076,186.77	6,038,374.75	388,039,524.90	334,622.79	388,374,147.69	
21E Concealed Pistol License Renewal	530,096.89	(16,549.91)	88.57	513,458.41	513,458.41	
21H Wastewater Treatment Plant Operator Certification	347,914.67	100,073.00	24,671.58	423,316.09	50.00	423,366.09	
21M Distracted Driving Prevention	46,025.57	2,910.74	48,936.31	48,936.31	
21S Aquatic Invasive Species Management	171,327.85	2,946.00	49,716.77	124,557.08	2,402.94	126,960.02	
21V Construction Registration Inspection	5,840,676.04	1,025,124.77	1,294,600.24	5,571,200.57	9,242.07	5,580,442.64	
222 Freshwater Aquatic Weeds	1,506,374.60	11,361.00	177,641.65	1,340,093.95	6.00	1,340,099.95	
223 State Oil Spill Response	6,505,828.29	93,771.78	140,211.62	6,459,388.45	6,459,388.45	
22J Abandoned Recreational Vehicle Disposal	2,658,259.61	68,434.56	(35,443.39)	2,762,137.56	36.00	2,762,173.56	
22M Energy Efficiency	5,647,295.86	5,647,295.86	5,647,295.86	
22R Internet Consumer Access	
22U Secure Drug Take-Back Program	242,907.59	26,432.05	216,475.54	216,475.54	
22W Public Disclosure Transparency	7,755,655.82	1,850.00	37,445.97	7,720,059.85	375.00	7,720,434.85	
234 Public Works Administration	9,480,541.05	572,683.62	809,701.68	9,243,522.99	46,190.09	9,289,713.08	
235 Youth Tobacco & Vapor Product Prevention	1,496,884.30	110,173.97	109,821.31	1,497,236.96	2,625.00	1,499,861.96	
237 Recreation Access Pass	1,790,876.78	(563,366.06)	(50.00)	1,227,560.72	220.00	1,227,780.72	
23G Vulnerable Roadway User Education	23,672.92	603.86	24,276.78	24,276.78	
23N Model Toxics Control Capital	230,883,159.85	8,579,669.28	4,728,748.30	234,734,080.83	238,495.96	234,972,576.79	
23P Model Toxics Control Operating	48,652,312.37	20,758,179.57	15,026,780.90	54,383,711.04	223,601.69	54,607,312.73	
23R Model Toxics Control Stormwater	70,722,346.70	5,031,160.96	3,872,372.31	71,881,135.35	14,675.64	71,895,810.99	
23S Puget Sound Gateway Facility	3,652.13	10.70	3,662.83	3,662.83	
23T Congestion Relief Traffic Safety	143,472.13	5,458.58	148,930.71	148,930.71	
23V Voluntary Cleanup	906,862.43	5,690.99	5,842.31	906,711.11	906,711.11	
23W Paint Product Stewardship	84,130.93	255.67	83,875.26	83,875.26	
24B Foundational Public Health Services	36,598,165.99	1,908,830.53	462,573.91	38,044,422.61	3,148.87	38,047,571.48	
24J Workforce Education Investment	291,387,216.43	38,509,432.24	26,717,369.24	303,179,279.43	40,662.21	303,219,941.64	
24K Agency Financial Transaction	3,014,849.96	594,894.04	452,663.38	3,157,080.62	0.40	3,157,081.02	
24L Ambulance Transport	6,242,739.38	64,375.99	376,987.23	5,930,128.14	5,930,128.14	

RECEIPTS & DISBURSEMENTS FOR TREASURY FUNDS

	November 1, 2023		November 2023		November 30, 2023		
	Beginning Book Balance		Plus Receipts	Less Disbursements	Ending Book Balance	Outstanding Warrants	Ending Cash Balance
SPECIAL REVENUE FUNDS (Continued)							
24N Fish, Wildlife, and Conservation	\$ 13,314,841.33	\$	1,849,840.09	\$ 1,912,384.12	\$ 13,252,297.30	\$ 190,103.99	\$ 13,442,401.29
24P Insurance Commissioner's Fraud	1,978,898.43		156,323.59	1,822,574.84	1,822,574.84
24Q Cooper Jones Active Transportation Safety	1,478,840.25		85,938.09	1,649.56	1,563,128.78	1,563,128.78
24V Telebehavioral Health Access	376,514.49		515,302.80	580,760.62	311,056.67	311,056.67
25M State Health Care Affordability	73,400,631.65		73,400,631.65	73,400,631.65
25N Statewide 988 Behavioral Health Crisis Response & Suicide Prevention Line	50,006,170.73		3,918,001.08	259,230.03	53,664,941.78	53,664,941.78
25Q Clean Fuels Program	1,080,688.95		211,434.00	113,650.29	1,178,472.66	19.27	1,178,491.93
25T Refrigerant Emission Management
25U Department of Licensing Wage Lien	337.00		20.00	357.00	357.00
25W Driver Licensing Technology Support	975,242.66		168,858.30	16,812.40	1,127,288.56	1,127,288.56
260 University of Washington Operating Fees	(108,475.98)		(108,475.98)	(108,475.98)
262 Manufactured Home Installation Training	773,430.53		17,091.56	27,095.63	763,426.46	164.03	763,590.49
263 Community and Economic Development Fee	6,446,271.96		577,335.00	110,921.94	6,912,685.02	39.30	6,912,724.32
267 Recreation Resources	23,819,933.65		743,951.49	(2,021,476.59)	26,585,361.73	48,478.45	26,633,840.18
268 Nonhighway and Off-Road Vehicle Activities (NOVA) Program	15,005,249.72		488,257.71	978,404.07	14,515,103.36	44.76	14,515,148.12
269 Parks Renewal and Stewardship	35,742,071.14		7,239,158.22	5,056,906.44	37,924,322.92	307,252.40	38,231,575.32
26A Carbon Emissions Reduction	336,642,923.66		892,277.37	335,750,646.29	335,750,646.29
26B Climate Investment	89,440,117.95		964,675.66	88,475,442.29	5,826.80	88,481,269.09
26C Climate Commitment	501,743,149.00		1,624,382.60	500,118,766.40	54,155.43	500,172,921.83
26D Natural Climate Solutions	167,336,180.63		960,964.83	166,375,215.80	15,668.70	166,390,884.50
26E Air Quality and Health Disparities Improvement	22,477,034.57		13,129.24	22,463,905.33	22,463,905.33
26M Climate Active Transportation	34,332,334.21		98,229.40	765,445.76	33,665,117.85	33,665,117.85
26N Climate Transit Programs	55,104,472.83		167,266.57	1,856,243.11	53,415,496.29	79,766.77	53,495,263.06
26P Move Ahead WA	1,104,464,656.34		9,438,132.73	30,559,650.14	1,083,343,138.93	3,467,634.47	1,086,810,773.40
26Q Move Ahead WA Flexible	37,646,367.61		1,081,962.21	145,597.86	38,582,731.96	18.00	38,582,749.96
26W Renewable Fuels Accelerator
271 Washington State University Operating Fees
275 Central Washington University Operating Fees
277 State Agency Parking	322,395.16		20.00	2,144.26	320,270.90	320,270.90
27P Price Ceiling Unit Emission Reduction Investment
27T Derelict Structure Removal
27W OPIOID Abatement Settlement	(3,385,686.79)		477,177.47	(3,862,864.26)	(3,862,864.26)
285 Growth Management Planning and Environmental Review	3,697,733.63		152,812.56	159.35	3,850,386.84	3,850,386.84

RECEIPTS & DISBURSEMENTS FOR TREASURY FUNDS

		November 1, 2023		November 2023		November 30, 2023	
		Beginning Book Balance	Plus Receipts	Less Disbursements	Ending Book Balance	Outstanding Warrants	Ending Cash Balance
SPECIAL REVENUE FUNDS (Continued)							
28A	State Hazard Mitigation Revolving Loan	\$	\$	\$	\$	\$	\$
28F	Clean Fuels Transportation Investment
28G	Covenant Homeownership
28J	Renewable Energy Local Benefit
28M	Land Bank
296	Columbia River Basin Water Supply Rev Recovery	7,918,715.89	270,885.61	2,182.27	8,187,419.23	2,943.50	8,190,362.73
315	Dedicated Marijuana	140,843,009.84	36,876,966.04	4,549,242.95	173,170,732.93	93,538.89	173,264,271.82
319	Public Health Supplemental	2,400,670.50	27,060.81	178,844.27	2,248,887.04	6,000.00	2,254,887.04
404	State Treasurer's Service	83,013,876.81	3,328,180.16	898,090.62	85,443,966.35	85,443,966.35
408	Coastal Protection	2,493,528.79	79,941.07	37,685.46	2,535,784.40	2,535,784.40
441	Local Government Archives	2,530,689.75	212,814.09	540,531.90	2,202,971.94	6,444.46	2,209,416.40
500	Perpetual Surveillance and Maintenance	50,449,127.26	147,831.54	50,596,958.80	50,596,958.80
507	Oyster Reserve Land	661,364.95	1,830.37	7,332.40	655,862.92	205.28	656,068.20
511	Tacoma Narrows Toll Bridge	35,212,492.06	(5,863,732.71)	(4,478,761.39)	33,827,520.74	33,827,520.74
513	Derelict Vessel Removal	3,114,170.06	36,785.28	39,551.19	3,111,404.15	2,080.00	3,113,484.15
532	Washington Housing Trust Fund	33,637,256.27	1,121,232.01	1,669,628.29	33,088,859.99	33,088,859.99
535	Alaskan Way Viaduct Replacement Project	98,330,591.68	(256,298.68)	(10,316,870.21)	108,391,163.21	155,650.02	108,546,813.23
549	Election	6,711,429.73	19,665.84	75,304.77	6,655,790.80	6,655,790.80
550	Transportation 2003	20,388,979.21	103,593.60	1,159,113.56	19,333,459.25	1,098.66	19,334,557.91
562	Skilled Nursing Facility Safety Net Trust	4,412,113.19	9,459.64	(796,622.77)	5,218,195.60	13,088.00	5,231,283.60
564	Water Pollution Control Revolving Administration	3,321,982.98	389,186.26	249,281.47	3,461,887.77	1,484.65	3,463,372.42
565	Yakima Integrated Plan Implementation Revenue Recovery
566	Community Forest Trust	290,721.43	851.84	1,026.38	290,546.89	290,546.89
571	Multiuse Roadway Safety	1,415,413.13	16,963.66	1,432,376.79	20.00	1,432,396.79
595	I-405 and SR-167 Express Toll Lanes	368,812,317.22	692,753.83	(827,980.05)	370,333,051.10	453,956.81	370,787,007.91
600	Department of Retirement Systems Expense	25,551,325.97	5,407,762.28	4,616,612.23	26,342,476.02	8,569.34	26,351,045.36
689	Rural Washington Loan	1,225,072.92	3,589.84	1,228,662.76	1,228,662.76
727	Water Pollution Control Revolving	291,169,837.54	21,936,217.12	17,374,862.96	295,731,191.70	4,891.88	295,736,083.58
733	Capitol Campus Reserve
777	Prostitution Prevention and Intervention	85,708.53	851.22	322.82	86,236.93	86,236.93
785	State Educational Trust Fund	4,428,477.85	77,535.30	4,506,013.15	4,506,013.15
818	Youth Athletic Facility	44,073,422.01	129,160.58	44,202,582.59	3,820.00	44,206,402.59
825	Tobacco Settlement

RECEIPTS & DISBURSEMENTS FOR TREASURY FUNDS

	November 1, 2023		November 2023		November 30, 2023		
	Beginning Book Balance		Plus Receipts	Less Disbursements	Ending Book Balance	Outstanding Warrants	Ending Cash Balance
SPECIAL REVENUE FUNDS (Continued)							
844 Money-Purchase Retirement Savings Administrative	\$	\$	\$	\$	\$	\$	\$
851 Developmental Disabilities Community Services	33,691,950.27		101,580.03	628,648.61	33,164,881.69	20,483.99	33,185,365.68
874 OASI Revolving	224,519.07		13,396.49	211,122.58	8.25	211,130.83
887 Public Facilities Construction Loan Revolving	40,031,729.21		566,208.10	37,538.35	40,560,398.96	800.28	40,561,199.24
888 Deferred Compensation Administrative	3,433,797.78		(65,936.64)	174,521.93	3,193,339.21	813.90	3,194,153.11
893 Radiation Perpetual Maintenance	372,391.75		1,091.22	373,482.97	373,482.97
TOTAL SPECIAL REVENUE FUNDS	\$ 8,977,958,525.06		\$ 630,988,559.64	\$ 869,198,717.69	\$ 8,739,748,367.01	\$ 72,262,630.29	\$ 8,812,010,997.30
DEBT SERVICE FUNDS							
303 Highway Bond Retirement	\$ 159,637,647.63	\$ 256,232,427.08	\$ 198,718,285.82	\$ 217,151,788.89	\$	\$ 217,151,788.89	
304 Ferry Bond Retirement	(1,226,297.73)	135,537.99	(1,090,759.74)	(1,090,759.74)	
305 Transportation Improvement Board Bond Retirement	6,124,334.93	439,370.51	6,563,705.44	6,563,705.44	
347 Washington State University Bond Retirement	55,562,358.81	948,594.83	(214,352.08)	56,725,305.72	56,725,305.72	
348 University of Washington Bond Retirement	3,398,880.60	7,141,669.59	(59,072.60)	10,599,622.79	10,599,622.79	
380 Debt-Limit General Fund Bond Retirement	315,784,926.49	315,777,772.51	7,153.98	7,153.98	
381 Debt-Limit Reimbursable Bond Retirement	
382 Nondebt-Limit General Fund Bond Retirement	
383 Nondebt-Limit Reimbursable Bond Retirement	
384 Nondebt-Limit Proprietary Appropriated Bond Retirement	
385 Nondebt-Limit Proprietary Nonappropriated Bond Retirement	
386 Nondebt-Limit Revenue Bond Retirement	
389 Toll Facility Bond Retirement	22,386,970.06	5,485,831.89	27,872,801.95	27,872,801.95	
TOTAL DEBT SERVICE FUNDS	\$ 245,883,894.30	\$ 586,168,358.38	\$ 514,222,633.65	\$ 317,829,619.03	\$	\$ 317,829,619.03	
CAPITAL PROJECTS FUNDS							
036 Capitol Building Construction	\$ 5,669,457.56	\$ 19,128.01	\$ (857,867.74)	\$ 6,546,453.31	\$	\$ 6,546,453.31	
057 State Building Construction	472,025,623.20	(3,118,705.29)	111,535,820.14	357,371,097.77	2,562,214.15	359,933,311.92	
060 Community and Technical College Capital Projects	10,506,656.45	2,051,995.61	2,171,964.65	10,386,687.41	10,386,687.41	
061 Eastern Washington University Capital Projects	5,717,366.49	121,019.54	22,907.69	5,815,478.34	5,815,478.34	
062 Washington State University Building	11,157,601.32	34,094.22	11,191,695.54	11,191,695.54	
063 Central Washington University Capital Projects	4,018,621.26	116,380.12	696,118.76	3,438,882.62	3,438,882.62	

RECEIPTS & DISBURSEMENTS FOR TREASURY FUNDS

		November 1, 2023	November 2023			November 30, 2023		
		Beginning Book Balance	Plus Receipts	Less Disbursements	Ending Book Balance	Outstanding Warrants	Ending Cash Balance	
CAPITAL PROJECTS FUNDS (Continued)								
064	University of Washington Building	\$ 17,726,655.60	\$ 21,123,677.58	\$	\$ 38,850,333.18	\$	\$ 38,850,333.18	
065	Western Washington University Capital Projects	8,549,865.93	125,500.40	299,855.18	8,375,511.15	8,375,511.15	
066	The Evergreen State College Capital Projects	4,225,947.05	115,845.74	169,574.25	4,172,218.54	4,172,218.54	
075	State Social and Health Services Construction	9,396.39	9,396.39	9,396.39	
18B	Columbia River BasinTax Bond Water Supply Development	1,299,295.11	3,807.33	1,303,102.44	1,303,102.44	
245	Public Safety Reimbursable Bond	4.12	4.12	4.12	
246	Community and Technical College Forest Reserve	5,159,673.97	5,159,673.97	5,159,673.97	
289	Thurston County Capital Facilities	5,677,590.83	384,390.31	642,157.52	5,419,823.62	5,419,823.62	
357	Gardner-Evans Higher Education Construction	45,698.05	45,698.05	45,698.05	
364	Military Department Capital	4,014,450.02	93,282.45	3,921,167.57	3,921,167.57	
367	Chehalis Basin Taxable	
373	Coronavirus Capital Projects	(10,624,143.92)	299,535.78	(10,923,679.70)	(10,923,679.70)	
TOTAL CAPITAL PROJECTS FUNDS		\$ 545,179,759.43	\$ 20,977,133.57	\$ 115,073,348.68	\$ 451,083,544.32	\$ 2,562,214.15	\$ 453,645,758.47	
PERMANENT FUNDS								
04B	Natural Resources Real Property Replacement	\$ 24,269,394.58	\$ 59,319.12	\$ 517,325.22	\$ 23,811,388.48	\$	\$ 23,811,388.48	
601	Agricultural Permanent	55,333.04	(336,584.14)	391,917.18	391,917.18	
603	Millersylvania Park Trust	5,974.04	17.51	5,991.55	5,991.55	
604	Normal School Permanent	169,976.95	(584,559.28)	754,536.23	754,536.23	
605	Permanent Common School	55,877.71	1,337.49	54,540.22	54,540.22	
606	Scientific Permanent	56,648.50	(206,739.56)	263,388.06	263,388.06	
607	State University Permanent	150,852.06	(349,378.57)	500,230.63	500,230.63	
TOTAL PERMANENT FUNDS		\$ 24,764,056.88	\$ 59,336.63	\$ (958,598.84)	\$ 25,781,992.35	\$	\$ 25,781,992.35	
ENTERPRISE FUNDS								
401	Correctional Industries	\$ 991,447.93	\$ 9,056,688.82	\$ 8,828,215.52	\$ 1,219,921.23	\$ 907,648.31	\$ 2,127,569.54	
407	Secretary of State's Revolving	11,505,368.06	1,297,793.50	1,129,134.26	11,674,027.30	314.00	11,674,341.30	
418	State Health Care Authority Administrative	1,574,639.42	2,021,056.00	2,148,721.29	1,446,974.13	140.54	1,447,114.67	
492	School Employees' Insurance Administrative	1,189,928.05	1,636,118.00	1,532,127.08	1,293,918.97	136.80	1,294,055.77	
578	Lottery Administrative	1,304,337.23	1,330,022.88	1,428,285.60	1,206,074.51	6,915.64	1,212,990.15	
608	Accident	45,210,002.63	186,446,395.11	233,768,422.12	(2,112,024.38)	13,235,416.65	11,123,392.27	
609	Medical Aid	38,366,955.72	132,363,865.98	169,350,371.75	1,380,449.95	7,562,787.85	8,943,237.80	

RECEIPTS & DISBURSEMENTS FOR TREASURY FUNDS

		November 1, 2023	November 2023		November 30, 2023		
		Beginning Book Balance	Plus Receipts	Less Disbursements	Ending Book Balance	Outstanding Warrants	Ending Cash Balance
ENTERPRISE FUNDS (Continued)							
610	Accident Reserve	\$ 34,077,059.23	\$ 58,081,483.30	\$ 55,883,404.82	\$ 36,275,137.71	\$ 1,119,253.09	\$ 37,394,390.80
881	Supplemental Pension	56,849,354.49	124,464,084.76	102,984,698.27	78,328,740.98	2,419,996.33	80,748,737.31
883	Second Injury	84,830,050.85	1,406,592.09	126,290.01	86,110,352.93	68,116.11	86,178,469.04
TOTAL ENTERPRISE FUNDS		\$ 275,899,143.61	\$ 518,104,100.44	\$ 577,179,670.72	\$ 216,823,573.33	\$ 25,320,725.32	\$ 242,144,298.65
INTERNAL SERVICE FUNDS							
006	Public Records Efficiency, Preservation & Access	\$ 2,458,838.55	\$ 271,922.46	\$ 897,180.34	\$ 1,833,580.67	\$ 162.01	\$ 1,833,742.68
405	Legal Services Revolving	27,256,157.09	9,894,331.02	16,878,574.06	20,271,914.05	105,242.93	20,377,156.98
410	Transportation Equipment	36,950,022.28	590,912.67	(1,807,133.74)	39,348,068.69	9,034.02	39,357,102.71
415	Personnel Service	16,456,282.69	3,138,566.25	832,121.61	18,762,727.33	8,073.93	18,770,801.26
455	Higher Education Personnel Service	657,910.34	286,804.77	105,045.11	839,670.00	490.50	840,160.50
462	Government Central Service	(1,231,387.08)	2,088,060.95	105,889.00	750,784.87	1,347.13	752,132.00
468	OFM Central Service	5,937,751.90	1,398,611.21	1,053,530.19	6,282,832.92	1,977.98	6,284,810.90
483	Auditing Services Revolving	(41,872.17)	290,943.43	679,002.26	(429,931.00)	365.58	(429,565.42)
484	Administrative Hearings Revolving	14,386,638.52	1,402,149.56	3,140,563.22	12,648,224.86	9,297.34	12,657,522.20
TOTAL INTERNAL SERVICE FUNDS		\$ 102,830,342.12	\$ 19,362,302.32	\$ 21,884,772.05	\$ 100,307,872.39	\$ 135,991.42	\$ 100,443,863.81
PENSION TRUST FUNDS							
614	Volunteer Firefighters' Relief and Pension Principal Fund	\$ 5,729,857.66	\$ 1,427,731.75	\$ 1,166,054.49	\$ 5,991,534.92	\$ 38,089.42	\$ 6,029,624.34
615	State Patrol - Plan1	1,077,401.88	8,788,527.95	8,778,714.06	1,087,215.77	63,940.88	1,151,156.65
616	Judges' Retirement	1,532,643.98	4,461.66	18,396.57	1,518,709.07	1,518,709.07
624	Reserve Officer's Relief/Pension Principal Fund	11,332.90	10,950.00	9,400.06	12,882.84	12,882.84
630	State Patrol - Plan 2	635,460.02	3,137,141.15	3,097,340.84	675,260.33	675,260.33
631	Public Employees' Retirement System Plan 1	8,628,475.43	146,144,374.62	146,094,123.29	8,678,726.76	841,276.64	9,520,003.40
632	Teachers' Retirement System Plan 1	6,357,881.49	85,989,115.78	85,936,260.88	6,410,736.39	575,658.32	6,986,394.71
633	School Employees' Retirement System Combined Plan 2 & 3	7,717,206.39	82,465,719.09	83,455,943.82	6,726,981.66	438,680.71	7,165,662.37
635	Public Safety Employees Retirement System Plan 2	394,477.42	14,739,086.06	14,720,768.92	412,794.56	31,768.26	444,562.82
641	Public Employees' Retirement System Combined Plan 2 & 3	18,164,346.68	380,633,720.42	382,168,830.78	16,629,236.32	1,846,908.65	18,476,144.97
642	Teachers' Retirement System Combined Plan 2 and 3	25,379,789.64	276,712,401.48	279,826,208.71	22,265,982.41	417,370.60	22,683,353.01
661	Higher Ed Retirement Plan Supplemental Benefit-UW	177.97	715,269.29	715,387.22	60.04	60.04

RECEIPTS & DISBURSEMENTS FOR TREASURY FUNDS

		November 1, 2023	November 2023		November 30, 2023		
		Beginning Book Balance	Plus Receipts	Less Disbursements	Ending Book Balance	Outstanding Warrants	Ending Cash Balance
PENSION TRUST FUNDS (Continued)							
662	Higher Ed Retirement Plan Supplemental Benefit -WSU	\$	\$ 97,300.23	\$ 97,300.23	\$	\$	\$
663	Higher Ed Retirement Plan Supplemental Benefit-EWU	7,905.13	15,397.30	15,742.65	7,559.78	7,559.78
664	Higher Ed Retirement Plan Supplemental Benefit-CWU	17,011.03	17,011.03
665	Higher Ed Retirement Plan Supplemental Benefit-TESC	4,289.01	4,289.01
667	Higher Ed Retirement Plan Supplemental Benefit-WWU	23,508.91	23,508.91
668	Higher Ed Retirement Plan Supplemental Benefit -SBCTC	80,974.44	80,974.44
722	Deferred Compensation Principal	5,644,264.36	81,643,913.58	81,205,075.43	6,083,102.51	1,506.24	6,084,608.75
729	Judicial Retirement Principal	11,525.65	86,548.76	86,514.33	11,560.08	11,560.08
819	LEOFF Plan 1 Retirement	2,980,729.13	33,562,885.64	33,584,374.81	2,959,239.96	398,168.94	3,357,408.90
829	LEOFF Plan 2 Retirement	6,995,026.00	86,334,873.60	89,443,195.67	3,886,703.93	738,275.66	4,624,979.59
882	Washington Judicial Retirement System	10,178,705.40	29,448.00	554,678.45	9,653,474.95	9,653,474.95
TOTAL PENSION TRUST FUNDS		\$ 101,447,207.13	\$ 1,202,664,649.75	\$ 1,211,100,094.60	\$ 93,011,762.28	\$ 5,391,644.32	\$ 98,403,406.60
CUSTODIAL FUNDS							
01P	Suspense	\$ 117,287,575.07	\$ 2,800,754,445.40	\$ 2,831,827,535.22	\$ 86,214,485.25	\$ 75,825.27	\$ 86,290,310.52
01R	Undistributed Receipts	32,548.80	32,548.80	32,548.80
01T	Local Leasehold Excise Tax	2,648,512.35	2,622,701.94	25,810.41	25,810.41
034	Local Sales and Use Tax
035	State Payroll Revolving	17,898,377.02	701,099,913.68	688,756,867.30	30,241,423.40	2,057,468.71	32,298,892.11
768	Local Real Estate Excise Tax
795	State Investment Board Commingled Monthly Bond	1,523.69	1,523.69
865	State Investment Board Commingled Trust	85,935.92	85,935.92
877	OASI Contribution	76,240.35	(76,240.35)
TOTAL CUSTODIAL FUNDS		\$ 137,943,253.59	\$ 3,501,865,578.34	\$ 3,523,294,564.07	\$ 116,514,267.86	\$ 2,133,293.98	\$ 118,647,561.84
TOTAL TREASURY FUNDS		\$ 16,290,270,064.35	\$ 11,501,247,530.80	\$ 10,140,451,784.07	\$ 17,651,065,811.08	\$ 174,009,771.10	\$ 17,825,075,582.18

RECEIPTS & DISBURSEMENTS FOR TREASURER'S TRUST FUNDS

		November 1, 2023	November 2023		November 30, 2023		
		Beginning Book Balance	Plus Receipts	Less Disbursements	Ending Book Balance	Outstanding Warrants	Ending Cash Balance
GENERAL FUND							
06N	Local Tax Administration	\$	\$	\$	\$	\$	\$
07F	Commercial Fisheries Buyback
08B	Foster Care Endowed Scholarship Trust	17,015.12	49.86	17,064.98	17,064.98
08E	Individual Development Account Program	2,128.98	6.24	2,135.22	2,135.22
08N	State Financial Aid	50,578,371.48	30,332,168.00	21,262,163.69	59,648,375.79	11,657.81	59,660,033.60
08T	Transportation Innovative Partnership
11M	Poet Laureate	115.55	115.55	115.55
11R	Hospital Infection Control Grant
12L	Outdoor Education and Recreation Prog	3,865,689.54	1,215,125.67	2,650,563.87	2,650,563.87
12P	Geoduck Aquaculture Research
131	Fair	4,043,436.93	11,860.12	17,113.17	4,038,183.88	4,038,183.88
14N	Legislative Oral History	31,139.20	31,139.20	31,139.20
14P	Skeletal Human Remains Assistance	161,899.46	161,899.46	161,899.46
15B	Food Animal Vet Scholarship
15N	Business Assistance
16F	Washington State Flag
16K	Mortgage Recovery
16R	Multiagency Permitting Team	101,584.85	297.68	101,882.53	101,882.53
17R	Aerospace Training Student Loan	200,001.47	4,728.45	5,190.77	199,539.15	47.97	199,587.12
18C	Native Education Public-Private Partnership
18F	High School Completion
18G	Opportunity Scholarship Match Transfer	15,538,000.00	15,538,000.00	15,538,000.00
18K	24/7 Sobriety	25,520.41	307.97	25,828.38	25,828.38
18V	Science, Technology, Engineering and Math Education Lighthouse
19J	Universal Communications Services	5,140,714.56	4,860,663.85	280,050.71	4,848,686.00	5,128,736.71
20L	Early Start	130,497.79	130,497.79	130,497.79
21J	Gina Grant Bull Memorial Legislative Page Scholarship	53,393.52	231.50	53,625.02	53,625.02
21L	Low-Income Home Rehabilitation	274,988.51	805.66	275,794.17	275,794.17
21T	Suicide-Safer Homes Project	25,000.01	25,000.01	25,000.01
22A	State Agency Office Relocation Pool	4,294,186.20	4,294,186.20	4,294,186.20
22B	Highway Worker Memorial Scholarship
22S	Landlord Mitigation Program	6,616,070.41	210,367.34	3,676,827.43	3,149,610.32	596,633.03	3,746,243.35
22V	Medical Student Loan	1,499,479.24	1,499,479.24	1,499,479.24

RECEIPTS & DISBURSEMENTS FOR TREASURER'S TRUST FUNDS

		November 1, 2023		November 2023		November 30, 2023	
		Beginning Book Balance	Plus Receipts	Less Disbursements	Ending Book Balance	Outstanding Warrants	Ending Cash Balance
GENERAL FUND (Continued)							
23B	Rural Jobs Program Match Transfer	\$ 399,895.86	\$	\$	\$ 399,895.86	\$	\$ 399,895.86
23E	Washington History Day	110,999.86	825.26	111,825.12	111,825.12
23F	Open Educational Resources
23L	Indian Health Improvement Reinvestment	998,748.39	2,939.22	43,989.74	957,697.87	957,697.87
24A	Behavioral Health Loan Repayment Program	12,042,510.27	12,368.89	240,960.97	11,813,918.19	20,853.38	11,834,771.57
24F	Veterans Service Officer
24W	Undocumented Student Support Loan Match
25B	Unemployment Insurance Relief	30,284.75	30,284.75	30,284.75
25E	Rosa Franklin Legislative Internship Program Scholarship	81.53	0.24	81.77	81.77
25J	Department of Transportation Purple Heart State
25K	Department of Veterans' Affairs Purple Heart State	1,050.00	1,050.00	1,050.00
25L	Military Department Purple Heart State
26F	Billy Frank Jr. National Statuary Hall Collection	85,536.61	250.65	85,787.26	85,787.26
27E	Equitable Access to Credit Program	1,226,904.00	147,598.00	1,374,502.00	1,374,502.00
27H	Veterans & Military Members Suicide Prevention	10,018.00	370.00	10,388.00	10,388.00
27M	WA State Global War on Terror Memorial	3,650.00	3,650.00	3,650.00
28B	Employee Ownership Revolving Loan Program
290	Savings Incentive	2,793,899.36	5,179.31	2,788,720.05	2,788,720.05
447	Information Technology Investment Revolving	54,474,657.46	653,004.25	53,821,653.21	53,821,653.21
490	Regional Transportation Investment District
514	Agricultural Conservation Easements
534	Washington Graduate Fellowship Trust	489.80	489.80	489.80
551	Washington Youth and Families	124,634.31	124,634.31	124,634.31
552	Conservation Assistance Revolving	463,714.45	463,714.45	463,714.45
653	Washington Distinguished Professorship Trust
703	COVID-19 Unemployment
704	COVID-19 Public Health Response	(11,142,409.26)	9,866,516.75	8,721,310.44	(9,997,202.95)	842,132.63	(9,155,070.32)
708	Salary/Insurance Contribution Increase Revolving	169,080.41	169,080.41	169,080.41
743	College Faculty Awards Trust	186.14	186.14	186.14
747	Health Professional Loan Repayment & Scholarship Program	33,057,297.34	410,472.66	483,263.79	32,984,506.21	56,626.48	33,041,132.69
748	WA Career and College Pathways Innov Challenge	12,194,031.42	35,933.00	64,518.14	12,165,446.28	21,250.00	12,186,696.28
781	Cross-State Trail	473.10	473.10	473.10

RECEIPTS & DISBURSEMENTS FOR TREASURER'S TRUST FUNDS

		November 1, 2023	November 2023		November 30, 2023		
		Beginning Book Balance	Plus Receipts	Less Disbursements	Ending Book Balance	Outstanding Warrants	Ending Cash Balance
GENERAL FUND (Continued)							
793	Health Insurance Pool	\$	\$	\$	\$	\$	\$
835	Four Year Student Child Care in Higher Education	78,198.57	6,816.00	71,382.57	71,382.57
TOTAL GENERAL FUND		\$ 199,723,165.60	\$ 41,038,097.49	\$ 41,256,127.22	\$ 199,505,135.87	\$ 6,397,887.30	\$ 205,903,023.17
SPECIAL REVENUE FUNDS							
01F	Crime Victims' Compensation	\$ 3,395,757.35	\$ 142,297.75	\$	\$ 3,538,055.10	\$	\$ 3,538,055.10
03K	Industrial Insurance Premium Refund	7,312,876.11	21,363.97	56,357.32	7,277,882.76	7,277,882.76
04F	Real Estate Education Program	610,690.26	5,799.06	270.44	616,218.88	616,218.88
06H	Oral History, State Library, and Archives	315,596.86	18,904.39	81,512.60	252,988.65	2,025.27	255,013.92
06J	Securities Prosecution	868,371.02	302,669.81	1,171,040.83	1,171,040.83
07A	Mortgage Lending Fraud Prosecution	262,957.83	13,735.75	150,800.00	125,893.58	150,800.00	276,693.58
07B	Organ and Tissue Donation Awareness	48,058.69	40,468.17	49,657.48	38,869.38	49,657.48	88,526.86
07E	Contract Harvesting Revolving	10,405,665.15	38,614.68	4,244,052.47	6,200,227.36	99,879.30	6,300,106.66
07J	"Helping Kids Speak"	2,650.69	1,477.01	1,584.35	2,543.35	2,543.35
07K	Special License Plate Applicant Trust	12,206.00	12,206.00	12,206.00
07L	Legislative International Trade	1,160.09	49.24	1,110.85	1,110.85
07N	Produce Railcar Pool	52.57	0.15	52.72	52.72
07T	Commemorative Works	3,599.08	10.55	3,609.63	3,609.63
07V	Fish and Wildlife Enforcement Reward	124,688.27	7,159.30	4,815.49	127,032.08	127,032.08
08C	Gonzaga University Alumni Association	6,303.39	3,742.68	4,358.69	5,687.38	5,687.38
08F	Lighthouse Environmental Programs	11,918.66	5,051.67	6,748.02	10,222.31	10,222.31
08G	Flexible Spending Administrative	2,371,076.19	83,400.00	79,757.27	2,374,718.92	2,374,718.92
08J	Prescription Drug Consortium	78,408.01	152.19	78,255.82	78,255.82
08L	"Ski & Ride Washington"	6,955.89	2,100.00	3,157.00	5,898.89	5,898.89
08P	State Parks Education and Enhancement	358,555.01	9,545.68	6,197.95	361,902.74	500.00	362,402.74
08V	Veterans Stewardship	1,198,270.55	46,535.13	59,519.79	1,185,285.89	1,368.65	1,186,654.54
08W	"Washington's National Park Fund"	32,104.29	21,863.38	27,689.72	26,277.95	26,277.95
098	Eastern Washington Pheasant Enhancement	118,317.32	27,190.57	55,200.22	90,307.67	37.99	90,345.66
09A	We Love Our Pets	12,872.91	3,362.35	5,224.34	11,010.92	11,010.92
09B	Boating Safety Education Certification	890,910.76	4,720.00	11,641.37	883,989.39	1,736.91	885,726.30
09J	Washington Coastal Crab Pot Buoy Tag	197,765.89	20,875.00	5,066.31	213,574.58	213,574.58
09K	Life Sciences Discovery	897,883.71	2,629.56	900,513.27	900,513.27
09L	Nursing Resource Center	687,900.83	72,012.00	137,625.02	622,287.81	5.00	622,292.81
10F	"Share the Road"	17,139.73	4,953.67	6,517.02	15,576.38	15,576.38

RECEIPTS & DISBURSEMENTS FOR TREASURER'S TRUST FUNDS

		November 1, 2023	November 2023			November 30, 2023		
		Beginning Book Balance	Plus Receipts	Less Disbursements	Ending Book Balance	Outstanding Warrants	Ending Cash Balance	
SPECIAL REVENUE FUNDS (Continued)								
11A	Employment Training Finance	\$ 405,969.30	\$ 7,459.87	\$	\$ 413,429.17	\$	\$	413,429.17
11J	Electronic Products Recycling	983,572.68	56,677.00	22,445.91	1,017,803.77		1,017,803.77
11P	Large On-Site Sewage Systems
11V	Veteran Estate Management	43,914.14	32,304.08	47,397.69	28,820.53	76.76		28,897.29
126	Agricultural Local	32,183,488.29	3,031,993.70	3,225,986.95	31,989,495.04	69,365.43		32,058,860.47
128	Grain Inspection Revolving	(1,064,671.10)	1,123,674.96	1,319,089.45	(1,260,085.59)	1,696.48		(1,258,389.11)
12E	Assisted Living Facility Management	703,356.80	(28,109.45)	731,466.25		731,466.25
12F	Manufactured/Mobile Home Dispute Resol	2,330,339.80	99,503.25	58,663.92	2,371,179.13		2,371,179.13
12G	Rockfish Research	330,622.40	5,340.10	17,860.18	318,102.32	0.50		318,102.82
12H	Uniformed Service Shared Leave Pool	1,032,669.05	3,518.29	1,029,150.76		1,029,150.76
12N	Get Ready For Math & Science Schlarshp	283,153.41	1,790.54	284,943.95		284,943.95
133	Children's Trust	426,252.69	2,998.52	429,251.21	60.00		429,311.21
14E	Washington State Library Operations	5,330,514.40	349,179.63	649,042.50	5,030,651.53	8,096.01		5,038,747.54
14W	Reduced Cigarette Ignition Propensity	800,068.26	2,675.41	769.59	801,974.08		801,974.08
15T	Broadband Mapping
15V	Funeral and Cemetery	597,902.90	97,709.60	72,142.39	623,470.11	131.72		623,601.83
15W	Guaranteed Asset Protection Waiver	19,750.00	19,750.00		19,750.00
163	Worker and Community Right to Know	4,527,212.40	140,281.71	144,962.99	4,522,531.12	247.49		4,522,778.61
169	Horse Racing Commission Operating	1,662,518.57	49,574.61	297,182.66	1,414,910.52	566.16		1,415,476.68
16B	Landscape Architects' License	434,027.06	24,873.71	25,994.95	432,905.82	65.89		432,971.71
16E	Spec Forest Products Outreach/Education	76,887.45	161.02	77,048.47		77,048.47
16G	Universal Vaccine Purchase	20,138,534.27	6,517,091.81	12,215,335.53	14,440,290.55	569,983.50		15,010,274.05
16L	Accessible Communities	1,021,728.45	19,073.05	15,642.08	1,025,159.42		1,025,159.42
16N	Disabled Veterans Assistance
16T	Product Stewardship Programs	273,584.59	2,225.42	271,359.17		271,359.17
17L	Foreclosure Fairness	1,921,774.01	217,750.00	1,263,914.89	875,609.12		875,609.12
17M	Individual-Based/Portable Background Check Clearance	792,333.56	792,333.56		792,333.56
17V	Volunteer Firefighters	6,092.34	2,366.01	3,157.01	5,301.34		5,301.34
180	Local Government Administrative Hearings	185,832.48	2,298.00	183,534.48		183,534.48
189	Clarke-McNary
18A	Investing In Innovation
18E	Educator Certification Processing	5,268,294.87	109,884.00	315,372.03	5,062,806.84	100,648.00		5,163,454.84
18M	Music Matters Awareness	6,806.34	4,160.34	4,958.35	6,008.33		6,008.33
18N	Damage Prevention	154,608.86	2,700.00	500.00	156,808.86	500.00		157,308.86

RECEIPTS & DISBURSEMENTS FOR TREASURER'S TRUST FUNDS

		November 2023			November 30, 2023		
		November 1, 2023					
		Beginning Book Balance	Plus Receipts	Less Disbursements	Ending Book Balance	Outstanding Warrants	Ending Cash Balance
SPECIAL REVENUE FUNDS (Continued)							
18R	Seattle Sounders FC	\$ 5,575.98	\$ 2,580.67	\$ 3,265.04	\$ 4,891.61	\$	\$ 4,891.61
190	Forest Fire Protection Assessment	8,991,035.33	207.42	(1,331,866.52)	10,323,109.27	25,793.85	10,348,903.12
193	State Forest Nursery Revolving	(379,932.01)	808.97	(86,298.26)	(292,824.78)	2,046.54	(290,778.24)
195	Energy	0.21	0.21	0.21
197	Statute Law Committee Publications	816,234.69	41,596.15	7,136.24	850,694.60	850,694.60
198	Access Road Revolving	4,606,548.81	4,514.08	(352,548.61)	4,963,611.50	29,206.66	4,992,818.16
19B	School for the Blind	2,621,557.71	729,387.44	456,214.64	2,894,730.51	2,894,730.51
19E	4-H Program	389.67	420.00	417.67	392.00	392.00
19F	Seattle Seahawks	46,507.06	16,695.00	20,973.75	42,228.31	42,228.31
19H	Center for Deaf/Hard of Hearing Youth	1,748,957.83	69,087.65	1,818,045.48	1,818,045.48
19M	Seattle University	15,332.20	560.00	725.68	15,166.52	15,166.52
19P	Child Rescue	120,143.96	497.41	120,641.37	120,641.37
19R	Residential Services and Support	89,104.72	89,104.72	89,104.72
19W	Wolf-Livestock Conflict	283,458.83	700.00	282,758.83	282,758.83
205	Mobile Home Park Relocation	3,840,273.53	131,654.13	88,123.88	3,883,803.78	11,000.00	3,894,803.78
206	Cost of Supervision
209	Regional Fisheries Enhancement Group	1,892,157.62	16,893.40	76,198.59	1,832,852.43	43.87	1,832,896.30
20A	State Flower	3,101.00	1,701.01	2,506.00	2,296.01	2,296.01
20D	CPA Scholarship Transfer	100,000.00	100,000.00	100,000.00
20E	WA Internet Crimes Against Children	1,468,539.05	333.33	1,468,205.72	1,468,205.72
20G	Washington Farmers and Ranchers	676.67	291.67	504.00	464.34	464.34
20P	Nursing Facility Quality Enhancement	5,211,428.28	(994,611.72)	6,206,040.00	6,206,040.00
20W	Washington Tennis	14,225.11	196.00	14,421.11	14,421.11
210	Fire Protection Contractor License	982,955.90	75,621.25	54,313.21	1,004,263.94	1,004,263.94
213	Veterans' Emblem	27,155.43	196.00	27,351.43	27,351.43
214	Temporary Worker Housing	280,308.60	16,177.00	11,983.06	284,502.54	90.00	284,592.54
219	Air Operating Permit	2,878,224.00	(4,785.67)	128,203.36	2,745,234.97	79.35	2,745,314.32
21A	Washington State Wrestling	777.01	417.67	721.01	473.67	473.67
21C	Washington Sexual Assault Kit	19,436.57	19,436.57	19,436.57
21F	Fred Hutch	721.01	632.93	721.01	632.93	632.93
21G	Washington State Aviation	169,023.85	2,853.67	171,877.52	171,877.52
21N	NE WA Wolf-Livestock Management	697,801.89	2,174.68	99,593.28	600,383.29	600,383.29
21Q	Forest Health Revolving	33,577,177.00	118,227.56	(595,702.44)	34,291,107.00	454.18	34,291,561.18
21U	Veteran's In-State Service Shared Leave Pool	308,088.13	(786.10)	308,874.23	308,874.23

RECEIPTS & DISBURSEMENTS FOR TREASURER'S TRUST FUNDS

	November 1, 2023		November 2023		November 30, 2023		
	Beginning Book Balance	Plus Receipts	Less Disbursements	Ending Book Balance	Outstanding Warrants	Ending Cash Balance	
SPECIAL REVENUE FUNDS (Continued)							
21W K-12 Criminal Background Check	\$ 304,192.48	\$ 279,311.75	\$ 40,293.65	\$ 543,210.58	\$ 95.25	\$ 543,305.83	
225 Fingerprint Identification	6,065,631.39	872,697.09	700,264.65	6,238,063.83	1,998.27	6,240,062.10	
22G Photovoltaic Module Recycling	5,671.90	(217.88)	5,889.78	5,889.78	
22H Foster Parent Shared Leave Pool	334,100.96	2,808.00	331,292.96	3,204.80	334,497.76	
22K Watershed Restoration Enhancement	786,400.00	30,450.00	816,850.00	816,850.00	
22L Public Use General Aviation Airport Loan Revolving	9,612,108.21	29,202.85	363,545.85	9,277,765.21	9,277,765.21	
22N Fish and Wildlife Federal Lands Revolving	(284.60)	(79.30)	14,364.00	(14,727.90)	(14,727.90)	
22P Natural Resources Federal Lands Revolving	10,003,168.58	32,164.54	(1,057,348.07)	11,092,681.19	11,092,681.19	
22Q Seattle Mariners	3,242.08	3,242.08	3,242.08	
23A Student Loan Advocate	731,379.70	16,813.43	714,566.27	42.89	714,609.16	
23C Department of Licensing Tuition Recovery	156,340.28	1,420.51	600.00	157,160.79	157,160.79	
23D Student Achievement Council Tuition Recovery Trust	450,005.34	9,812.09	459,817.43	459,817.43	
23K Smoke Detection Device Awareness	36,533.32	36,533.32	36,533.32	
23M County Road Administration Board Emergency Loan	2,604,758.65	7,632.75	2,612,391.40	2,612,391.40	
24C San Juan Islands Programs	4,587.34	3,644.69	4,809.01	3,423.02	3,423.02	
24D Seattle Storm	
24E Washington State Library-Archives Building	19,234,682.52	259,865.90	19,494,548.42	19,494,548.42	
24G Hemp Regulatory	266,517.26	3,379.73	5,862.25	264,034.74	5,025.00	269,059.74	
24R Energy Independence Act Special	
24S Seattle NHL Hockey	3,118.50	2,516.50	3,223.50	2,411.50	6,660.50	9,072.00	
24T State Firearms Background Check System	1,837,631.06	354,601.30	1,483,029.76	461.80	1,483,491.56	
259 Coastal Crab	139,907.06	2,660.00	5,045.27	137,521.79	87.11	137,608.90	
25A Washington Apples	385.01	3,070.67	3,126.68	329.00	28.00	357.00	
25R Recycled Content	543,986.88	9,826.88	38,428.13	515,385.63	515,385.63	
25S Recycling Enhancing	
25V Washington State Attorney General Charitable Asset Protection	718,314.55	69,481.50	67,429.97	720,366.08	10,800.00	731,166.08	
26G Energy Facility Site Eval Council	17,445.67	619,645.06	675,604.51	(38,513.78)	88,814.51	50,300.73	
26J WA State Leadership Board Spec Lic Plate	467,518.05	9,495.59	477,013.64	477,013.64	
26S Patches Pal License Plate	1,204.00	1,073.34	1,260.00	1,017.34	1,260.00	2,277.34	
274 Adult Family Home	534,792.13	1,823.89	532,968.24	532,968.24	
27D Driver Resource Center	3,606,744.06	203,529.09	3,403,214.97	203,477.97	3,606,692.94	
27N Washington Wine License Plate	8,229.67	336.00	8,565.67	8,565.67	

RECEIPTS & DISBURSEMENTS FOR TREASURER'S TRUST FUNDS

		November 1, 2023	November 2023		November 30, 2023		
		Beginning Book Balance	Plus Receipts	Less Disbursements	Ending Book Balance	Outstanding Warrants	Ending Cash Balance
SPECIAL REVENUE FUNDS (Continued)							
27R	Medical for People Living with HIV Rebate Revenue	\$ 2,380,712.65	\$ 24,532.05	\$ 3,274,660.38	\$ (869,415.68)	\$ 105,102.44	\$ (764,313.24)
27S	Child Sexual Abuse/Trafficking Prevention
27V	WA State Attorney General Humane Detention
281	Impaired Driving Safety	(316,014.26)	86,552.56	95.20	(229,556.90)	(229,556.90)
283	Juvenile Accountability Incentive	323,501.67	947.96	324,449.63	324,449.63
28C	Responsible Battery Management
28L	WA State Eastern WA Cultural Land Feature
297	Pipeline Safety	3,568,792.32	62,275.12	272,938.34	3,358,129.10	1,131.41	3,359,260.51
298	Geologists'	375,374.09	32,663.39	24,106.38	383,931.10	200.89	384,131.99
300	Financial Services Regulation	40,732,881.62	1,716,765.45	3,298,543.73	39,151,103.34	36,749.79	39,187,853.13
320	Puget Sound Crab Pot Buoy Tag	20,932.24	375.00	913.84	20,393.40	20,393.40
328	Crim Justice Training Commis Firing Range Maintenance	213,403.00	213,403.00	213,403.00
416	Surplus and Donated Food Commodities Revolving	1,404,893.76	1,074,763.93	771,128.25	1,708,529.44	1,708,529.44
424	Anti-Trust Revolving	940,787.31	2,000,000.00	850,018.02	2,090,769.29	1,278.41	2,092,047.70
474	School Employees Flexible & Dependent Care Administration	80,784.06	33,287.21	47,496.85	47,496.85
480	Financial Education Public-Private Partnership	131,041.17	131,041.17	131,041.17
485	Horse Racing Owners' Bonus/Breeder Awards	441,225.25	212,870.67	654,095.92	654,095.92
495	Toll Collection	26,212,625.63	18,596,772.31	18,548,292.98	26,261,104.96	118,772.40	26,379,877.36
496	Educator Conditional Scholarship	5,708,023.82	21,259.49	67,858.36	5,661,424.95	12,000.00	5,673,424.95
497	Horse Racing Commission Class C Purse Fund	246,264.67	3,900.77	250,165.44	250,165.44
498	Washington State Council of Fire Fighters Benevolent	14,633.06	6,591.66	9,079.03	12,145.69	12,145.69
499	Law Enforcement Memorial	51,910.45	21,798.06	26,978.07	46,730.44	46,730.44
501	Liquor Revolving	38,891,863.67	11,629,186.43	3,692,497.02	46,828,553.08	126,578.42	46,955,131.50
503	Tuition Recovery	4,501,135.64	22,989.82	8,088.82	4,516,036.64	4,516,036.64
515	DNA Data Base	1,087,721.66	16,187.48	105,915.75	997,993.39	997,993.39
516	Fruit and Vegetable Inspection	7,801,335.34	1,276,991.75	1,547,422.80	7,530,904.29	46,537.21	7,577,441.50
536	Federal Food Service Revolving	2,392,067.22	3,579,154.36	4,296,907.65	1,674,313.93	290,525.09	1,964,839.02
553	Performance Audits of Government	18,217,031.72	1,927,191.66	1,876,101.92	18,268,121.46	6,954.71	18,275,076.17
561	Community Technical College Innovation	6,453,244.62	416,496.75	967,327.64	5,902,413.73	5,902,413.73
687	Rural Rehabilitation	21,130.01	78.87	21,208.88	21,208.88
688	Federal Local Rail Service Assistance	85,214.17	211.37	85,425.54	85,425.54

RECEIPTS & DISBURSEMENTS FOR TREASURER'S TRUST FUNDS

		November 1, 2023	November 2023		November 30, 2023		
		Beginning Book Balance	Plus Receipts	Less Disbursements	Ending Book Balance	Outstanding Warrants	Ending Cash Balance
SPECIAL REVENUE FUNDS (Continued)							
731	Child Care Facility Revolving	\$ 77,253.14	\$ 226.38	\$	\$ 77,479.52	\$	\$ 77,479.52
732	Nursing Home Civil Penalties	2,433,637.93	(15,000.00)	2,448,637.93	2,448,637.93
746	Hanford Area Economic Investment	4,771.80	4,771.80	4,771.80
749	Governor's Interagency Committee of State Employed Women	162,259.40	6,627.40	155,632.00	2,500.09	158,132.09
761	Basic Health Plan Subscription	250,744.09	250,744.09	250,744.09
763	Center for the Improvement of Student Learning	35,600.68	35,600.68	35,600.68
773	Commission on Higher Ed Prof Student Ex Program	51,200.00	51,200.00	51,200.00
774	University of Washington License Plate	127,535.73	21,793.39	149,329.12	149,329.12
776	Washington State University License Plate	60,207.20	47,548.80	107,756.00	28.00	107,784.00
778	Western Washington University License Plate	669.67	805.01	1,003.34	471.34	471.34
779	Eastern Washington University License Plate	145,496.59	3,374.01	148,870.60	148,870.60
780	School Zone Safety Account	1,367,839.58	21,069.89	1,969.72	1,386,939.75	1,386,939.75
783	Central Washington University License Plate	8,635.69	1,204.00	9,839.69	9,839.69
784	Miscellaneous Transportation Programs	(39,550,853.38)	35,706,959.56	44,483,621.51	(48,327,515.33)	3,787,785.91	(44,539,729.42)
786	The Evergreen State College License Plate	35,523.40	585.67	36,109.07	36,109.07
789	Advanced Environmental Mitigation Revolving	1,273,296.61	3,820.90	1,277,117.51	1,277,117.51
816	Stadium and Exhibition Center	1,814,709.75	2,318,048.60	1,129,439.22	3,003,319.13	3,003,319.13
821	Impaired Physician	352,181.65	157,978.00	164,349.11	345,810.54	100.00	345,910.54
823	Livestock Nutrient Management	31,633.76	350.00	31,983.76	31,983.76
833	Developmental Disabilities Endowment Trust	3,897,801.69	(83,078.02)	131,920.59	3,682,803.08	3,682,803.08
834	Capitol Furnishings Preservation Committee	43,987.98	43,987.98	43,987.98
878	Federal Forest Revolving	6,808.19	19.95	6,828.14	6,828.14
880	Advance Right-of-Way Revolving	52,437,785.59	668,404.06	8,668,786.65	44,437,403.00	44,437,403.00
884	Gambling Revolving	19,092,495.58	1,533,033.42	1,258,698.77	19,366,830.23	90,583.71	19,457,413.94
885	Plumbing Certificate	1,346,576.14	135,967.48	172,848.63	1,309,694.99	716.60	1,310,411.59
892	Pressure Systems Safety	1,045,913.12	226,546.33	185,619.33	1,086,840.12	274.69	1,087,114.81
TOTAL SPECIAL REVENUE FUNDS		\$ 448,579,377.21	\$ 99,771,133.77	\$ 119,577,038.62	\$ 428,773,472.36	\$ 6,075,938.86	\$ 434,849,411.22
CAPITAL PROJECTS FUNDS							
366	Watershed Restoration Enhancement Bond	\$ (347,800.61)	\$	\$ 595,270.21	\$ (943,070.82)	\$	\$ (943,070.82)
377	Watershed Restoration Enhancement Taxable Bond

RECEIPTS & DISBURSEMENTS FOR TREASURER'S TRUST FUNDS

	November 1, 2023		November 2023		November 30, 2023	
	Beginning Book Balance		Plus Receipts	Less Disbursements	Ending Book Balance	Outstanding Warrants
TOTAL CAPITAL PROJECTS FUNDS	\$ (347,800.61)	\$	\$ 595,270.21	\$ (943,070.82)	\$	\$ (943,070.82)
PERMANENT FUNDS						
842 American Indian Scholarship Endowment	\$ 298,893.27	\$ 930.20	\$	\$ 299,823.47	\$	\$ 299,823.47
852 Foster Care Scholarship Endowment	4,011.90	11.76	4,023.66	4,023.66
TOTAL PERMANENT FUNDS	\$ 302,905.17	\$ 941.96	\$	\$ 303,847.13	\$	\$ 303,847.13
ENTERPRISE FUNDS						
22E Family and Medical Leave Enforcement	\$ 430,583.18	\$ 2,397.70	\$	\$ 432,980.88	\$	\$ 432,980.88
22F Family and Medical Leave Insurance	231,330,163.07	320,498,420.63	133,142,916.29	418,685,667.41	995,543.99	419,681,211.40
413 Municipal Revolving	5,250,962.47	3,260,168.71	3,305,885.00	5,205,246.18	7,615.24	5,212,861.42
438 Uniform Dental Plan Benefits Administration	618,163.37	618,165.00	613,915.68	622,412.69	622,412.69
439 Uniform Medical Plan Benefits Administration	5,161,658.44	5,504,116.00	5,336,003.17	5,329,771.27	5,329,771.27
442 Legislative Gift Center	228,454.37	13,539.82	14,251.96	227,742.23	1,002.00	228,744.23
445 Self-Insured Emplr Overpymt Reimb	1,257,257.79	50,334.75	1,307,592.54	1,307,592.54
446 Industrial Insurance Rainy Day Fund
449 Certificates of Participation and Other Financing - Local	471,479.25	5,618,916.49	5,667,204.13	423,191.61	5,000.00	428,191.61
456 Separately Managed State Treasurer's Service	204,339.36	19,873.46	12,347.15	211,865.67	211,865.67
470 Imaging	213,712.78	10,590.86	45,551.14	178,752.50	178,752.50
473 School Employees Insurance Reserve	69,015,242.13	(9,607,764.08)	59,407,478.05	59,407,478.05
475 School Employees Dental Benefits Administration	936,581.07	462,056.39	474,524.68	474,524.68
477 Lottery Investment	(10,047.10)	(5,963.49)	(4,083.61)	(4,083.61)
493 School Employees' Insurance	809,012.78	82,412,375.23	161,664,438.47	(78,443,050.46)	328,437.71	(78,114,612.75)
494 School Employees' Benefits Board Administration	3,584,294.66	240,653.00	1,978,914.40	1,846,033.26	1,846,033.26
543 Judicial Information Systems	9,066,600.51	1,208,650.74	4,876,140.92	5,399,110.33	84,484.42	5,483,594.75
544 Pollution Liability Insurance Program Trust	46,292,779.04	4,561,393.87	715,997.86	50,138,175.05	50,138,175.05
545 Heating Oil Pollution Liability Trust	1,996,060.97	38,000.00	88,160.13	1,945,900.84	1,945,900.84
567 Long-Term Services and Supports Trust	62,760,824.80	198,634,381.87	227,074,198.28	34,321,008.39	34,321,008.39
721 Public Employees' and Retirees' Insurance	166,955,956.70	325,601,673.43	325,940,761.28	166,616,868.85	4,955,300.69	171,572,169.54
730 Public Employees' and Retirees' Insurance Reserve	141,642,412.38	1,608,056.04	143,250,468.42	143,250,468.42
788 Advanced College Tuition Payment Program	764,268.57	12,943,699.26	13,533,512.56	174,455.27	2,129,964.06	2,304,419.33
TOTAL ENTERPRISE FUNDS	\$ 748,980,760.59	\$ 953,237,642.78	\$ 884,466,291.32	\$ 817,752,112.05	\$ 8,507,348.11	\$ 826,259,460.16

RECEIPTS & DISBURSEMENTS FOR TREASURER'S TRUST FUNDS

		November 1, 2023	November 2023		November 30, 2023		
		Beginning Book Balance	Plus Receipts	Less Disbursements	Ending Book Balance	Outstanding Warrants	Ending Cash Balance
INTERNAL SERVICE FUNDS							
411	Natural Resources Equipment	\$ 15,677,659.03	\$ 13,606.95	\$ (297,690.14)	\$ 15,988,956.12	\$ 88,325.85	\$ 16,077,281.97
421	Education Technology Revolving Fund	17,785,838.36	1,781,159.19	16,004,679.17	194,022.26	16,198,701.43
422	General Administration Services	39,940,787.91	57,768,621.70	22,985,178.46	74,724,231.15	1,770,069.26	76,494,300.41
436	OFM Labor Relations Service	2,982,840.56	646,429.59	478,763.63	3,150,506.52	1,310.04	3,151,816.56
444	Fish & Wildlife Equipment	227,011.40	190,887.80	419,406.89	(1,507.69)	(1,507.69)
453	Minority and Women's Business Enterprises	2,336,789.04	482,410.84	125,691.23	2,693,508.65	2,803.91	2,696,312.56
458	Consolidated Technology Services Revolving	12,403,651.95	14,284,564.53	12,940,974.09	13,747,242.39	246,428.36	13,993,670.75
461	Shared Information Technology System Revolving
466	Statewide Info Tech System Development Revolving	41,918,171.03	4,098,559.39	5,093,891.98	40,922,838.44	3,770.60	40,926,609.04
471	State Patrol Nonappropriated Airplane Revolving	236,388.51	15,215.92	56,900.47	194,703.96	6,977.65	201,681.61
472	Statewide Info Tech System Maintenance & Operations Revolving	30,437,091.00	3,595,369.78	4,752,325.40	29,280,135.38	1,263,715.49	30,543,850.87
546	Risk Management	(1,872,223.60)	1,709,618.01	1,286,607.09	(1,449,212.68)	(1,449,212.68)
547	Liability	(90,390,912.57)	213,189.30	13,559,420.44	(103,737,143.71)	10,469,940.88	(93,267,202.83)
739	Certificates of Participation and Other Financing - State	955,101.95	44,301,024.51	33,848,108.88	11,408,017.58	800.00	11,408,817.58
TOTAL INTERNAL SERVICE FUNDS		\$ 72,638,194.57	\$ 127,319,498.32	\$ 97,030,737.61	\$ 102,926,955.28	\$ 14,048,164.30	\$ 116,975,119.58
PRIVATE PURPOSE FUNDS							
196	Unclaimed Personal Property	\$ 1,229,639.60	\$ 4,743,623.38	\$ 5,739,327.60	\$ 233,935.38	\$ 6,091,458.57	\$ 6,325,393.95
463	WA College Savings Program	(438,758.65)	52,444.61	71,707.50	(458,021.54)	94.23	(457,927.31)
738	Department of Social and Health Services Trust	53,654.52	53,654.52	53,654.52
799	WA Achieving a Better Life Experience Program	127,197.88	351.88	127,549.76	127,549.76
TOTAL PRIVATE PURPOSE FUNDS		\$ 971,733.35	\$ 4,796,419.87	\$ 5,811,035.10	\$ (42,881.88)	\$ 6,091,552.80	\$ 6,048,670.92
PENSION TRUST FUNDS							
838	LEOFF Retirement System Benefits Improvement	\$	\$	\$	\$	\$	\$
TOTAL PENSION TRUST FUNDS		\$	\$	\$	\$	\$	\$
CUSTODIAL FUNDS							
165	Salary Reduction	\$ 3,882,410.60	\$ 10,438,818.45	\$ 3,217,607.58	\$ 11,103,621.47	\$	\$ 11,103,621.47
16C	Real Estate/Property Tax Admin Assistance	43,740.00	37,080.00	43,740.00	37,080.00	37,080.00
17A	County 911 Excise Tax	6,932,092.22	(93,599.75)	7,025,691.97	7,025,691.97
525	Washington State Combined Fund Drive	368,935.35	374,876.89	45,945.09	697,867.15	78,700.53	776,567.68

RECEIPTS & DISBURSEMENTS FOR TREASURER'S TRUST FUNDS

		November 1, 2023	November 2023		November 30, 2023		
		Beginning Book Balance	Plus Receipts	Less Disbursements	Ending Book Balance	Outstanding Warrants	Ending Cash Balance
CUSTODIAL FUNDS (Continued)							
660	Natural Resources Deposit	\$ 56,758,677.43	\$ 32,706,689.55	\$ 37,579,448.10	\$ 51,885,918.88	\$ 121,004.16	\$ 52,006,923.04
734	Centennial Document Preservation and Modernization	708,925.37	162,232.17	871,157.54	871,157.54
737	High Occupancy Vehicle
757	Maritime Historic Restoration and Preservation	3,815.96	247.27	4,063.23	4,063.23
797	Local Tourism Promotion	2,252,644.61	205,991.78	2,046,652.83	2,046,652.83
802	School Employees Salary Reduction	(2,367,103.76)	4,908,580.80	1,529,254.59	1,012,222.45	141.67	1,012,364.12
TOTAL CUSTODIAL FUNDS		\$ 68,584,137.78	\$ 48,628,525.13	\$ 42,528,387.39	\$ 74,684,275.52	\$ 199,846.36	\$ 74,884,121.88
TOTAL TREASURER'S TRUST FUNDS		\$ 1,539,432,473.66	\$ 1,274,792,259.32	\$ 1,191,264,887.47	\$ 1,622,959,845.51	\$ 41,320,737.73	\$ 1,664,280,583.24

INVESTMENT STATEMENT

Fund / Account	November 1, 2023	Purchased	Maturities & Sales	Amortization	November 30, 2023
Treasury & Treasurer's Trust					
Investments (trade date basis)	\$ 18,219,759,296.65	\$ 4,940,344,797.16	\$ 3,899,238,864.00	\$ 10,163,752.11	\$ 19,271,028,981.92
Reverse Repurchase Agreements
Purchased Accrued Interest	5,363,179.70	697,829.90	920,261.82	5,140,747.78
Total Treasury & Treasurer's Trust	<u>\$ 18,225,122,476.35</u>	<u>\$ 4,941,042,627.06</u>	<u>\$ 3,900,159,125.82</u>	<u>\$ 10,163,752.11</u>	<u>\$ 19,276,169,729.70</u>
Local Government Investment Pool					
Investments (trade date basis)	\$ 26,299,567,005.06	\$ 146,137,004,495.60	\$ 145,768,550,083.14	\$ 41,836,346.29	\$ 26,709,857,763.81
Reverse Repurchase Agreements
Purchased Accrued Interest	268,172.80	268,172.80
Total Local Government Investment Pool	<u>\$ 26,299,567,005.06</u>	<u>\$ 146,137,272,668.40</u>	<u>\$ 145,768,550,083.14</u>	<u>\$ 41,836,346.29</u>	<u>\$ 26,710,125,936.61</u>
Separately Managed Accounts					
Investments (trade date basis)	\$ 1,046,995,958.56	\$ 53,553,914.01	\$ 41,548,935.55	\$ 477,075.77	\$ 1,059,478,012.79
Purchased Accrued Interest	330,203.99	39,738.07	53,910.66	316,031.40
Total Separately Managed Accounts	<u>\$ 1,047,326,162.55</u>	<u>\$ 53,593,652.08</u>	<u>\$ 41,602,846.21</u>	<u>\$ 477,075.77</u>	<u>\$ 1,059,794,044.19</u>
Total All Accounts	<u>\$ 45,572,015,643.96</u>	<u>\$ 151,131,908,947.54</u>	<u>\$ 149,710,312,055.17</u>	<u>\$ 52,477,174.17</u>	<u>\$ 47,046,089,710.50</u>

INVESTMENT INTEREST INCOME & CAPITAL GAINS

Fund / Account	November 2023	November 2022	Fiscal Year 2024	Fiscal Year 2023
Treasury & Treasurer's Trust				
Cash	\$ 36,777,859.03	\$ 18,854,303.34	\$ 204,068,302.96	\$ 91,720,590.11
Custody Bank Fees	(12,235.04)	(55,268.26)	(57,041.80)
Other Bank Fees	(1,472.71)	(3,288.93)	(12,858.57)	(14,630.09)
Amortization	10,163,752.11	7,147,596.38	69,846,499.83	22,109,839.35
Accrued Interest	11,259,318.39	9,176,839.21	9,535,433.76	18,950,477.46
Gains and Losses	28,033.31	191,374.58
Total Treasury & Treasurer's Trust	\$ 58,199,456.82	\$ 35,191,248.27	\$ 283,382,109.72	\$ 132,900,609.61
Local Government Investment Pool				
Cash	\$ 74,530,085.50	\$ 34,512,105.82	\$ 335,815,177.17	\$ 128,757,088.17
Amortization	41,836,346.29	27,106,088.90	182,400,166.04	98,144,989.44
Accrued Interest	941,038.17	11,628,292.22	(212,873.31)	24,436,140.95
Gains and Losses	1,916.86	53,441.67	9,963.12	276,210.00
Total Local Government Investment Pool	\$ 117,309,386.82	\$ 73,299,928.61	\$ 518,012,433.02	\$ 251,614,428.56
Separately Managed Accounts				
Cash	\$ 1,026,665.87	\$ 785,598.06	\$ 7,859,451.72	\$ 4,993,199.86
Amortization	477,075.77	55,162.02	1,982,024.95	(97,645.91)
Accrued Interest	889,236.28	531,842.41	1,027,887.44	972,280.43
Gains and Losses	116.48	22,539.23
Total Separately Managed Accounts	\$ 2,392,977.92	\$ 1,372,718.97	\$ 10,869,364.11	\$ 5,890,373.61
Total All Accounts	\$ 177,901,821.56	\$ 109,863,895.85	\$ 812,263,906.85	\$ 390,405,411.78

**MIKE PELLICCIOTTI
STATE TREASURER
PO BOX 40200
OLYMPIA WA 98504-0200**

