



Washington State Treasurer's Monthly Report

December 2023



MIKE PELLICCIOTTI
State Treasurer

In accordance with the Americans with Disabilities Act, this publication will be made available in alternate formats upon request to the Office of the State Treasurer, Legislative Building, 2nd Floor, Olympia, Washington 98504-0200, telephone (360) 902-9000, fax (360) 902-9037 or TTY Users Call: 7-1-1. Web Site: <http://tre.wa.gov>.

Cover photo taken by Treasurer's Office staff.

TABLE OF CONTENTS

	<i>Page</i>
State Treasurer's Letter	1
General Fund	2
Treasury, Treasurer's Trust and Local Government Investment Pool Flow Chart.....	3
Treasury & Treasurer's Trust, Treasury and Treasurer's Trust Charts	4
General Fund and Local Government Investment Pool Charts	5
Receipts and Disbursements for Treasury Funds.....	6
Receipts and Disbursements for Treasurer's Trust Funds	20
Investment Statement	31
Investment Interest Income and Capital Gains.....	32



Mike Pellicciotti
State Treasurer

State of Washington
Office of the Treasurer
Legislative Building
P.O. Box 40200
Olympia, Washington 98504

(360) 902-9000 TTY 7-1-1
FAX (360) 902-9037
<http://tre.wa.gov>



Fellow Washingtonians,

I am pleased to report on the operations of the Office of the State Treasurer for the month of December 2023. At the close of the month, the total of the treasury & treasurer's trust book balances was \$18.5 billion with investment earnings distributed for the month of \$62.9 million.

Sincerely,

A handwritten signature in blue ink that reads "Mike Pellicciotti". The signature is fluid and cursive, written over a light blue horizontal line.

Mike Pellicciotti
Washington State Treasurer

GENERAL FUND

CURRENT MONTH AND FISCAL YEAR TO DATE COMPARISON

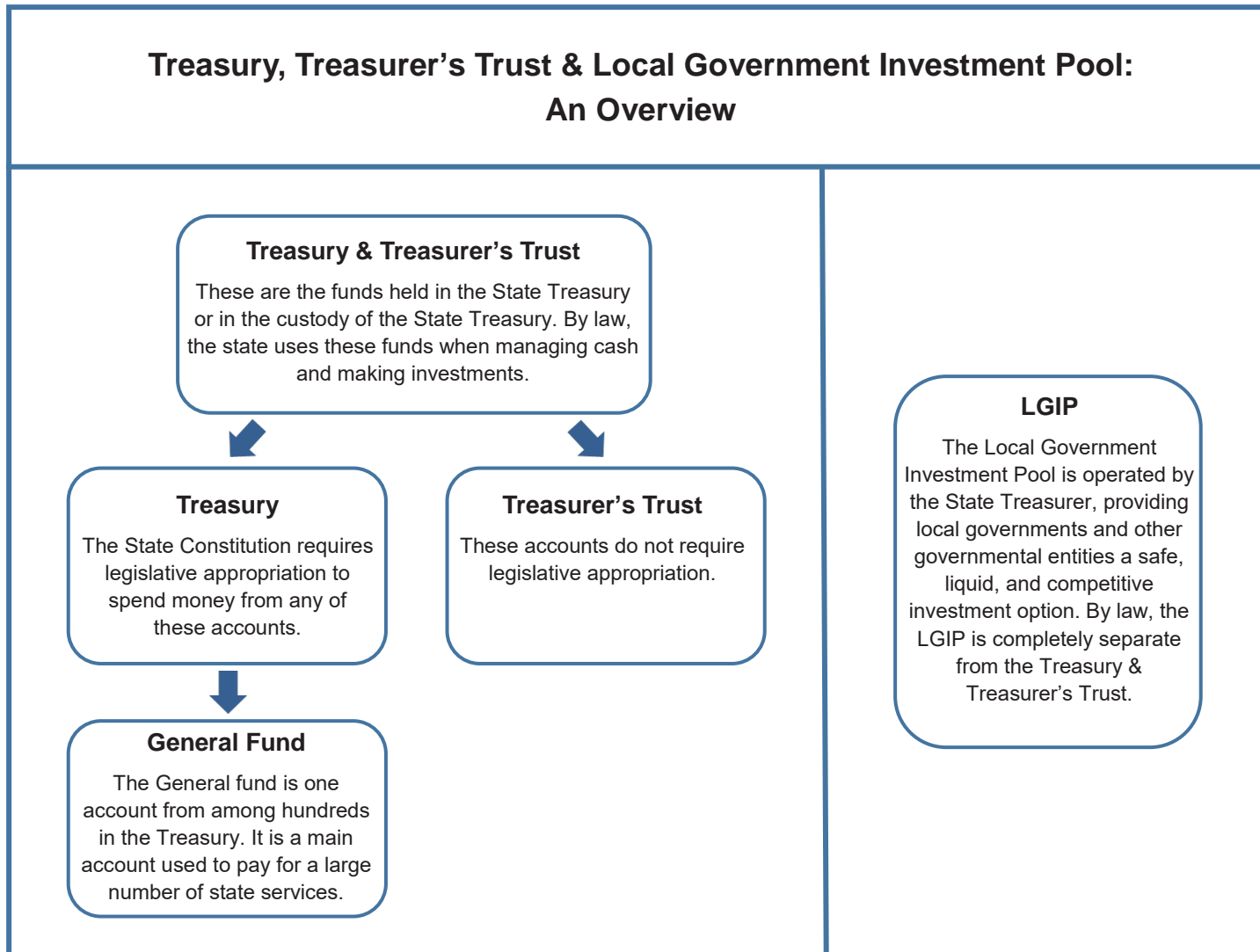
(In Millions)

	Month of December		Fiscal Year to Date	
	2023	2022	2024	2023
Beginning Book Balance	\$ 2,685.352	3,042.265	4,445.348	4,503.455
Cash Revenue	\$ 4,051.367	4,623.853	23,438.443	24,347.330
Other Cash Receipts	530.812	422.878	3,525.674	3,848.571
Total Cash Receipts	4,582.179	5,046.731	26,964.117	28,195.901
Total Cash Disbursements	5,300.494	5,151.449	29,442.428	29,761.809
Ending Book Balance	\$ 1,967.037	2,937.547	1,967.037	2,937.547
Cash Revenue				
Bond Retirement & Interest	\$ 0.000	\$ 0.000	\$ (0.118)	\$ (0.223)
Secretary of State	4.171	5.441	25.686	24.770
Department of Revenue:				
Retail Sales Tax	1,214.792	1,212.654	7,554.961	7,571.184
Business & Occupation Tax	522.289	512.882	3,178.254	3,148.443
Compensating Tax	78.726	76.813	496.463	499.124
Cigarette Tax	18.411	17.382	111.539	144.199
Public Utility Tax	41.229	41.274	233.598	241.361
Various Other Revenue	48.508	35.338	419.377	521.393
Insurance Commission	185.163	174.472	392.054	371.104
Liquor and Cannabis Board	36.503	39.299	73.790	93.754
Department of Licensing:				
Excise Tax - Other	0.013	0.009	0.084	0.076
Various Other Revenue	0.476	0.510	6.129	7.051
Department of Social & Health Services	13.268	4.141	33.942	24.235
Universities & Colleges	0.000	0.001	0.035	0.627
Treasurer's Transfers	(23.987)	(14.477)	(155.435)	(172.280)
Counties:				
Property Tax	294.453	363.279	2,074.523	2,014.515
Real Estate Excise Tax	81.723	113.471	571.168	823.631
Various Other Revenue	3.638	2.540	21.963	17.996
Federal Grants-In-Aid (All Agencies)	1,402.315	1,826.640	7,899.517	8,465.770
Revenues Distributed to Local Governments	(2.005)	(2.175)	(3.785)	(5.291)
Other Agencies' Cash Revenue	131.681	214.359	504.698	555.891
Total Cash Revenue	\$ 4,051.367	\$ 4,623.853	\$ 23,438.443	\$ 24,347.330

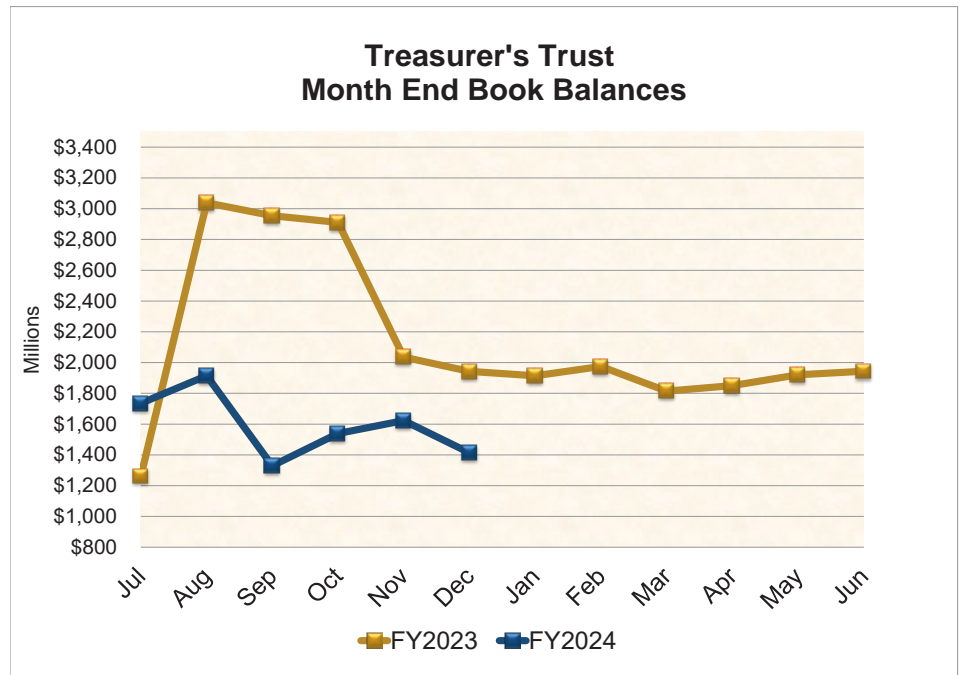
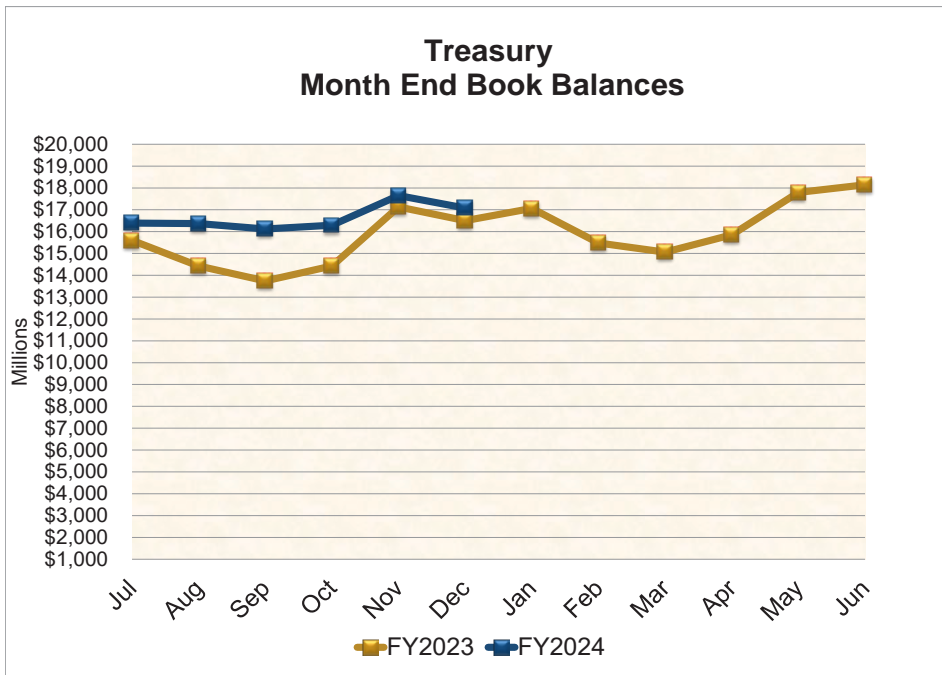
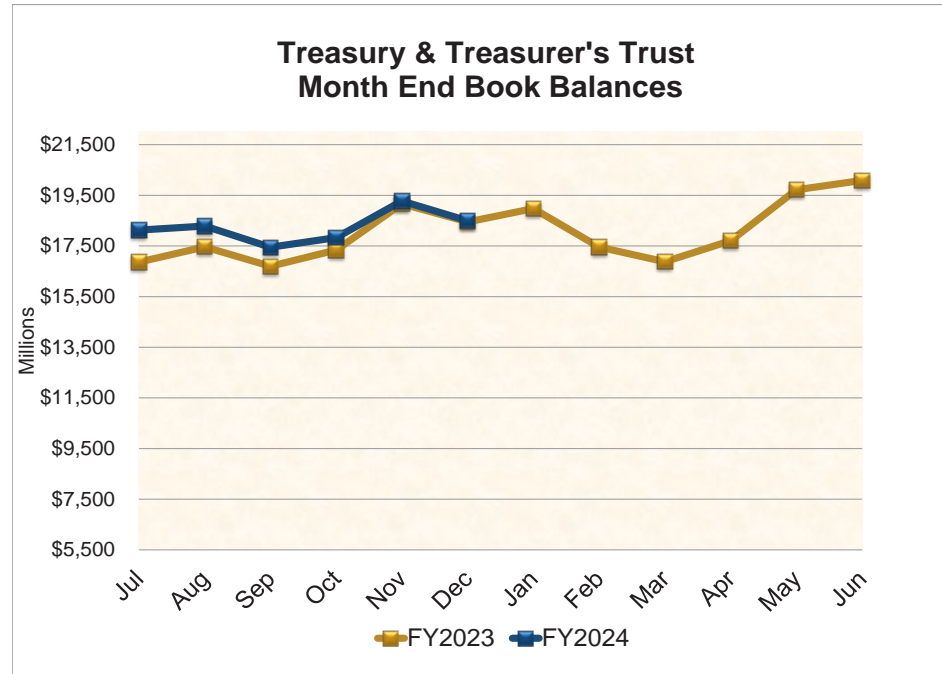
Source: Agency Financial Reporting System (AFRS)

TREASURY, TREASURER'S TRUST & LGIP FLOWCHART

The State Treasurer is charged with the cash management of public funds, which includes two categories of state funds and accounts: (1) funds and accounts located in the state treasury, which are subject to legislative appropriation; and (2) Treasurer's trust funds, which are accounts placed in the custody of the State Treasurer and not typically subject to legislative appropriation. Funds within these accounts are commingled for investment and cash management purposes. This flow chart describes the structure of the Treasury and Treasurer's Trust accounts. Month end balances of these accounts are shown on pages 4 and 5.

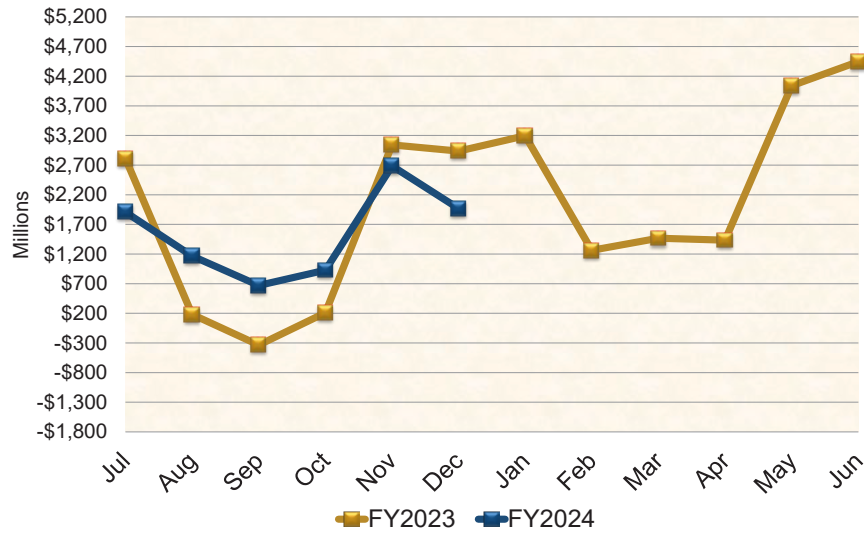


TREASURY & TREASURER'S TRUST CHARTS

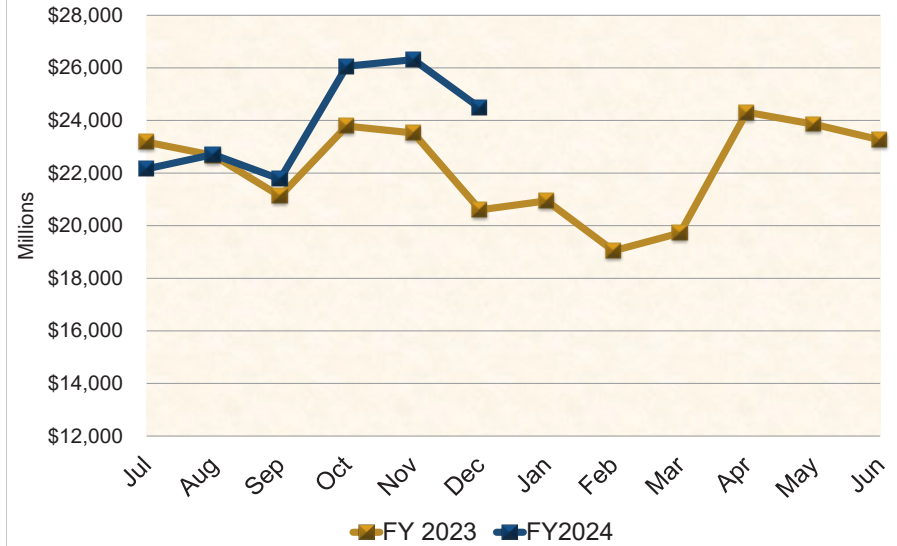


GENERAL FUND & LOCAL GOVERNMENT INVESTMENT POOL CHARTS

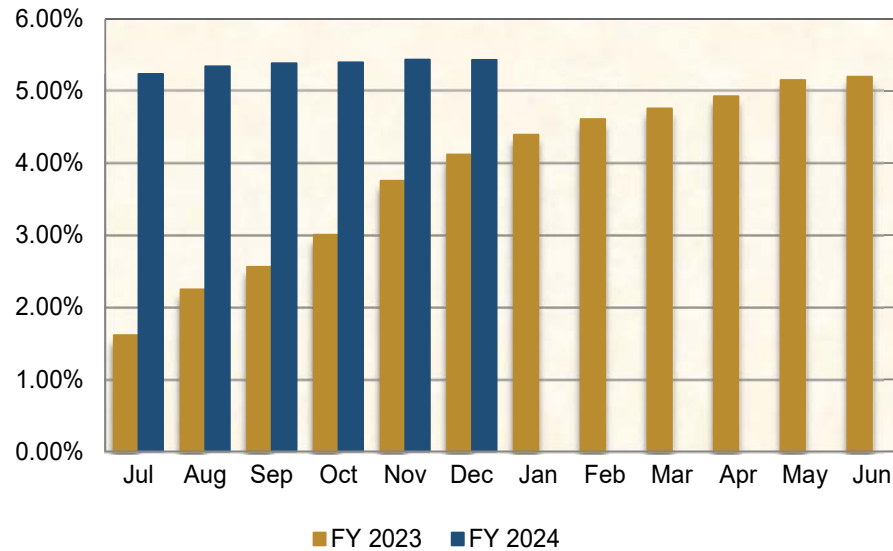
General Fund Month End Book Balances



Local Government Investment Pool Month End Book Balances



LGIP Net Yield (365 day basis)



RECEIPTS & DISBURSEMENTS FOR TREASURY FUNDS

		December 1, 2023	December 2023		December 31, 2023		
		Beginning Book Balance	Plus Receipts	Less Disbursements	Ending Book Balance	Outstanding Warrants	Ending Cash Balance
GENERAL FUND							
001	General	\$ 2,685,352,194.37	\$ 4,582,179,292.32	\$ 5,300,494,323.98	\$ 1,967,037,162.71	\$ 68,250,031.17	\$ 2,035,287,193.88
018	Millersylvania Park Current	210.50	210.50	210.50
01E	Geothermal	101,167.70	101,167.70	101,167.70
01N	Institutional Impact	19,144.72	19,144.72	19,144.72
02P	Flood Control Assistance	4,063,391.29	233,780.66	3,829,610.63	3,829,610.63
031	State Investment Board Expense	7,811,429.77	2,859,474.69	2,652,156.09	8,018,748.37	29,548.17	8,048,296.54
032	State Emergency Water Projects Revolving	221,616.92	221,616.92	221,616.92
03A	Excess Earnings
03L	County Criminal Justice Assistance	3,440,507.40	10,506.61	171,466.84	3,279,547.17	90.18	3,279,637.35
03M	Municipal Criminal Justice Assistance	620,685.12	1,943.17	68,922.55	553,705.74	44.16	553,749.90
051	State and Local Improvements Revolving	26,744.33	26,744.33	26,744.33
055	State & Local Improve Revolving (Waste Disp Facilities, 1980)	2,639.01	2,639.01	2,639.01
05C	Criminal Justice Treatment	5,834,512.49	857,548.27	4,976,964.22	4,976,964.22
05M	Tourism Development and Promotion
070	Outdoor Recreation	(275,523.12)	1,077,939.70	811,461.44	(9,044.86)	(9,044.86)
072	State & Local Improve Revolving (Water Supply Facilities)	836,610.66	5,333.33	841,943.99	841,943.99
09C	Farm and Forest	(2,661.34)	7,491.44	12,278.16	(7,448.06)	(7,448.06)
09G	Riparian Protection
09R	Economic Development Strategic Reserve	9,616,855.43	626.44	302,303.60	9,315,178.27	9,315,178.27
10K	Veterans Innovation Program	14,382.82	14,382.82	14,382.82
10P	Columbia River Basin Water Supply Development	3,762,769.26	11,199.39	209,358.67	3,564,609.98	3,564,609.98
10T	Hood Canal Aquatic Rehabilitation Bond
11N	Heritage Barn Preservation
125	Site Closure	39,449,085.35	116,974.85	39,484.10	39,526,576.10	39,526,576.10
12J	Boating Activities
12K	Puget Sound Scientific Research
12R	Independent Youth Housing
14B	Budget Stabilization	659,875,113.90	1,956,702.98	661,831,816.88	661,831,816.88
14C	Puget Sound Recovery
14H	Community Preservation & Development Authority	3,116,539.03	132.50	193,183.42	2,923,488.11	360,965.69	3,284,453.80
15J	Building Communities
15K	Columbia River Water Delivery	16,173.66	16,173.66	16,173.66
15R	Evergreen Job Training

RECEIPTS & DISBURSEMENTS FOR TREASURY FUNDS

		December 1, 2023	December 2023		December 31, 2023		
		Beginning Book Balance	Plus Receipts	Less Disbursements	Ending Book Balance	Outstanding Warrants	Ending Cash Balance
GENERAL FUND (Continued)							
16V	Water Rights Processing	\$ 86,887.33	\$ 100.00	\$	\$ 86,987.33	\$	\$ 86,987.33
177	Judicial Retirement Administrative
17C	Opportunity Express Account	62,171.42	62,171.42	62,171.42
17E	State Efficiency and Restructuring
17F	Washington Opportunity Pathways	106,520,606.97	13,098,250.11	6,575,625.43	113,043,231.65	106,115.41	113,149,347.06
17K	Basic Health Plan Stabilization
18H	Opportunity Expansion	326.64	326.64	326.64
19K	Yakima Integrated Plan Implementation
19L	Charter Schools Oversight	1,041,050.64	187,923.93	172,710.02	1,056,264.55	6,890.03	1,063,154.58
19N	Diesel Idle Reduction
20C	Yakima Integrated Plan Implementation Taxable Bond
20F	Invest in Washington	92,828.03	92,828.03	92,828.03
21B	Chehalis Basin
21D	Dairy Nutrient Infrastructure
21P	Sexual Assault Prevention and Response
21R	DCYF Contracted Services Performance Improvement
22C	Early Learning Facilities Revolving	(161.00)	229,649.46	229,488.46
22D	Early Learning Facilities Development	(1,144,279.34)	1,687,681.96	544,081.00	(678.38)	(678.38)
22T	Statewide Tourism Marketing	7,876,832.52	271,018.41	17,572.11	8,130,278.82	1,326.25	8,131,605.07
23H	Defense Community Compatibility
23J	Statewide Broadband	30,769,799.10	92,238.22	18,649.35	30,843,387.97	30,843,387.97
244	Habitat Conservation	(633,020.36)	4,207,951.67	3,574,976.77	(45.46)	(45.46)
24H	Career Connected Learning
24M	Climate Resiliency
24U	Sustainable Farms and Fields
253	Education Construction	23,228.48	68.88	23,297.36	23,297.36
25C	Elementary & Secondary School Emergency Relief III	(391,235.66)	58,899,950.50	59,211,370.20	(702,655.36)	133,128.76	(569,526.60)
25D	Manufacturing and Warehousing Job Centers	3,240,216.95	1,079,982.29	2,160,234.66	2,160,234.66
25F	Forest Resiliency	1,417,640.64	629,770.81	787,869.83	85,579.12	873,448.95
25G	Manufacturing Cluster Acceleration	2,798,000.00	2,798,000.00	2,798,000.00
25H	Fair Start for Kids
25P	Wildfire Response, Forest Restoration, and Community Resilience	43,734,712.94	17.51	4,121,435.90	39,613,294.55	324,626.71	39,937,921.26

RECEIPTS & DISBURSEMENTS FOR TREASURY FUNDS

		December 1, 2023	December 2023		December 31, 2023		
		Beginning Book Balance	Plus Receipts	Less Disbursements	Ending Book Balance	Outstanding Warrants	Ending Cash Balance
GENERAL FUND (Continued)							
26H	Washington State Leadership Board	\$ 501,794.80	\$	\$ 80,312.53	\$ 421,482.27	\$ 1,055.07	\$ 422,537.34
26K	School Seismic Safety Grant Program
26R	Clean Energy Transition Workforce
26T	Washington Student Loan	94,991,477.61	281,674.67	95,273,152.28	95,273,152.28
26U	Apple Health and Homes	94,757,865.52	1,376.34	97,961.50	94,661,280.36	27,288.00	94,688,568.36
26V	Capital Community Assistance	336,090,773.70	8,824.26	6,744,744.12	329,354,853.84	802,070.76	330,156,924.60
27A	Energy Efficiency Revolving Loan Capital	(1,440.67)	(1,440.67)	(1,440.67)
27B	Electric Vehicle Incentive	119,262,793.17	509.58	108,430.90	119,154,871.85	119,154,871.85
27C	Community Reinvestment	199,788,567.61	349,904.61	199,438,663.00	829.17	199,439,492.17
27F	State Lands Dev Authority Capital
27G	State Lands Dev Authority Operating
27K	Digital Equity
28E	Emergency Drought Response	2,969,001.40	6,637.03	2,962,364.37	2,962,364.37
28K	State Crime Victim & Witness Assistantance	1,000,000.00	1,000,000.00	1,000,000.00
291	Education Savings
355	State Taxable Building Construction	66,399,748.08	(232,587.71)	3,793,567.73	62,373,592.64	62,373,592.64
359	School Constr & Skill Ctrs Bldg	37,601.47	37,601.47	37,601.47
489	Pension Funding Stabilization	14,459,599.67	42,875.62	14,502,475.29	14,502,475.29
548	LEOFF System Plan 2 Expense	153,874.23	132,185.81	164,488.99	121,571.05	121,571.05
706	Coronavirus State Fiscal Recovery Fund	937,046,454.67	47,977.68	41,742,692.37	895,351,739.98	1,001,183.13	896,352,923.11
707	Washington Rescue Plan Transition	2,100,000,000.00	2,100,000,000.00	2,100,000,000.00
828	Tobacco Prevention and Control	766,939.81	2,304.49	13,599.00	755,645.30	755,645.30
830	Agricultural College Trust Management	2,340,566.87	4,457.57	142,305.28	2,202,719.16	165.89	2,202,885.05
TOTAL GENERAL FUND		\$ 7,589,964,812.51	\$ 4,667,192,066.38	\$ 5,435,466,574.18	\$ 6,821,690,304.71	\$ 71,130,937.67	\$ 6,892,821,242.38
SPECIAL REVENUE FUNDS							
002	Hospital Data Collection	\$ 331,104.50	\$ 72,109.29	\$ 38,175.57	\$ 365,038.22	\$	\$ 365,038.22
003	Architects' License	1,222,924.40	55,121.92	30,290.68	1,247,755.64	260.12	1,248,015.76
007	Winter Recreational Program	3,209,669.16	323,080.00	341,684.13	3,191,065.03	304,918.54	3,495,983.57
014	Forest Development	18,297,192.00	9,282.43	(938,086.10)	19,244,560.53	2,979.13	19,247,539.66
01B	ORV & Non-Highway Vehicle Account	1,240,138.47	297,981.64	314,206.88	1,223,913.23	1,408.79	1,225,322.02
01M	Snowmobile	3,386,061.79	318,013.54	49,903.04	3,654,172.29	14,255.72	3,668,428.01
024	Professional Engineers'	1,769,037.46	160,054.00	137,498.13	1,791,593.33	585.00	1,792,178.33
025	Pilotage	337,657.92	137,977.84	146,359.20	329,276.56	6.55	329,283.11

RECEIPTS & DISBURSEMENTS FOR TREASURY FUNDS

		December 1, 2023		December 2023		December 31, 2023	
		Beginning Book Balance	Plus Receipts	Less Disbursements	Ending Book Balance	Outstanding Warrants	Ending Cash Balance
SPECIAL REVENUE FUNDS (Continued)							
026	Real Estate Commission	\$ 7,766,756.89	\$ 474,740.45	\$ 477,655.53	\$ 7,763,841.81	\$ 5,884.72	\$ 7,769,726.53
027	Reclamation	6,450,463.05	118,644.42	134,075.95	6,435,031.52	475.00	6,435,506.52
02A	Surveys and Maps	477,791.85	86,165.19	72,580.87	491,376.17	491,376.17
02G	Health Professions	34,026,767.59	6,500,527.57	6,176,451.51	34,350,843.65	1,100,370.15	35,451,213.80
02H	Business Enterprises Revolving	1,110,429.59	49,726.87	81,029.10	1,079,127.36	1,822.88	1,080,950.24
02J	Certified Public Accountants'	3,213,632.64	65,397.48	139,341.99	3,139,688.13	3,139,688.13
02K	Death Investigations	(710,200.82)	1,116,371.42	299,641.56	106,529.04	189,834.57	296,363.61
02M	Essential Rail Assistance	1,690,486.08	12,812.70	921.61	1,702,377.17	1,702,377.17
02N	Parkland Acquisition	642,862.00	216.10	642,645.90	642,645.90
02R	Aquatic Lands Enhancement	16,347,680.82	12,204.06	483,776.88	15,876,108.00	22,989.72	15,899,097.72
02W	Timber Tax Distribution	188,430.89	166,736.04	296,477.99	58,688.94	3,243.16	61,932.10
030	Landowner Contingency Forest Fire Suppression	1,865,330.11	33.39	(616,000.46)	2,481,363.96	42.00	2,481,405.96
039	Aeronautics	11,075,802.89	1,019,855.85	398,599.49	11,697,059.25	5,176.25	11,702,235.50
03B	Asbestos	1,282,907.85	35,097.50	24,473.46	1,293,531.89	7.00	1,293,538.89
03C	Emergency Medical Services and Trauma Care System Trust	11,209,901.69	817,688.86	51,166.98	11,976,423.57	2,232.58	11,978,656.15
03F	911 Account	14,160,172.17	2,428,354.50	2,708,038.85	13,880,487.82	30,421.89	13,910,909.71
03N	Business License	11,187,542.11	3,269,103.31	3,221,079.97	11,235,565.45	112,425.59	11,347,991.04
03P	Fire Service Trust	701,455.92	2,237.01	699,218.91	1,905.00	701,123.91
03R	Safe Drinking Water	5,639,746.65	34,718.91	188,519.76	5,485,945.80	5,485,945.80
041	Resource Management Cost	36,965,748.00	126,283.90	(3,710,491.08)	40,802,522.98	89,602.12	40,892,125.10
042	Charitable, Educational, Penal, and Reformatory Institutions	11,576,313.25	33,203.85	(362,310.45)	11,971,827.55	70,212.84	12,042,040.39
044	Waste Reduction, Recycling, and Litter Control	12,496,803.83	1,605,337.45	1,059,606.90	13,042,534.38	16,870.33	13,059,404.71
045	State Vehicle Parking	195,733.64	425,579.30	563,927.36	57,385.58	212.93	57,598.51
048	Marine Fuel Tax Refund	260,362.45	260,362.45	260,362.45
04E	Uniform Commercial Code	3,463,617.48	72,475.00	67,481.41	3,468,611.07	2,668.72	3,471,279.79
04H	Surface Mining Reclamation	2,383,561.21	1,051.79	(11,023.90)	2,395,636.90	2,395,636.90
04M	Recreational Fisheries Enhancement	1,371,675.15	6,752.08	129,277.60	1,249,149.63	544.52	1,249,694.15
04R	Drinking Water Assistance	195,600,556.45	1,145,416.02	5,210,509.98	191,535,462.49	152,643.89	191,688,106.38
04V	Vehicle License Fraud	509,007.81	4,807.99	513,815.80	513,815.80
04W	Waterworks Operator Certification	1,389,583.66	70,298.50	60,644.95	1,399,237.21	558.43	1,399,795.64
058	Public Works Assistance	139,029,377.97	(2,388,942.81)	7,082,492.46	129,557,942.70	1,697,928.47	131,255,871.17
05H	Disaster Response	(587,643,850.82)	15,362,929.68	84,867,089.20	(657,148,010.34)	16,898,207.84	(640,249,802.50)
05R	Drinking Water Assistance Administrative	4,067,325.15	36,642.02	77,186.57	4,026,780.60	4,026,780.60

RECEIPTS & DISBURSEMENTS FOR TREASURY FUNDS

		December 1, 2023		December 2023		December 31, 2023		
		Beginning Book Balance	Plus Receipts	Less Disbursements	Ending Book Balance	Outstanding Warrants	Ending Cash Balance	
SPECIAL REVENUE FUNDS (Continued)								
05W	State Drought Preparedness	\$ 13,109,324.78	\$	\$ 52,371.23	\$ 13,056,953.55	\$	\$ 13,056,953.55	
06A	Salmon Recovery	107,206,489.84	126,311.88	6,895,902.93	100,436,898.79	928.32	100,437,827.11	
06G	Real Estate Appraiser Commission	283,942.54	63,393.63	74,645.46	272,690.71	520.20	273,210.91	
06K	Lead Paint	195,389.18	4,140.02	(125.89)	199,655.09	125.00	199,780.09	
06L	Business and Professions	11,218,640.41	836,235.00	686,476.38	11,368,399.03	9,738.72	11,378,137.75	
06R	Real Estate Research	930,839.30	16,430.00	51,280.00	895,989.30	10.00	895,999.30	
06T	License Plate Technology	1,412,189.69	125,305.65	(496.28)	1,537,991.62	51.47	1,538,043.09	
071	Warm Water Game Fish	1,471,986.22	6,341.05	59,473.96	1,418,853.31	306.73	1,419,160.04	
07W	Domestic Violence Prevention	2,351,773.67	88,683.66	55,959.04	2,384,498.29	2,384,498.29	
080	Grade Crossing Protective	256,621.57	760.95	257,382.52	257,382.52	
081	State Patrol Highway	28,782,677.81	38,860,978.86	26,243,184.30	41,400,472.37	366,898.77	41,767,371.14	
082	Motorcycle Safety Education	3,985,372.79	165,393.98	93,096.13	4,057,670.64	4,057,670.64	
084	Building Code Council	1,299,605.25	63,472.17	76,191.87	1,286,885.55	1,286,885.55	
086	Fire Service Training	(409,331.86)	491,044.54	931,232.31	(849,519.63)	16,341.68	(833,177.95)	
087	Park Land Trust Revolving	2,966,270.16	115,756.29	(262,995.61)	3,345,022.06	5,353.29	3,350,375.35	
08A	Education Legacy Trust	1,124,710,431.17	57,457,758.64	30,367,684.36	1,151,800,505.45	2,449,922.28	1,154,250,427.73	
08H	Military Department Rental and Lease	4,746,602.64	35,496.60	22,750.87	4,759,348.37	1,338.03	4,760,686.40	
08K	Problem Gambling	1,324,937.15	54,810.77	69,237.25	1,310,510.67	13,700.00	1,324,210.67	
08M	Small City Pavement and Sidewalk	1,901,923.09	81,253.36	1,983,176.45	1,983,176.45	
08R	Waste Tire Removal	1,828,379.02	485,766.15	78,775.69	2,235,369.48	2,235,369.48	
094	Transportation Infrastructure	12,171,692.98	123,673.26	1,076.40	12,294,289.84	12,294,289.84	
095	Electrical License	18,795,629.05	2,131,596.92	3,182,673.24	17,744,552.73	44,503.49	17,789,056.22	
096	Highway Infrastructure	2,586,932.32	7,670.93	2,594,603.25	2,594,603.25	
097	Recreational Vehicle	4,598,780.06	41,001.07	16,524.25	4,623,256.88	13.50	4,623,270.38	
099	Puget Sound Capital Construction	58,595,055.35	43,110,264.58	11,895,856.32	89,809,463.61	77,861.91	89,887,325.52	
09E	Freight Mobility Investment	13,327,762.85	1,103,444.73	34,583.66	14,396,623.92	1,362.99	14,397,986.91	
09H	Transportation Partnership	(16,873,111.92)	(11,958,974.19)	1,077,781.58	(29,909,867.69)	1,609.80	(29,908,257.89)	
09P	City-County Assistance	2,755,832.76	1,070,019.84	3,825,563.65	288.95	288.95	
09T	Washington Main Street Trust Fund	56,138.16	56,138.16	56,138.16	
102	Rural Arterial Trust	21,157,318.46	2,171,741.71	2,185,583.56	21,143,476.61	21,143,476.61	
104	Limited Fish And Wildlife	9,614,736.77	615,027.20	967,505.99	9,262,257.98	5,409.24	9,267,667.22	
106	Highway Safety	47,406,747.33	3,931,532.91	13,882,839.63	37,455,440.61	194,391.35	37,649,831.96	
107	Liquor Excise Tax	9,392,088.64	4,802,983.85	12,530.00	14,182,542.49	14,182,542.49	
108	Motor Vehicle	242,574,419.58	163,194,050.39	139,981,018.17	265,787,451.80	3,710,774.13	269,498,225.93	

RECEIPTS & DISBURSEMENTS FOR TREASURY FUNDS

	December 1, 2023		December 2023		December 31, 2023		
	Beginning Book Balance	Plus Receipts	Less Disbursements	Ending Book Balance	Outstanding Warrants	Ending Cash Balance	
SPECIAL REVENUE FUNDS (Continued)							
109 Puget Sound Ferry Operations	\$ 4,710,972.86	\$ 21,713,354.47	\$ 27,798,909.63	\$ (1,374,582.30)	\$ 4,036,378.53	\$ 2,661,796.23	
10A Aquatic Algae Control	670,301.77	1,166.00	7,865.17	663,602.60	3.00	663,605.60	
10B Home Security Fund	145,893,529.43	5,065,374.64	7,506,904.43	143,451,999.64	1,495.00	143,453,494.64	
10G Water Rights Tracking System	319,849.47	319,849.47	319,849.47	
110 Special Wildlife	9,693,553.91	567,583.16	178,517.05	10,082,620.02	2,905.30	10,085,525.32	
111 Public Service Revolving	17,453,345.92	1,258,379.12	1,849,510.70	16,862,214.34	38,708.58	16,900,922.92	
113 Common School Construction	377,514,624.77	2,166,732.24	(3,626,042.75)	383,307,399.76	4,600.00	383,311,999.76	
116 Basic Data	211,118.01	211,118.01	211,118.01	
119 Unemployment Compensation Administration	(269,428.08)	22,093,263.02	22,705,920.49	(882,085.55)	2,697,542.49	1,815,456.94	
11B Regional Mobility Grant Program	72,229,280.32	9,924,498.03	1,870,780.59	80,282,997.76	80,282,997.76	
11E Freight Mobility Multimodal	17,914,096.59	1,117,115.81	12,550.00	19,018,662.40	19,018,662.40	
11H Forest and Fish Support	5,788,890.63	306,432.03	194,177.48	5,901,145.18	5,901,145.18	
11K Washington Auto Theft Prevention Authority	6,386,028.64	(1,014.87)	192,956.18	6,192,057.59	6,192,057.59	
120 Administrative Contingency	38,264,701.20	2,165,566.57	(4,484,902.90)	44,915,170.67	3,705.87	44,918,876.54	
12C Affordable Housing For All	51,822,452.39	1,267,014.26	6,237,818.45	46,851,648.20	37,314.70	46,888,962.90	
12M Charitable Organization Education	1,255,307.92	71,900.00	29,080.72	1,298,127.20	1,298,127.20	
12T Traumatic Brain Injury	951,160.36	144,424.84	35,152.50	1,060,432.70	828.00	1,061,260.70	
134 Employment Services Administrative	62,006,113.97	4,293,067.22	2,365,311.83	63,933,869.36	26,480.87	63,960,350.23	
138 Insurance Commissioner's Regulatory	34,796,821.35	116,753.99	3,019,286.20	31,894,289.14	8,444.09	31,902,733.23	
144 Transportation Improvement	88,091,116.53	8,838,521.14	11,987,945.24	84,941,692.43	30.00	84,941,722.43	
146 Firearms Range	1,735,737.70	33,592.32	1,135.75	1,768,194.27	1,768,194.27	
14A Wildlife Rehabilitation	381,487.64	13,777.06	7,828.83	387,435.87	387,435.87	
14G Ballast Water and Biofouling Management	32,199.08	42.34	32,156.74	84.55	32,241.29	
14M Financial Fraud & ID Theft	2,670,201.81	113,365.38	8,523.68	2,775,043.51	2,775,043.51	
14R Military Active State Service	484,536.39	27,611.49	456,924.90	74.89	456,999.79	
14V Ignition Interlock Device	2,784,212.72	219,029.88	2,565,182.84	520.46	2,565,703.30	
150 Low-Income Weatherization/ Structural Rehabilitation Assistance	1,525,313.19	4,707.93	1,530,021.12	1,530,021.12	
153 Rural Mobility Grant Program	7,262,987.70	4,049,923.47	689,497.69	10,623,413.48	10,623,413.48	
154 New Motor Vehicle Arbitration	1,368,402.76	62,940.00	71,983.21	1,359,359.55	8,091.00	1,367,450.55	
158 Aquatic Land Dredged Material Disposal Site	463,132.78	28,449.70	434,683.08	434,683.08	
159 Parks Improvement	736,926.87	31,128.38	25,428.19	742,627.06	6,238.50	748,865.56	
15H Cleanup Settlement	51,445,721.86	153,226.11	293,430.10	51,305,517.87	51,305,517.87	
15M Biotoxin	827,276.77	11,921.45	50,361.36	788,836.86	788,836.86	
160 Wood Stove Education and Enforcement	615,800.02	31,776.06	8,640.22	638,935.86	638,935.86	

RECEIPTS & DISBURSEMENTS FOR TREASURY FUNDS

	December 1, 2023		December 2023		December 31, 2023		
	Beginning Book Balance	Plus Receipts	Less Disbursements	Ending Book Balance	Outstanding Warrants	Ending Cash Balance	
SPECIAL REVENUE FUNDS (Continued)							
162 Farm Labor Contractor	\$ 155,981.93	\$ 8,460.00	\$	\$ 164,441.93	\$ 70.00	\$ 164,511.93	
167 Natural Resources Conservation Areas Stewardship	366,323.57	50.09	(30,447.05)	396,820.71	396,820.71	
16A Judicial Stabilization Trust	94,599,477.43	416,741.67	1,378,445.97	93,637,773.13	85,826.13	93,723,599.26	
16J SR 520 Corridor	120,830,033.78	(3,944,124.01)	(3,178,146.53)	120,064,056.30	203,990.64	120,268,046.94	
16M Appraisal Management Company	1,000,711.83	63,005.00	68,514.80	995,202.03	130.04	995,332.07	
16P Marine Resources Stewardship Trust	16.23	0.05	16.28	16.28	
16W Hospital Safety Net Assessment	39,905,523.06	46,239,627.47	6,594,642.72	79,550,507.81	79,550,507.81	
172 Basic Health Plan Trust	12,623,154.00	12,623,154.00	12,623,154.00	
176 Water Quality Permit	35,004,775.69	1,459,441.23	2,187,643.81	34,276,573.11	43,367.68	34,319,940.79	
17B Home Visiting Services	13,815,606.07	1,284,483.19	1,993,367.26	13,106,722.00	80,014.74	13,186,736.74	
17N Complete Streets Grant Program	5,030,356.00	1,833,750.00	6,864,106.00	6,864,106.00	
17P SR520 Civil Penalties	9,514,288.28	(97,296.00)	(238,783.50)	9,655,775.78	8,439.60	9,664,215.38	
17T Health Benefit Exchange	17,076,677.27	6,614,544.97	51,673.52	23,639,548.72	23,639,548.72	
17W Limousine Carriers	79,078.42	79,078.42	79,078.42	
182 Underground Storage Tank	3,945,724.63	43,483.92	196,631.65	3,792,576.90	1,288.14	3,793,865.04	
186 County Arterial Preservation	470,998.48	1,760,518.77	1,152,864.24	1,078,653.01	1,078,653.01	
18J Capital Vessel Replacement	24,872,269.86	(1,501,706.84)	200,763.99	23,169,799.03	901.16	23,170,700.19	
18L Hydraulic Project Approval	
199 Biosolids Permit	1,060,662.96	98,384.60	962,278.36	962,278.36	
19A Medicaid Fraud Penalty	29,243,976.56	18,639.93	245,705.04	29,016,911.45	40,000.00	29,056,911.45	
19C Forest Practice Application	370,707.04	400.68	(11,029.51)	382,137.23	382,137.23	
19T DOL Technology Improvement and Data Management	930,344.40	18,684.23	21,402.37	927,626.26	927,626.26	
19V Andy Hill Cancer Research Endowment Fund	16,894,255.69	944,920.85	197,199.28	17,641,977.26	17,641,977.26	
200 Regional Fisheries Enhancement Salmonid Recovery	(13,675.03)	27,710.61	54,241.05	(40,205.47)	(40,205.47)	
201 Department of Licensing Services	2,116,586.70	256,681.47	81,490.69	2,291,777.48	100.41	2,291,877.89	
202 Medical Test Site Licensure	1,627,241.36	33,334.00	120,725.56	1,539,849.80	1,520.15	1,541,369.95	
204 Volunteer Fire Fighters' and Reserve Officers' Administrative	6,046,612.09	18,257.09	107,321.09	5,957,548.09	52,039.84	6,009,587.93	
207 Hazardous Waste Assistance	5,396,519.10	71,665.78	312,489.86	5,155,695.02	10,940.40	5,166,635.42	
20B Brownfield Redevelopment Trust Fund	
20H Connecting Washington	407,690,454.42	19,876,400.95	118,260,228.57	309,306,626.80	25,165,167.27	334,471,794.07	
20J Electric Vehicle	17,818,939.57	(4,527,502.37)	19,832.77	13,271,604.43	2,006.25	13,273,610.68	
20M Puget Sound Taxpayer Accountability	6,249,924.23	488,996.01	6,262,491.61	476,428.63	476,428.63	

RECEIPTS & DISBURSEMENTS FOR TREASURY FUNDS

	December 1, 2023		December 2023		December 31, 2023		
	Beginning Book Balance	Plus Receipts	Less Disbursements	Ending Book Balance	Outstanding Warrants	Ending Cash Balance	
SPECIAL REVENUE FUNDS (Continued)							
20N Transportation Future Funding Program	\$ 12,685,238.84	\$ 37,615.06	\$	\$ 12,722,853.90	\$	\$ 12,722,853.90	
20R Radioactive Mixed Waste	216,475.94	1,400,000.00	1,030,264.91	586,211.03	3,328.32	589,539.35	
20T PLIA Underground Storage Tank Revolving	31,467,271.93	95,188.43	210,868.21	31,351,592.15	31,351,592.15	
215 Special Category C	22,336,827.16	950,553.53	6,853,585.82	16,433,794.87	3,535.00	16,437,329.87	
216 Air Pollution Control	6,350,962.13	100,466.76	552,407.59	5,899,021.30	815.64	5,899,836.94	
217 Oil Spill Prevention	9,897,906.65	436,399.00	384,169.67	9,950,135.98	5,007.51	9,955,143.49	
218 Multimodal Transportation	388,039,524.90	(24,482,853.18)	13,493,047.99	350,063,623.73	28,161.29	350,091,785.02	
21E Concealed Pistol License Renewal	513,458.41	13,063.68	(3.78)	526,525.87	526,525.87	
21H Wastewater Treatment Plant Operator Certification	423,316.09	81,284.00	23,992.07	480,608.02	480,608.02	
21M Distracted Driving Prevention	48,936.31	2,409.46	51,345.77	51,345.77	
21S Aquatic Invasive Species Management	124,557.08	2,632.00	25,778.38	101,410.70	894.14	102,304.84	
21V Construction Registration Inspection	5,571,200.57	1,224,391.46	1,362,935.88	5,432,656.15	26,432.93	5,459,089.08	
222 Freshwater Aquatic Weeds	1,340,093.95	12,919.44	89,273.92	1,263,739.47	6.00	1,263,745.47	
223 State Oil Spill Response	6,459,388.45	105,984.73	59,418.74	6,505,954.44	595.66	6,506,550.10	
22J Abandoned Recreational Vehicle Disposal	2,762,137.56	63,515.57	39,619.93	2,786,033.20	14,127.00	2,800,160.20	
22M Energy Efficiency	5,647,295.86	276.84	166,291.00	5,481,281.70	5,481,281.70	
22R Internet Consumer Access	
22U Secure Drug Take-Back Program	216,475.54	209,370.00	26,511.42	399,334.12	399,334.12	
22W Public Disclosure Transparency	7,720,059.85	318,864.46	53,706.65	7,985,217.66	350.00	7,985,567.66	
234 Public Works Administration	9,243,522.99	662,004.52	751,069.22	9,154,458.29	34,875.45	9,189,333.74	
235 Youth Tobacco & Vapor Product Prevention	1,497,236.96	132,496.10	158,237.23	1,471,495.83	5,150.00	1,476,645.83	
237 Recreation Access Pass	1,227,560.72	(19,667.51)	1,200.00	1,206,693.21	480.00	1,207,173.21	
23G Vulnerable Roadway User Education	24,276.78	459.86	24,736.64	24,736.64	
23N Model Toxics Control Capital	234,734,080.83	7,920,302.53	5,369,940.92	237,284,442.44	87,810.55	237,372,252.99	
23P Model Toxics Control Operating	54,383,711.04	15,507,145.76	13,325,872.14	56,564,984.66	366,411.50	56,931,396.16	
23R Model Toxics Control Stormwater	71,881,135.35	3,869,191.50	3,693,079.51	72,057,247.34	321,100.95	72,378,348.29	
23S Puget Sound Gateway Facility	3,662.83	10.86	3,673.69	3,673.69	
23T Congestion Relief Traffic Safety	148,930.71	3,869.71	152,800.42	152,800.42	
23V Voluntary Cleanup	906,711.11	8,721.41	20,243.71	895,188.81	5,143.00	900,331.81	
23W Paint Product Stewardship	83,875.26	17.96	83,857.30	83,857.30	
24B Foundational Public Health Services	38,044,422.61	944,887.98	1,392,893.46	37,596,417.13	1,087.15	37,597,504.28	
24J Workforce Education Investment	303,179,279.43	28,720,334.49	26,542,743.33	305,356,870.59	395,688.09	305,752,558.68	
24K Agency Financial Transaction	3,157,080.62	621,222.36	782,369.16	2,995,933.82	304,565.87	3,300,499.69	
24L Ambulance Transport	5,930,128.14	79,991.98	956,755.09	5,053,365.03	5,053,365.03	

RECEIPTS & DISBURSEMENTS FOR TREASURY FUNDS

		December 1, 2023	December 2023		December 31, 2023		
		Beginning Book Balance	Plus Receipts	Less Disbursements	Ending Book Balance	Outstanding Warrants	Ending Cash Balance
SPECIAL REVENUE FUNDS (Continued)							
24N	Fish, Wildlife, and Conservation	\$ 13,252,297.30	\$ 305,818.75	\$ 2,843,081.67	\$ 10,715,034.38	\$ 274,314.31	\$ 10,989,348.69
24P	Insurance Commissioner's Fraud	1,822,574.84	3,518.40	146,493.23	1,679,600.01	796.94	1,680,396.95
24Q	Cooper Jones Active Transportation Safety	1,563,128.78	44,586.86	79,353.03	1,528,362.61	1,528,362.61
24V	Telebehavioral Health Access	311,056.67	362,605.93	134,689.77	538,972.83	538,972.83
25M	State Health Care Affordability	73,400,631.65	73,400,631.65	73,400,631.65
25N	Statewide 988 Behavioral Health Crisis Response & Suicide Prevention Line	53,664,941.78	3,843,743.81	2,107,509.67	55,401,175.92	55,401,175.92
25Q	Clean Fuels Program	1,178,472.66	54,577.00	103,037.53	1,130,012.13	1,130,012.13
25T	Refrigerant Emission Management
25U	Department of Licensing Wage Lien	357.00	357.00	357.00
25W	Driver Licensing Technology Support	1,127,288.56	143,208.59	16,821.01	1,253,676.14	1,253,676.14
260	University of Washington Operating Fees	(108,475.98)	(108,475.98)	(108,475.98)
262	Manufactured Home Installation Training	763,426.46	19,541.48	24,529.79	758,438.15	43.73	758,481.88
263	Community and Economic Development Fee	6,912,685.02	1,942.70	82,077.03	6,832,550.69	1,012.50	6,833,563.19
267	Recreation Resources	26,585,361.73	746,645.20	272,933.76	27,059,073.17	7,124.07	27,066,197.24
268	Nonhighway and Off-Road Vehicle Activities (NOVA) Program	14,515,103.36	978,727.55	488,477.06	15,005,353.85	25,879.58	15,031,233.43
269	Parks Renewal and Stewardship	37,924,322.92	4,037,826.35	5,350,930.88	36,611,218.39	150,803.74	36,762,022.13
26A	Carbon Emissions Reduction	335,750,646.29	(525,000.00)	1,567,155.23	333,658,491.06	333,658,491.06
26B	Climate Investment	88,475,442.29	548,357,811.95	925,037.91	635,908,216.33	300.00	635,908,516.33
26C	Climate Commitment	500,118,766.40	2,936,811.99	497,181,954.41	110,569.58	497,292,523.99
26D	Natural Climate Solutions	166,375,215.80	51,114,073.43	115,261,142.37	19,344.99	115,280,487.36
26E	Air Quality and Health Disparities Improvement	22,463,905.33	17,762.97	22,446,142.36	32.84	22,446,175.20
26M	Climate Active Transportation	33,665,117.85	101,954.43	378,682.83	33,388,389.45	33,388,389.45
26N	Climate Transit Programs	53,415,496.29	162,603.07	3,169,414.26	50,408,685.10	91,131.05	50,499,816.15
26P	Move Ahead WA	1,083,343,138.93	52,050,493.74	44,599,245.18	1,090,794,387.49	3,895,152.91	1,094,689,540.40
26Q	Move Ahead WA Flexible	38,582,731.96	7,889,085.35	366,430.69	46,105,386.62	8.00	46,105,394.62
26W	Renewable Fuels Accelerator
271	Washington State University Operating Fees
275	Central Washington University Operating Fees
277	State Agency Parking	320,270.90	20.00	13,460.50	306,830.40	306,830.40
27P	Price Ceiling Unit Emission Reduction Investment
27T	Derelict Structure Removal
27W	OPIOID Abatement Settlement	(3,862,864.26)	1,186,370.46	(5,049,234.72)	9,187.50	(5,040,047.22)
285	Growth Management Planning and Environmental Review	3,850,386.84	133,096.66	94,654.46	3,888,829.04	38,795.12	3,927,624.16

RECEIPTS & DISBURSEMENTS FOR TREASURY FUNDS

	December 1, 2023		December 2023		December 31, 2023		
	Beginning Book Balance	Plus Receipts	Less Disbursements	Ending Book Balance	Outstanding Warrants	Ending Cash Balance	
SPECIAL REVENUE FUNDS (Continued)							
28A State Hazard Mitigation Revolving Loan	\$	\$	\$	\$	\$	\$	
28F Clean Fuels Transportation Investment	
28G Covenant Homeownership	
28J Renewable Energy Local Benefit	
28M Land Bank	
296 Columbia River Basin Water Supply Rev Recovery	8,187,419.23	24,028.61	42,061.63	8,169,386.21	2,943.50	8,172,329.71	
315 Dedicated Marijuana	173,170,732.93	38,633,639.90	13,851,607.69	197,952,765.14	110,570.75	198,063,335.89	
319 Public Health Supplemental	2,248,887.04	409,568.88	92,371.53	2,566,084.39	2,566,084.39	
404 State Treasurer's Service	85,443,966.35	(4,134,541.12)	976,129.00	80,333,296.23	1,900.00	80,335,196.23	
408 Coastal Protection	2,535,784.40	140,156.77	39,145.11	2,636,796.06	2,636,796.06	
441 Local Government Archives	2,202,971.94	186,168.63	3,044.05	2,386,096.52	252.86	2,386,349.38	
500 Perpetual Surveillance and Maintenance	50,596,958.80	151,888.97	50,748,847.77	50,748,847.77	
507 Oyster Reserve Land	655,862.92	1,959.88	287.44	657,535.36	657,535.36	
511 Tacoma Narrows Toll Bridge	33,827,520.74	5,202,918.47	(2,625,013.66)	41,655,452.87	411,972.88	42,067,425.75	
513 Derelict Vessel Removal	3,111,404.15	33,135.93	48,476.09	3,096,063.99	275.11	3,096,339.10	
532 Washington Housing Trust Fund	33,088,859.99	518,125.50	1,058,086.99	32,548,898.50	47,288.00	32,596,186.50	
535 Alaskan Way Viaduct Replacement Project	108,391,163.21	(972,396.17)	8,868,385.48	98,550,381.56	133,306.80	98,683,688.36	
549 Election	6,655,790.80	124,065.97	165,642.80	6,614,213.97	6,614,213.97	
550 Transportation 2003	19,333,459.25	1,299,580.73	339,338.55	20,293,701.43	846.61	20,294,548.04	
562 Skilled Nursing Facility Safety Net Trust	5,218,195.60	8,610.44	425,964.76	4,800,841.28	13,088.00	4,813,929.28	
564 Water Pollution Control Revolving Administration	3,461,887.77	885,672.55	304,279.00	4,043,281.32	4,043,281.32	
565 Yakima Integrated Plan Implementation Revenue Recovery	
566 Community Forest Trust	290,546.89	864.49	291,411.38	291,411.38	
571 Multiuse Roadway Safety	1,432,376.79	20,190.48	1,452,567.27	1,452,567.27	
595 I-405 and SR-167 Express Toll Lanes	370,333,051.10	1,036,282.87	13,180,377.97	358,188,956.00	80,534.52	358,269,490.52	
600 Department of Retirement Systems Expense	26,342,476.02	5,564,590.75	6,125,272.83	25,781,793.94	37,633.53	25,819,427.47	
689 Rural Washington Loan	1,228,662.76	3,643.30	1,232,306.06	1,232,306.06	
727 Water Pollution Control Revolving	295,731,191.70	14,871,416.43	47,045,893.13	263,556,715.00	263,556,715.00	
733 Capitol Campus Reserve	
777 Prostitution Prevention and Intervention	86,236.93	1,923.87	88,160.80	88,160.80	
785 State Educational Trust Fund	4,506,013.15	62,442.61	4,568,455.76	4,568,455.76	
818 Youth Athletic Facility	44,202,582.59	131,083.59	44,333,666.18	3,820.00	44,337,486.18	
825 Tobacco Settlement	

RECEIPTS & DISBURSEMENTS FOR TREASURY FUNDS

	December 1, 2023		December 2023		December 31, 2023		
	Beginning Book Balance		Plus Receipts	Less Disbursements	Ending Book Balance	Outstanding Warrants	Ending Cash Balance
SPECIAL REVENUE FUNDS (Continued)							
844 Money-Purchase Retirement Savings Administrative	\$	\$	\$	\$	\$	\$	\$
851 Developmental Disabilities Community Services	33,164,881.69		99,792.32	732,947.13	32,531,726.88	191,250.00	32,722,976.88
874 OASI Revolving	211,122.58			14,630.96	196,491.62	8.24	196,499.86
887 Public Facilities Construction Loan Revolving	40,560,398.96		643,625.19	36,097.17	41,167,926.98		41,167,926.98
888 Deferred Compensation Administrative	3,193,339.21		(66,759.55)	192,940.42	2,933,639.24	2,459.75	2,936,098.99
893 Radiation Perpetual Maintenance	373,482.97		1,107.48		374,590.45		374,590.45
TOTAL SPECIAL REVENUE FUNDS	\$ 8,739,748,367.01		\$ 1,223,151,307.30	\$ 853,617,534.98	\$ 9,109,282,139.33	\$ 67,469,317.09	\$ 9,176,751,456.42
DEBT SERVICE FUNDS							
303 Highway Bond Retirement	\$ 217,151,788.89	\$ 61,265,112.73	\$ 75,096,230.56	\$ 203,320,671.06	\$	\$ 203,320,671.06	
304 Ferry Bond Retirement	(1,090,759.74)	135,951.76		(954,807.98)	(954,807.98)	
305 Transportation Improvement Board Bond Retirement	6,563,705.44	440,874.54		7,004,579.98	7,004,579.98	
347 Washington State University Bond Retirement	56,725,305.72	154,375.71	(94,950.44)	56,974,631.87	56,974,631.87	
348 University of Washington Bond Retirement	10,599,622.79	343,884.84	771,203.83	10,172,303.80	10,172,303.80	
380 Debt-Limit General Fund Bond Retirement	7,153.98			7,153.98	7,153.98	
381 Debt-Limit Reimbursable Bond Retirement	
382 Nondebt-Limit General Fund Bond Retirement	
383 Nondebt-Limit Reimbursable Bond Retirement	
384 Nondebt-Limit Proprietary Appropriated Bond Retirement	
385 Nondebt-Limit Proprietary Nonappropriated Bond Retirement	
386 Nondebt-Limit Revenue Bond Retirement	
389 Toll Facility Bond Retirement	27,872,801.95	4,308,884.00	18,667,135.01	13,514,550.94	13,514,550.94	
TOTAL DEBT SERVICE FUNDS	\$ 317,829,619.03	\$ 66,649,083.58	\$ 94,439,618.96	\$ 290,039,083.65	\$	\$ 290,039,083.65	
CAPITAL PROJECTS FUNDS							
036 Capitol Building Construction	\$ 6,546,453.31	\$ 20,998.60	\$ (255,273.07)	\$ 6,822,724.98	\$	\$ 6,822,724.98	
057 State Building Construction	357,371,097.77	28,510.85	140,943,816.38	216,455,792.24	3,059,466.78	219,515,259.02	
060 Community and Technical College Capital Projects	10,386,687.41	1,380,309.36	1,723,164.75	10,043,832.02	10,043,832.02	
061 Eastern Washington University Capital Projects	5,815,478.34	352,935.48	705,311.29	5,463,102.53	5,463,102.53	
062 Washington State University Building	11,191,695.54	9,471,883.96		20,663,579.50	20,663,579.50	
063 Central Washington University Capital Projects	3,438,882.62	347,868.94	729,315.21	3,057,436.35	3,057,436.35	

RECEIPTS & DISBURSEMENTS FOR TREASURY FUNDS

		December 1, 2023	December 2023		December 31, 2023		
		Beginning Book Balance	Plus Receipts	Less Disbursements	Ending Book Balance	Outstanding Warrants	Ending Cash Balance
CAPITAL PROJECTS FUNDS (Continued)							
064	University of Washington Building	\$ 38,850,333.18	\$ 231,563.15	\$	\$ 39,081,896.33	\$	\$ 39,081,896.33
065	Western Washington University Capital Projects	8,375,511.15	360,880.31	502,919.98	8,233,471.48	8,233,471.48
066	The Evergreen State College Capital Projects	4,172,218.54	348,316.25	98,770.76	4,421,764.03	4,421,764.03
075	State Social and Health Services Construction	9,396.39	9,396.39	9,396.39
18B	Columbia River Basin Tax Bond Water Supply Development	1,303,102.44	3,864.04	1,306,966.48	1,306,966.48
245	Public Safety Reimbursable Bond	4.12	4.12	4.12
246	Community and Technical College Forest Reserve	5,159,673.97	5,159,673.97	5,159,673.97
289	Thurston County Capital Facilities	5,419,823.62	334,460.09	31,776.88	5,722,506.83	5,722,506.83
357	Gardner-Evans Higher Education Construction	45,698.05	45,698.05	45,698.05
364	Military Department Capital	3,921,167.57	3,921,167.57	3,921,167.57
367	Chehalis Basin Taxable
373	Coronavirus Capital Projects	(10,923,679.70)	129.28	2,612,654.00	(13,536,204.42)	(13,536,204.42)
TOTAL CAPITAL PROJECTS FUNDS		\$ 451,083,544.32	\$ 12,881,720.31	\$ 147,092,456.18	\$ 316,872,808.45	\$ 3,059,466.78	\$ 319,932,275.23
PERMANENT FUNDS							
04B	Natural Resources Real Property Replacement	\$ 23,811,388.48	\$ 72,107.28	\$ 3,729,858.79	\$ 20,153,636.97	\$	\$ 20,153,636.97
601	Agricultural Permanent	391,917.18	272,341.22	119,575.96	119,575.96
603	Millersylvania Park Trust	5,991.55	17.77	6,009.32	6,009.32
604	Normal School Permanent	754,536.23	498,182.18	256,354.05	256,354.05
605	Permanent Common School	54,540.22	2,362,242.13	2,363,049.00	53,733.35	53,733.35
606	Scientific Permanent	263,388.06	69,010.17	194,377.89	194,377.89
607	State University Permanent	500,230.63	353,614.32	146,616.31	146,616.31
TOTAL PERMANENT FUNDS		\$ 25,781,992.35	\$ 2,434,367.18	\$ 7,286,055.68	\$ 20,930,303.85	\$	\$ 20,930,303.85
ENTERPRISE FUNDS							
401	Correctional Industries	\$ 1,219,921.23	\$ 10,377,234.00	\$ 10,688,402.56	\$ 908,752.67	\$ 519,300.79	\$ 1,428,053.46
407	Secretary of State's Revolving	11,674,027.30	1,468,584.01	789,421.85	12,353,189.46	108.77	12,353,298.23
418	State Health Care Authority Administrative	1,446,974.13	2,122,519.26	1,706,185.97	1,863,307.42	706.23	1,864,013.65
492	School Employees' Insurance Administrative	1,293,918.97	1,569,705.11	1,224,922.27	1,638,701.81	152.26	1,638,854.07
578	Lottery Administrative	1,206,074.51	1,250,000.00	1,607,328.64	848,745.87	83.78	848,829.65
608	Accident	(2,112,024.38)	77,199,555.57	74,301,862.89	785,668.30	10,936,590.51	11,722,258.81
609	Medical Aid	1,380,449.95	77,296,685.88	70,797,563.20	7,879,572.63	9,033,790.24	16,913,362.87

RECEIPTS & DISBURSEMENTS FOR TREASURY FUNDS

		December 1, 2023	December 2023		December 31, 2023		
		Beginning Book Balance	Plus Receipts	Less Disbursements	Ending Book Balance	Outstanding Warrants	Ending Cash Balance
ENTERPRISE FUNDS (Continued)							
610	Accident Reserve	\$ 36,275,137.71	\$ 49,344,474.73	\$ 56,512,350.50	\$ 29,107,261.94	\$ 1,769,891.34	\$ 30,877,153.28
881	Supplemental Pension	78,328,740.98	48,038,200.21	72,305,294.25	54,061,646.94	2,097,399.61	56,159,046.55
883	Second Injury	86,110,352.93	4,562,961.55	92,426.05	90,580,888.43	62,449.86	90,643,338.29
TOTAL ENTERPRISE FUNDS		\$ 216,823,573.33	\$ 273,229,920.32	\$ 290,025,758.18	\$ 200,027,735.47	\$ 24,420,473.39	\$ 224,448,208.86
INTERNAL SERVICE FUNDS							
006	Public Records Efficiency, Preservation & Access	\$ 1,833,580.67	\$ 519,536.82	\$ 561,442.86	\$ 1,791,674.63	\$ 758.58	\$ 1,792,433.21
405	Legal Services Revolving	20,271,914.05	19,587,938.28	18,063,880.57	21,795,971.76	109,457.09	21,905,428.85
410	Transportation Equipment	39,348,068.69	1,618,661.54	2,217,275.46	38,749,454.77	3,807.70	38,753,262.47
415	Personnel Service	18,762,727.33	360,868.59	1,031,439.47	18,092,156.45	7,974.39	18,100,130.84
455	Higher Education Personnel Service	839,670.00	300,126.44	100,682.36	1,039,114.08	1,138.06	1,040,252.14
462	Government Central Service	750,784.87	1,283,700.50	558,978.50	1,475,506.87	296,886.00	1,772,392.87
468	OFM Central Service	6,282,832.92	513,303.65	1,097,927.96	5,698,208.61	2,328.80	5,700,537.41
483	Auditing Services Revolving	(429,931.00)	198,677.51	744,394.99	(975,648.48)	657.64	(974,990.84)
484	Administrative Hearings Revolving	12,648,224.86	3,227,350.23	3,566,581.38	12,308,993.71	5,990.84	12,314,984.55
TOTAL INTERNAL SERVICE FUNDS		\$ 100,307,872.39	\$ 27,610,163.56	\$ 27,942,603.55	\$ 99,975,432.40	\$ 428,999.10	\$ 100,404,431.50
PENSION TRUST FUNDS							
614	Volunteer Firefighters' Relief and Pension Principal Fund	\$ 5,991,534.92	\$ 106,142.98	\$ 1,090,958.23	\$ 5,006,719.67	\$ 45,099.68	\$ 5,051,819.35
615	State Patrol - Plan1	1,087,215.77	8,193,491.59	8,161,671.69	1,119,035.67	22,333.85	1,141,369.52
616	Judges' Retirement	1,518,709.07	4,552.19	18,396.57	1,504,864.69	1,504,864.69
624	Reserve Officer's Relief/Pension Principal Fund	12,882.84	(51.00)	9,400.06	3,431.78	3,431.78
630	State Patrol - Plan 2	675,260.33	2,131,410.05	2,155,482.93	651,187.45	651,187.45
631	Public Employees' Retirement System Plan 1	8,678,726.76	148,236,871.82	147,655,508.97	9,260,089.61	163,279.60	9,423,369.21
632	Teachers' Retirement System Plan 1	6,410,736.39	84,197,396.09	83,732,601.22	6,875,531.26	140,999.86	7,016,531.12
633	School Employees' Retirement System Combined Plan 2 & 3	6,726,981.66	82,644,351.72	81,874,512.42	7,496,820.96	85,277.22	7,582,098.18
635	Public Safety Employees Retirement System Plan 2	412,794.56	12,261,248.01	12,339,231.49	334,811.08	27,527.50	362,338.58
641	Public Employees' Retirement System Combined Plan 2 & 3	16,629,236.32	379,339,609.99	375,918,289.82	20,050,556.49	870,473.87	20,921,030.36
642	Teachers' Retirement System Combined Plan 2 and 3	22,265,982.41	243,833,626.68	243,145,998.96	22,953,610.13	177,941.38	23,131,551.51
661	Higher Ed Retirement Plan Supplemental Benefit-UW	60.04	715,632.16	715,621.05	71.15	71.15

RECEIPTS & DISBURSEMENTS FOR TREASURY FUNDS

		December 1, 2023	December 2023		December 31, 2023		
		Beginning Book Balance	Plus Receipts	Less Disbursements	Ending Book Balance	Outstanding Warrants	Ending Cash Balance
PENSION TRUST FUNDS (Continued)							
662	Higher Ed Retirement Plan Supplemental Benefit -WSU	\$	\$ 97,352.83	\$ 97,352.83	\$	\$	\$
663	Higher Ed Retirement Plan Supplemental Benefit-EWU	7,559.78	15,583.17	15,308.75	7,834.20	7,834.20
664	Higher Ed Retirement Plan Supplemental Benefit-CWU	16,881.13	16,881.13
665	Higher Ed Retirement Plan Supplemental Benefit-TESC	4,304.92	4,304.92
667	Higher Ed Retirement Plan Supplemental Benefit-WWU	23,910.08	23,910.08
668	Higher Ed Retirement Plan Supplemental Benefit -SBCTC	82,616.96	82,616.96
722	Deferred Compensation Principal	6,083,102.51	82,377,658.05	82,700,284.38	5,760,476.18	2,964.00	5,763,440.18
729	Judicial Retirement Principal	11,560.08	85,314.24	85,267.61	11,606.71	11,606.71
819	LEOFF Plan 1 Retirement	2,959,239.96	33,457,216.70	33,218,764.47	3,197,692.19	86,006.05	3,283,698.24
829	LEOFF Plan 2 Retirement	3,886,703.93	96,261,785.23	93,185,390.37	6,963,098.79	202,460.61	7,165,559.40
882	Washington Judicial Retirement System	9,653,474.95	29,907.62	545,162.31	9,138,220.26	9,138,220.26
TOTAL PENSION TRUST FUNDS		\$ 93,011,762.28	\$ 1,174,116,813.21	\$ 1,166,792,917.22	\$ 100,335,658.27	\$ 1,824,363.62	\$ 102,160,021.89
CUSTODIAL FUNDS							
01P	Suspense	\$ 86,214,485.25	\$ 2,651,854,729.26	\$ 2,666,586,387.30	\$ 71,482,827.21	\$ 72,688.97	\$ 71,555,516.18
01R	Undistributed Receipts	32,548.80	32,548.80	32,548.80
01T	Local Leasehold Excise Tax	25,810.41	(11,401.14)	37,211.55	37,211.55
034	Local Sales and Use Tax
035	State Payroll Revolving	30,241,423.40	716,510,430.60	698,258,135.89	48,493,718.11	2,200,897.20	50,694,615.31
768	Local Real Estate Excise Tax
795	State Investment Board Commingled Monthly Bond
865	State Investment Board Commingled Trust	21,211.99	21,211.99
877	OASI Contribution
TOTAL CUSTODIAL FUNDS		\$ 116,514,267.86	\$ 3,368,386,371.85	\$ 3,364,854,334.04	\$ 120,046,305.67	\$ 2,273,586.17	\$ 122,319,891.84
TOTAL TREASURY FUNDS		\$ 17,651,065,811.08	\$ 10,815,651,813.69	\$ 11,387,517,852.97	\$ 17,079,199,771.80	\$ 170,607,143.82	\$ 17,249,806,915.62

RECEIPTS & DISBURSEMENTS FOR TREASURER'S TRUST FUNDS

		December 1, 2023	December 2023		December 31, 2023		
		Beginning Book Balance	Plus Receipts	Less Disbursements	Ending Book Balance	Outstanding Warrants	Ending Cash Balance
GENERAL FUND							
06N	Local Tax Administration	\$	\$	\$	\$	\$	\$
07F	Commercial Fisheries Buyback
08B	Foster Care Endowed Scholarship Trust	17,064.98	50.60	17,115.58	17,115.58
08E	Individual Development Account Program	2,135.22	6.33	2,141.55	2,141.55
08N	State Financial Aid	59,648,375.79	14,506,457.48	61,362,166.05	12,792,667.22	27,661.84	12,820,329.06
08T	Transportation Innovative Partnership
11M	Poet Laureate	115.55	115.55	115.55
11R	Hospital Infection Control Grant
12L	Outdoor Education and Recreation Prog	2,650,563.87	2,650,563.87	2,650,563.87
12P	Geoduck Aquaculture Research	25,226.60	(25,226.60)	(25,226.60)
131	Fair	4,038,183.88	11,998.50	18,143.96	4,032,038.42	1,056.72	4,033,095.14
14N	Legislative Oral History	31,139.20	31,139.20	31,139.20
14P	Skeletal Human Remains Assistance	161,899.46	161,899.46	161,899.46
15B	Food Animal Vet Scholarship
15N	Business Assistance
16F	Washington State Flag
16K	Mortgage Recovery
16R	Multiagency Permitting Team	101,882.53	302.11	102,184.64	102,184.64
17R	Aerospace Training Student Loan	199,539.15	4,456.22	5,654.59	198,340.78	38.33	198,379.11
18C	Native Education Public-Private Partnership
18F	High School Completion
18G	Opportunity Scholarship Match Transfer	15,538,000.00	5,149,003.86	10,388,996.14	10,388,996.14
18K	24/7 Sobriety	25,828.38	403.15	26,231.53	26,231.53
18V	Science, Technology, Engineering and Math Education Lighthouse
19J	Universal Communications Services	280,050.71	10,371.50	269,679.21	269,679.21
20L	Early Start	130,497.79	130,497.79	130,497.79
21J	Gina Grant Bull Memorial Legislative Page Scholarship	53,625.02	159.01	53,784.03	53,784.03
21L	Low-Income Home Rehabilitation	275,794.17	817.80	276,611.97	276,611.97
21T	Suicide-Safer Homes Project	25,000.01	25,000.01	25,000.01
22A	State Agency Office Relocation Pool	4,294,186.20	4,294,186.20	4,294,186.20
22B	Highway Worker Memorial Scholarship
22S	Landlord Mitigation Program	3,149,610.32	245,807.01	777,807.81	2,617,609.52	694,053.54	3,311,663.06
22V	Medical Student Loan	1,499,479.24	1,499,479.24	1,499,479.24

RECEIPTS & DISBURSEMENTS FOR TREASURER'S TRUST FUNDS

		December 1, 2023	December 2023		December 31, 2023		
		Beginning Book Balance	Plus Receipts	Less Disbursements	Ending Book Balance	Outstanding Warrants	Ending Cash Balance
GENERAL FUND (Continued)							
23B	Rural Jobs Program Match Transfer	\$ 399,895.86	\$	\$	\$ 399,895.86	\$	\$ 399,895.86
23E	Washington History Day	111,825.12	331.00	112,156.12	112,156.12
23F	Open Educational Resources
23L	Indian Health Improvement Reinvestment	957,697.87	26,452.27	44,480.15	939,669.99	939,669.99
24A	Behavioral Health Loan Repayment Program	11,813,918.19	72,112.07	11,741,806.12	15,178.10	11,756,984.22
24F	Veterans Service Officer
24W	Undocumented Student Support Loan Match
25B	Unemployment Insurance Relief	30,284.75	30,284.75	30,284.75
25E	Rosa Franklin Legislative Internship Program Scholarship	81.77	0.25	82.02	82.02
25J	Department of Transportation Purple Heart State
25K	Department of Veterans' Affairs Purple Heart State	1,050.00	1,050.00	1,050.00
25L	Military Department Purple Heart State
26F	Billy Frank Jr. National Statuary Hall Collection	85,787.26	254.38	86,041.64	86,041.64
27E	Equitable Access to Credit Program	1,374,502.00	78,924.00	1,453,426.00	1,453,426.00
27H	Veterans & Military Members Suicide Prevention	10,388.00	450.00	10,838.00	10,838.00
27M	WA State Global War on Terror Memorial	3,650.00	9,000.00	12,650.00	12,650.00
28B	Employee Ownership Revolving Loan Program
28N	Surgical Smoke Evacuation
290	Savings Incentive	2,788,720.05	2,696.70	2,786,023.35	2,786,023.35
447	Information Technology Investment Revolving	53,821,653.21	95,142.18	53,726,511.03	36.63	53,726,547.66
490	Regional Transportation Investment District
514	Agricultural Conservation Easements
534	Washington Graduate Fellowship Trust	489.80	489.80	489.80
551	Washington Youth and Families	124,634.31	124,634.31	124,634.31
552	Conservation Assistance Revolving	463,714.45	463,714.45	463,714.45
653	Washington Distinguished Professorship Trust
703	COVID-19 Unemployment
704	COVID-19 Public Health Response	(9,997,202.95)	16,579,574.71	16,365,995.50	(9,783,623.74)	843,611.14	(8,940,012.60)
708	Salary/Insurance Contribution Increase Revolving	169,080.41	169,080.41	169,080.41
743	College Faculty Awards Trust	186.14	186.14	186.14
747	Health Professional Loan Repayment & Scholarship Program	32,984,506.21	757.28	140,601.94	32,844,661.55	53,194.07	32,897,855.62
748	WA Career and College Pathways Innov Challenge	12,165,446.28	36,204.19	164,646.58	12,037,003.89	12,037,003.89

RECEIPTS & DISBURSEMENTS FOR TREASURER'S TRUST FUNDS

		December 1, 2023	December 2023			December 31, 2023		
		Beginning Book Balance	Plus Receipts	Less Disbursements	Ending Book Balance	Outstanding Warrants	Ending Cash Balance	
GENERAL FUND (Continued)								
781	Cross-State Trail	\$ 473.10	\$	\$	\$ 473.10	\$	\$	\$ 473.10
793	Health Insurance Pool
835	Four Year Student Child Care in Higher Education	71,382.57	71,382.57	71,382.57
TOTAL GENERAL FUND		\$ 199,505,135.87	\$ 31,502,406.29	\$ 84,234,049.49	\$ 146,773,492.67	\$ 1,634,830.37	\$	\$ 148,408,323.04
SPECIAL REVENUE FUNDS								
01F	Crime Victims' Compensation	\$ 3,538,055.10	\$ 156,754.14	\$	\$ 3,694,809.24	\$	\$	\$ 3,694,809.24
03K	Industrial Insurance Premium Refund	7,277,882.76	29,442.77	77,212.50	7,230,113.03	914.00	7,231,027.03
04F	Real Estate Education Program	616,218.88	3,788.60	844.70	619,162.78	619,162.78
06H	Oral History, State Library, and Archives	252,988.65	25,005.32	29,469.14	248,524.83	248,524.83
06J	Securities Prosecution	1,171,040.83	104,441.76	1,275,482.59	1,275,482.59
07A	Mortgage Lending Fraud Prosecution	125,893.58	111,931.40	37,700.00	200,124.98	37,700.00	237,824.98
07B	Organ and Tissue Donation Awareness	38,869.38	41,035.33	79,904.71	79,904.71
07E	Contract Harvesting Revolving	6,200,227.36	37,168.08	2,205,210.81	4,032,184.63	149,337.17	4,181,521.80
07J	"Helping Kids Speak"	2,543.35	1,582.00	4,125.35	4,125.35
07K	Special License Plate Applicant Trust	12,206.00	12,206.00	12,206.00
07L	Legislative International Trade	1,110.85	375.00	735.85	375.00	1,110.85
07N	Produce Railcar Pool	52.72	0.16	52.88	52.88
07T	Commemorative Works	3,609.63	10.71	3,620.34	3,620.34
07V	Fish and Wildlife Enforcement Reward	127,032.08	4,766.55	1,720.97	130,077.66	130,077.66
08C	Gonzaga University Alumni Association	5,687.38	3,840.68	9,528.06	9,528.06
08F	Lighthouse Environmental Programs	10,222.31	5,908.01	16,130.32	16,130.32
08G	Flexible Spending Administrative	2,374,718.92	83,214.00	79,252.28	2,378,680.64	2,378,680.64
08J	Prescription Drug Consortium	78,255.82	78,255.82	78,255.82
08L	"Ski & Ride Washington"	5,898.89	2,594.67	8,493.56	8,493.56
08P	State Parks Education and Enhancement	361,902.74	11,494.02	14,068.08	359,328.68	359,328.68
08V	Veterans Stewardship	1,185,285.89	56,611.88	65,699.43	1,176,198.34	1,091.28	1,177,289.62
08W	"Washington's National Park Fund"	26,277.95	23,646.05	49,924.00	49,924.00
098	Eastern Washington Pheasant Enhancement	90,307.67	7,223.50	37,911.93	59,619.24	2.79	59,622.03
09A	We Love Our Pets	11,010.92	4,839.35	15,850.27	15,850.27
09B	Boating Safety Education Certification	883,989.39	4,629.00	13,769.24	874,849.15	1,445.11	876,294.26
09J	Washington Coastal Crab Pot Buoy Tag	213,574.58	10,875.00	3,590.69	220,858.89	220,858.89
09K	Life Sciences Discovery	900,513.27	2,670.26	903,183.53	903,183.53
09L	Nursing Resource Center	622,287.81	71,892.00	348,692.25	345,487.56	5.00	345,492.56

RECEIPTS & DISBURSEMENTS FOR TREASURER'S TRUST FUNDS

	December 1, 2023		December 2023		December 31, 2023		
	Beginning Book Balance		Plus Receipts	Less Disbursements	Ending Book Balance	Outstanding Warrants	Ending Cash Balance
SPECIAL REVENUE FUNDS (Continued)							
10F "Share the Road"	\$ 15,576.38		\$ 5,660.67	\$	\$ 21,237.05	\$	\$ 21,237.05
11A Employment Training Finance	413,429.17		6,130.91	40,314.00	379,246.08	379,246.08
11J Electronic Products Recycling	1,017,803.77		219,774.00	34,220.91	1,203,356.86	13,021.41	1,216,378.27
11P Large On-Site Sewage Systems
11V Veteran Estate Management	28,820.53		30,603.46	45,536.98	13,887.01	21.61	13,908.62
126 Agricultural Local	31,989,495.04		5,949,702.77	3,975,541.25	33,963,656.56	38,670.85	34,002,327.41
128 Grain Inspection Revolving	(1,260,085.59)		792,477.57	1,229,072.08	(1,696,680.10)	1,312.89	(1,695,367.21)
12E Assisted Living Facility Management	731,466.25		(21,587.46)	753,053.71	753,053.71
12F Manufactured/Mobile Home Dispute Resol	2,371,179.13		47,312.25	57,586.04	2,360,905.34	2,360,905.34
12G Rockfish Research	318,102.32		2,566.40	22,124.99	298,543.73	298,543.73
12H Uniformed Service Shared Leave Pool	1,029,150.76		(7,539.97)	1,036,690.73	1,036,690.73
12N Get Ready For Math & Science Schlarshp	284,943.95		1,371.89	286,315.84	286,315.84
133 Children's Trust	429,251.21		5,615.64	14,298.46	420,568.39	60.00	420,628.39
14E Washington State Library Operations	5,030,651.53		487,296.10	409,582.66	5,108,364.97	18,464.44	5,126,829.41
14W Reduced Cigarette Ignition Propensity	801,974.08		5,378.86	807,352.94	807,352.94
15T Broadband Mapping
15V Funeral and Cemetery	623,470.11		64,120.48	63,202.64	624,387.95	723.20	625,111.15
15W Guaranteed Asset Protection Waiver	19,750.00		19,750.00	19,750.00
163 Worker and Community Right to Know	4,522,531.12		98,426.43	156,865.27	4,464,092.28	114.94	4,464,207.22
169 Horse Racing Commission Operating	1,414,910.52		72,533.70	69,623.52	1,417,820.70	520.70	1,418,341.40
16B Landscape Architects' License	432,905.82		(19,131.61)	24,732.99	389,041.22	260.12	389,301.34
16E Spec Forest Products Outreach/Education	77,048.47		88.89	77,137.36	77,137.36
16G Universal Vaccine Purchase	14,440,290.55		7,204,298.15	10,920,085.18	10,724,503.52	1,259,077.00	11,983,580.52
16L Accessible Communities	1,025,159.42		20,677.90	321.60	1,045,515.72	1,045,515.72
16N Disabled Veterans Assistance
16T Product Stewardship Programs	271,359.17		2,276.07	269,083.10	269,083.10
17L Foreclosure Fairness	875,609.12		7,045.44	24,758.34	857,896.22	320.00	858,216.22
17M Individual-Based/Portable Background Check Clearance	792,333.56		7,636.78	784,696.78	784,696.78
17V Volunteer Firefighters	5,301.34		2,258.67	7,560.01	7,560.01
180 Local Government Administrative Hearings	183,534.48		7,184.00	176,350.48	176,350.48
189 Clarke-McNary
18A Investing In Innovation
18E Educator Certification Processing	5,062,806.84		135,752.00	324,542.36	4,874,016.48	218,905.00	5,092,921.48
18M Music Matters Awareness	6,008.33		4,307.35	10,315.68	10,315.68

RECEIPTS & DISBURSEMENTS FOR TREASURER'S TRUST FUNDS

		December 1, 2023	December 2023		December 31, 2023		
		Beginning Book Balance	Plus Receipts	Less Disbursements	Ending Book Balance	Outstanding Warrants	Ending Cash Balance
SPECIAL REVENUE FUNDS (Continued)							
18N	Damage Prevention	\$ 156,808.86	\$ 1,200.00	\$ 900.00	\$ 157,108.86	\$	\$ 157,108.86
18R	Seattle Sounders FC	4,891.61	2,859.98	7,751.59	7,751.59
190	Forest Fire Protection Assessment	10,323,109.27	66.78	(976,079.60)	11,299,255.65	11,592.14	11,310,847.79
193	State Forest Nursery Revolving	(292,824.78)	834.75	(1,037,811.47)	745,821.44	243,757.89	989,579.33
195	Energy	0.21	0.21	0.21
197	Statute Law Committee Publications	850,694.60	3,441.19	5,476.00	848,659.79	164.80	848,824.59
198	Access Road Revolving	4,963,611.50	4,672.16	(53,758.42)	5,022,042.08	260.58	5,022,302.66
19B	School for the Blind	2,894,730.51	203,583.35	841,576.23	2,256,737.63	2,256,737.63
19E	4-H Program	392.00	364.00	756.00	756.00
19F	Seattle Seahawks	42,228.31	20,506.50	62,734.81	62,734.81
19H	Center for Deaf/Hard of Hearing Youth	1,818,045.48	20,503.06	1,838,548.54	1,838,548.54
19M	Seattle University	15,166.52	700.00	15,866.52	15,866.52
19P	Child Rescue	120,641.37	919.45	121,560.82	121,560.82
19R	Residential Services and Support	89,104.72	89,104.72	89,104.72
19W	Wolf-Livestock Conflict	282,758.83	282,758.83	282,758.83
205	Mobile Home Park Relocation	3,883,803.78	135,675.45	44,609.65	3,974,869.58	11,000.00	3,985,869.58
206	Cost of Supervision
209	Regional Fisheries Enhancement Group	1,832,852.43	19,947.61	96,844.47	1,755,955.57	43.48	1,755,999.05
20A	State Flower	2,296.01	1,663.68	3,959.69	3,959.69
20D	CPA Scholarship Transfer	100,000.00	100,000.00	100,000.00
20E	WA Internet Crimes Against Children	1,468,205.72	1,468,205.72	1,468,205.72
20G	Washington Farmers and Ranchers	464.34	196.00	660.34	660.34
20P	Nursing Facility Quality Enhancement	6,206,040.00	(333,470.48)	6,539,510.48	6,539,510.48
20W	Washington Tennis	14,421.11	140.00	14,561.11	14,561.11
210	Fire Protection Contractor License	1,004,263.94	379,709.32	52,180.95	1,331,792.31	1,331,792.31
213	Veterans' Emblem	27,351.43	210.00	27,561.43	27,561.43
214	Temporary Worker Housing	284,502.54	66,651.00	14,109.83	337,043.71	337,043.71
219	Air Operating Permit	2,745,234.97	127,088.15	2,618,146.82	2,618,146.82
21A	Washington State Wrestling	473.67	532.00	1,005.67	1,005.67
21C	Washington Sexual Assault Kit	19,436.57	19,436.57	19,436.57
21F	Fred Hutch	632.93	476.00	1,108.93	1,108.93
21G	Washington State Aviation	171,877.52	(15,324.65)	156,552.87	156,552.87
21N	NE WA Wolf-Livestock Management	600,383.29	1,852.54	114,493.72	487,742.11	487,742.11
21Q	Forest Health Revolving	34,291,107.00	122,967.69	1,561,356.64	32,852,718.05	626.82	32,853,344.87

RECEIPTS & DISBURSEMENTS FOR TREASURER'S TRUST FUNDS

	December 1, 2023		December 2023		December 31, 2023		
	Beginning Book Balance		Plus Receipts	Less Disbursements	Ending Book Balance	Outstanding Warrants	Ending Cash Balance
SPECIAL REVENUE FUNDS (Continued)							
21U Veteran's In-State Service Shared Leave Pool	\$ 308,874.23	\$		\$ (383.69)	\$ 309,257.92	\$	\$ 309,257.92
21W K-12 Criminal Background Check	543,210.58		510,240.50	187,072.37	866,378.71	95.25	866,473.96
225 Fingerprint Identification	6,238,063.83		1,096,186.50	799,836.63	6,534,413.70	1,350.97	6,535,764.67
22G Photovoltaic Module Recycling	5,889.78				5,889.78		5,889.78
22H Foster Parent Shared Leave Pool	331,292.96			7,669.24	323,623.72	4,807.20	328,430.92
22K Watershed Restoration Enhancement	816,850.00		22,950.00		839,800.00		839,800.00
22L Public Use General Aviation Airport Loan Revolving	9,277,765.21		28,260.89	130,615.89	9,175,410.21		9,175,410.21
22N Fish and Wildlife Federal Lands Revolving	(14,727.90)		(5.82)	114,000.00	(128,733.72)		(128,733.72)
22P Natural Resources Federal Lands Revolving	11,092,681.19		35,434.96	(827,435.57)	11,955,551.72	50.00	11,955,601.72
22Q Seattle Mariners	3,242.08				3,242.08		3,242.08
23A Student Loan Advocate	714,566.27			16,049.24	698,517.03		698,517.03
23C Department of Licensing Tuition Recovery	157,160.79		1,696.72		158,857.51		158,857.51
23D Student Achievement Council Tuition Recovery Trust	459,817.43		1,359.37		461,176.80		461,176.80
23K Smoke Detection Device Awareness	36,533.32				36,533.32		36,533.32
23M County Road Administration Board Emergency Loan	2,612,391.40		7,746.42		2,620,137.82		2,620,137.82
24C San Juan Islands Programs	3,423.02		4,165.01		7,588.03		7,588.03
24D Seattle Storm							
24E Washington State Library-Archives Building	19,494,548.42		232,454.67		19,727,003.09		19,727,003.09
24G Hemp Regulatory	264,034.74		2,182.92	1,965.14	264,252.52	5,525.00	269,777.52
24R Energy Independence Act Special							
24S Seattle NHL Hockey	2,411.50		2,616.25		5,027.75		5,027.75
24T State Firearms Background Check System	1,483,029.76			106,955.54	1,376,074.22	30.00	1,376,104.22
259 Coastal Crab	137,521.79		2,160.00	8,595.32	131,086.47		131,086.47
25A Washington Apples	329.00		2,594.66		2,923.66		2,923.66
25R Recycled Content	515,385.63		1,138.94	41,590.68	474,933.89		474,933.89
25S Recycling Enhancing							
25V Washington State Attorney General Charitable Asset Protection	720,366.08		69,751.00	65,876.29	724,240.79		724,240.79
26G Energy Facility Site Eval Council	(38,513.78)		89,323.89	155,320.04	(104,509.93)	315.44	(104,194.49)
26J WA State Leadership Board Spec Lic Plate	477,013.64		11,054.38		488,068.02		488,068.02
26S Patches Pal License Plate	1,017.34		1,400.00		2,417.34		2,417.34
274 Adult Family Home	532,968.24		(2,000.00)	6,130.06	524,838.18	10,543.41	535,381.59
27D Driver Resource Center	3,403,214.97			187,699.36	3,215,515.61	186,392.30	3,401,907.91

RECEIPTS & DISBURSEMENTS FOR TREASURER'S TRUST FUNDS

		December 1, 2023	December 2023		December 31, 2023		
		Beginning Book Balance	Plus Receipts	Less Disbursements	Ending Book Balance	Outstanding Warrants	Ending Cash Balance
SPECIAL REVENUE FUNDS (Continued)							
27N	Washington Wine License Plate	\$ 8,565.67	\$ 924.00	\$	\$ 9,489.67	\$	\$ 9,489.67
27R	Medical for People Living with HIV Rebate Revenue	(869,415.68)	12,142,173.37	3,615,876.18	7,656,881.51	648,391.13	8,305,272.64
27S	Child Sexual Abuse/Trafficking Prevention
27U	Fire Protection Compliance
27V	WA State Attorney General Humane Detention
281	Impaired Driving Safety	(229,556.90)	82,935.01	94.50	(146,716.39)	94.50	(146,621.89)
283	Juvenile Accountability Incentive	324,449.63	962.07	325,411.70	325,411.70
28C	Responsible Battery Management
28D	Down Payment Assitance
28L	WA State Eastern WA Cultural Land Feature
297	Pipeline Safety	3,358,129.10	71,026.44	244,806.80	3,184,348.74	1,137.89	3,185,486.63
298	Geologists'	383,931.10	36,813.00	30,301.81	390,442.29	530.12	390,972.41
300	Financial Services Regulation	39,151,103.34	4,898,161.60	2,889,035.65	41,160,229.29	24,199.56	41,184,428.85
320	Puget Sound Crab Pot Buoy Tag	20,393.40	442.90	19,950.50	375.00	20,325.50
328	Crim Justice Training Commis Firing Range Maintenance	213,403.00	213,403.00	213,403.00
416	Surplus and Donated Food Commodities Revolving	1,708,529.44	1,030,808.19	793,645.34	1,945,692.29	1,945,692.29
424	Anti-Trust Revolving	2,090,769.29	1,058,825.05	1,031,944.24	1,244.55	1,033,188.79
474	School Employees Flexible & Dependent Care Administration	47,496.85	18,988.00	33,056.79	33,428.06	33,428.06
480	Financial Education Public-Private Partnership	131,041.17	10,000.00	141,041.17	141,041.17
485	Horse Racing Owners' Bonus/Breeder Awards	654,095.92	1,527.03	486,414.58	169,208.37	49,530.36	218,738.73
495	Toll Collection	26,261,104.96	16,338,080.35	16,477,986.72	26,121,198.59	96,955.71	26,218,154.30
496	Educator Conditional Scholarship	5,661,424.95	21,344.41	710,193.33	4,972,576.03	15,000.00	4,987,576.03
497	Horse Racing Commission Class C Purse Fund	250,165.44	3,909.78	254,075.22	254,075.22
498	Washington State Council of Fire Fighters Benevolent	12,145.69	10,971.38	23,117.07	23,117.07
499	Law Enforcement Memorial	46,730.44	25,645.76	72,376.20	72,376.20
501	Liquor Revolving	46,828,553.08	(26,908,927.94)	17,139,448.32	2,780,176.82	139,632.56	2,919,809.38
503	Tuition Recovery	4,516,036.64	27,237.51	24,280.56	4,518,993.59	3,412.62	4,522,406.21
515	DNA Data Base	997,993.39	16,276.55	26,723.45	987,546.49	987,546.49
516	Fruit and Vegetable Inspection	7,530,904.29	1,666,577.06	1,371,919.57	7,825,561.78	32,691.65	7,858,253.43
536	Federal Food Service Revolving	1,674,313.93	4,901,945.50	4,073,282.02	2,502,977.41	297,044.88	2,800,022.29
553	Performance Audits of Government	18,268,121.46	2,150,094.96	1,900,767.95	18,517,448.47	24,336.35	18,541,784.82

RECEIPTS & DISBURSEMENTS FOR TREASURER'S TRUST FUNDS

		December 1, 2023	December 2023		December 31, 2023		
		Beginning Book Balance	Plus Receipts	Less Disbursements	Ending Book Balance	Outstanding Warrants	Ending Cash Balance
SPECIAL REVENUE FUNDS (Continued)							
561	Community Technical College Innovation	\$ 5,902,413.73	\$ 789,025.54	\$ 1,059,995.30	\$ 5,631,443.97	\$	\$ 5,631,443.97
687	Rural Rehabilitation	21,208.88	62.86	21,271.74	21,271.74
688	Federal Local Rail Service Assistance	85,425.54	213.91	85,639.45	85,639.45
731	Child Care Facility Revolving	77,479.52	229.74	77,709.26	77,709.26
732	Nursing Home Civil Penalties	2,448,637.93	(35,156.70)	2,483,794.63	2,483,794.63
746	Hanford Area Economic Investment	4,771.80	17,636.58	22,408.38	22,408.38
749	Governor's Interagency Committee of State Employed Women	155,632.00	(79.20)	1,426.25	154,126.55	154,126.55
761	Basic Health Plan Subscription	250,744.09	250,744.09	250,744.09
763	Center for the Improvement of Student Learning	35,600.68	35,600.68	35,600.68
773	Commission on Higher Ed Prof Student Ex Program	51,200.00	51,200.00	51,200.00
774	University of Washington License Plate	149,329.12	23,009.09	172,338.21	172,338.21
776	Washington State University License Plate	107,756.00	56,569.48	107,784.00	56,541.48	56,541.48
778	Western Washington University License Plate	471.34	1,593.67	2,065.01	2,065.01
779	Eastern Washington University License Plate	148,870.60	3,969.02	152,839.62	152,839.62
780	School Zone Safety Account	1,386,939.75	19,631.87	1,303.96	1,405,267.66	1,405,267.66
783	Central Washington University License Plate	9,839.69	1,453.67	11,293.36	11,293.36
784	Miscellaneous Transportation Programs	(48,327,515.33)	39,406,054.41	38,623,375.28	(47,544,836.20)	1,537,329.75	(46,007,506.45)
786	The Evergreen State College License Plate	36,109.07	616.00	33,876.07	2,849.00	2,849.00
789	Advanced Environmental Mitigation Revolving	1,277,117.51	9,069.02	1,286,186.53	1,286,186.53
816	Stadium and Exhibition Center	3,003,319.13	1,733,836.99	2,313,543.07	2,423,613.05	2,423,613.05
821	Impaired Physician	345,810.54	149,232.00	178,504.44	316,538.10	150.00	316,688.10
823	Livestock Nutrient Management	31,983.76	350.00	32,333.76	32,333.76
833	Developmental Disabilities Endowment Trust	3,682,803.08	495,103.89	388,994.47	3,788,912.50	140,402.41	3,929,314.91
834	Capitol Furnishings Preservation Committee	43,987.98	43,987.98	43,987.98
878	Federal Forest Revolving	6,828.14	20.25	6,848.39	6,848.39
880	Advance Right-of-Way Revolving	44,437,403.00	(8,042,419.95)	(8,658,228.97)	45,053,212.02	2,307.44	45,055,519.46
884	Gambling Revolving	19,366,830.23	1,224,128.53	1,379,613.33	19,211,345.43	83,228.28	19,294,573.71
885	Plumbing Certificate	1,309,694.99	148,443.66	171,819.16	1,286,319.49	36.78	1,286,356.27
892	Pressure Systems Safety	1,086,840.12	220,271.16	179,090.56	1,128,020.72	1,218.12	1,129,238.84
TOTAL SPECIAL REVENUE FUNDS		\$ 428,773,472.36	\$ 71,850,188.50	\$ 108,398,009.66	\$ 392,225,651.20	\$ 5,318,147.45	\$ 397,543,798.65
CAPITAL PROJECTS FUNDS							
366	Watershed Restoration Enhancement Bond	\$ (943,070.82)	\$ 289,012.15	\$ 1,152,564.00	\$ (1,806,622.67)	\$ 57,710.43	\$ (1,748,912.24)

RECEIPTS & DISBURSEMENTS FOR TREASURER'S TRUST FUNDS

		December 1, 2023	December 2023			December 31, 2023		
		Beginning Book Balance	Plus Receipts	Less Disbursements	Ending Book Balance	Outstanding Warrants	Ending Cash Balance	
CAPITAL PROJECTS FUNDS (Continued)								
377	Watershed Restoration Enhancement Taxable Bond	\$	\$	\$	\$	\$	\$	
TOTAL CAPITAL PROJECTS FUNDS		\$ (943,070.82)	\$ 289,012.15	\$ 1,152,564.00	\$ (1,806,622.67)	\$ 57,710.43	\$ (1,748,912.24)	
PERMANENT FUNDS								
842	American Indian Scholarship Endowment	\$ 299,823.47	\$ 1,188.97	\$ 4,633.00	\$ 296,379.44	\$	\$ 296,379.44	
852	Foster Care Scholarship Endowment	4,023.66	11.93	4,035.59	4,035.59	
TOTAL PERMANENT FUNDS		\$ 303,847.13	\$ 1,200.90	\$ 4,633.00	\$ 300,415.03	\$	\$ 300,415.03	
ENTERPRISE FUNDS								
22E	Family and Medical Leave Enforcement	\$ 432,980.88	\$ 717.63	\$	\$ 433,698.51	\$	\$ 433,698.51	
22F	Family and Medical Leave Insurance	418,685,667.41	4,555,091.21	139,232,484.30	284,008,274.32	1,017,826.97	285,026,101.29	
413	Municipal Revolving	5,205,246.18	3,255,268.16	3,294,578.34	5,165,936.00	125.78	5,166,061.78	
438	Uniform Dental Plan Benefits Administration	622,412.69	613,916.00	616,906.08	619,422.61	619,422.61	
439	Uniform Medical Plan Benefits Administration	5,329,771.27	5,341,041.00	5,743,319.69	4,927,492.58	4,927,492.58	
442	Legislative Gift Center	227,742.23	26,923.84	28,388.48	226,277.59	1,053.71	227,331.30	
445	Self-Insured Empl'yr Overpymt Reimb	1,307,592.54	82,988.27	1,154.20	1,389,426.61	1,154.20	1,390,580.81	
446	Industrial Insurance Rainy Day Fund	
449	Certificates of Participation and Other Financing - Local	423,191.61	7,386,377.89	7,386,377.89	423,191.61	439,980.00	863,171.61	
456	Separately Managed State Treasurer's Service	211,865.67	17,970.79	12,318.61	217,517.85	217,517.85	
470	Imaging	178,752.50	58,198.27	36,403.56	200,547.21	200,547.21	
473	School Employees Insurance Reserve	59,407,478.05	181,213.53	59,588,691.58	59,588,691.58	
475	School Employees Dental Benefits Administration	474,524.68	455,522.00	457,463.10	472,583.58	472,583.58	
477	Lottery Investment	(4,083.61)	(4,083.61)	(4,083.61)	
493	School Employees' Insurance	(78,443,050.46)	192,009,036.09	164,646,177.75	(51,080,192.12)	331,041.35	(50,749,150.77)	
494	School Employees' Benefits Board Administration	1,846,033.26	1,979,584.37	2,078,824.55	1,746,793.08	1,746,793.08	
543	Judicial Information Systems	5,399,110.33	1,188,816.09	2,125,984.43	4,461,941.99	86,695.54	4,548,637.53	
544	Pollution Liability Insurance Program Trust	50,138,175.05	3,365,700.21	512,667.52	52,991,207.74	52,991,207.74	
545	Heating Oil Pollution Liability Trust	1,945,900.84	46,537.59	93,109.47	1,899,328.96	1,899,328.96	
567	Long-Term Services and Supports Trust	34,321,008.39	4,094,353.47	2,211,119.99	36,204,241.87	7,670.46	36,211,912.33	
721	Public Employees' and Retirees' Insurance	166,616,868.85	274,182,160.30	234,263,697.94	206,535,331.21	3,205,041.91	209,740,373.12	
730	Public Employees' and Retirees' Insurance Reserve	143,250,468.42	424,189.98	143,674,658.40	143,674,658.40	
788	Advanced College Tuition Payment Program	174,455.27	19,506,809.10	14,520,864.08	5,160,400.29	2,847,488.56	8,007,888.85	

RECEIPTS & DISBURSEMENTS FOR TREASURER'S TRUST FUNDS

	December 1, 2023		December 2023		December 31, 2023		
	Beginning Book Balance		Plus Receipts	Less Disbursements	Ending Book Balance	Outstanding Warrants	Ending Cash Balance
TOTAL ENTERPRISE FUNDS	\$ 817,752,112.05		\$ 518,772,415.79	\$ 577,261,839.98	\$ 759,262,687.86	\$ 7,938,078.48	\$ 767,200,766.34
INTERNAL SERVICE FUNDS							
411 Natural Resources Equipment	\$ 15,988,956.12		\$ 14,166.07	\$ (2,296,851.10)	\$ 18,299,973.29	\$ 727,313.50	\$ 19,027,286.79
421 Education Technology Revolving Fund	16,004,679.17		200,030.34	923,910.85	15,280,798.66	152,868.28	15,433,666.94
422 General Administration Services	74,724,231.15		22,181,819.98	44,386,212.37	52,519,838.76	79,759.85	52,599,598.61
436 OFM Labor Relations Service	3,150,506.52		541,834.39	686,176.11	3,006,164.80	1,606.45	3,007,771.25
444 Fish & Wildlife Equipment	(1,507.69)		72,818.27	54,556.91	16,753.67	335.06	17,088.73
453 Minority and Women's Business Enterprises	2,693,508.65		125,000.00	267,139.91	2,551,368.74	2,551,368.74
458 Consolidated Technology Services Revolving	13,747,242.39		16,378,233.40	13,555,965.12	16,569,510.67	151,026.59	16,720,537.26
461 Shared Information Technology System Revolving
466 Statewide Info Tech System Development Revolving	40,922,838.44		2,051,720.79	1,832,228.94	41,142,330.29	3,618.60	41,145,948.89
471 State Patrol Nonappropriated Airplane Revolving	194,703.96		28,371.82	166,332.14	166,332.14
472 Statewide Info Tech System Maintenance & Operations Revolving	29,280,135.38		1,809,304.64	4,171,327.53	26,918,112.49	8,287.18	26,926,399.67
546 Risk Management	(1,449,212.68)		2,555,798.40	3,357,124.24	(2,250,538.52)	(2,250,538.52)
547 Liability	(103,737,143.71)		561,340.86	36,729,962.07	(139,905,764.92)	1,754,541.88	(138,151,223.04)
739 Certificates of Participation and Other Financing - State	11,408,017.58		2,215,668.02	12,935,851.04	687,834.56	1,564.75	689,399.31
TOTAL INTERNAL SERVICE FUNDS	\$ 102,926,955.28		\$ 48,707,735.16	\$ 116,631,975.81	\$ 35,002,714.63	\$ 2,880,922.14	\$ 37,883,636.77
PRIVATE PURPOSE FUNDS							
196 Unclaimed Personal Property	\$ 233,935.38		\$ 12,368,286.44	\$ 11,277,940.13	\$ 1,324,281.69	\$ 7,968,624.37	\$ 9,292,906.06
463 WA College Savings Program	(458,021.54)		52,444.44	98,500.72	(504,077.82)	12,047.50	(492,030.32)
738 Department of Social and Health Services Trust	53,654.52		53,654.52	53,654.52
799 WA Achieving a Better Life Experience Program	127,549.76		378.25	127,928.01	127,928.01
TOTAL PRIVATE PURPOSE FUNDS	\$ (42,881.88)		\$ 12,421,109.13	\$ 11,376,440.85	\$ 1,001,786.40	\$ 7,980,671.87	\$ 8,982,458.27
PENSION TRUST FUNDS							
838 LEOFF Retirement System Benefits Improvement	\$		\$	\$	\$	\$	\$
TOTAL PENSION TRUST FUNDS	\$		\$	\$	\$	\$	\$
CUSTODIAL FUNDS							
165 Salary Reduction	\$ 11,103,621.47		\$ 3,574,864.97	\$ 3,310,534.82	\$ 11,367,951.62	\$	\$ 11,367,951.62

RECEIPTS & DISBURSEMENTS FOR TREASURER'S TRUST FUNDS

		December 1, 2023	December 2023		December 31, 2023		
		Beginning Book Balance	Plus Receipts	Less Disbursements	Ending Book Balance	Outstanding Warrants	Ending Cash Balance
CUSTODIAL FUNDS (Continued)							
16C	Real Estate/Property Tax Admin Assistance	\$ 37,080.00	\$ 38,867.50	\$ 37,080.00	\$ 38,867.50	\$	\$ 38,867.50
17A	County 911 Excise Tax	7,025,691.97	41,039.89	6,984,652.08	6,984,652.08
525	Washington State Combined Fund Drive	697,867.15	494,302.83	53,086.74	1,139,083.24	81,442.43	1,220,525.67
660	Natural Resources Deposit	51,885,918.88	38,936,787.96	33,843,447.30	56,979,259.54	596,254.44	57,575,513.98
734	Centennial Document Preservation and Modernization	871,157.54	140,906.05	1,012,063.59	1,012,063.59
737	High Occupancy Vehicle
757	Maritime Historic Restoration and Preservation	4,063.23	41.32	4,104.55	4,104.55
797	Local Tourism Promotion	2,046,652.83	341,699.56	1,704,953.27	1,704,953.27
802	School Employees Salary Reduction	1,012,222.45	1,921,756.92	1,357,385.41	1,576,593.96	1,576,593.96
TOTAL CUSTODIAL FUNDS		\$ 74,684,275.52	\$ 45,107,527.55	\$ 38,984,273.72	\$ 80,807,529.35	\$ 677,696.87	\$ 81,485,226.22
TOTAL TREASURER'S TRUST FUNDS		\$ 1,622,959,845.51	\$ 728,651,595.47	\$ 938,043,786.51	\$ 1,413,567,654.47	\$ 26,488,057.61	\$ 1,440,055,712.08

INVESTMENT STATEMENT

Fund / Account	December 1, 2023	Purchased	Maturities & Sales	Amortization	December 31, 2023
Treasury & Treasurer's Trust					
Investments (trade date basis)	\$ 19,271,028,981.92	\$ 3,878,473,900.14	\$ 4,587,627,473.49	\$ 8,418,379.07	\$ 18,570,293,787.64
Reverse Repurchase Agreements
Purchased Accrued Interest	5,140,747.78	1,098,578.83	736,546.11	5,502,780.50
Total Treasury & Treasurer's Trust	<u>\$ 19,276,169,729.70</u>	<u>\$ 3,879,572,478.97</u>	<u>\$ 4,588,364,019.60</u>	<u>\$ 8,418,379.07</u>	<u>\$ 18,575,796,568.14</u>
Local Government Investment Pool					
Investments (trade date basis)	\$ 26,709,857,763.81	\$ 129,580,206,784.79	\$ 131,933,165,088.43	\$ 35,403,331.20	\$ 24,392,302,791.37
Reverse Repurchase Agreements
Purchased Accrued Interest	268,172.80	904,351.00	1,172,523.80
Total Local Government Investment Pool	<u>\$ 26,710,125,936.61</u>	<u>\$ 129,581,111,135.79</u>	<u>\$ 131,933,165,088.43</u>	<u>\$ 35,403,331.20</u>	<u>\$ 24,393,475,315.17</u>
Separately Managed Accounts					
Investments (trade date basis)	\$ 1,059,478,012.79	\$ 8,388,536.24	\$ 17,984,832.98	\$ 513,305.09	\$ 1,050,395,021.14
Purchased Accrued Interest	316,031.40	119,672.85	196,358.55
Total Separately Managed Accounts	<u>\$ 1,059,794,044.19</u>	<u>\$ 8,388,536.24</u>	<u>\$ 18,104,505.83</u>	<u>\$ 513,305.09</u>	<u>\$ 1,050,591,379.69</u>
Total All Accounts	<u>\$ 47,046,089,710.50</u>	<u>\$ 133,469,072,151.00</u>	<u>\$ 136,539,633,613.86</u>	<u>\$ 44,335,015.36</u>	<u>\$ 44,019,863,263.00</u>

INVESTMENT INTEREST INCOME & CAPITAL GAINS

Fund / Account	December 2023	December 2022	Fiscal Year 2024	Fiscal Year 2023
Treasury & Treasurer's Trust				
Cash	\$ 30,494,759.19	\$ 17,650,122.80	\$ 234,563,062.15	\$ 109,370,712.91
Custody Bank Fees	0.01	(12,219.06)	(55,268.25)	(69,260.86)
Other Bank Fees	(2,757.67)	(3,202.50)	(15,616.24)	(17,832.59)
Amortization	8,418,379.07	9,675,715.16	78,264,878.90	31,785,554.51
Accrued Interest	23,983,788.63	13,906,547.09	33,519,222.39	32,857,024.55
Gains and Losses	55,870.25	103,132.31	55,870.25	294,506.89
Total Treasury & Treasurer's Trust	\$ 62,950,039.48	\$ 41,320,095.80	\$ 346,332,149.20	\$ 174,220,705.41
Local Government Investment Pool				
Cash	\$ 65,925,772.00	\$ 39,516,640.82	\$ 401,740,949.17	\$ 168,273,728.99
Amortization	35,403,331.20	26,618,452.75	217,803,497.24	124,763,442.19
Accrued Interest	12,857,049.22	8,589,831.53	12,644,175.91	33,025,972.48
Gains and Losses	19,878.24	346,715.22	29,841.36	622,925.22
Total Local Government Investment Pool	\$ 114,206,030.66	\$ 75,071,640.32	\$ 632,218,463.68	\$ 326,686,068.88
Separately Managed Accounts				
Cash	\$ 1,248,170.41	\$ 982,214.55	\$ 9,107,622.13	\$ 5,975,414.41
Amortization	513,305.09	95,068.22	2,495,330.04	(2,577.69)
Accrued Interest	771,156.35	375,966.03	1,799,043.79	1,348,246.46
Gains and Losses	22,539.23
Total Separately Managed Accounts	\$ 2,532,631.85	\$ 1,453,248.80	\$ 13,401,995.96	\$ 7,343,622.41
Total All Accounts	\$ 179,688,701.99	\$ 117,844,984.92	\$ 991,952,608.84	\$ 508,250,396.70

**MIKE PELLICCIOTTI
STATE TREASURER
PO BOX 40200
OLYMPIA WA 98504-0200**

