



Washington State Treasurer's Monthly Report

February 2024



MIKE PELLICCIOTTI
State Treasurer

In accordance with the Americans with Disabilities Act, this publication will be made available in alternate formats upon request to the Office of the State Treasurer, Legislative Building, 2nd Floor, Olympia, Washington 98504-0200, telephone (360) 902-9000, fax (360) 902-9037 or TTY Users Call: 7-1-1. Web Site: <http://tre.wa.gov>.

Cover photo taken by Treasurer's Office staff.

TABLE OF CONTENTS

	<i>Page</i>
State Treasurer's Letter	1
General Fund	2
Treasury, Treasurer's Trust and Local Government Investment Pool Flow Chart.....	3
Treasury & Treasurer's Trust, Treasury and Treasurer's Trust Charts	4
General Fund and Local Government Investment Pool Charts	5
Receipts and Disbursements for Treasury Funds.....	6
Receipts and Disbursements for Treasurer's Trust Funds	20
Investment Statement	31
Investment Interest Income and Capital Gains.....	32



Mike Pellicciotti
State Treasurer

State of Washington
Office of the Treasurer
Legislative Building
P.O. Box 40200
Olympia, Washington 98504

(360) 902-9000 TTY 7-1-1
FAX (360) 902-9037
<http://tre.wa.gov>



Fellow Washingtonians,

I am pleased to report on the operations of the Office of the State Treasurer for the month of February 2024. At the close of the month, the total of the treasury & treasurer's trust book balances was \$18.4 billion with investment earnings distributed for the month of \$59.9 million.

Sincerely,

A handwritten signature in blue ink that reads "Mike Pellicciotti". The signature is fluid and cursive.

Mike Pellicciotti
Washington State Treasurer

GENERAL FUND

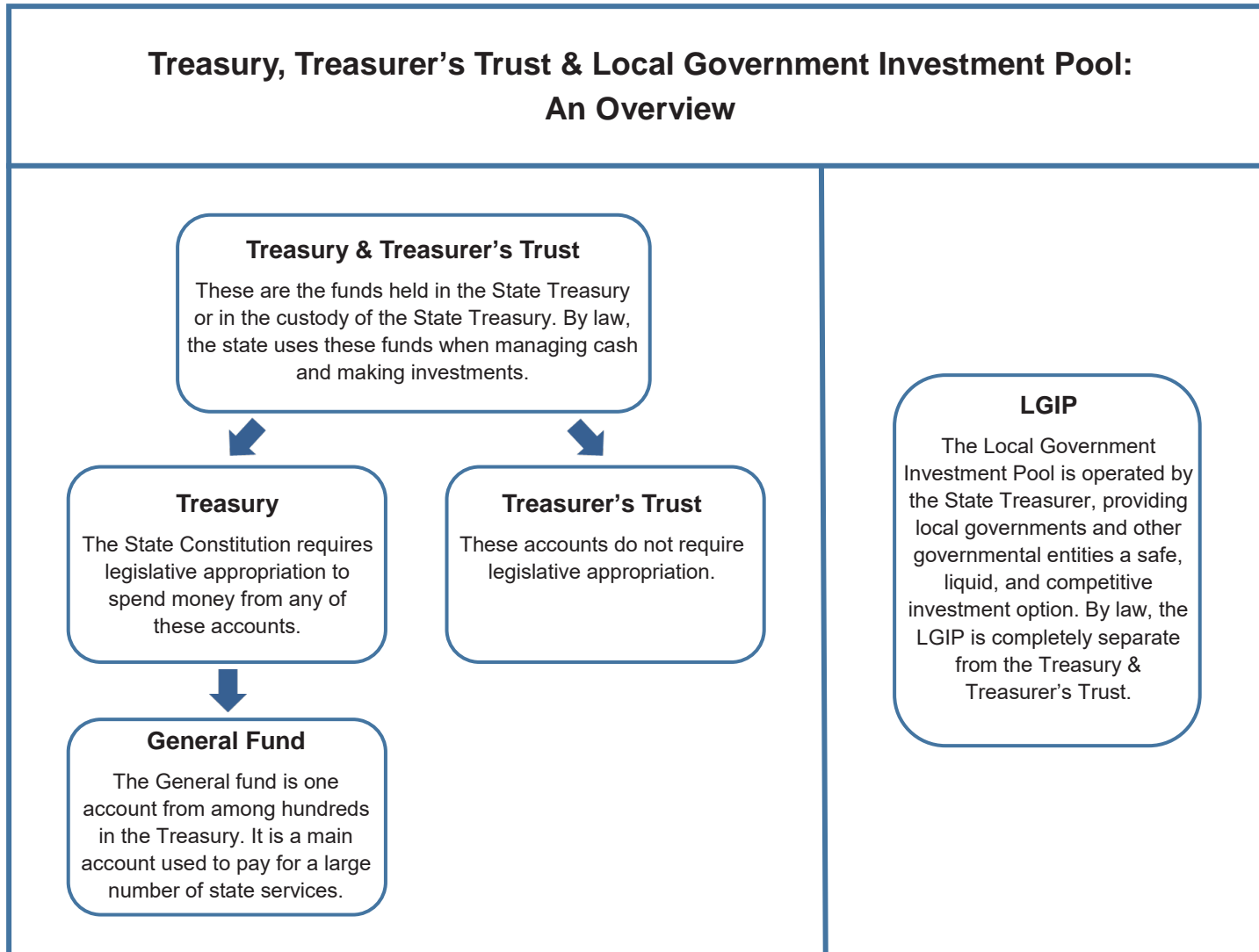
CURRENT MONTH AND FISCAL YEAR TO DATE COMPARISON

	<i>(In Millions)</i>			
	Month of February		Fiscal Year to Date	
	2024	2023	2024	2023
Beginning Book Balance	\$ 2,216.692	3,195.668	4,445.348	4,503.455
Cash Revenue	\$ 3,587.018	3,020.000	30,617.102	31,499.632
Other Cash Receipts	(22.288)	(129.596)	3,858.830	4,143.587
Total Cash Receipts	3,564.730	2,890.404	34,475.932	35,643.219
Total Cash Disbursements	4,971.294	4,822.817	38,111.152	38,883.419
Ending Book Balance	\$ 810.128	1,263.255	810.128	1,263.255
Cash Revenue				
Bond Retirement & Interest	\$ 0.000	\$ (0.001)	\$ (0.118)	\$ (0.226)
Secretary of State	4.696	5.025	35.567	35.837
Department of Revenue:				
Retail Sales Tax	1,111.963	1,021.048	9,990.655	9,906.928
Business & Occupation Tax	504.206	456.017	4,262.536	4,149.126
Compensating Tax	75.836	58.457	657.610	649.513
Cigarette Tax	13.862	16.908	149.759	186.973
Public Utility Tax	56.347	55.146	340.414	350.460
Various Other Revenue	89.034	100.721	585.791	709.226
Insurance Commission	46.809	33.864	440.820	408.011
Liquor and Cannabis Board	2.258	1.813	78.092	97.595
Department of Licensing:				
Excise Tax - Other	0.012	0.011	0.106	0.097
Various Other Revenue	0.709	1.320	7.409	8.784
Department of Social & Health Services	10.610	(1.665)	32.930	29.745
Universities & Colleges	0.190	0.000	116.521	0.630
Treasurer's Transfers	(17.451)	1.354	(196.107)	(192.562)
Counties:				
Property Tax	12.017	10.267	2,105.209	2,044.967
Real Estate Excise Tax	74.467	64.607	722.024	958.847
Various Other Revenue	3.664	2.471	28.795	22.834
Federal Grants-In-Aid (All Agencies)	1,620.068	1,484.174	10,679.280	11,682.657
Revenues Distributed to Local Governments	(0.356)	(0.333)	(6.080)	(5.956)
Other Agencies' Cash Revenue	(21.923)	(291.204)	585.889	456.146
Total Cash Revenue	\$ 3,587.018	\$ 3,020.000	\$ 30,617.102	\$ 31,499.632

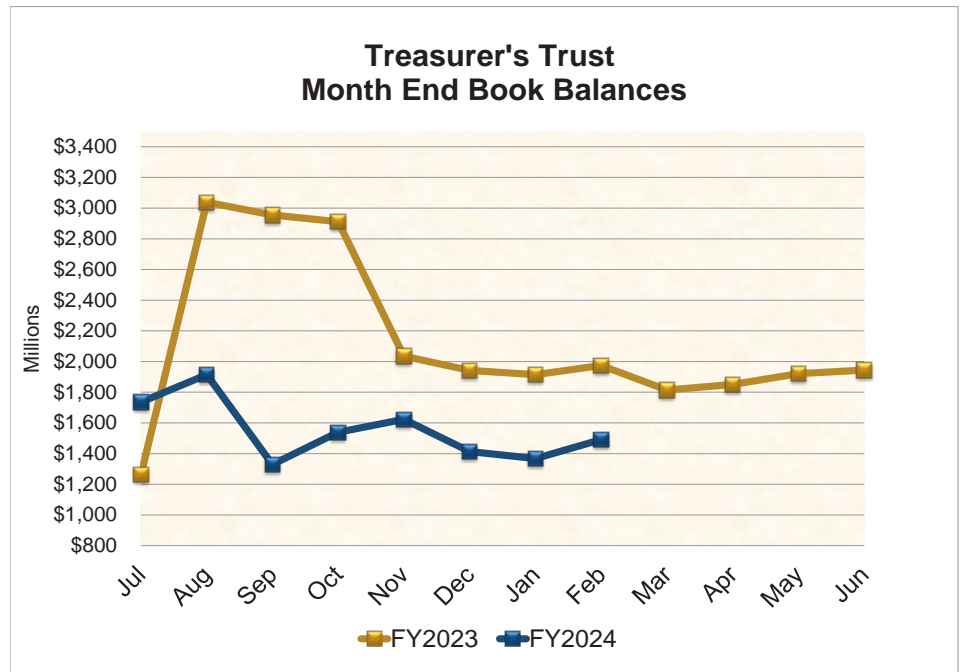
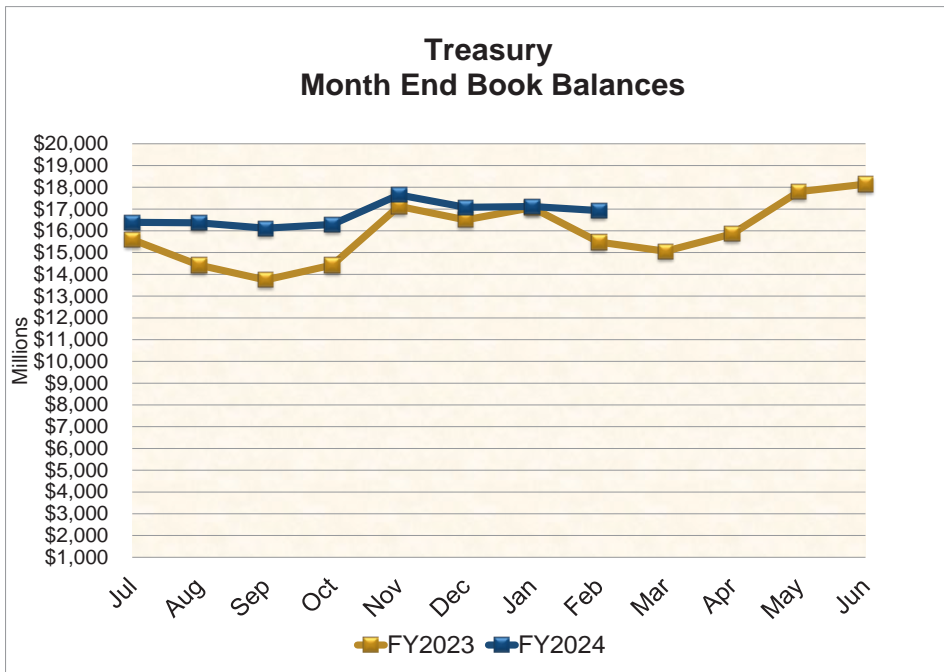
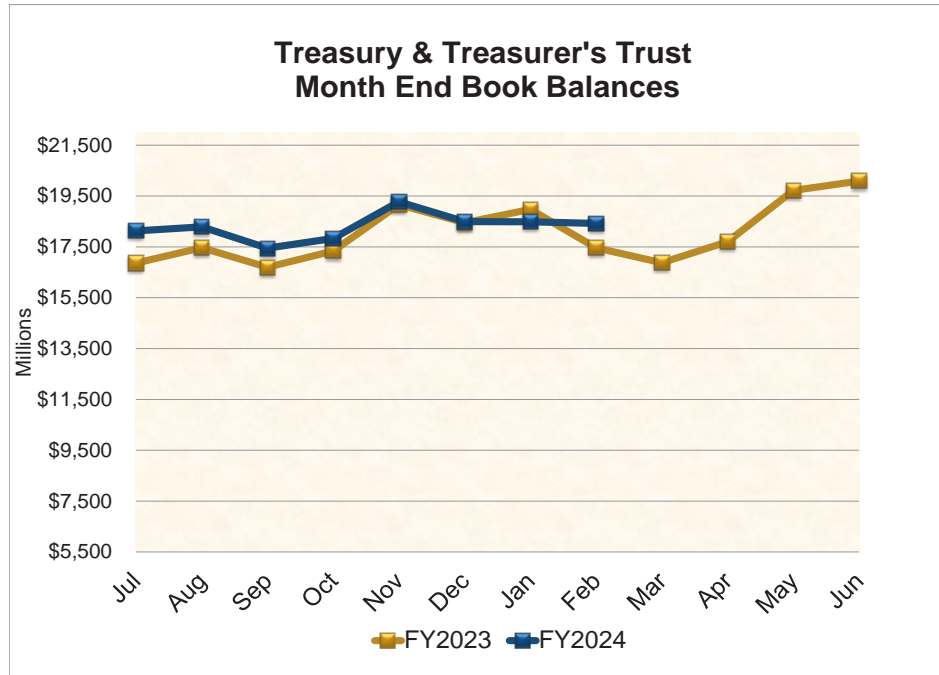
Source: Agency Financial Reporting System (AFRS)

TREASURY, TREASURER'S TRUST & LGIP FLOWCHART

The State Treasurer is charged with the cash management of public funds, which includes two categories of state funds and accounts: (1) funds and accounts located in the state treasury, which are subject to legislative appropriation; and (2) Treasurer's trust funds, which are accounts placed in the custody of the State Treasurer and not typically subject to legislative appropriation. Funds within these accounts are commingled for investment and cash management purposes. This flow chart describes the structure of the Treasury and Treasurer's Trust accounts. Month end balances of these accounts are shown on pages 4 and 5.

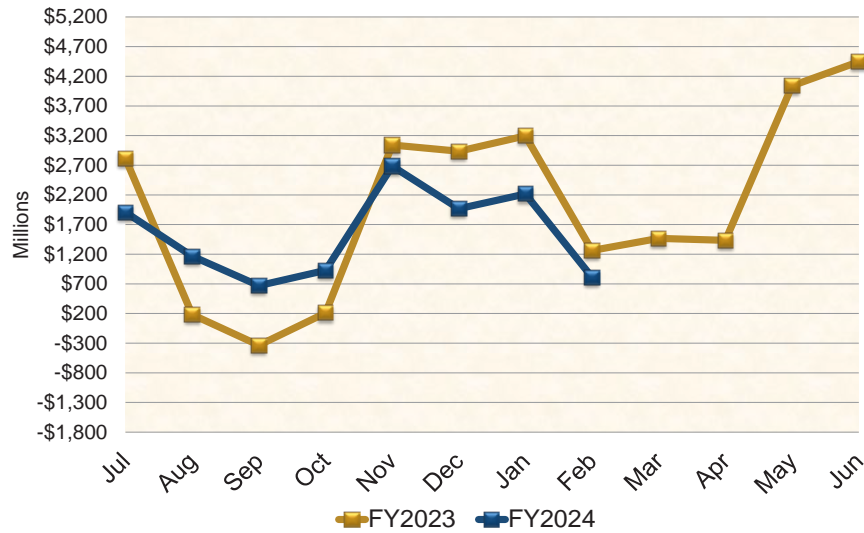


TREASURY & TREASURER'S TRUST CHARTS

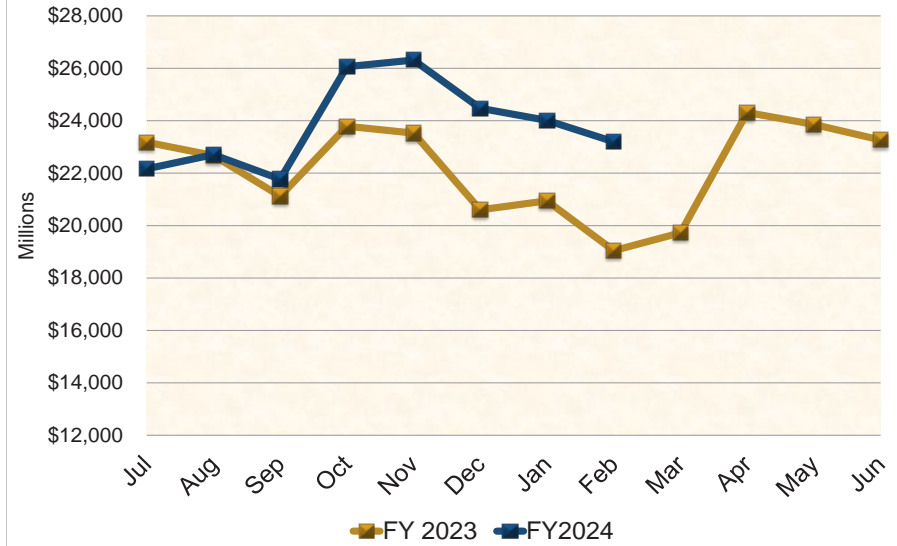


GENERAL FUND & LOCAL GOVERNMENT INVESTMENT POOL CHARTS

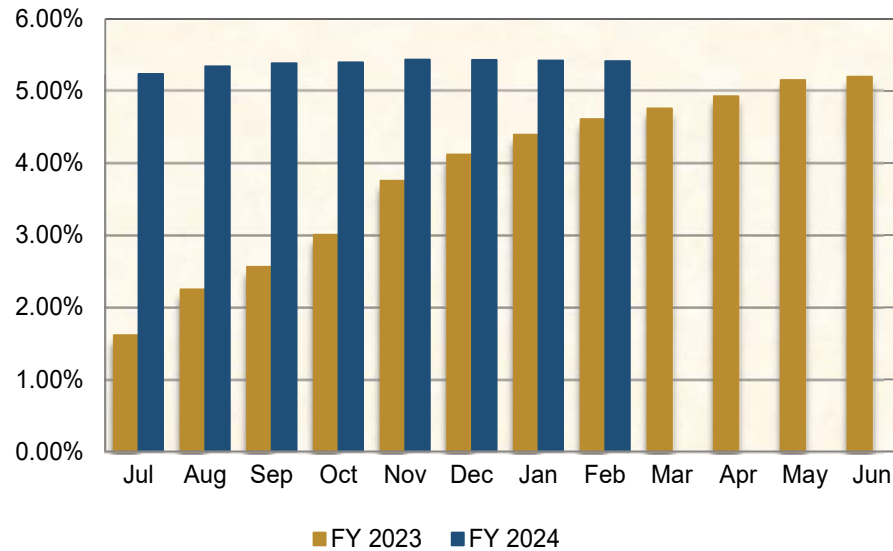
General Fund Month End Book Balances



Local Government Investment Pool Month End Book Balances



LGIP Net Yield (365 day basis)



RECEIPTS & DISBURSEMENTS FOR TREASURY FUNDS

	February 1, 2024		February 2024		February 29, 2024	
	Beginning Book Balance	Plus Receipts	Less Disbursements	Ending Book Balance	Outstanding Warrants	Ending Cash Balance
GENERAL FUND						
001 General	\$ 2,216,691,501.69	\$ 3,564,730,609.81	\$ 4,971,294,395.45	\$ 810,127,716.05	\$ 50,519,989.62	\$ 860,647,705.67
018 Millersylvania Park Current	210.50	210.50	210.50
01E Geothermal	101,167.70	4,474.32	4,474.32	101,167.70	101,167.70
01N Institutional Impact	19,144.72	19,144.72	19,144.72
02P Flood Control Assistance	3,723,827.26	98,097.44	3,625,729.82	3,625,729.82
031 State Investment Board Expense	8,125,377.26	2,341,463.53	2,547,944.74	7,918,896.05	1,172.94	7,920,068.99
032 State Emergency Water Projects Revolving	221,616.92	221,616.92	221,616.92
03A Excess Earnings
03L County Criminal Justice Assistance	3,603,501.71	59,721.17	114,192.00	3,549,030.88	2,380.57	3,551,411.45
03M Municipal Criminal Justice Assistance	661,020.19	39,183.42	21,479.32	678,724.29	1,190.27	679,914.56
051 State and Local Improvements Revolving	26,744.33	26,744.33	26,744.33
055 State & Local Improve Revolving (Waste Disp Facilities, 1980)	2,639.01	2,639.01	2,639.01
05C Criminal Justice Treatment	7,413,341.18	(300.00)	865,135.58	6,547,905.60	6,547,905.60
05M Tourism Development and Promotion
070 Outdoor Recreation	(22,612.45)	1,886,596.92	1,949,556.00	(85,571.53)	(85,571.53)
072 State & Local Improve Revolving (Water Supply Facilities)	844,313.29	13,107.69	831,205.60	831,205.60
09C Farm and Forest	(2,810.40)	133,887.19	178,336.06	(47,259.27)	(47,259.27)
09G Riparian Protection
09R Economic Development Strategic Reserve	10,290,191.63	454,257.13	9,835,934.50	9,835,934.50
10K Veterans Innovation Program	14,382.82	14,382.82	14,382.82
10P Columbia River Basin Water Supply Development	3,505,361.35	11,121.12	14,704.83	3,501,777.64	3,501,777.64
10T Hood Canal Aquatic Rehabilitation Bond
11N Heritage Barn Preservation
125 Site Closure	39,712,157.00	145,756.49	12,999.47	39,844,914.02	39,844,914.02
12J Boating Activities
12K Puget Sound Scientific Research
12R Independent Youth Housing
14B Budget Stabilization	663,909,949.79	2,072,448.52	665,982,398.31	665,982,398.31
14C Puget Sound Recovery
14H Community Preservation & Development Authority	2,799,099.15	47,403.06	2,751,696.09	2,751,696.09
15J Building Communities
15K Columbia River Water Delivery	16,173.66	16,173.66	16,173.66
15R Evergreen Job Training

RECEIPTS & DISBURSEMENTS FOR TREASURY FUNDS

		February 1, 2024	February 2024		February 29, 2024		
		Beginning Book Balance	Plus Receipts	Less Disbursements	Ending Book Balance	Outstanding Warrants	Ending Cash Balance
GENERAL FUND (Continued)							
16V	Water Rights Processing	\$ 87,287.33	\$ 200.00	\$	\$ 87,487.33	\$	\$ 87,487.33
177	Judicial Retirement Administrative
17C	Opportunity Express Account	62,171.42	62,171.42	62,171.42
17E	State Efficiency and Restructuring
17F	Washington Opportunity Pathways	119,684,710.49	2,106,699.22	19,250,394.64	102,541,015.07	138,505.23	102,679,520.30
17K	Basic Health Plan Stabilization
18H	Opportunity Expansion	326.64	326.64	326.64
19K	Yakima Integrated Plan Implementation
19L	Charter Schools Oversight	1,055,964.20	143,481.45	111,602.83	1,087,842.82	16,165.22	1,104,008.04
19N	Diesel Idle Reduction
20C	Yakima Integrated Plan Implementation Taxable Bond
20F	Invest in Washington	92,828.03	92,828.03	92,828.03
21B	Chehalis Basin
21D	Dairy Nutrient Infrastructure
21P	Sexual Assault Prevention and Response
21R	DCYF Contracted Services Performance Improvement
22C	Early Learning Facilities Revolving	(7,280.40)	109,668.79	102,388.39
22D	Early Learning Facilities Development	(27,925.40)	98,885.01	382,148.87	(311,189.26)	3,044.80	(308,144.46)
22T	Statewide Tourism Marketing	7,311,463.57	266,564.50	14,701.26	7,563,326.81	7,563,326.81
23H	Defense Community Compatibility
23J	Statewide Broadband	30,900,013.05	96,496.44	15,136.72	30,981,372.77	30,981,372.77
244	Habitat Conservation	236,413.42	236,413.42
24H	Career Connected Learning
24M	Climate Resiliency
24U	Sustainable Farms and Fields
253	Education Construction	23,370.52	72.96	23,443.48	23,443.48
25C	Elementary & Secondary School Emergency Relief III	(1,405,169.10)	28,966,703.30	28,955,523.43	(1,393,989.23)	566,035.12	(827,954.11)
25D	Manufacturing and Warehousing Job Centers	2,160,234.66	2,160,234.66	2,160,234.66
25F	Forest Resiliency	591,556.41	10,704.51	136,448.68	465,812.24	86,206.88	552,019.12
25G	Manufacturing Cluster Acceleration	2,798,000.00	2,798,000.00	2,798,000.00
25H	Fair Start for Kids
25P	Wildfire Response, Forest Restoration, and Community Resilience	36,735,333.36	34,325.40	6,347,729.25	30,421,929.51	730,817.46	31,152,746.97

RECEIPTS & DISBURSEMENTS FOR TREASURY FUNDS

		February 1, 2024	February 2024			February 29, 2024		
		Beginning Book Balance	Plus Receipts	Less Disbursements	Ending Book Balance	Outstanding Warrants	Ending Cash Balance	
GENERAL FUND (Continued)								
26H	Washington State Leadership Board	\$ 368,781.94	\$ 234.07	\$ 71,520.39	\$ 297,495.62	\$	\$ 297,495.62	
26K	School Seismic Safety Grant Program	
26R	Clean Energy Transition Workforce	
26T	Washington Student Loan	95,572,307.24	298,336.67	95,870,643.91	95,870,643.91	
26U	Apple Health and Homes	94,525,540.30	103,685.45	94,421,854.85	94,421,854.85	
26V	Capital Community Assistance	316,653,065.96	180.42	9,367,394.28	307,285,852.10	265,153.89	307,551,005.99	
27A	Energy Efficiency Revolving Loan Capital	
27B	Electric Vehicle Incentive	118,974,031.72	146,243.99	118,827,787.73	118,827,787.73	
27C	Community Reinvestment	198,937,773.43	462,164.86	198,475,608.57	81,306.06	198,556,914.63	
27F	State Lands Dev Authority Capital	
27G	State Lands Dev Authority Operating	
27K	Digital Equity	
28E	Emergency Drought Response	2,956,642.55	6,055.27	2,950,587.28	2,950,587.28	
28K	State Crime Victim & Witness Assistantance	500,000.00	500,000.00	500,000.00	
291	Education Savings	
355	State Taxable Building Construction	60,239,154.66	(109,687.39)	6,908,649.78	53,220,817.49	53,220,817.49	
359	School Constr & Skill Ctrs Bldg	37,601.47	753,276.38	319.38	790,558.47	790,558.47	
489	Pension Funding Stabilization	14,548,012.64	45,412.79	14,593,425.43	14,593,425.43	
548	LEOFF System Plan 2 Expense	108,617.75	150,539.55	148,905.10	110,252.20	523.86	110,776.06	
706	Coronavirus State Fiscal Recovery Fund	853,233,200.50	696,221.82	30,792,649.99	823,136,772.33	273,329.02	823,410,101.35	
707	Washington Rescue Plan Transition	2,100,000,000.00	2,100,000,000.00	2,100,000,000.00	
828	Tobacco Prevention and Control	746,081.48	2,353.98	14,188.00	734,247.46	734,247.46	
830	Agricultural College Trust Management	1,942,432.40	14.24	301,968.84	1,640,477.80	24.78	1,640,502.58	
TOTAL GENERAL FUND		\$ 7,021,062,427.13	\$ 3,605,332,060.02	\$ 5,081,492,315.91	\$ 5,544,902,171.24	\$ 52,685,845.72	\$ 5,597,588,016.96	
SPECIAL REVENUE FUNDS								
002	Hospital Data Collection	\$ 400,318.57	\$	\$ 45,897.26	\$ 354,421.31	\$	\$ 354,421.31	
003	Architects' License	1,285,538.63	66,491.25	38,581.56	1,313,448.32	26.43	1,313,474.75	
007	Winter Recreational Program	3,677,260.42	492,063.65	139,503.48	4,029,820.59	7,155.00	4,036,975.59	
014	Forest Development	18,269,602.83	8,669.05	3,200,050.02	15,078,221.86	1,274.55	15,079,496.41	
01B	ORV & Non-Highway Vehicle Account	1,204,323.90	286,364.71	254,004.13	1,236,684.48	3,664.22	1,240,348.70	
01M	Snowmobile	3,902,874.32	224,919.68	331,288.57	3,796,505.43	59,236.16	3,855,741.59	
024	Professional Engineers'	1,841,720.03	173,916.44	189,199.04	1,826,437.43	6,835.00	1,833,272.43	
025	Pilotage	339,260.23	113,176.30	172,376.06	280,060.47	21,404.95	301,465.42	

RECEIPTS & DISBURSEMENTS FOR TREASURY FUNDS

		February 1, 2024	February 2024		February 29, 2024		
		Beginning Book Balance	Plus Receipts	Less Disbursements	Ending Book Balance	Outstanding Warrants	Ending Cash Balance
SPECIAL REVENUE FUNDS (Continued)							
026	Real Estate Commission	\$ 8,098,792.66	\$ 553,980.55	\$ 420,548.96	\$ 8,232,224.25	\$ 1,250.10	\$ 8,233,474.35
027	Reclamation	6,823,736.24	132,343.00	236,665.06	6,719,414.18	184.58	6,719,598.76
02A	Surveys and Maps	511,377.59	62,513.30	152,332.92	421,557.97	421,557.97
02G	Health Professions	47,484,964.40	7,359,047.26	14,377,744.04	40,466,267.62	161,129.35	40,627,396.97
02H	Business Enterprises Revolving	700,123.87	51,117.26	18,318.82	732,922.31	4,435.89	737,358.20
02J	Certified Public Accountants'	3,844,514.72	261,110.00	161,265.92	3,944,358.80	17,531.92	3,961,890.72
02K	Death Investigations	302,453.34	645,464.23	1,747,942.03	(800,024.46)	3,556.51	(796,467.95)
02M	Essential Rail Assistance	1,711,200.64	10,009.22	293.17	1,720,916.69	69.32	1,720,986.01
02N	Parkland Acquisition	642,645.90	642,645.90	642,645.90
02R	Aquatic Lands Enhancement	16,640,461.02	6,614.71	1,138,355.17	15,508,720.56	31,387.69	15,540,108.25
02W	Timber Tax Distribution	1,661,166.84	7,798,452.07	9,069,186.27	390,432.64	9,683.24	400,115.88
030	Landowner Contingency Forest Fire Suppression	2,600,941.33	1,346.60	(27,550.25)	2,629,838.18	2,629,838.18
039	Aeronautics	12,202,149.66	718,326.08	467,875.60	12,452,600.14	3,459.56	12,456,059.70
03B	Asbestos	1,290,642.07	39,352.94	26,735.79	1,303,259.22	301.73	1,303,560.95
03C	Emergency Medical Services and Trauma Care System Trust	10,473,389.17	772,297.56	455,595.64	10,790,091.09	86,013.08	10,876,104.17
03F	911 Account	15,244,755.86	2,453,168.84	2,210,537.93	15,487,386.77	9,232.19	15,496,618.96
03N	Business License	11,336,729.21	3,699,853.97	3,215,605.88	11,820,977.30	76,429.37	11,897,406.67
03P	Fire Service Trust	745,381.87	12,533.00	1,680.47	756,234.40	5.00	756,239.40
03R	Safe Drinking Water	5,453,008.29	1,143,772.84	530,356.95	6,066,424.18	1,229.60	6,067,653.78
041	Resource Management Cost	40,839,147.89	150,368.25	3,271,507.71	37,718,008.43	88,953.60	37,806,962.03
042	Charitable, Educational, Penal, and Reformatory Institutions	12,083,949.85	40,665.76	(68,706.72)	12,193,322.33	12,193,322.33
044	Waste Reduction, Recycling, and Litter Control	13,777,581.89	1,274,530.98	1,344,291.58	13,707,821.29	49,820.24	13,757,641.53
045	State Vehicle Parking	325,672.06	469,796.30	345,320.45	450,147.91	1,151.46	451,299.37
048	Marine Fuel Tax Refund	260,362.45	260,362.45	260,362.45
04E	Uniform Commercial Code	3,601,079.42	73,463.00	106,691.77	3,567,850.65	132.11	3,567,982.76
04H	Surface Mining Reclamation	2,414,661.43	384.74	115,044.14	2,300,002.03	2,300,002.03
04M	Recreational Fisheries Enhancement	1,086,126.87	15,891.91	169,650.74	932,368.04	5,306.11	937,674.15
04R	Drinking Water Assistance	189,841,822.37	1,126,592.82	5,350,074.71	185,618,340.48	185,618,340.48
04V	Vehicle License Fraud	517,051.36	2,689.42	519,740.78	519,740.78
04W	Waterworks Operator Certification	1,450,836.48	138,017.22	356,768.35	1,232,085.35	332.88	1,232,418.23
058	Public Works Assistance	135,657,898.57	11,209,794.09	4,284,730.59	142,582,962.07	823,027.03	143,405,989.10
05H	Disaster Response	(685,137,032.56)	591,020,694.16	44,483,953.01	(138,600,291.41)	2,481,042.49	(136,119,248.92)
05R	Drinking Water Assistance Administrative	4,064,696.89	93,421.02	132,958.23	4,025,159.68	4,025,159.68

RECEIPTS & DISBURSEMENTS FOR TREASURY FUNDS

		February 1, 2024	February 2024		February 29, 2024		
		Beginning Book Balance	Plus Receipts	Less Disbursements	Ending Book Balance	Outstanding Warrants	Ending Cash Balance
SPECIAL REVENUE FUNDS (Continued)							
05W	State Drought Preparedness	\$ 13,032,184.35	\$	\$ 73,886.23	\$ 12,958,298.12	\$	\$ 12,958,298.12
06A	Salmon Recovery	100,222,758.22	366,896.55	99,855,861.67	8,581.61	99,864,443.28
06G	Real Estate Appraiser Commission	277,903.10	53,969.42	62,981.73	268,890.79	202.87	269,093.66
06K	Lead Paint	201,610.65	3,437.26	1,862.17	203,185.74	200.00	203,385.74
06L	Business and Professions	11,871,069.67	988,622.14	795,477.80	12,064,214.01	4,261.19	12,068,475.20
06R	Real Estate Research	917,629.30	19,000.00	936,629.30	10.00	936,639.30
06T	License Plate Technology	1,671,383.34	132,225.67	(485.69)	1,804,094.70	25.97	1,804,120.67
071	Warm Water Game Fish	1,308,968.96	14,110.74	79,471.48	1,243,608.22	388.04	1,243,996.26
07W	Domestic Violence Prevention	2,436,058.32	112,257.02	73,432.81	2,474,882.53	17,987.66	2,492,870.19
080	Grade Crossing Protective	258,190.70	805.96	258,996.66	258,996.66
081	State Patrol Highway	40,055,967.49	20,035,909.91	24,816,029.51	35,275,847.89	1,270,145.99	36,545,993.88
082	Motorcycle Safety Education	4,191,326.97	179,961.49	102,660.85	4,268,627.61	913.22	4,269,540.83
084	Building Code Council	1,238,961.05	171,499.83	97,498.66	1,312,962.22	1,312,962.22
086	Fire Service Training	(1,347,374.66)	(316,324.75)	499,798.93	(2,163,498.34)	29,914.31	(2,133,584.03)
087	Park Land Trust Revolving	3,031,514.03	143,153.16	260,444.38	2,914,222.81	2,914,222.81
08A	Education Legacy Trust	1,191,500,438.76	46,033,229.10	41,572,743.50	1,195,960,924.36	2,741,477.05	1,198,702,401.41
08H	Military Department Rental and Lease	4,782,191.18	54,126.77	6,975.99	4,829,341.96	3,561.74	4,832,903.70
08K	Problem Gambling	1,528,961.36	66,010.74	34,224.58	1,560,747.52	1,560,747.52
08M	Small City Pavement and Sidewalk	2,059,955.58	1,600,860.18	3,660,815.76	3,660,815.76
08R	Waste Tire Removal	2,551,264.94	360,408.29	13,411.18	2,898,262.05	2,898,262.05
094	Transportation Infrastructure	12,347,872.91	167,190.91	220,937.91	12,294,125.91	12,294,125.91
095	Electrical License	17,735,304.97	2,164,202.07	3,195,224.85	16,704,282.19	56,217.65	16,760,499.84
096	Highway Infrastructure	2,602,750.23	8,124.69	2,610,874.92	2,610,874.92
097	Recreational Vehicle	4,672,692.36	56,466.95	20,413.02	4,708,746.29	9.00	4,708,755.29
099	Puget Sound Capital Construction	75,585,191.80	3,777,202.08	22,895,609.38	56,466,784.50	38,484.72	56,505,269.22
09E	Freight Mobility Investment	14,408,155.45	45,026.47	38,329.58	14,414,852.34	14,414,852.34
09H	Transportation Partnership	(28,874,703.23)	1,737,241.33	806,481.99	(27,943,943.89)	4,415.70	(27,939,528.19)
09P	City-County Assistance	1,244,330.00	1,123,971.00	2,368,301.00	2,368,301.00
09T	Washington Main Street Trust Fund	56,138.16	56,138.16	56,138.16
102	Rural Arterial Trust	20,077,026.77	1,467,484.02	601,320.14	20,943,190.65	38,503.95	20,981,694.60
104	Limited Fish And Wildlife	8,479,802.87	642,177.99	1,373,161.05	7,748,819.81	6,437.69	7,755,257.50
106	Highway Safety	37,181,088.57	11,954,303.40	16,538,617.86	32,596,774.11	100,301.70	32,697,075.81
107	Liquor Excise Tax	7,204,424.35	4,170,549.74	82,333.86	11,292,640.23	11,292,640.23
108	Motor Vehicle	248,999,209.74	129,015,998.12	135,525,793.63	242,489,414.23	5,063,233.62	247,552,647.85

RECEIPTS & DISBURSEMENTS FOR TREASURY FUNDS

	February 1, 2024		February 2024		February 29, 2024		
	Beginning Book Balance	Plus Receipts	Less Disbursements	Ending Book Balance	Outstanding Warrants	Ending Cash Balance	
SPECIAL REVENUE FUNDS (Continued)							
109 Puget Sound Ferry Operations	\$ 2,281,498.89	\$ 16,952,656.23	\$ 28,774,499.10	\$ (9,540,343.98)	\$ 595,626.62	\$ (8,944,717.36)	
10A Aquatic Algae Control	659,543.69	3,787.00	797.77	662,532.92	1.00	662,533.92	
10B Home Security Fund	140,457,167.58	4,526,218.81	3,296,243.92	141,687,142.47	106,071.76	141,793,214.23	
10G Water Rights Tracking System	344,759.38	344,759.38	344,759.38	
110 Special Wildlife	10,682,022.36	179,723.79	131,553.31	10,730,192.84	508.87	10,730,701.71	
111 Public Service Revolving	15,947,348.98	455,519.90	1,857,693.89	14,545,174.99	18,781.30	14,563,956.29	
113 Common School Construction	386,629,593.07	300,171.30	821,830.16	386,107,934.21	4,256.90	386,112,191.11	
116 Basic Data	211,118.01	211,118.01	211,118.01	
119 Unemployment Compensation Administration	(84,830.07)	13,421,930.03	14,569,004.81	(1,231,904.85)	2,243,265.18	1,011,360.33	
11B Regional Mobility Grant Program	78,804,505.13	247,860.68	2,921,762.41	76,130,603.40	76,130,603.40	
11E Freight Mobility Multimodal	19,063,495.11	59,546.57	184,699.70	18,938,341.98	18,938,341.98	
11H Forest and Fish Support	6,122,596.64	394,156.96	843,646.47	5,673,107.13	5,673,107.13	
11K Washington Auto Theft Prevention Authority	5,626,008.51	(65,188.44)	5,691,196.95	5,691,196.95	
120 Administrative Contingency	45,536,367.71	873,754.66	1,178,048.28	45,232,074.09	45,232,074.09	
12C Affordable Housing For All	46,536,756.08	1,122,212.24	4,261,239.04	43,397,729.28	265,554.70	43,663,283.98	
12M Charitable Organization Education	1,295,103.46	24,060.00	1,319,163.46	1,319,163.46	
12T Traumatic Brain Injury	995,892.83	135,280.86	121,834.03	1,009,339.66	1,009,339.66	
134 Employment Services Administrative	60,737,991.89	2,943,671.18	4,346,085.89	59,335,577.18	93,146.91	59,428,724.09	
138 Insurance Commissioner's Regulatory	28,983,891.21	23,251.58	3,120,115.17	25,887,027.62	5,889.78	25,892,917.40	
144 Transportation Improvement	84,367,707.07	7,160,851.28	9,601,666.87	81,926,891.48	19,652.62	81,946,544.10	
146 Firearms Range	1,758,743.82	37,087.20	1,770.29	1,794,060.73	1,794,060.73	
14A Wildlife Rehabilitation	378,558.01	13,150.18	7,444.31	384,263.88	25.42	384,289.30	
14G Ballast Water and Biofouling Management	31,827.76	526.57	31,301.19	126.91	31,428.10	
14M Financial Fraud & ID Theft	2,485,977.34	114,105.00	7,309.35	2,592,772.99	2,592,772.99	
14R Military Active State Service	449,810.75	9,804.37	440,006.38	37.53	440,043.91	
14V Ignition Interlock Device	2,529,388.14	317,952.25	244,712.14	2,602,628.25	2,602,628.25	
150 Low-Income Weatherization/ Structural Rehabilitation Assistance	1,531,991.18	4,785.08	1,536,776.26	1,536,776.26	
153 Rural Mobility Grant Program	9,518,449.23	32,179.31	1,904,113.24	7,646,515.30	38,545.96	7,685,061.26	
154 New Motor Vehicle Arbitration	1,363,300.16	62,220.80	51,546.50	1,373,974.46	6.00	1,373,980.46	
158 Aquatic Land Dredged Material Disposal Site	443,514.00	12,109.52	18,837.32	436,786.20	436,786.20	
159 Parks Improvement	209,845.26	9,755.32	29,335.19	190,265.39	6,119.48	196,384.87	
15H Cleanup Settlement	50,778,414.90	159,780.75	730,966.55	50,207,229.10	50,207,229.10	
15M Biotoxin	747,984.86	22,678.17	155,116.55	615,546.48	625.27	616,171.75	
160 Wood Stove Education and Enforcement	659,025.06	24,153.66	37,435.96	645,742.76	425.00	646,167.76	

RECEIPTS & DISBURSEMENTS FOR TREASURY FUNDS

	February 1, 2024		February 2024		February 29, 2024		
	Beginning Book Balance	Plus Receipts	Less Disbursements	Ending Book Balance	Outstanding Warrants	Ending Cash Balance	
SPECIAL REVENUE FUNDS (Continued)							
162 Farm Labor Contractor	\$ 169,127.53	\$ 1,425.00	\$ (70.00)	\$ 170,622.53	\$	\$ 170,622.53	
167 Natural Resources Conservation Areas Stewardship	391,727.60	48.09	18,827.35	372,948.34	372,948.34	
16A Judicial Stabilization Trust	93,058,127.21	573,611.86	1,061,602.34	92,570,136.73	84,256.63	92,654,393.36	
16J SR 520 Corridor	120,985,284.50	(2,657,437.44)	(4,417,426.19)	122,745,273.25	10,921.60	122,756,194.85	
16M Appraisal Management Company	1,010,662.93	15,550.00	7,050.80	1,019,162.13	13.20	1,019,175.33	
16P Marine Resources Stewardship Trust	16.33	0.05	16.38	16.38	
16W Hospital Safety Net Assessment	31,425,383.76	9,348,395.23	2,485,990.26	38,287,788.73	38,287,788.73	
172 Basic Health Plan Trust	12,623,154.00	(5,722,600.00)	6,900,554.00	6,900,554.00	
176 Water Quality Permit	32,249,414.46	196,056.24	2,042,956.57	30,402,514.13	2,499.74	30,405,013.87	
17B Home Visiting Services	11,388,209.33	1,231,063.79	1,121,717.33	11,497,555.79	44,424.00	11,541,979.79	
17N Complete Streets Grant Program	6,864,106.00	6,864,106.00	6,864,106.00	
17P SR520 Civil Penalties	9,995,280.21	26,617.36	(455,576.16)	10,477,473.73	10,477,473.73	
17T Health Benefit Exchange	7,263,456.39	568.17	44,039.74	7,219,984.82	7,219,984.82	
17W Limousine Carriers	79,078.42	79,078.42	79,078.42	
182 Underground Storage Tank	3,731,422.41	132,528.17	195,025.34	3,668,925.24	3,668,925.24	
186 County Arterial Preservation	473,404.01	1,087,214.09	1,085,289.43	475,328.67	23.26	475,351.93	
18J Capital Vessel Replacement	24,391,023.47	2,036,746.78	189,709.89	26,238,060.36	388.16	26,238,448.52	
18L Hydraulic Project Approval	
199 Biosolids Permit	863,358.13	103,948.32	759,409.81	759,409.81	
19A Medicaid Fraud Penalty	28,672,882.70	84,905.63	499,605.50	28,258,182.83	42,944.70	28,301,127.53	
19C Forest Practice Application	378,547.40	176.34	36,334.97	342,388.77	1,400.00	343,788.77	
19T DOL Technology Improvement and Data Management	959,215.65	37,714.76	19,528.82	977,401.59	977,401.59	
19V Andy Hill Cancer Research Endowment Fund	18,276,465.28	1,026,352.13	13,705.70	19,289,111.71	19,289,111.71	
200 Regional Fisheries Enhancement Salmonid Recovery	(46,968.75)	5,087.33	51,255.09	(93,136.51)	(93,136.51)	
201 Department of Licensing Services	2,478,751.74	271,959.22	183,036.55	2,567,674.41	51.16	2,567,725.57	
202 Medical Test Site Licensure	1,584,114.55	52,349.00	302,527.38	1,333,936.17	1,333,936.17	
204 Volunteer Fire Fighters' and Reserve Officers' Administrative	5,602,874.27	18,309.31	280,827.60	5,340,355.98	354.30	5,340,710.28	
207 Hazardous Waste Assistance	4,831,499.90	17,242.00	290,565.57	4,558,176.33	4,805.52	4,562,981.85	
20B Brownfield Redevelopment Trust Fund	
20H Connecting Washington	302,887,068.73	294,991,965.84	69,382,500.04	528,496,534.53	5,513,922.41	534,010,456.94	
20J Electric Vehicle	15,429,838.00	2,082,671.20	32,035.68	17,480,473.52	2,956.25	17,483,429.77	
20M Puget Sound Taxpayer Accountability	3,047,153.39	785,308.67	3,832,462.06	3,832,462.06	

RECEIPTS & DISBURSEMENTS FOR TREASURY FUNDS

	February 1, 2024		February 2024		February 29, 2024		
	Beginning Book Balance		Plus Receipts	Less Disbursements	Ending Book Balance	Outstanding Warrants	Ending Cash Balance
SPECIAL REVENUE FUNDS (Continued)							
20N Transportation Future Funding Program	\$ 12,762,803.29	\$	1,112,662.13	\$	13,875,465.42	\$	13,875,465.42
20R Radioactive Mixed Waste	385,897.98		840,000.00	915,218.83	310,679.15	4,774.93	315,454.08
20T PLIA Underground Storage Tank Revolving	30,724,121.25		98,125.25	99,228.99	30,723,017.51	23.47	30,723,040.98
215 Special Category C	15,152,696.13		20,506,393.07	457,814.48	35,201,274.72	3,535.00	35,204,809.72
216 Air Pollution Control	6,148,040.76		177,940.75	187,309.67	6,138,671.84	601.58	6,139,273.42
217 Oil Spill Prevention	9,852,900.26		377,662.41	371,834.04	9,858,728.63	620.22	9,859,348.85
218 Multimodal Transportation	373,466,243.68		26,265,954.31	15,082,955.97	384,649,242.02	68,428.05	384,717,670.07
21E Concealed Pistol License Renewal	537,554.23		14,422.80		551,977.03		551,977.03
21H Wastewater Treatment Plant Operator Certification	489,214.80		5,132.00	12,032.71	482,314.09	46.50	482,360.59
21M Distracted Driving Prevention	53,329.20		4,581.16		57,910.36		57,910.36
21S Aquatic Invasive Species Management	66,614.57		8,954.00	12,483.07	63,085.50	928.71	64,014.21
21V Construction Registration Inspection	5,203,063.96		1,272,099.77	1,265,371.30	5,209,792.43	12,673.52	5,222,465.95
222 Freshwater Aquatic Weeds	1,176,194.92		24,036.00	21,316.07	1,178,914.85	6.00	1,178,920.85
223 State Oil Spill Response	5,978,836.85		94,676.75	622,002.07	5,451,511.53	3,082.57	5,454,594.10
22J Abandoned Recreational Vehicle Disposal	2,538,159.27		94,799.85	367,652.56	2,265,306.56	30,648.00	2,295,954.56
22M Energy Efficiency	5,641,476.75			600,469.45	5,041,007.30		5,041,007.30
22R Internet Consumer Access							
22U Secure Drug Take-Back Program	369,748.47			81,534.61	288,213.86		288,213.86
22W Public Disclosure Transparency	7,949,150.47		1,875.00	26,270.84	7,924,754.63	350.00	7,925,104.63
234 Public Works Administration	8,907,199.77		530,043.94	736,007.03	8,701,236.68	12,497.23	8,713,733.91
235 Youth Tobacco & Vapor Product Prevention	1,495,693.92		120,530.21	253,569.65	1,362,654.48	19,460.62	1,382,115.10
237 Recreation Access Pass	1,557,529.23		53,880.13	100.00	1,611,309.36	340.00	1,611,649.36
23G Vulnerable Roadway User Education	25,166.78		556.06		25,722.84		25,722.84
23N Model Toxics Control Capital	242,788,966.27		8,409,400.52	5,517,633.45	245,680,733.34	1,084,724.57	246,765,457.91
23P Model Toxics Control Operating	65,075,219.69		16,554,469.51	16,484,202.03	65,145,487.17	231,477.66	65,376,964.83
23R Model Toxics Control Stormwater	74,557,722.32		4,035,537.70	2,785,718.17	75,807,541.85	25,200.53	75,832,742.38
23S Puget Sound Gateway Facility	3,685.23		11.51		3,696.74		3,696.74
23T Congestion Relief Traffic Safety	155,196.52		2,575.61		157,772.13		157,772.13
23V Voluntary Cleanup	927,693.22		9,093.42	27,997.18	908,789.46		908,789.46
23W Paint Product Stewardship	83,685.92			202.65	83,483.27		83,483.27
24B Foundational Public Health Services	35,509,038.54		1,026,353.54	4,754,037.47	31,781,354.61	325,507.76	32,106,862.37
24J Workforce Education Investment	308,221,249.85		37,240,970.91	39,149,959.40	306,312,261.36	260,065.32	306,572,326.68
24K Agency Financial Transaction	3,486,088.30		706,745.94	9,764.41	4,183,069.83		4,183,069.83
24L Ambulance Transport	6,807,125.66		268,024.42	5,055.29	7,070,094.79		7,070,094.79

RECEIPTS & DISBURSEMENTS FOR TREASURY FUNDS

	February 1, 2024		February 2024		February 29, 2024		
	Beginning Book Balance	Plus Receipts	Less Disbursements	Ending Book Balance	Outstanding Warrants	Ending Cash Balance	
SPECIAL REVENUE FUNDS (Continued)							
24N Fish, Wildlife, and Conservation	\$ 8,045,742.27	\$ 878,007.46	\$ 4,177,681.64	\$ 4,746,068.09	\$ 281,951.19	\$ 5,028,019.28	
24P Insurance Commissioner's Fraud	1,545,215.10	150,473.30	1,394,741.80	1,539.08	1,396,280.88	
24Q Cooper Jones Active Transportation Safety	1,563,263.22	60,575.78	48,596.34	1,575,242.66	1,575,242.66	
24V Telebehavioral Health Access	349,051.91	290,566.39	564,667.71	74,950.59	74,950.59	
25M State Health Care Affordability	43,400,631.65	43,400,631.65	43,400,631.65	
25N Statewide 988 Behavioral Health Crisis Response & Suicide Prevention Line	50,923,887.03	3,876,083.56	2,364,097.24	52,435,873.35	586.43	52,436,459.78	
25Q Clean Fuels Program	1,002,335.80	160,785.00	100,614.64	1,062,506.16	23.76	1,062,529.92	
25T Refrigerant Emission Management	
25U Department of Licensing Wage Lien	378.00	378.00	378.00	
25W Driver Licensing Technology Support	1,378,497.86	134,153.39	16,482.85	1,496,168.40	1,496,168.40	
260 University of Washington Operating Fees	(108,475.98)	(108,475.98)	(108,475.98)	
262 Manufactured Home Installation Training	755,886.51	18,647.20	22,891.44	751,642.27	751,642.27	
263 Community and Economic Development Fee	6,766,658.68	26,000.00	103,477.63	6,689,181.05	28,515.32	6,717,696.37	
267 Recreation Resources	24,789,515.04	710,104.56	1,112,896.82	24,386,722.78	10,292.52	24,397,015.30	
268 Nonhighway and Off-Road Vehicle Activities (NOVA) Program	15,031,018.17	508,472.95	1,025,923.51	14,513,567.61	111,153.01	14,624,720.62	
269 Parks Renewal and Stewardship	36,945,533.04	4,408,732.61	5,479,038.81	35,875,226.84	265,598.87	36,140,825.71	
26A Carbon Emissions Reduction	332,283,429.06	(73,360,925.39)	2,551,212.22	256,371,291.45	412,912.41	256,784,203.86	
26B Climate Investment	635,067,071.73	1,099,646.05	633,967,425.68	3,625.91	633,971,051.59	
26C Climate Commitment	489,994,184.92	3,305,849.43	486,688,335.49	103,354.08	486,791,689.57	
26D Natural Climate Solutions	113,104,144.34	2,229,165.52	110,874,978.82	53,468.97	110,928,447.79	
26E Air Quality and Health Disparities Improvement	22,420,288.87	14,785.57	22,405,503.30	22,405,503.30	
26M Climate Active Transportation	33,381,323.32	22,452,558.11	287,884.60	55,545,996.83	55,545,996.83	
26N Climate Transit Programs	37,338,858.77	51,145,330.25	48,065,312.63	40,418,876.39	801,218.84	41,220,095.23	
26P Move Ahead WA	1,077,462,416.45	10,636,473.60	36,748,598.81	1,051,350,291.24	266,927.27	1,051,617,218.51	
26Q Move Ahead WA Flexible	47,169,215.56	1,092,231.80	809,005.81	47,452,441.55	2,925.73	47,455,367.28	
26W Renewable Fuels Accelerator	
271 Washington State University Operating Fees	
275 Central Washington University Operating Fees	
277 State Agency Parking	304,050.40	20.00	1,898.13	302,172.27	302,172.27	
27P Price Ceiling Unit Emission Reduction Investment	
27T Derelict Structure Removal	
27W OPIOID Abatement Settlement	(978,026.92)	(26,902.58)	1,770,037.44	(2,774,966.94)	103,705.50	(2,671,261.44)	
285 Growth Management Planning and Environmental Review	4,026,132.91	120,057.04	115,635.80	4,030,554.15	4,030,554.15	

RECEIPTS & DISBURSEMENTS FOR TREASURY FUNDS

	February 1, 2024		February 2024		February 29, 2024		
	Beginning Book Balance	Plus Receipts	Less Disbursements	Ending Book Balance	Outstanding Warrants	Ending Cash Balance	
SPECIAL REVENUE FUNDS (Continued)							
28A State Hazard Mitigation Revolving Loan	\$	\$	\$	\$	\$	\$	\$
28F Clean Fuels Transportation Investment
28G Covenant Homeownership	4,146,747.12	4,146,747.12	4,146,747.12
28J Renewable Energy Local Benefit
28M Land Bank
296 Columbia River Basin Water Supply Rev Recovery	7,519,056.61	24,437.77	7,744.36	7,535,750.02	7,535,750.02
315 Dedicated Marijuana	232,648,534.86	60,684,973.39	6,162,226.18	287,171,282.07	98,368.86	287,269,650.93
319 Public Health Supplemental	2,641,492.34	10,199.42	212,517.49	2,439,174.27	2,439,174.27
404 State Treasurer's Service	82,912,784.67	3,582,102.69	1,006,775.96	85,488,111.40	440.00	85,488,551.40
408 Coastal Protection	2,641,526.82	1,591.58	67,401.61	2,575,716.79	2,575,716.79
441 Local Government Archives	2,125,845.85	171,650.62	306,993.96	1,990,502.51	2,377.98	1,992,880.49
500 Perpetual Surveillance and Maintenance	50,922,555.83	158,915.48	51,081,471.31	51,081,471.31
507 Oyster Reserve Land	631,355.10	2,024.97	14,812.24	618,567.83	37.58	618,605.41
511 Tacoma Narrows Toll Bridge	38,743,793.78	(8,414,954.91)	(4,598,414.09)	34,927,252.96	20.00	34,927,272.96
513 Derelict Vessel Removal	2,417,291.09	115,562.65	338,486.17	2,194,367.57	219.60	2,194,587.17
532 Washington Housing Trust Fund	32,191,578.27	439,447.40	326,290.48	32,304,735.19	32,304,735.19
535 Alaskan Way Viaduct Replacement Project	100,118,161.60	(44,493.70)	(193,859.56)	100,267,527.46	100,267,527.46
549 Election	6,444,040.30	20,566.38	7,818.09	6,456,788.59	6,456,788.59
550 Transportation 2003	17,545,361.85	117,642.14	2,289,361.81	15,373,642.18	888.31	15,374,530.49
562 Skilled Nursing Facility Safety Net Trust	4,487,148.97	6,024.09	266,176.00	4,226,997.06	6,579.00	4,233,576.06
564 Water Pollution Control Revolving Administration	3,811,151.88	540,251.72	253,146.41	4,098,257.19	4,098,257.19
565 Yakima Integrated Plan Implementation Revenue Recovery
566 Community Forest Trust	293,345.71	914.79	294,260.50	294,260.50
571 Multiuse Roadway Safety	1,473,557.42	21,869.61	1,495,427.03	1,495,427.03
595 I-405 and SR-167 Express Toll Lanes	359,460,085.92	733,588.24	9,004,495.36	351,189,178.80	1,446.63	351,190,625.43
600 Department of Retirement Systems Expense	26,000,186.72	5,593,438.25	4,628,314.60	26,965,310.37	17,695.61	26,983,005.98
689 Rural Washington Loan	1,236,175.47	3,858.83	1,240,034.30	1,240,034.30
727 Water Pollution Control Revolving	236,024,419.51	9,760,639.92	17,997,063.53	227,787,995.90	257,939.01	228,045,934.91
733 Capitol Campus Reserve
777 Prostitution Prevention and Intervention	90,034.47	2,690.37	92,724.84	92,724.84
785 State Educational Trust Fund	4,628,537.07	50,722.26	280.54	4,678,978.79	4,678,978.79
818 Youth Athletic Facility	44,458,684.62	138,834.75	1,313.03	44,596,206.34	3,820.00	44,600,026.34
825 Tobacco Settlement

RECEIPTS & DISBURSEMENTS FOR TREASURY FUNDS

	February 1, 2024		February 2024		February 29, 2024		
	Beginning Book Balance		Plus Receipts	Less Disbursements	Ending Book Balance	Outstanding Warrants	Ending Cash Balance
SPECIAL REVENUE FUNDS (Continued)							
844 Money-Purchase Retirement Savings Administrative	\$		\$		\$		\$
851 Developmental Disabilities Community Services	31,938,137.67		101,368.47	3,318,476.09	28,721,030.05		28,721,030.05
874 OASI Revolving	185,189.09			16,365.91	168,823.18		168,823.18
887 Public Facilities Construction Loan Revolving	43,867,415.65		640,089.80	33,543.62	44,473,961.83		44,473,961.83
888 Deferred Compensation Administrative	3,726,473.72		(55,691.97)	181,677.37	3,489,104.38	743.75	3,489,848.13
893 Radiation Perpetual Maintenance	375,766.66		1,172.99		376,939.65		376,939.65
TOTAL SPECIAL REVENUE FUNDS	\$ 9,005,751,709.68		\$ 1,435,509,520.53	\$ 746,024,290.11	\$ 9,695,236,940.10	\$ 27,371,530.64	\$ 9,722,608,470.74
DEBT SERVICE FUNDS							
303 Highway Bond Retirement	\$ 222,999,167.58		\$ 61,777,896.91	\$ 88,837,250.61	\$ 195,939,813.88		\$ 195,939,813.88
304 Ferry Bond Retirement	940,415.96		136,755.78		1,077,171.74		1,077,171.74
305 Transportation Improvement Board Bond Retirement	6,257,540.45		440,786.38	200,475.00	6,497,851.83		6,497,851.83
347 Washington State University Bond Retirement	62,173,084.83		1,115,332.40	(311,311.46)	63,599,728.69		63,599,728.69
348 University of Washington Bond Retirement	10,925,198.91		6,942,554.29	251,280.99	17,616,472.21		17,616,472.21
380 Debt-Limit General Fund Bond Retirement	7,153.98			7,153.98			
381 Debt-Limit Reimbursable Bond Retirement							
382 Nondebt-Limit General Fund Bond Retirement							
383 Nondebt-Limit Reimbursable Bond Retirement			3,068,000.00	3,068,000.00			
384 Nondebt-Limit Proprietary Appropriated Bond Retirement							
385 Nondebt-Limit Proprietary Nonappropriated Bond Retirement							
386 Nondebt-Limit Revenue Bond Retirement							
389 Toll Facility Bond Retirement	17,786,334.97		4,284,161.73	(1,432,375.00)	23,502,871.70		23,502,871.70
TOTAL DEBT SERVICE FUNDS	\$ 321,088,896.68		\$ 77,765,487.49	\$ 90,620,474.12	\$ 308,233,910.05	\$	\$ 308,233,910.05
CAPITAL PROJECTS FUNDS							
036 Capitol Building Construction	\$ 7,215,493.67	\$ (956.46)	\$ (1,703,191.30)	\$ 8,917,728.51	\$ 23,368.93		\$ 8,941,097.44
057 State Building Construction	94,323,659.80		729,826,004.10	116,588,768.97	707,560,894.93	2,855,903.26	710,416,798.19
060 Community and Technical College Capital Projects	13,179,372.06		3,278,278.03	493,692.71	15,963,957.38		15,963,957.38
061 Eastern Washington University Capital Projects	5,751,624.16		141,927.44	303,025.03	5,590,526.57		5,590,526.57
062 Washington State University Building	23,265,674.95		12,704.73		23,278,379.68		23,278,379.68
063 Central Washington University Capital Projects	3,645,500.58		137,208.39	991,666.87	2,791,042.10		2,791,042.10

RECEIPTS & DISBURSEMENTS FOR TREASURY FUNDS

		February 1, 2024	February 2024			February 29, 2024		
		Beginning Book Balance	Plus Receipts	Less Disbursements	Ending Book Balance	Outstanding Warrants	Ending Cash Balance	
CAPITAL PROJECTS FUNDS (Continued)								
064	University of Washington Building	\$ 39,204,285.23	\$ 6,961,674.87	\$	\$ 46,165,960.10	\$	\$ 46,165,960.10	
065	Western Washington University Capital Projects	9,538,133.59	150,143.64	283,422.98	9,404,854.25	9,404,854.25	
066	The Evergreen State College Capital Projects	4,762,873.31	138,118.89	270,467.87	4,630,524.33	4,630,524.33	
075	State Social and Health Services Construction	9,396.39	9,396.39	9,396.39	
18B	Columbia River Basin Tax Bond Water Supply Development	1,311,070.32	4,092.61	1,315,162.93	1,315,162.93	
245	Public Safety Reimbursable Bond	4.12	4.12	4.12	
246	Community and Technical College Forest Reserve	5,220,519.22	80.15	(30,019.46)	5,250,618.83	5,250,618.83	
289	Thurston County Capital Facilities	6,136,898.07	390,861.45	244,316.60	6,283,442.92	11,727.28	6,295,170.20	
357	Gardner-Evans Higher Education Construction	45,698.05	45,698.05	45,698.05	
364	Military Department Capital	3,921,167.57	3,921,167.57	3,921,167.57	
367	Chehalis Basin Taxable	
373	Coronavirus Capital Projects	(15,143,724.80)	12,774,369.87	255,518.46	(2,624,873.39)	122,741.64	(2,502,131.75)	
TOTAL CAPITAL PROJECTS FUNDS		\$ 202,387,646.29	\$ 753,814,507.71	\$ 117,697,668.73	\$ 838,504,485.27	\$ 3,013,741.11	\$ 841,518,226.38	
PERMANENT FUNDS								
04B	Natural Resources Real Property Replacement	\$ 20,222,710.23	\$ 78,090.39	\$ (1,450,000.00)	\$ 21,750,800.62	\$	\$ 21,750,800.62	
601	Agricultural Permanent	54,960.77	(2,258.49)	57,219.26	57,219.26	
603	Millersylvania Park Trust	6,028.19	18.82	6,047.01	6,047.01	
604	Normal School Permanent	58,357.89	(155,689.84)	214,047.73	214,047.73	
605	Permanent Common School	73,544.20	18,991.15	54,553.05	54,553.05	
606	Scientific Permanent	63,988.28	(41,808.97)	105,797.25	105,797.25	
607	State University Permanent	151,153.62	221.41	150,932.21	150,932.21	
TOTAL PERMANENT FUNDS		\$ 20,630,743.18	\$ 78,109.21	\$ (1,630,544.74)	\$ 22,339,397.13	\$	\$ 22,339,397.13	
ENTERPRISE FUNDS								
401	Correctional Industries	\$ 1,587,542.61	\$ 9,667,986.65	\$ 10,894,925.46	\$ 360,603.80	\$ 645,008.92	\$ 1,005,612.72	
407	Secretary of State's Revolving	13,252,109.24	1,556,126.50	870,948.52	13,937,287.22	13,937,287.22	
418	State Health Care Authority Administrative	1,832,949.94	2,027,830.38	1,717,750.05	2,143,030.27	15,553.17	2,158,583.44	
492	School Employees' Insurance Administrative	1,491,262.38	1,318,375.00	1,407,389.83	1,402,247.55	17,120.35	1,419,367.90	
578	Lottery Administrative	539,830.78	1,570,802.60	1,380,964.79	729,668.59	4,519.83	734,188.42	
608	Accident	39,330,102.96	195,548,729.13	234,690,235.46	188,596.63	11,244,860.58	11,433,457.21	
609	Medical Aid	19,430,325.95	118,368,922.50	138,494,722.85	(695,474.40)	4,891,569.19	4,196,094.79	

RECEIPTS & DISBURSEMENTS FOR TREASURY FUNDS

		February 1, 2024	February 2024		February 29, 2024		
		Beginning Book Balance	Plus Receipts	Less Disbursements	Ending Book Balance	Outstanding Warrants	Ending Cash Balance
ENTERPRISE FUNDS (Continued)							
610	Accident Reserve	\$ 42,607,312.33	\$ 58,627,781.73	\$ 72,021,653.36	\$ 29,213,440.70	\$ 930,139.02	\$ 30,143,579.72
881	Supplemental Pension	72,254,444.84	119,271,180.12	112,251,858.92	79,273,766.04	2,255,284.59	81,529,050.63
883	Second Injury	88,537,068.41	3,046,278.02	138,344.02	91,445,002.41	31,818.83	91,476,821.24
TOTAL ENTERPRISE FUNDS		\$ 280,862,949.44	\$ 511,004,012.63	\$ 573,868,793.26	\$ 217,998,168.81	\$ 20,035,874.48	\$ 238,034,043.29
INTERNAL SERVICE FUNDS							
006	Public Records Efficiency, Preservation & Access	\$ 2,017,017.53	\$ 300,214.60	\$ 502,780.81	\$ 1,814,451.32	\$ 406.04	\$ 1,814,857.36
405	Legal Services Revolving	24,943,542.79	18,758,587.63	16,274,123.31	27,428,007.11	115,036.02	27,543,043.13
410	Transportation Equipment	37,249,241.20	551,034.88	1,459,519.46	36,340,756.62	46,798.91	36,387,555.53
415	Personnel Service	18,071,101.87	227,056.02	713,985.75	17,584,172.14	1,161.25	17,585,333.39
455	Higher Education Personnel Service	941,085.29	6,640.00	101,443.96	846,281.33	191.95	846,473.28
462	Government Central Service	822,905.62	1,961,621.64	512,931.55	2,271,595.71	19,762.50	2,291,358.21
468	OFM Central Service	4,718,309.65	3,241,673.67	896,817.75	7,063,165.57	7,063,165.57
483	Auditing Services Revolving	(589,463.57)	808,419.63	665,945.20	(446,989.14)	825.61	(446,163.53)
484	Administrative Hearings Revolving	11,684,267.29	2,507,852.34	2,908,617.21	11,283,502.42	8,953.92	11,292,456.34
TOTAL INTERNAL SERVICE FUNDS		\$ 99,858,007.67	\$ 28,363,100.41	\$ 24,036,165.00	\$ 104,184,943.08	\$ 193,136.20	\$ 104,378,079.28
PENSION TRUST FUNDS							
614	Volunteer Firefighters' Relief and Pension Principal Fund	\$ 4,061,541.69	\$ 187,487.25	\$ 1,153,569.75	\$ 3,095,459.19	\$ 107,422.58	\$ 3,202,881.77
615	State Patrol - Plan1	1,063,869.99	8,087,086.65	8,127,311.96	1,023,644.68	73,523.13	1,097,167.81
616	Judges' Retirement	1,567,863.40	4,926.03	16,947.96	1,555,841.47	1,555,841.47
624	Reserve Officer's Relief/Pension Principal Fund	9,574.92	16,573.50	10,018.72	16,129.70	16,129.70
630	State Patrol - Plan 2	655,027.02	2,015,379.25	2,045,808.84	624,597.43	624,597.43
631	Public Employees' Retirement System Plan 1	8,431,177.16	148,763,372.64	148,907,622.33	8,286,927.47	854,933.68	9,141,861.15
632	Teachers' Retirement System Plan 1	6,129,627.22	83,224,812.88	83,224,605.97	6,129,834.13	619,841.80	6,749,675.93
633	School Employees' Retirement System Combined Plan 2 & 3	7,412,149.46	79,704,064.19	80,091,680.46	7,024,533.19	665,921.74	7,690,454.93
635	Public Safety Employees Retirement System Plan 2	348,743.87	11,573,654.06	11,450,752.44	471,645.49	67,370.07	539,015.56
641	Public Employees' Retirement System Combined Plan 2 & 3	18,344,673.28	366,076,545.54	365,356,906.16	19,064,312.66	1,842,457.94	20,906,770.60
642	Teachers' Retirement System Combined Plan 2 and 3	22,675,668.98	200,063,462.10	201,211,964.54	21,527,166.54	490,306.61	22,017,473.15
661	Higher Ed Retirement Plan Supplemental Benefit-UW	217.96	718,095.90	718,241.14	72.72	72.72

RECEIPTS & DISBURSEMENTS FOR TREASURY FUNDS

	February 1, 2024		February 2024		February 29, 2024		
	Beginning Book Balance		Plus Receipts	Less Disbursements	Ending Book Balance	Outstanding Warrants	Ending Cash Balance
PENSION TRUST FUNDS (Continued)							
662 Higher Ed Retirement Plan Supplemental Benefit -WSU	\$	\$ 96,728.14	\$ 96,728.14	\$	\$	\$	
663 Higher Ed Retirement Plan Supplemental Benefit-EWU	7,435.77		15,149.66	15,019.45	7,565.98	7,565.98	
664 Higher Ed Retirement Plan Supplemental Benefit-CWU		16,925.32	16,925.32	
665 Higher Ed Retirement Plan Supplemental Benefit-TESC		4,379.26	4,379.26	
667 Higher Ed Retirement Plan Supplemental Benefit-WWU		23,459.55	23,459.55	
668 Higher Ed Retirement Plan Supplemental Benefit -SBCTC		81,423.88	81,423.88	
722 Deferred Compensation Principal	5,327,544.44		83,469,194.82	82,470,615.02	6,326,124.24	7,794.53	6,333,918.77
729 Judicial Retirement Principal	11,651.78		2,379.17	2,334.73	11,696.22	11,696.22
819 LEOFF Plan 1 Retirement	2,929,148.67		33,365,652.16	33,420,263.90	2,874,536.93	332,945.88	3,207,482.81
829 LEOFF Plan 2 Retirement	7,618,800.57		95,382,423.41	96,120,627.90	6,880,596.08	367,055.02	7,247,651.10
882 Washington Judicial Retirement System	10,204,952.43		32,878.01	525,636.56	9,712,193.88	9,712,193.88
TOTAL PENSION TRUST FUNDS	\$ 96,799,668.61	\$ 1,112,926,053.37	\$ 1,115,092,843.98	\$ 94,632,878.00	\$ 5,429,572.98	\$ 100,062,450.98	
CUSTODIAL FUNDS							
01P Suspense	\$ 57,189,626.93	\$ 2,625,961,685.75	\$ 2,606,537,974.04	\$ 76,613,338.64	\$ 114,537.15	\$ 76,727,875.79	
01R Undistributed Receipts	32,548.80	32,548.80	32,548.80	
01T Local Leasehold Excise Tax	1,084,498.13	663,218.32	421,279.81	421,279.81	
034 Local Sales and Use Tax	
035 State Payroll Revolving	14,824,839.74	716,068,131.39	700,046,573.79	30,846,397.34	2,314,384.46	33,160,781.80	
768 Local Real Estate Excise Tax	
795 State Investment Board Commingled Monthly Bond	1,820.72	1,820.75	(0.03)	(0.03)	
865 State Investment Board Commingled Trust	17,283.10	17,283.10	
877 OASI Contribution	
TOTAL CUSTODIAL FUNDS	\$ 73,131,513.60	\$ 3,342,048,920.96	\$ 3,307,266,870.00	\$ 107,913,564.56	\$ 2,428,921.61	\$ 110,342,486.17	
TOTAL TREASURY FUNDS	\$ 17,121,573,562.28	\$ 10,866,841,772.33	\$ 11,054,468,876.37	\$ 16,933,946,458.24	\$ 111,158,622.74	\$ 17,045,105,080.98	

RECEIPTS & DISBURSEMENTS FOR TREASURER'S TRUST FUNDS

		February 1, 2024	February 2024		February 29, 2024		
		Beginning Book Balance	Plus Receipts	Less Disbursements	Ending Book Balance	Outstanding Warrants	Ending Cash Balance
GENERAL FUND							
06N	Local Tax Administration	\$	\$	\$	\$	\$	\$
07F	Commercial Fisheries Buyback
08B	Foster Care Endowed Scholarship Trust	17,169.33	53.60	17,222.93	17,222.93
08E	Individual Development Account Program	2,148.28	6.71	2,154.99	2,154.99
08N	State Financial Aid	34,379,237.94	76,820,189.00	84,546,750.42	26,652,676.52	8,500.05	26,661,176.57
08T	Transportation Innovative Partnership
11M	Poet Laureate	115.55	115.55	115.55
11R	Hospital Infection Control Grant
12L	Outdoor Education and Recreation Prog	2,650,563.87	2,650,563.87	2,650,563.87
12P	Geoduck Aquaculture Research	(25,226.60)	(25,226.60)	(25,226.60)
131	Fair	4,029,957.75	12,598.42	2,202.95	4,040,353.22	4,040,353.22
14N	Legislative Oral History	31,139.20	31,139.20	31,139.20
14P	Skeletal Human Remains Assistance	159,686.28	3,760.24	155,926.04	155,926.04
15B	Food Animal Vet Scholarship
15N	Business Assistance
16F	Washington State Flag
16K	Mortgage Recovery
16R	Multiagency Permitting Team	102,505.50	319.98	102,825.48	102,825.48
17R	Aerospace Training Student Loan	199,093.54	3,276.63	6,493.31	195,876.86	47.69	195,924.55
18C	Native Education Public-Private Partnership
18F	High School Completion
18G	Opportunity Scholarship Match Transfer	10,388,996.14	10,388,996.14	10,388,996.14
18K	24/7 Sobriety	26,769.26	700.74	27,470.00	27,470.00
18V	Science, Technology, Engineering and Math Education Lighthouse
19J	Universal Communications Services	266,447.32	4,572.01	261,875.31	261,875.31
20L	Early Start	130,497.79	130,497.79	130,497.79
21J	Gina Grant Bull Memorial Legislative Page Scholarship	53,252.91	167.75	3,327.80	50,092.86	300.00	50,392.86
21L	Low-Income Home Rehabilitation	277,042.56	865.25	277,907.81	277,907.81
21T	Suicide-Safer Homes Project	25,000.01	25,000.01	25,000.01
22A	State Agency Office Relocation Pool	4,294,186.20	4,294,186.20	4,294,186.20
22B	Highway Worker Memorial Scholarship
22S	Landlord Mitigation Program	2,692,387.60	161,780.74	404,993.41	2,449,174.93	349,037.42	2,798,212.35
22V	Medical Student Loan	1,499,479.24	1,499,479.24	1,499,479.24

RECEIPTS & DISBURSEMENTS FOR TREASURER'S TRUST FUNDS

		February 1, 2024	February 2024		February 29, 2024		
		Beginning Book Balance	Plus Receipts	Less Disbursements	Ending Book Balance	Outstanding Warrants	Ending Cash Balance
GENERAL FUND (Continued)							
23B	Rural Jobs Program Match Transfer	\$ 399,895.86	\$	\$ 927.00	\$ 398,968.86	\$	\$ 398,968.86
23E	Washington History Day	112,508.28	351.20	112,859.48	112,859.48
23F	Open Educational Resources
23L	Indian Health Improvement Reinvestment	929,067.12	21,437.09	43,951.68	906,552.53	906,552.53
24A	Behavioral Health Loan Repayment Program	12,698,736.04	148,828.04	939,685.59	11,907,878.49	33,857.79	11,941,736.28
24F	Veterans Service Officer
24W	Undocumented Student Support Loan Match
25B	Unemployment Insurance Relief	30,284.75	30,284.75	30,284.75
25E	Rosa Franklin Legislative Internship Program Scholarship	(167.72)	887.39	719.67	719.67
25J	Department of Transportation Purple Heart State
25K	Department of Veterans' Affairs Purple Heart State	1,252.44	448.47	803.97	803.97
25L	Military Department Purple Heart State
26F	Billy Frank Jr. National Statuary Hall Collection	86,311.80	269.43	86,581.23
27E	Equitable Access to Credit Program	1,655,599.00	546,403.00	2,202,002.00	2,202,002.00
27H	Veterans & Military Members Suicide Prevention	11,168.00	380.00	11,548.00	11,548.00
27M	WA State Global War on Terror Memorial	12,650.00	12,650.00	12,650.00
28B	Employee Ownership Revolving Loan Program
28N	Surgical Smoke Evacuation
290	Savings Incentive	2,784,552.55	27,225.00	2,757,327.55	2,757,327.55
447	Information Technology Investment Revolving	39,582,596.07	2,106,548.72	37,476,047.35	154.82	37,476,202.17
490	Regional Transportation Investment District
514	Agricultural Conservation Easements
534	Washington Graduate Fellowship Trust	489.80	489.80	489.80
551	Washington Youth and Families	124,634.31	124,634.31	124,634.31
552	Conservation Assistance Revolving	463,714.45	463,714.45	463,714.45
653	Washington Distinguished Professorship Trust
703	COVID-19 Unemployment
704	COVID-19 Public Health Response	(8,094,785.54)	22,493,142.77	32,417,720.36	(18,019,363.13)	2,723,852.06	(15,295,511.07)
708	Salary/Insurance Contribution Increase Revolving	169,080.41	169,080.41	169,080.41
743	College Faculty Awards Trust	186.14	186.14	186.14
747	Health Professional Loan Repayment & Scholarship Program	34,630,049.79	19,894.02	1,320,273.22	33,329,670.59	84,868.07	33,414,538.66
748	WA Career and College Pathways Innov Challenge	12,032,763.00	37,616.44	66,630.10	12,003,749.34	12,003,749.34

RECEIPTS & DISBURSEMENTS FOR TREASURER'S TRUST FUNDS

		February 1, 2024	February 2024		February 29, 2024		
		Beginning Book Balance	Plus Receipts	Less Disbursements	Ending Book Balance	Outstanding Warrants	Ending Cash Balance
GENERAL FUND (Continued)							
781	Cross-State Trail	\$ 473.10	\$	\$	\$ 473.10	\$	\$ 473.10
793	Health Insurance Pool
835	Four Year Student Child Care in Higher Education	56,263.22	6,810.00	49,453.22	49,453.22
TOTAL GENERAL FUND		\$ 158,887,772.54	\$ 100,269,168.20	\$ 121,988,901.51	\$ 137,168,039.23	\$ 3,200,617.90	\$ 140,368,657.13
SPECIAL REVENUE FUNDS							
01F	Crime Victims' Compensation	\$ 3,845,120.03	\$ 150,249.16	\$	\$ 3,995,369.19	\$	\$ 3,995,369.19
03K	Industrial Insurance Premium Refund	7,155,252.87	824,717.69	53,750.46	7,926,220.10	1,625.25	7,927,845.35
04F	Real Estate Education Program	622,810.13	3,123.33	269.81	625,663.65	625,663.65
06H	Oral History, State Library, and Archives	27,179.69	19,193.81	21,214.70	25,158.80	25,158.80
06J	Securities Prosecution	1,475,482.59	1,250.00	1,476,732.59	1,476,732.59
07A	Mortgage Lending Fraud Prosecution	211,340.98	10,212.80	73,970.00	147,583.78	147,583.78
07B	Organ and Tissue Donation Awareness	128,471.82	44,278.03	130,171.92	42,577.93	42,577.93
07E	Contract Harvesting Revolving	4,430,549.36	14,972.71	(1,887,067.26)	6,332,589.33	102,877.69	6,435,467.02
07J	"Helping Kids Speak"	2,821.01	1,509.67	1,726.67	2,604.01	2,604.01
07K	Special License Plate Applicant Trust	12,206.00	12,206.00	12,206.00
07L	Legislative International Trade	735.85	735.85	735.85
07N	Produce Railcar Pool	53.05	0.16	53.21	53.21
07T	Commemorative Works	3,631.71	11.34	3,643.05	3,643.05
07V	Fish and Wildlife Enforcement Reward	126,674.78	4,624.29	5,156.15	126,142.92	25.00	126,167.92
08C	Gonzaga University Alumni Association	5,923.04	4,048.34	3,864.01	6,107.37	6,107.37
08F	Lighthouse Environmental Programs	11,692.31	5,551.02	6,687.34	10,555.99	10,555.99
08G	Flexible Spending Administrative	2,465,655.99	82,645.51	2,383,010.48	2,383,010.48
08J	Prescription Drug Consortium	78,255.82	78,255.82	78,255.82
08L	"Ski & Ride Washington"	6,778.57	2,349.67	3,089.35	6,038.89	6,038.89
08P	State Parks Education and Enhancement	359,338.03	11,771.69	7,410.46	363,699.26	363,699.26
08V	Veterans Stewardship	1,168,546.43	58,057.35	51,815.92	1,174,787.86	1,895.97	1,176,683.83
08W	"Washington's National Park Fund"	31,541.95	23,695.04	27,489.05	27,747.94	27,747.94
098	Eastern Washington Pheasant Enhancement	(16,474.22)	3,212.71	9,886.47	(23,147.98)	29.03	(23,118.95)
09A	We Love Our Pets	12,751.59	4,729.67	5,187.02	12,294.24	12,294.24
09B	Boating Safety Education Certification	870,780.99	14,604.23	10,769.51	874,615.71	725.00	875,340.71
09J	Washington Coastal Crab Pot Buoy Tag	220,607.40	2,436.53	218,170.87	218,170.87
09K	Life Sciences Discovery	906,019.50	2,828.21	908,847.71	908,847.71
09L	Nursing Resource Center	435,743.28	80,623.00	9,202.77	507,163.51	507,163.51

RECEIPTS & DISBURSEMENTS FOR TREASURER'S TRUST FUNDS

	February 1, 2024		February 2024		February 29, 2024		
	Beginning Book Balance		Plus Receipts	Less Disbursements	Ending Book Balance	Outstanding Warrants	Ending Cash Balance
SPECIAL REVENUE FUNDS (Continued)							
10F "Share the Road"	\$ 16,400.07	\$	5,156.68	\$ 5,665.36	\$ 15,891.39	\$	\$ 15,891.39
11A Employment Training Finance	329,406.29		19,626.68	349,032.97	349,032.97
11J Electronic Products Recycling	1,332,065.44		(67,380.00)	11,910.36	1,252,775.08	1,252,775.08
11P Large On-Site Sewage Systems
11V Veteran Estate Management	9,602.81		30,682.34	32,364.14	7,921.01	126.07	8,047.08
126 Agricultural Local	35,909,735.17		3,865,770.19	2,566,774.91	37,208,730.45	23,980.71	37,232,711.16
128 Grain Inspection Revolving	(1,060,476.72)		2,074,680.82	1,053,048.73	(38,844.63)	3,693.17	(35,151.46)
12E Assisted Living Facility Management	762,595.98		(18,729.75)	781,325.73	781,325.73
12F Manufactured/Mobile Home Dispute Resol	2,350,691.54		41,082.31	58,487.72	2,333,286.13	2,333,286.13
12G Rockfish Research	308,732.37		4,150.56	6,639.15	306,243.78	35.00	306,278.78
12H Uniformed Service Shared Leave Pool	1,038,693.32		8,488.80	1,030,204.52	1,030,204.52
12N Get Ready For Math & Science Schlarshp	287,742.13		2,303.03	290,045.16	290,045.16
133 Children's Trust	424,109.02		3,177.07	5,182.54	422,103.55	60.00	422,163.55
14E Washington State Library Operations	4,937,453.38		549,501.17	827,902.83	4,659,051.72	4,659,051.72
14W Reduced Cigarette Ignition Propensity	828,748.96		11,297.82	(1,392.84)	841,439.62	82.50	841,522.12
15T Broadband Mapping
15V Funeral and Cemetery	917,744.26		331,821.59	44,858.23	1,204,707.62	770.07	1,205,477.69
15W Guaranteed Asset Protection Waiver	19,750.00		19,750.00	19,750.00
163 Worker and Community Right to Know	4,359,448.80		35,583.90	154,715.45	4,240,317.25	398.25	4,240,715.50
169 Horse Racing Commission Operating	1,380,148.04		101,529.39	102,443.80	1,379,233.63	50.00	1,379,283.63
16B Landscape Architects' License	399,569.73		23,929.00	(24,123.87)	447,622.60	26.43	447,649.03
16E Spec Forest Products Outreach/Education	77,237.35		116.66	77,354.01	77,354.01
16G Universal Vaccine Purchase	12,723,539.26		6,745,691.19	8,897,967.55	10,571,262.90	10,571,262.90
16L Accessible Communities	1,064,985.94		23,128.01	1,002.75	1,087,111.20	1,087,111.20
16N Disabled Veterans Assistance		25.00	25.00	25.00
16T Product Stewardship Programs	267,828.74		71.87	267,756.87	267,756.87
17L Foreclosure Fairness	910,407.13		146,339.65	25,837.52	1,030,909.26	1,030,909.26
17M Individual-Based/Portable Background Check Clearance	635,666.91		78,741.00	556,925.91	556,925.91
17V Volunteer Firefighters	5,397.00		2,144.34	2,459.34	5,082.00	5,082.00
180 Local Government Administrative Hearings	180,837.40		4,591.00	176,246.40	176,246.40
189 Clarke-McNary
18A Investing In Innovation
18E Educator Certification Processing	4,824,907.80		308,746.00	211,084.11	4,922,569.69	4,722.00	4,927,291.69
18M Music Matters Awareness	7,039.67		4,778.68	5,247.68	6,570.67	6,570.67

RECEIPTS & DISBURSEMENTS FOR TREASURER'S TRUST FUNDS

		February 1, 2024	February 2024		February 29, 2024		
		Beginning Book Balance	Plus Receipts	Less Disbursements	Ending Book Balance	Outstanding Warrants	Ending Cash Balance
SPECIAL REVENUE FUNDS (Continued)							
18N	Damage Prevention	\$ 169,158.86	\$ 15,400.00	\$ 8,550.00	\$ 176,008.86	\$ 2,550.00	\$ 178,558.86
18R	Seattle Sounders FC	5,677.24	3,387.55	3,287.90	5,776.89	5,776.89
190	Forest Fire Protection Assessment	10,083,818.26	3,111.33	1,771,187.57	8,315,742.02	17,630.65	8,333,372.67
193	State Forest Nursery Revolving	649,381.20	2,677.16	571,088.62	80,969.74	4,275.53	85,245.27
195	Energy	0.21	0.21	0.21
197	Statute Law Committee Publications	850,199.17	12,834.04	7,521.91	855,511.30	855,511.30
198	Access Road Revolving	4,619,927.18	5,177.99	1,634,392.04	2,990,713.13	506.75	2,991,219.88
19B	School for the Blind	1,611,213.02	645,920.18	334,630.05	1,922,503.15	48,165.22	1,970,668.37
19E	4-H Program	445.67	476.00	501.67	420.00	420.00
19F	Seattle Seahawks	47,875.56	18,578.00	22,536.50	43,917.06	43,917.06
19H	Center for Deaf/Hard of Hearing Youth	1,920,618.71	168,013.03	2,088,631.74	2,088,631.74
19M	Seattle University	14,996.19	392.00	389.67	14,998.52	14,998.52
19P	Child Rescue	122,362.09	1,176.11	123,538.20	123,538.20
19R	Residential Services and Support	89,104.72	89,104.72	89,104.72
19W	Wolf-Livestock Conflict	281,339.57	719.14	280,620.43	280,620.43
205	Mobile Home Park Relocation	4,063,190.32	132,495.92	36,032.23	4,159,654.01	8,000.00	4,167,654.01
206	Cost of Supervision
209	Regional Fisheries Enhancement Group	1,636,784.56	13,511.56	105,487.13	1,544,808.99	42.08	1,544,851.07
20A	State Flower	2,718.33	2,095.34	2,235.33	2,578.34	2,578.34
20D	CPA Scholarship Transfer	100,000.00	100,000.00	100,000.00
20E	WA Internet Crimes Against Children	1,466,872.40	1,466,872.40	1,466,872.40
20G	Washington Farmers and Ranchers	560.01	415.34	415.34	560.01	560.01
20P	Nursing Facility Quality Enhancement	6,731,487.14	6,731,487.14	6,731,487.14
20W	Washington Tennis	14,701.11	165.67	14,866.78	14,866.78
210	Fire Protection Contractor License	1,469,117.48	33,436.62	38,415.07	1,464,139.03	673.75	1,464,812.78
213	Veterans' Emblem	27,750.43	210.00	27,960.43	27,960.43
214	Temporary Worker Housing	387,601.97	20,752.00	56,876.73	351,477.24	351,477.24
219	Air Operating Permit	2,852,105.19	1,329,976.00	163,790.37	4,018,290.82	4,018,290.82
21A	Washington State Wrestling	751.34	364.00	695.34	420.00	420.00
21C	Washington Sexual Assault Kit	19,436.57	19,436.57	19,436.57
21F	Fred Hutch	639.33	501.67	667.33	473.67	473.67
21G	Washington State Aviation	159,933.87	3,213.01	163,146.88	163,146.88
21N	NE WA Wolf-Livestock Management	481,237.35	1,512.98	16,320.51	466,429.82	466,429.82
21Q	Forest Health Revolving	32,138,137.97	108,625.88	1,377,158.21	30,869,605.64	200,349.89	31,069,955.53

RECEIPTS & DISBURSEMENTS FOR TREASURER'S TRUST FUNDS

	February 2024			February 29, 2024		
	February 1, 2024					
	Beginning Book Balance	Plus Receipts	Less Disbursements	Ending Book Balance	Outstanding Warrants	Ending Cash Balance
SPECIAL REVENUE FUNDS (Continued)						
21U Veteran's In-State Service Shared Leave Pool	\$ 307,345.69	\$ 3,041.99	\$ 2,616.84	\$ 307,770.84	\$	\$ 307,770.84
21W K-12 Criminal Background Check	728,964.04	133,687.00	218,553.71	644,097.33	145.25	644,242.58
225 Fingerprint Identification	6,737,072.51	1,063,914.05	1,001,312.62	6,799,673.94	4,909.27	6,804,583.21
22G Photovoltaic Module Recycling	5,889.78	8,349.09	14,238.87	14,238.87
22H Foster Parent Shared Leave Pool	326,650.11	6,451.40	1,647.60	331,453.91	331,453.91
22K Watershed Restoration Enhancement	863,250.00	863,250.00	863,250.00
22L Public Use General Aviation Airport Loan Revolving	7,972,273.97	26,346.63	72,027.45	7,926,593.15	7,926,593.15
22N Fish and Wildlife Federal Lands Revolving	(214,884.49)	213,693.65	(1,190.84)	(1,190.84)
22P Natural Resources Federal Lands Revolving	11,869,079.70	41,229.81	146,787.51	11,763,522.00	11,763,522.00
22Q Seattle Mariners	3,242.08	3,242.08	3,242.08
23A Student Loan Advocate	701,670.43	11,599.22	690,071.21	85.80	690,157.01
23C Department of Licensing Tuition Recovery	162,433.69	3,103.58	165,537.27	165,537.27
23D Student Achievement Council Tuition Recovery Trust	476,124.89	7,458.90	483,583.79	483,583.79
23K Smoke Detection Device Awareness	36,533.32	36,533.32	36,533.32
23M County Road Administration Board Emergency Loan	2,628,364.98	8,204.66	2,636,569.64	2,636,569.64
24C San Juan Islands Programs	4,461.36	3,994.67	4,545.36	3,910.67	3,910.67
24D Seattle Storm
24E Washington State Library-Archives Building	19,967,379.19	221,380.83	20,188,760.02	20,188,760.02
24G Hemp Regulatory	263,575.59	2,583.57	266,159.16	5,025.00	271,184.16
24R Energy Independence Act Special
24S Seattle NHL Hockey	3,302.25	2,530.50	3,428.25	2,404.50	3,428.25	5,832.75
24T State Firearms Background Check System	3,024,109.41	225,144.00	32,807.76	3,216,445.65	30.00	3,216,475.65
259 Coastal Crab	127,175.38	1,664.48	125,510.90	125,510.90
25A Washington Apples	81.67	2,720.67	2,571.34	231.00	2,571.34	2,802.34
25R Recycled Content	435,508.36	35,882.85	399,625.51	773.27	400,398.78
25S Recycling Enhancing
25V Washington State Attorney General Charitable Asset Protection	752,889.35	81,193.16	52,788.75	781,293.76	781,293.76
26G Energy Facility Site Eval Council	(513,382.32)	55,336.48	807,601.25	(1,265,647.09)	(1,265,647.09)
26J WA State Leadership Board Spec Lic Plate	499,120.83	10,233.47	509,354.30	509,354.30
26S Patches Pal License Plate	1,558.68	1,288.00	1,558.68	1,288.00	1,288.00
274 Adult Family Home	526,637.39	5,778.09	520,859.30	520,859.30
27D Driver Resource Center	3,214,798.19	566,508.27	2,648,289.92	2,648,289.92

RECEIPTS & DISBURSEMENTS FOR TREASURER'S TRUST FUNDS

		February 1, 2024	February 2024			February 29, 2024		
		Beginning Book Balance	Plus Receipts	Less Disbursements	Ending Book Balance	Outstanding Warrants	Ending Cash Balance	
SPECIAL REVENUE FUNDS (Continued)								
27N	Washington Wine License Plate	\$ 10,077.67	\$ 644.00	\$	\$ 10,721.67	\$	\$ 10,721.67	
27R	Medical for People Living with HIV Rebate Revenue	4,129,745.01	12,948,095.00	5,915,221.97	11,162,618.04	805,394.15	11,968,012.19	
27S	Child Sexual Abuse/Trafficking Prevention	
27U	Fire Protection Compliance	
27V	WA State Attorney General Humane Detention	
281	Impaired Driving Safety	(502,425.49)	75,731.27	(426,694.22)	95.20	(426,599.02)	
283	Juvenile Accountability Incentive	326,433.49	1,018.99	327,452.48	327,452.48	
28C	Responsible Battery Management	
28D	Down Payment Assitance	
28L	WA State Eastern WA Cultural Land Feature	
297	Pipeline Safety	2,956,441.17	9,599.90	247,210.50	2,718,830.57	1,407.27	2,720,237.84	
298	Geologists'	416,539.01	28,118.00	593.17	444,063.84	1,922.64	445,986.48	
300	Financial Services Regulation	42,382,143.14	3,908,660.76	2,895,741.32	43,395,062.58	15,054.33	43,410,116.91	
320	Puget Sound Crab Pot Buoy Tag	19,450.50	200.00	19,250.50	19,250.50	
328	Crim Justice Training Commis Firing Range Maintenance	213,403.00	213,403.00	213,403.00	
416	Surplus and Donated Food Commodities Revolving	1,590,097.62	1,002,977.21	795,795.93	1,797,278.90	1,797,278.90	
424	Anti-Trust Revolving	1,299,335.61	2,000,247.68	1,921,168.53	1,378,414.76	5,413.61	1,383,828.37	
474	School Employees Flexible & Dependent Care Administration	33,109.01	32,639.00	31,797.87	33,950.14	33,950.14	
480	Financial Education Public-Private Partnership	141,041.17	141,041.17	141,041.17	
485	Horse Racing Owners' Bonus/Breeder Awards	113,152.21	641.52	11,835.59	101,958.14	17,986.25	119,944.39	
495	Toll Collection	26,761,285.56	18,176,110.44	18,535,853.97	26,401,542.03	80,617.67	26,482,159.70	
496	Educator Conditional Scholarship	4,732,003.32	30,389.78	150,582.56	4,611,810.54	6,000.00	4,617,810.54	
497	Horse Racing Commission Class C Purse Fund	257,400.51	2,968.00	260,368.51	260,368.51	
498	Washington State Council of Fire Fighters Benevolent	16,630.41	10,075.38	11,204.72	15,501.07	15,501.07	
499	Law Enforcement Memorial	51,539.45	23,034.73	26,679.40	47,894.78	47,894.78	
501	Liquor Revolving	51,212,311.21	8,166,555.03	4,315,179.32	55,063,686.92	140,266.58	55,203,953.50	
503	Tuition Recovery	4,547,314.05	26,688.95	42,318.80	4,531,684.20	2,412.62	4,534,096.82	
515	DNA Data Base	956,361.29	12,548.30	36,305.06	932,604.53	932,604.53	
516	Fruit and Vegetable Inspection	7,984,778.21	1,597,722.53	1,503,222.39	8,079,278.35	2,605.22	8,081,883.57	
536	Federal Food Service Revolving	2,479,176.55	1,047,272.74	4,152,482.85	(626,033.56)	194,141.31	(431,892.25)	
553	Performance Audits of Government	18,775,648.16	1,712,368.24	1,963,100.20	18,524,916.20	5,286.83	18,530,203.03	

RECEIPTS & DISBURSEMENTS FOR TREASURER'S TRUST FUNDS

		February 1, 2024	February 2024		February 29, 2024		
		Beginning Book Balance	Plus Receipts	Less Disbursements	Ending Book Balance	Outstanding Warrants	Ending Cash Balance
SPECIAL REVENUE FUNDS (Continued)							
561	Community Technical College Innovation	\$ 5,586,004.76	\$ 610,164.95	\$ 576,215.60	\$ 5,619,954.11	\$	\$ 5,619,954.11
687	Rural Rehabilitation	21,338.53	66.61	21,405.14	21,405.14
688	Federal Local Rail Service Assistance	85,866.24	226.10	86,092.34	86,092.34
731	Child Care Facility Revolving	77,953.27	243.34	78,196.61	78,196.61
732	Nursing Home Civil Penalties	2,540,995.11	(37,288.58)	2,578,283.69	2,578,283.69
746	Hanford Area Economic Investment	22,408.38	2,198.25	697.57	23,909.06	23,909.06
749	Governor's Interagency Committee of State Employed Women	149,906.55	20.00	149,886.55	149,886.55
761	Basic Health Plan Subscription	250,744.09	250,744.09	250,744.09
763	Center for the Improvement of Student Learning	35,600.68	35,600.68	35,600.68
773	Commission on Higher Ed Prof Student Ex Program	51,200.00	51,200.00	51,200.00
774	University of Washington License Plate	24,012.44	21,725.73	45,738.17	45,738.17
776	Washington State University License Plate	57,500.54	51,088.52	108,589.06	108,589.06
778	Western Washington University License Plate	781.67	1,008.00	1,285.67	504.00	504.00
779	Eastern Washington University License Plate	156,731.64	3,439.35	160,170.99	160,170.99
780	School Zone Safety Account	1,428,948.56	18,240.69	12,205.25	1,434,984.00	300.00	1,435,284.00
783	Central Washington University License Plate	12,968.70	1,334.67	14,303.37	14,303.37
784	Miscellaneous Transportation Programs	(17,182,815.01)	37,730,609.51	40,753,312.80	(20,205,518.30)	2,802,402.45	(17,403,115.85)
786	The Evergreen State College License Plate	3,297.00	627.67	3,924.67	3,924.67
789	Advanced Environmental Mitigation Revolving	1,290,230.35	5,361.86	1,295,592.21	1,295,592.21
816	Stadium and Exhibition Center	1,576,391.66	306,176.27	875,257.96	1,007,309.97	1,007,309.97
821	Impaired Physician	351,124.79	174,434.00	160,924.41	364,634.38	100.00	364,734.38
823	Livestock Nutrient Management	32,683.76	750.00	(350.00)	33,783.76	33,783.76
833	Developmental Disabilities Endowment Trust	4,053,554.41	566,665.13	244,552.45	4,375,667.09	4,375,667.09
834	Capitol Furnishings Preservation Committee	43,987.98	43,987.98	43,987.98
878	Federal Forest Revolving	6,869.90	21.45	6,891.35	6,891.35
880	Advance Right-of-Way Revolving	45,705,431.17	615,115.61	10,375.81	46,310,170.97	46,310,170.97
884	Gambling Revolving	20,150,512.82	1,404,581.47	1,373,714.53	20,181,379.76	72,378.97	20,253,758.73
885	Plumbing Certificate	1,317,402.78	160,836.64	151,792.22	1,326,447.20	831.32	1,327,278.52
892	Pressure Systems Safety	1,152,563.58	273,036.71	180,307.95	1,245,292.34	1,784.65	1,247,076.99
TOTAL SPECIAL REVENUE FUNDS		\$ 472,687,055.58	\$ 112,957,861.47	\$ 108,663,011.25	\$ 476,981,905.80	\$ 4,596,685.26	\$ 481,578,591.06
CAPITAL PROJECTS FUNDS							
366	Watershed Restoration Enhancement Bond	\$ (2,001,351.01)	\$ 7,998,623.61	\$ 350,888.67	\$ 5,646,383.93	\$	\$ 5,646,383.93

RECEIPTS & DISBURSEMENTS FOR TREASURER'S TRUST FUNDS

		February 1, 2024	February 2024			February 29, 2024		
		Beginning Book Balance	Plus Receipts	Less Disbursements	Ending Book Balance	Outstanding Warrants	Ending Cash Balance	
CAPITAL PROJECTS FUNDS (Continued)								
377	Watershed Restoration Enhancement Taxable Bond	\$	\$	\$	\$	\$	\$	
TOTAL CAPITAL PROJECTS FUNDS		\$ (2,001,351.01)	\$ 7,998,623.61	\$ 350,888.67	\$ 5,646,383.93	\$	\$ 5,646,383.93	
PERMANENT FUNDS								
842	American Indian Scholarship Endowment	\$ 297,319.02	\$ 928.09	\$	\$ 298,247.11	\$	\$ 298,247.11	
852	Foster Care Scholarship Endowment	4,048.27	12.64	4,060.91	4,060.91	
TOTAL PERMANENT FUNDS		\$ 301,367.29	\$ 940.73	\$	\$ 302,308.02	\$	\$ 302,308.02	
ENTERPRISE FUNDS								
22E	Family and Medical Leave Enforcement	\$ 434,592.62	\$ 2,575.23	\$	\$ 437,167.85	\$	\$ 437,167.85	
22F	Family and Medical Leave Insurance	209,744,112.23	292,377,125.32	145,675,021.18	356,446,216.37	661,706.83	357,107,923.20	
413	Municipal Revolving	4,963,526.61	2,867,299.34	3,477,589.82	4,353,236.13	1,003.58	4,354,239.71	
438	Uniform Dental Plan Benefits Administration	614,220.29	617,860.00	616,566.72	615,513.57	615,513.57	
439	Uniform Medical Plan Benefits Administration	4,929,158.60	5,824,798.00	5,907,803.78	4,846,152.82	4,846,152.82	
442	Legislative Gift Center	238,527.79	42,778.74	19,607.86	261,698.67	250.00	261,948.67	
445	Self-Insured Empl'yr Overpymt Reimb	1,381,577.17	36,972.16	1,418,549.33	15,719.06	1,434,268.39	
446	Industrial Insurance Rainy Day Fund	19,641.50	19,641.50	
449	Certificates of Participation and Other Financing - Local	705,741.89	4,214,899.70	4,485,977.38	434,664.21	30,832.19	465,496.40	
456	Separately Managed State Treasurer's Service	215,646.16	19,927.51	12,825.94	222,747.73	222,747.73	
470	Imaging	175,925.10	63,854.31	38,744.83	201,034.58	201,034.58	
473	School Employees Insurance Reserve	59,775,791.21	11,128,594.97	70,904,386.18	70,904,386.18	
475	School Employees Dental Benefits Administration	472,581.07	472,000.00	472,561.01	472,020.06	472,020.06	
477	Lottery Investment	(4,083.61)	4,083.61	
493	School Employees' Insurance	(69,736,141.69)	162,106,523.40	165,213,280.19	(72,842,898.48)	329,635.96	(72,513,262.52)	
494	School Employees' Benefits Board Administration	1,902,356.25	2,192,649.00	2,451,096.99	1,643,908.26	1,643,908.26	
543	Judicial Information Systems	3,750,853.07	1,197,385.52	6,042,126.22	(1,093,887.63)	1,063.68	(1,092,823.95)	
544	Pollution Liability Insurance Program Trust	53,742,096.36	3,219,383.15	735,377.47	56,226,102.04	289.46	56,226,391.50	
545	Heating Oil Pollution Liability Trust	1,852,070.20	154,703.73	88,209.50	1,918,564.43	259.60	1,918,824.03	
567	Long-Term Services and Supports Trust	89,014,345.38	267,515,063.98	333,054,269.02	23,475,140.34	11,545.08	23,486,685.42	
721	Public Employees' and Retirees' Insurance	195,438,831.50	233,313,004.58	228,589,188.02	200,162,648.06	6,201,472.40	206,364,120.46	
730	Public Employees' and Retirees' Insurance Reserve	144,125,793.53	5,187,900.30	149,313,693.83	149,313,693.83	
788	Advanced College Tuition Payment Program	2,450,257.18	15,140,326.18	12,376,433.34	5,214,150.02	1,428,212.09	6,642,362.11	

RECEIPTS & DISBURSEMENTS FOR TREASURER'S TRUST FUNDS

	February 1, 2024		February 2024		February 29, 2024		
	Beginning Book Balance		Plus Receipts	Less Disbursements	Ending Book Balance	Outstanding Warrants	Ending Cash Balance
TOTAL ENTERPRISE FUNDS	\$ 706,187,778.91		\$ 1,007,719,350.23	\$ 909,276,320.77	\$ 804,630,808.37	\$ 8,681,989.93	\$ 813,312,798.30
INTERNAL SERVICE FUNDS							
411 Natural Resources Equipment	\$ 18,663,700.07		\$ 14,155.30	\$ 724,309.46	\$ 17,953,545.91	\$ 59,689.08	\$ 18,013,234.99
421 Education Technology Revolving Fund	14,253,524.38		5,650,751.57	2,259,450.24	17,644,825.71	205,159.69	17,849,985.40
422 General Administration Services	50,003,478.94		62,445,498.96	22,175,348.56	90,273,629.34	1,040,489.70	91,314,119.04
436 OFM Labor Relations Service	3,186,594.80		808,439.86	511,091.55	3,483,943.11	400.00	3,484,343.11
444 Fish & Wildlife Equipment	(183,311.82)		90,037.31	97,775.97	(191,050.48)	7,561.78	(183,488.70)
453 Minority and Women's Business Enterprises	2,780,571.46		130,348.64	214,713.48	2,696,206.62	8,750.00	2,704,956.62
458 Consolidated Technology Services Revolving	(20,223,001.53)		15,380,783.67	12,298,601.95	(17,140,819.81)	324,127.25	(16,816,692.56)
461 Shared Information Technology System Revolving
466 Statewide Info Tech System Development Revolving	35,989,404.34		10,805,522.82	2,460,647.41	44,334,279.75	44,334,279.75
471 State Patrol Nonappropriated Airplane Revolving	273,530.83		52,496.78	221,034.05	1,830.85	222,864.90
472 Statewide Info Tech System Maintenance & Operations Revolving	23,866,675.60		18,619,437.14	13,834,967.81	28,651,144.93	13,152.79	28,664,297.72
546 Risk Management	295,478.97		613,496.93	350,844.55	558,131.35	558,131.35
547 Liability	(165,540,380.79)		33,110.98	21,489,104.38	(186,996,374.19)	9,414,178.82	(177,582,195.37)
739 Certificates of Participation and Other Financing - State	607,079.02		35,412,242.82	35,247,324.98	771,996.86	999.00	772,995.86
TOTAL INTERNAL SERVICE FUNDS	\$ (36,026,655.73)		\$ 150,003,826.00	\$ 111,716,677.12	\$ 2,260,493.15	\$ 11,076,338.96	\$ 13,336,832.11
PRIVATE PURPOSE FUNDS							
196 Unclaimed Personal Property	\$ 746,363.99		\$ 12,530,287.79	\$ 12,391,582.37	\$ 885,069.41	\$ 11,342,329.46	\$ 12,227,398.87
463 WA College Savings Program	(511,608.18)		55,181.39	88,430.40	(544,857.19)	1,654.23	(543,202.96)
738 Department of Social and Health Services Trust	53,654.52		53,654.52	53,654.52
799 WA Achieving a Better Life Experience Program	145,375.68		434.97	145,810.65	145,810.65
TOTAL PRIVATE PURPOSE FUNDS	\$ 433,786.01		\$ 12,585,904.15	\$ 12,480,012.77	\$ 539,677.39	\$ 11,343,983.69	\$ 11,883,661.08
PENSION TRUST FUNDS							
838 LEOFF Retirement System Benefits Improvement	\$		\$	\$	\$	\$	\$
TOTAL PENSION TRUST FUNDS	\$		\$	\$	\$	\$	\$
CUSTODIAL FUNDS							
165 Salary Reduction	\$ 9,586,923.58		\$ 3,954,681.41	\$ 5,001,385.04	\$ 8,540,219.95	\$	\$ 8,540,219.95

RECEIPTS & DISBURSEMENTS FOR TREASURER'S TRUST FUNDS

		February 1, 2024	February 2024		February 29, 2024		
		Beginning Book Balance	Plus Receipts	Less Disbursements	Ending Book Balance	Outstanding Warrants	Ending Cash Balance
CUSTODIAL FUNDS (Continued)							
16C	Real Estate/Property Tax Admin Assistance	\$ 33,705.00	\$ 33,635.00	\$ 33,690.00	\$ 33,650.00	\$	\$ 33,650.00
17A	County 911 Excise Tax	7,217,781.51	862,293.43	6,355,488.08	6,355,488.08
525	Washington State Combined Fund Drive	534,858.06	400,968.15	22,472.34	913,353.87	86,617.60	999,971.47
660	Natural Resources Deposit	46,957,550.31	25,210,131.40	27,235,138.17	44,932,543.54	168,801.75	45,101,345.29
734	Centennial Document Preservation and Modernization	1,157,812.59	128,649.51	1,286,462.10	1,286,462.10
737	High Occupancy Vehicle
757	Maritime Historic Restoration and Preservation	4,329.79	900.94	5,230.73	5,230.73
797	Local Tourism Promotion	1,573,138.99	(8,372.56)	1,581,511.55	1,581,511.55
802	School Employees Salary Reduction	234,798.25	2,060,761.91	2,495,794.95	(200,234.79)	(200,234.79)
TOTAL CUSTODIAL FUNDS		\$ 67,300,898.08	\$ 31,789,728.32	\$ 35,642,401.37	\$ 63,448,225.03	\$ 255,419.35	\$ 63,703,644.38
TOTAL TREASURER'S TRUST FUNDS		\$ 1,367,770,651.67	\$ 1,423,325,402.71	\$ 1,300,118,213.46	\$ 1,490,977,840.92	\$ 39,155,035.09	\$ 1,530,132,876.01

INVESTMENT STATEMENT

Fund / Account	February 1, 2024	Purchased	Maturities & Sales	Amortization	February 29, 2024
Treasury & Treasurer's Trust					
Investments (trade date basis)	\$ 18,821,466,167.19	\$ 4,373,047,942.42	\$ 4,608,088,125.80	\$ 7,939,356.60	\$ 18,594,365,340.41
Reverse Repurchase Agreements
Purchased Accrued Interest	4,406,236.08	1,829,519.45	2,294,305.13	3,941,450.40
Total Treasury & Treasurer's Trust	<u>\$ 18,825,872,403.27</u>	<u>\$ 4,374,877,461.87</u>	<u>\$ 4,610,382,430.93</u>	<u>\$ 7,939,356.60</u>	<u>\$ 18,598,306,790.81</u>
Local Government Investment Pool					
Investments (trade date basis)	\$ 24,357,197,358.56	\$ 140,412,253,987.39	\$ 141,552,757,999.80	\$ 27,658,245.73	\$ 23,244,351,591.88
Reverse Repurchase Agreements
Purchased Accrued Interest
Total Local Government Investment Pool	<u>\$ 24,357,197,358.56</u>	<u>\$ 140,412,253,987.39</u>	<u>\$ 141,552,757,999.80</u>	<u>\$ 27,658,245.73</u>	<u>\$ 23,244,351,591.88</u>
Separately Managed Accounts					
Investments (trade date basis)	\$ 1,068,652,721.84	\$ 82,793,882.40	\$ 70,402,960.29	\$ 529,775.31	\$ 1,081,573,419.26
Purchased Accrued Interest	228,222.89	12,661.40	134,534.22	106,350.07
Total Separately Managed Accounts	<u>\$ 1,068,880,944.73</u>	<u>\$ 82,806,543.80</u>	<u>\$ 70,537,494.51</u>	<u>\$ 529,775.31</u>	<u>\$ 1,081,679,769.33</u>
Total All Accounts	<u>\$ 44,251,950,706.56</u>	<u>\$ 144,869,937,993.06</u>	<u>\$ 146,233,677,925.24</u>	<u>\$ 36,127,377.64</u>	<u>\$ 42,924,338,152.02</u>

INVESTMENT INTEREST INCOME & CAPITAL GAINS

Fund / Account	February 2024	February 2023	Fiscal Year 2024	Fiscal Year 2023
Treasury & Treasurer's Trust				
Cash	\$ 48,341,949.12	\$ 27,494,498.26	\$ 352,964,775.42	\$ 177,752,273.54
Custody Bank Fees	(13,463.43)	(92,668.26)	(96,295.71)
Other Bank Fees	(105.85)	(1,204.42)	(17,808.57)	(23,095.32)
Amortization	7,939,356.60	11,006,392.53	94,109,999.52	54,302,708.93
Accrued Interest	3,653,565.45	818,221.73	21,109,953.35	24,188,141.88
Gains and Losses	50,268.23	150,646.46	299,543.00
Total Treasury & Treasurer's Trust	\$ 59,985,033.55	\$ 39,304,444.67	\$ 468,224,897.92	\$ 256,423,276.32
Local Government Investment Pool				
Cash	\$ 70,704,765.72	\$ 42,617,715.02	\$ 567,926,873.04	\$ 266,271,885.37
Amortization	27,658,245.73	22,596,795.47	278,188,546.21	172,322,278.29
Accrued Interest	3,539,917.81	3,893,120.80	(2,048,014.00)	32,156,409.39
Gains and Losses	1,146.03	3,194.40	42,665.31	649,801.72
Total Local Government Investment Pool	\$ 101,904,075.29	\$ 69,110,825.69	\$ 844,110,070.56	\$ 471,400,374.77
Separately Managed Accounts				
Cash	\$ 2,247,247.73	\$ 1,240,960.50	\$ 14,100,065.10	\$ 9,049,351.80
Amortization	529,775.31	166,735.09	3,569,475.15	278,537.67
Accrued Interest	(185,295.69)	116,526.13	911,388.61	1,010,283.64
Gains and Losses	39,101.56	39,101.56	22,539.23
Total Separately Managed Accounts	\$ 2,630,828.91	\$ 1,524,221.72	\$ 18,620,030.42	\$ 10,360,712.34
Total All Accounts	\$ 164,519,937.75	\$ 109,939,492.08	\$ 1,330,954,998.90	\$ 738,184,363.43

**MIKE PELLICCIOTTI
STATE TREASURER
PO BOX 40200
OLYMPIA WA 98504-0200**

