



Washington State Treasurer's Monthly Report

March 2024



MIKE PELLICCIOTTI
State Treasurer

In accordance with the Americans with Disabilities Act, this publication will be made available in alternate formats upon request to the Office of the State Treasurer, Legislative Building, 2nd Floor, Olympia, Washington 98504-0200, telephone (360) 902-9000, fax (360) 902-9037 or TTY Users Call: 7-1-1. Web Site: <http://tre.wa.gov>.

Cover photo taken by Treasurer's Office staff.

TABLE OF CONTENTS

	<i>Page</i>
State Treasurer's Letter	1
General Fund	2
Treasury, Treasurer's Trust and Local Government Investment Pool Flow Chart.....	3
Treasury & Treasurer's Trust, Treasury and Treasurer's Trust Charts	4
General Fund and Local Government Investment Pool Charts	5
Receipts and Disbursements for Treasury Funds.....	6
Receipts and Disbursements for Treasurer's Trust Funds	20
Investment Statement	31
Investment Interest Income and Capital Gains.....	32



Mike Pellicciotti
State Treasurer

State of Washington
Office of the Treasurer
Legislative Building
P.O. Box 40200
Olympia, Washington 98504

(360) 902-9000 TTY 7-1-1
FAX (360) 902-9037
<http://tre.wa.gov>



Fellow Washingtonians,

I am pleased to report on the operations of the Office of the State Treasurer for the month of March 2024. At the close of the month, the total of the treasury & treasurer's trust book balances was \$16.7 billion with investment earnings distributed for the month of \$58.6 million.

Sincerely,

A handwritten signature in blue ink that reads "Mike Pellicciotti". The signature is fluid and cursive, with a long horizontal stroke extending to the right.

Mike Pellicciotti
Washington State Treasurer

GENERAL FUND

CURRENT MONTH AND FISCAL YEAR TO DATE COMPARISON

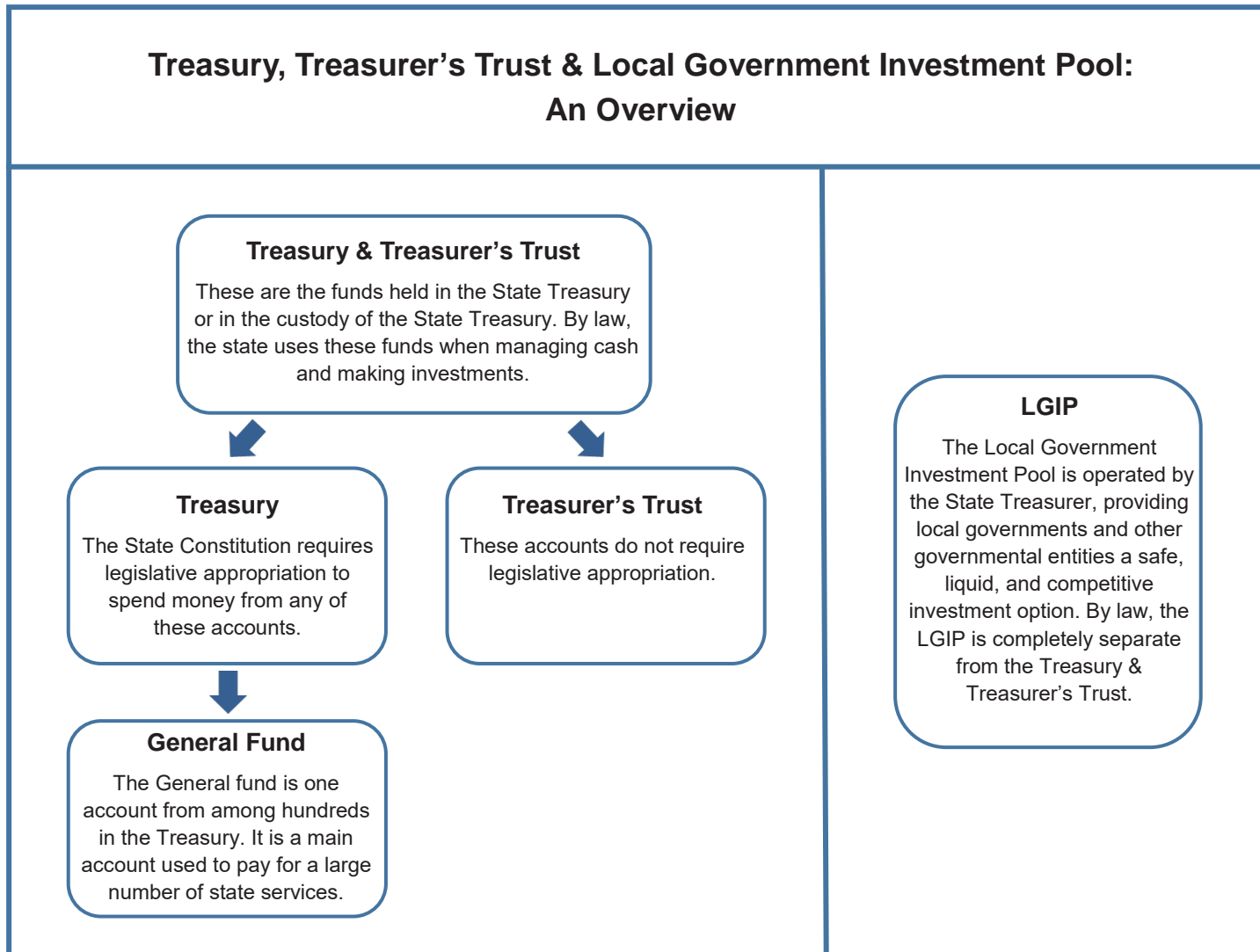
(In Millions)

	Month of March		Fiscal Year to Date	
	2024	2023	2024	2023
Beginning Book Balance	\$ 810.128	1,263.255	\$ 4,445.348	4,503.455
Cash Revenue	\$ 3,202.037	3,517.776	33,819.138	35,017.409
Other Cash Receipts	705.902	902.799	4,564.732	5,046.385
Total Cash Receipts	3,907.939	4,420.575	38,383.870	40,063.794
Total Cash Disbursements	5,211.723	4,216.899	43,322.874	43,100.318
Ending Book Balance	\$ (493.656)	\$ 1,466.931	(493.656)	1,466.931
Cash Revenue				
Bond Retirement & Interest	\$ 0.000	\$ 0.000	\$ (0.118)	\$ (0.226)
Secretary of State	4.758	6.716	40.324	42.553
Department of Revenue:				
Retail Sales Tax	1,079.167	1,161.983	11,069.821	11,068.911
Business & Occupation Tax	478.986	477.389	4,741.522	4,626.514
Compensating Tax	78.539	89.537	736.148	739.051
Cigarette Tax	18.186	20.874	167.945	207.848
Public Utility Tax	53.144	49.238	393.558	399.698
Various Other Revenue	43.213	34.456	629.005	743.682
Insurance Commission	89.712	96.417	530.531	504.428
Liquor and Cannabis Board	45.422	35.232	123.514	132.827
Department of Licensing:				
Excise Tax - Other	0.015	0.013	0.121	0.111
Various Other Revenue	1.000	0.619	8.410	9.403
Department of Social & Health Services	23.625	19.877	56.555	49.622
Universities & Colleges	(121.906)	0.000	(5.384)	0.627
Treasurer's Transfers	(31.487)	(16.981)	(227.594)	(209.543)
Counties:				
Property Tax	86.419	71.511	2,191.628	2,116.478
Real Estate Excise Tax	88.502	93.960	810.526	1,052.807
Various Other Revenue	3.448	2.802	32.243	25.637
Federal Grants-In-Aid (All Agencies)	1,246.394	1,303.904	11,925.675	12,986.562
Revenues Distributed to Local Governments	(34.608)	(35.137)	(40.689)	(41.093)
Other Agencies' Cash Revenue	49.508	105.366	635.397	561.512
Total Cash Revenue	\$ 3,202.037	\$ 3,517.776	\$ 33,819.138	\$ 35,017.409

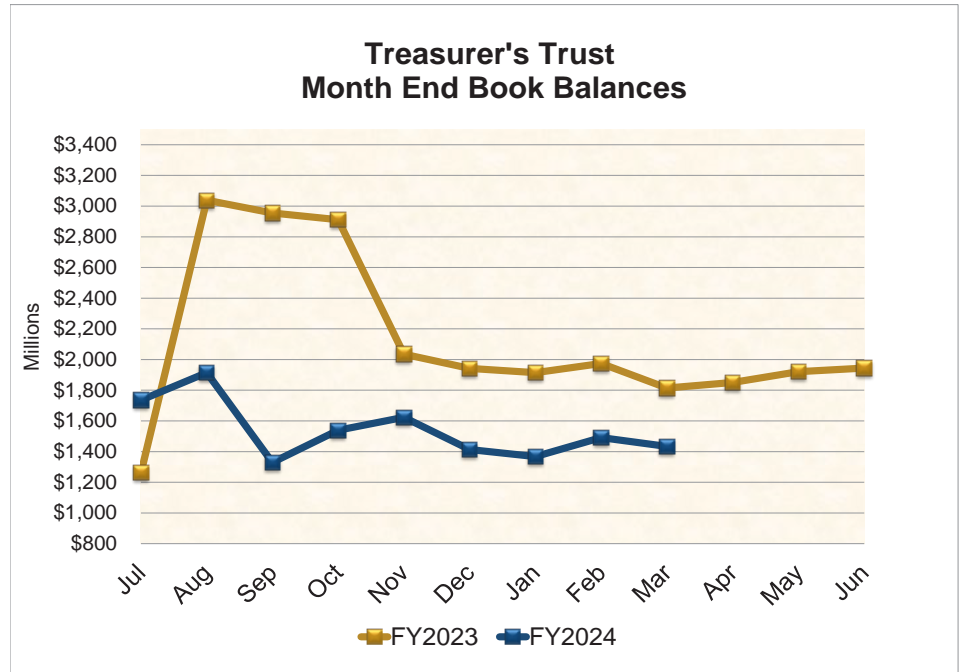
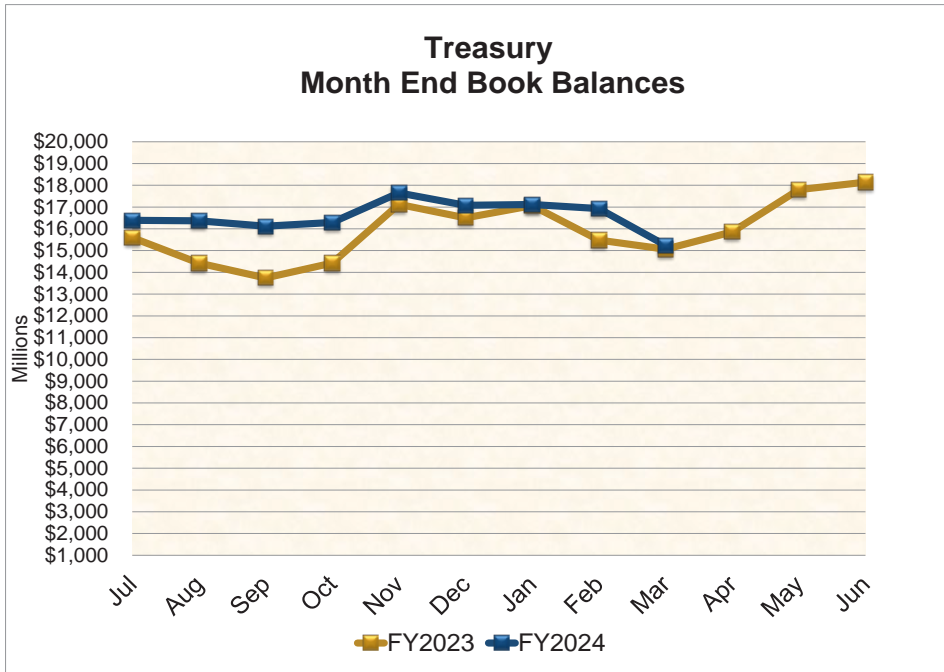
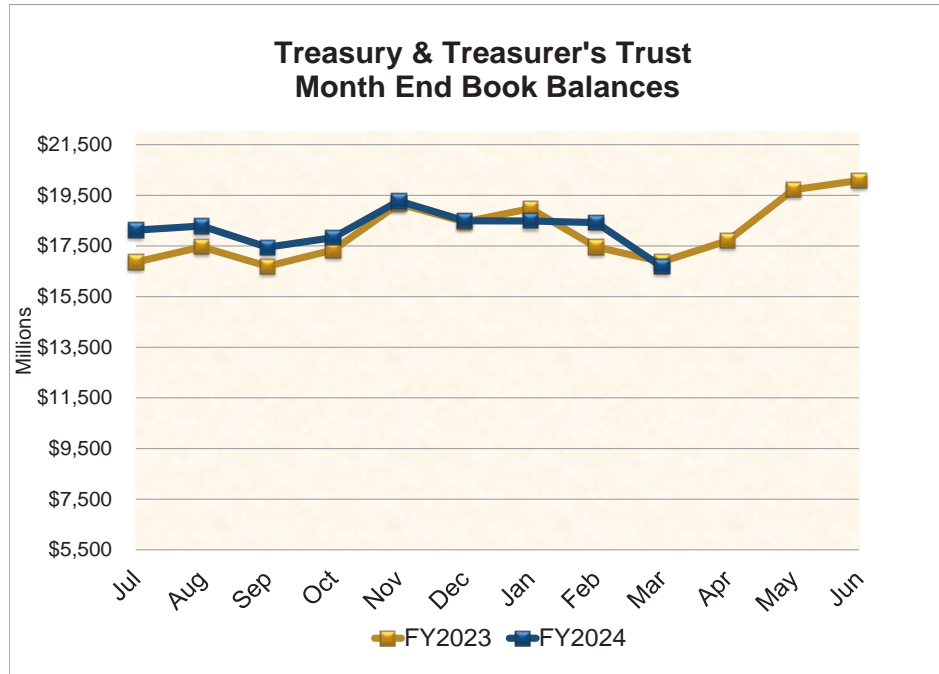
Source: Agency Financial Reporting System (AFRS)

TREASURY, TREASURER'S TRUST & LGIP FLOWCHART

The State Treasurer is charged with the cash management of public funds, which includes two categories of state funds and accounts: (1) funds and accounts located in the state treasury, which are subject to legislative appropriation; and (2) Treasurer's trust funds, which are accounts placed in the custody of the State Treasurer and not typically subject to legislative appropriation. Funds within these accounts are commingled for investment and cash management purposes. This flow chart describes the structure of the Treasury and Treasurer's Trust accounts. Month end balances of these accounts are shown on pages 4 and 5.

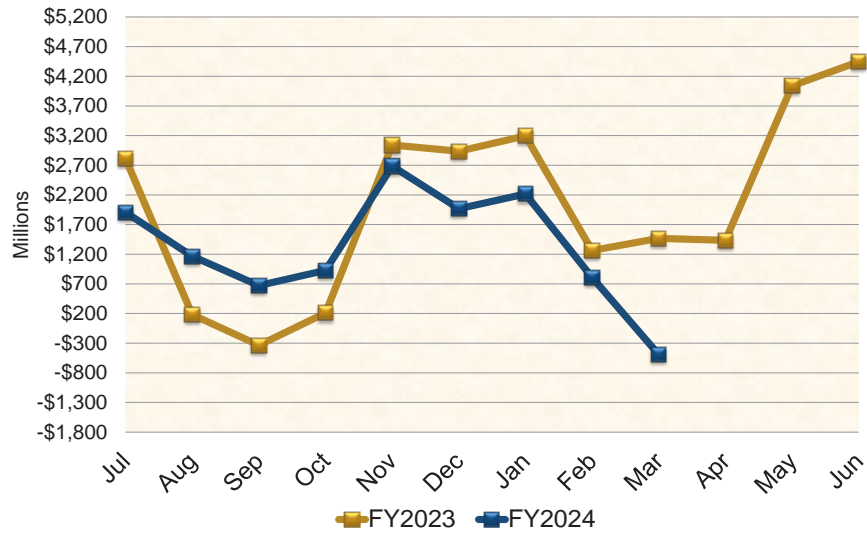


TREASURY & TREASURER'S TRUST CHARTS

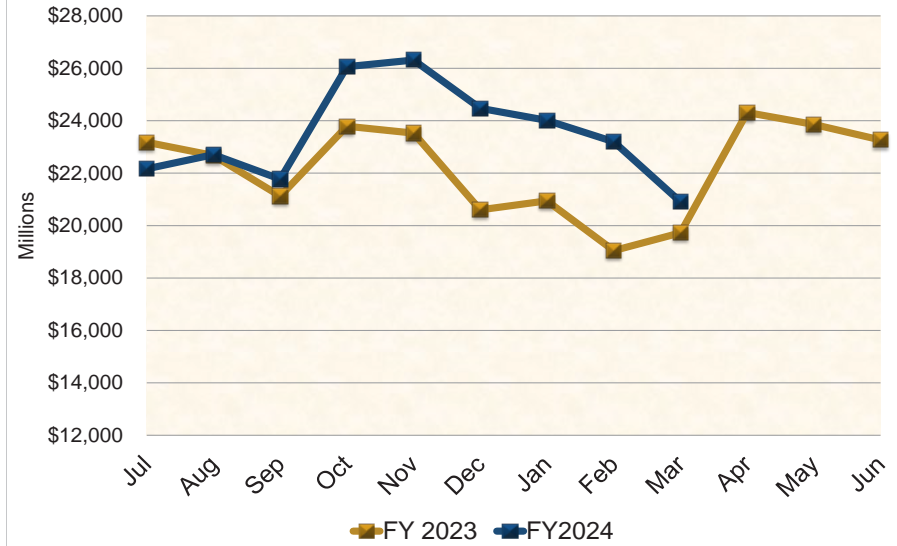


GENERAL FUND & LOCAL GOVERNMENT INVESTMENT POOL CHARTS

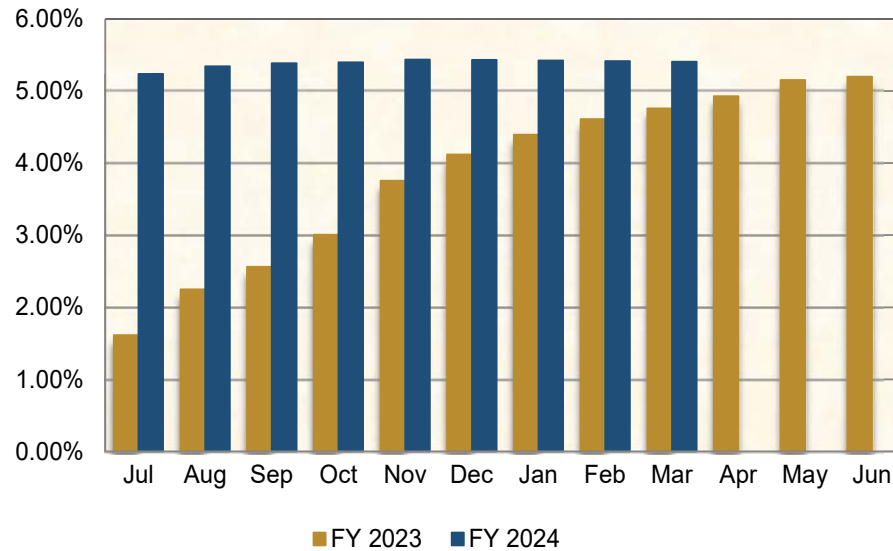
General Fund Month End Book Balances



Local Government Investment Pool Month End Book Balances



LGIP Net Yield (365 day basis)



RECEIPTS & DISBURSEMENTS FOR TREASURY FUNDS

		March 1, 2024	March 2024		March 31, 2024		
		Beginning Book Balance	Plus Receipts	Less Disbursements	Ending Book Balance	Outstanding Warrants	Ending Cash Balance
GENERAL FUND							
001	General	\$ 810,127,716.05	\$ 3,907,938,672.87	\$ 5,211,722,838.67	\$ (493,656,449.75)	\$ 75,631,693.38	\$ (418,024,756.37)
018	Millersylvania Park Current	210.50	210.50	210.50
01E	Geothermal	101,167.70	101,167.70	101,167.70
01N	Institutional Impact	19,144.72	19,144.72	19,144.72
02P	Flood Control Assistance	3,625,729.82	93,687.99	3,532,041.83	3,532,041.83
031	State Investment Board Expense	7,918,896.05	2,604,392.67	2,749,663.59	7,773,625.13	263.31	7,773,888.44
032	State Emergency Water Projects Revolving	221,616.92	221,616.92	221,616.92
03A	Excess Earnings
03L	County Criminal Justice Assistance	3,549,030.88	10,718.76	133,444.11	3,426,305.53	243.22	3,426,548.75
03M	Municipal Criminal Justice Assistance	678,724.29	1,993.26	42,449.77	638,267.78	121.59	638,389.37
051	State and Local Improvements Revolving	26,744.33	26,744.33	26,744.33
055	State & Local Improve Revolving (Waste Disp Facilities, 1980)	2,639.01	2,639.01	2,639.01
05C	Criminal Justice Treatment	6,547,905.60	135,775.23	790,871.81	5,892,809.02	5,892,809.02
05M	Tourism Development and Promotion
070	Outdoor Recreation	(85,571.53)	1,402,515.73	1,347,408.41	(30,464.21)	(30,464.21)
072	State & Local Improve Revolving (Water Supply Facilities)	831,205.60	831,205.60	831,205.60
09C	Farm and Forest	(47,259.27)	47,259.27
09G	Riparian Protection
09R	Economic Development Strategic Reserve	9,835,934.50	80,108.47	9,755,826.03	9,755,826.03
10K	Veterans Innovation Program	14,382.82	14,382.82	14,382.82
10P	Columbia River Basin Water Supply Development	3,501,777.64	10,489.70	38,774.60	3,473,492.74	3,473,492.74
10T	Hood Canal Aquatic Rehabilitation Bond
11N	Heritage Barn Preservation
125	Site Closure	39,844,914.02	152,182.73	44,163.07	39,952,933.68	39,952,933.68
12J	Boating Activities
12K	Puget Sound Scientific Research
12R	Independent Youth Housing
14B	Budget Stabilization	665,982,398.31	1,988,980.98	667,971,379.29	667,971,379.29
14C	Puget Sound Recovery
14H	Community Preservation & Development Authority	2,751,696.09	168,789.09	2,582,907.00	2,582,907.00
15J	Building Communities
15K	Columbia River Water Delivery	16,173.66	16,173.66	16,173.66
15R	Evergreen Job Training

RECEIPTS & DISBURSEMENTS FOR TREASURY FUNDS

		March 1, 2024	March 2024		March 31, 2024		
		Beginning Book Balance	Plus Receipts	Less Disbursements	Ending Book Balance	Outstanding Warrants	Ending Cash Balance
GENERAL FUND (Continued)							
16V	Water Rights Processing	\$ 87,487.33	\$ 100.00	\$	\$ 87,587.33	\$	\$ 87,587.33
177	Judicial Retirement Administrative
17C	Opportunity Express Account	62,171.42	62,171.42	62,171.42
17E	State Efficiency and Restructuring
17F	Washington Opportunity Pathways	102,541,015.07	2,775,355.85	16,146,136.07	89,170,234.85	139,505.23	89,309,740.08
17K	Basic Health Plan Stabilization
18H	Opportunity Expansion	326.64	326.64	326.64
19K	Yakima Integrated Plan Implementation
19L	Charter Schools Oversight	1,087,842.82	176,161.82	126,392.54	1,137,612.10	1,000.00	1,138,612.10
19N	Diesel Idle Reduction
20C	Yakima Integrated Plan Implementation Taxable Bond
20F	Invest in Washington	92,828.03	92,828.03	92,828.03
21B	Chehalis Basin
21D	Dairy Nutrient Infrastructure
21P	Sexual Assault Prevention and Response
21R	DCYF Contracted Services Performance Improvement
22C	Early Learning Facilities Revolving	(292.87)	180,854.11	(181,146.98)	(181,146.98)
22D	Early Learning Facilities Development	(311,189.26)	(298.51)	555,771.14	(867,258.91)	3,044.80	(864,214.11)
22T	Statewide Tourism Marketing	7,563,326.81	224,621.12	14,963.71	7,772,984.22	7,772,984.22
23H	Defense Community Compatibility
23J	Statewide Broadband	30,981,372.77	92,553.31	14,860.14	31,059,065.94	31,059,065.94
244	Habitat Conservation	30,750.05	914,355.39	(883,605.34)	(883,605.34)
24H	Career Connected Learning
24M	Climate Resiliency
24U	Sustainable Farms and Fields
253	Education Construction	23,443.48	70.01	23,513.49	23,513.49
25C	Elementary & Secondary School Emergency Relief III	(1,393,989.23)	30,881,723.49	30,276,797.29	(789,063.03)	361,023.85	(428,039.18)
25D	Manufacturing and Warehousing Job Centers	2,160,234.66	1,079,982.29	1,080,252.37	1,080,252.37
25F	Forest Resiliency	465,812.24	41,759.00	424,053.24	502.24	424,555.48
25G	Manufacturing Cluster Acceleration	2,798,000.00	2,798,000.00	2,798,000.00
25H	Fair Start for Kids
25P	Wildfire Response, Forest Restoration, and Community Resilience	30,421,929.51	3,187,712.81	27,234,216.70	64,730.16	27,298,946.86

RECEIPTS & DISBURSEMENTS FOR TREASURY FUNDS

		March 1, 2024	March 2024		March 31, 2024		
		Beginning Book Balance	Plus Receipts	Less Disbursements	Ending Book Balance	Outstanding Warrants	Ending Cash Balance
GENERAL FUND (Continued)							
26H	Washington State Leadership Board	\$ 297,495.62	\$	\$ 110,556.00	\$ 186,939.62	\$ 560.17	\$ 187,499.79
26K	School Seismic Safety Grant Program
26R	Clean Energy Transition Workforce
26T	Washington Student Loan	95,870,643.91	286,321.21	96,156,965.12	96,156,965.12
26U	Apple Health and Homes	94,421,854.85	113,141.92	94,308,712.93	619.71	94,309,332.64
26V	Capital Community Assistance	307,285,852.10	12,829,954.43	294,455,897.67	294,455,897.67
27A	Energy Efficiency Revolving Loan Capital
27B	Electric Vehicle Incentive	118,827,787.73	68,910.02	118,758,877.71	118,758,877.71
27C	Community Reinvestment	198,475,608.57	635,950.29	197,839,658.28	263,199.06	198,102,857.34
27F	State Lands Dev Authority Capital
27G	State Lands Dev Authority Operating
27K	Digital Equity
28E	Emergency Drought Response	2,950,587.28	6,045.71	2,944,541.57	2,944,541.57
28K	State Crime Victim & Witness Assistantance	500,000.00	500,000.00	500,000.00
291	Education Savings
355	State Taxable Building Construction	53,220,817.49	3,441,504.60	49,779,312.89	49,779,312.89
359	School Constr & Skill Ctrs Bldg	790,558.47	790,558.47	790,558.47
489	Pension Funding Stabilization	14,593,425.43	43,583.80	14,637,009.23	14,637,009.23
548	LEOFF System Plan 2 Expense	110,252.20	151,612.99	138,378.03	123,487.16	123,487.16
706	Coronavirus State Fiscal Recovery Fund	823,136,772.33	278,473.76	23,134,250.86	800,280,995.23	531,216.79	800,812,212.02
707	Washington Rescue Plan Transition	2,100,000,000.00	2,100,000,000.00	2,100,000,000.00
828	Tobacco Prevention and Control	734,247.46	2,229.16	13,437.00	723,039.62	723,039.62
830	Agricultural College Trust Management	1,640,477.80	94,884.81	1,545,592.99	777.29	1,546,370.28
TOTAL GENERAL FUND		\$ 5,544,902,171.24	\$ 3,949,235,946.39	\$ 5,310,338,797.74	\$ 4,183,799,319.89	\$ 76,998,500.80	\$ 4,260,797,820.69
SPECIAL REVENUE FUNDS							
002	Hospital Data Collection	\$ 354,421.31	\$	\$ 17,476.82	\$ 336,944.49	\$	\$ 336,944.49
003	Architects' License	1,313,448.32	64,667.26	37,445.44	1,340,670.14	6.07	1,340,676.21
007	Winter Recreational Program	4,029,820.59	165,786.00	158,295.56	4,037,311.03	9,571.56	4,046,882.59
014	Forest Development	15,078,221.86	7,655.55	1,013,138.30	14,072,739.11	23,164.19	14,095,903.30
01B	ORV & Non-Highway Vehicle Account	1,236,684.48	256,393.95	266,500.39	1,226,578.04	4,675.01	1,231,253.05
01M	Snowmobile	3,796,505.43	73,054.31	607,995.72	3,261,564.02	47,834.60	3,309,398.62
024	Professional Engineers'	1,826,437.43	167,549.00	156,010.97	1,837,975.46	6,875.42	1,844,850.88
025	Pilotage	280,060.47	113,896.77	64,079.86	329,877.38	581.95	330,459.33

RECEIPTS & DISBURSEMENTS FOR TREASURY FUNDS

		March 1, 2024	March 2024		March 31, 2024		
		Beginning Book Balance	Plus Receipts	Less Disbursements	Ending Book Balance	Outstanding Warrants	Ending Cash Balance
SPECIAL REVENUE FUNDS (Continued)							
026	Real Estate Commission	\$ 8,232,224.25	\$ 571,697.40	\$ 505,675.01	\$ 8,298,246.64	\$ 925.69	\$ 8,299,172.33
027	Reclamation	6,719,414.18	101,978.12	175,055.46	6,646,336.84	280.00	6,646,616.84
02A	Surveys and Maps	421,557.97	73,715.18	95,506.09	399,767.06	399,767.06
02G	Health Professions	40,466,267.62	8,541,704.22	7,887,129.16	41,120,842.68	1,068,322.89	42,189,165.57
02H	Business Enterprises Revolving	732,922.31	47,542.09	68,055.81	712,408.59	21,142.18	733,550.77
02J	Certified Public Accountants'	3,944,358.80	264,715.00	143,720.56	4,065,353.24	5,438.06	4,070,791.30
02K	Death Investigations	(800,024.46)	498,188.39	348,746.94	(650,583.01)	607.79	(649,975.22)
02M	Essential Rail Assistance	1,720,916.69	6,598.53	2,457.36	1,725,057.86	910.42	1,725,968.28
02N	Parkland Acquisition	642,645.90	642,645.90	642,645.90
02R	Aquatic Lands Enhancement	15,508,720.56	8,291.89	(1,391,702.39)	16,908,714.84	10,893.04	16,919,607.88
02W	Timber Tax Distribution	390,432.64	89,148.12	250,430.29	229,150.47	14,629.33	243,779.80
030	Landowner Contingency Forest Fire Suppression	2,629,838.18	1,211.05	(154,406.30)	2,785,455.53	2,785,455.53
039	Aeronautics	12,452,600.14	743,828.49	301,222.53	12,895,206.10	763.98	12,895,970.08
03B	Asbestos	1,303,259.22	26,960.00	25,789.44	1,304,429.78	4.42	1,304,434.20
03C	Emergency Medical Services and Trauma Care System Trust	10,790,091.09	4,641,088.90	7,130,451.92	8,300,728.07	274,085.08	8,574,813.15
03F	911 Account	15,487,386.77	2,408,711.49	1,959,250.31	15,936,847.95	8,833.34	15,945,681.29
03N	Business License	11,820,977.30	3,557,957.24	3,485,551.56	11,893,382.98	83,856.88	11,977,239.86
03P	Fire Service Trust	756,234.40	3,090.00	1,875.35	757,449.05	757,449.05
03R	Safe Drinking Water	6,066,424.18	1,163,881.39	282,235.38	6,948,070.19	6,948,070.19
041	Resource Management Cost	37,718,008.43	134,723.26	(1,023,623.66)	38,876,355.35	36,880.07	38,913,235.42
042	Charitable, Educational, Penal, and Reformatory Institutions	12,193,322.33	38,663.62	(402,722.54)	12,634,708.49	8,976.07	12,643,684.56
044	Waste Reduction, Recycling, and Litter Control	13,707,821.29	1,297,659.18	783,529.52	14,221,950.95	12,123.06	14,234,074.01
045	State Vehicle Parking	450,147.91	460,238.45	279,313.24	631,073.12	631,073.12
048	Marine Fuel Tax Refund	260,362.45	260,362.45	260,362.45
04E	Uniform Commercial Code	3,567,850.65	83,467.50	108,532.61	3,542,785.54	72.81	3,542,858.35
04H	Surface Mining Reclamation	2,300,002.03	346.01	92,867.76	2,207,480.28	2,207,480.28
04M	Recreational Fisheries Enhancement	932,368.04	68,529.69	128,049.45	872,848.28	4,476.35	877,324.63
04R	Drinking Water Assistance	185,618,340.48	1,217,660.64	5,534,303.31	181,301,697.81	10,490.31	181,312,188.12
04V	Vehicle License Fraud	519,740.78	4,641.14	524,381.92	524,381.92
04W	Waterworks Operator Certification	1,232,085.35	105,520.78	59,853.34	1,277,752.79	332.88	1,278,085.67
058	Public Works Assistance	142,582,962.07	(1,757,920.68)	4,486,286.18	136,338,755.21	803,807.59	137,142,562.80
05H	Disaster Response	(138,600,291.41)	70,039,868.63	181,542,801.68	(250,103,224.46)	2,256,381.16	(247,846,843.30)
05R	Drinking Water Assistance Administrative	4,025,159.68	12,037.66	47,186.69	3,990,010.65	330.00	3,990,340.65

RECEIPTS & DISBURSEMENTS FOR TREASURY FUNDS

		March 1, 2024	March 2024		March 31, 2024		
		Beginning Book Balance	Plus Receipts	Less Disbursements	Ending Book Balance	Outstanding Warrants	Ending Cash Balance
SPECIAL REVENUE FUNDS (Continued)							
05W	State Drought Preparedness	\$ 12,958,298.12	\$	\$ 31,796.13	\$ 12,926,501.99	\$	\$ 12,926,501.99
06A	Salmon Recovery	99,855,861.67	711.60	673,297.19	99,183,276.08	99,183,276.08
06G	Real Estate Appraiser Commission	268,890.79	73,938.23	78,997.68	263,831.34	156.07	263,987.41
06K	Lead Paint	203,185.74	4,450.00	2,047.53	205,588.21	200.00	205,788.21
06L	Business and Professions	12,064,214.01	1,025,623.63	921,209.54	12,168,628.10	5,465.50	12,174,093.60
06R	Real Estate Research	936,629.30	20,070.00	360.00	956,339.30	370.00	956,709.30
06T	License Plate Technology	1,804,094.70	152,125.79	(510.57)	1,956,731.06	22.22	1,956,753.28
071	Warm Water Game Fish	1,243,608.22	54,571.64	75,463.86	1,222,716.00	41.00	1,222,757.00
07W	Domestic Violence Prevention	2,474,882.53	101,583.14	65,278.45	2,511,187.22	2,511,187.22
080	Grade Crossing Protective	258,996.66	773.50	259,770.16	259,770.16
081	State Patrol Highway	35,275,847.89	37,535,578.97	24,885,581.68	47,925,845.18	121,023.40	48,046,868.58
082	Motorcycle Safety Education	4,268,627.61	213,018.47	91,648.74	4,389,997.34	10.00	4,390,007.34
084	Building Code Council	1,312,962.22	56,494.03	99,393.15	1,270,063.10	1,270,063.10
086	Fire Service Training	(2,163,498.34)	11,712.90	732,220.06	(2,884,005.50)	49,384.70	(2,834,620.80)
087	Park Land Trust Revolving	2,914,222.81	147,658.72	150,619.34	2,911,262.19	92.53	2,911,354.72
08A	Education Legacy Trust	1,195,960,924.36	63,815,617.84	32,642,692.10	1,227,133,850.10	2,407,191.39	1,229,541,041.49
08H	Military Department Rental and Lease	4,829,341.96	58,069.07	30,868.38	4,856,542.65	107.50	4,856,650.15
08K	Problem Gambling	1,560,747.52	66,192.96	123,357.09	1,503,583.39	1,503,583.39
08M	Small City Pavement and Sidewalk	3,660,815.76	70,507.69	3,731,323.45	3,731,323.45
08R	Waste Tire Removal	2,898,262.05	299,750.75	12,322.22	3,185,690.58	3,185,690.58
094	Transportation Infrastructure	12,294,125.91	51,871.72	1,305.69	12,344,691.94	12,344,691.94
095	Electrical License	16,704,282.19	3,004,788.88	2,905,861.20	16,803,209.87	65,585.56	16,868,795.43
096	Highway Infrastructure	2,610,874.92	7,797.47	2,618,672.39	2,618,672.39
097	Recreational Vehicle	4,708,746.29	75,395.16	17,274.07	4,766,867.38	3,667.85	4,770,535.23
099	Puget Sound Capital Construction	56,466,784.50	39,205,301.21	21,306,897.53	74,365,188.18	108,978.73	74,474,166.91
09E	Freight Mobility Investment	14,414,852.34	1,106,986.10	47,122.90	15,474,715.54	15,474,715.54
09H	Transportation Partnership	(27,943,943.89)	(19,829,864.61)	896,098.15	(48,669,906.65)	21,632.24	(48,648,274.41)
09P	City-County Assistance	2,368,301.00	1,060,550.71	3,426,831.69	2,020.02	2,020.02
09T	Washington Main Street Trust Fund	56,138.16	56,138.16	56,138.16
102	Rural Arterial Trust	20,943,190.65	1,926,868.26	1,279,767.82	21,590,291.09	11.63	21,590,302.72
104	Limited Fish And Wildlife	7,748,819.81	1,432,750.50	943,922.16	8,237,648.15	31,606.57	8,269,254.72
106	Highway Safety	32,596,774.11	6,307,038.02	14,837,871.79	24,065,940.34	158,680.47	24,224,620.81
107	Liquor Excise Tax	11,292,640.23	3,911,077.66	94,526.41	15,109,191.48	392.20	15,109,583.68
108	Motor Vehicle	242,489,414.23	153,673,128.68	126,605,389.57	269,557,153.34	3,846,994.69	273,404,148.03

RECEIPTS & DISBURSEMENTS FOR TREASURY FUNDS

	March 1, 2024		March 2024		March 31, 2024			
	Beginning Book Balance		Plus Receipts	Less Disbursements	Ending Book Balance	Outstanding Warrants	Ending Cash Balance	
SPECIAL REVENUE FUNDS (Continued)								
109 Puget Sound Ferry Operations	\$ (9,540,343.98)	\$	20,961,702.91	\$	24,849,450.08	\$ (13,428,091.15)	\$ 488,941.97	\$ (12,939,149.18)
10A Aquatic Algae Control	662,532.92		7,706.57		27.98	670,211.51	670,211.51
10B Home Security Fund	141,687,142.47		4,732,160.32		10,677,114.81	135,742,187.98	45,103.82	135,787,291.80
10G Water Rights Tracking System	344,759.38		50,982.85	395,742.23	395,742.23
110 Special Wildlife	10,730,192.84		85,841.14		124,291.01	10,691,742.97	410.68	10,692,153.65
111 Public Service Revolving	14,545,174.99		1,616,663.01		2,054,624.61	14,107,213.39	27,477.37	14,134,690.76
113 Common School Construction	386,107,934.21		1,910,197.21		2,649,086.73	385,369,044.69	4,256.90	385,373,301.59
116 Basic Data	211,118.01			(1,090.80)	212,208.81	212,208.81
119 Unemployment Compensation Administration	(1,231,904.85)		15,621,924.10		14,533,506.79	(143,487.54)	2,378,679.08	2,235,191.54
11B Regional Mobility Grant Program	76,130,603.40		9,942,844.52		506,429.69	85,567,018.23	65,337.42	85,632,355.65
11E Freight Mobility Multimodal	18,938,341.98		1,130,676.97		10,033.29	20,058,985.66	20,058,985.66
11H Forest and Fish Support	5,673,107.13		407,761.85		248,880.94	5,831,988.04	5,831,988.04
11K Washington Auto Theft Prevention Authority	5,691,196.95			289,522.61	5,401,674.34	5,401,674.34
120 Administrative Contingency	45,232,074.09		1,739,448.65		785,642.13	46,185,880.61	163,429.20	46,349,309.81
12C Affordable Housing For All	43,397,729.28		1,177,626.39		6,097,338.83	38,478,016.84	30,105.64	38,508,122.48
12M Charitable Organization Education	1,319,163.46		21,850.00	1,341,013.46	1,341,013.46
12T Traumatic Brain Injury	1,009,339.66		147,287.48		93,835.87	1,062,791.27	1,062,791.27
134 Employment Services Administrative	59,335,577.18		3,723,237.20		3,259,655.16	59,799,159.22	27,873.87	59,827,033.09
138 Insurance Commissioner's Regulatory	25,887,027.62		28,770.79		2,960,009.49	22,955,788.92	8,126.04	22,963,914.96
144 Transportation Improvement	81,926,891.48		7,607,191.99		5,729,219.74	83,804,863.73	83,804,863.73
146 Firearms Range	1,794,060.73		34,963.92		18,351.36	1,810,673.29	12,516.99	1,823,190.28
14A Wildlife Rehabilitation	384,263.88		15,806.61		28,341.92	371,728.57	424.44	372,153.01
14G Ballast Water and Biofouling Management	31,301.19			190.89	31,110.30	31,110.30
14M Financial Fraud & ID Theft	2,592,772.99			(100,419.03)	2,693,192.02	2,693,192.02
14R Military Active State Service	440,006.38			20,805.57	419,200.81	37.53	419,238.34
14V Ignition Interlock Device	2,602,628.25		104,600.75		77,594.26	2,629,634.74	2,629,634.74
150 Low-Income Weatherization/ Structural Rehabilitation Assistance	1,536,776.26		4,589.64	1,541,365.90	1,541,365.90
153 Rural Mobility Grant Program	7,646,515.30		4,054,754.12		1,168,846.95	10,532,422.47	94,951.71	10,627,374.18
154 New Motor Vehicle Arbitration	1,373,974.46		52,038.00		70,853.90	1,355,158.56	6.00	1,355,164.56
158 Aquatic Land Dredged Material Disposal Site	436,786.20		14.42		49,024.97	387,775.65	387,775.65
159 Parks Improvement	190,265.39		23,407.65		15,590.81	198,082.23	7,837.50	205,919.73
15H Cleanup Settlement	50,207,229.10		151,521.02		724,846.80	49,633,903.32	135.00	49,634,038.32
15M Biotoxin	615,546.48		46,967.58		62,161.83	600,352.23	3.00	600,355.23
160 Wood Stove Education and Enforcement	645,742.76		15,256.65		10,989.66	650,009.75	650,009.75

RECEIPTS & DISBURSEMENTS FOR TREASURY FUNDS

		March 1, 2024	March 2024		March 31, 2024		
		Beginning Book Balance	Plus Receipts	Less Disbursements	Ending Book Balance	Outstanding Warrants	Ending Cash Balance
SPECIAL REVENUE FUNDS (Continued)							
162	Farm Labor Contractor	\$ 170,622.53	\$ 1,926.01	\$	\$ 172,548.54	\$	\$ 172,548.54
167	Natural Resources Conservation Areas Stewardship	372,948.34	43.25	811.45	372,180.14	372,180.14
16A	Judicial Stabilization Trust	92,570,136.73	575,194.68	965,543.02	92,179,788.39	158,400.17	92,338,188.56
16J	SR 520 Corridor	122,745,273.25	(4,061,508.45)	(4,799,652.93)	123,483,417.73	155,406.38	123,638,824.11
16M	Appraisal Management Company	1,019,162.13	2,805.00	27,023.81	994,943.32	6.06	994,949.38
16P	Marine Resources Stewardship Trust	16.38	0.05	16.43	16.43
16W	Hospital Safety Net Assessment	38,287,788.73	10,227,547.67	785,498.27	47,729,838.13	28,546.00	47,758,384.13
172	Basic Health Plan Trust	6,900,554.00	6,900,554.00	6,900,554.00
176	Water Quality Permit	30,402,514.13	4,539,354.08	2,141,785.84	32,800,082.37	11,764.86	32,811,847.23
17B	Home Visiting Services	11,497,555.79	487,635.52	2,406,520.27	9,578,671.04	49,582.54	9,628,253.58
17N	Complete Streets Grant Program	6,864,106.00	1,833,750.00	8,697,856.00	8,697,856.00
17P	SR520 Civil Penalties	10,477,473.73	(98,305.25)	(334,399.79)	10,713,568.27	6,751.98	10,720,320.25
17T	Health Benefit Exchange	7,219,984.82	5,405,008.74	12,624,993.56	12,624,993.56
17W	Limousine Carriers	79,078.42	79,078.42	79,078.42
182	Underground Storage Tank	3,668,925.24	97,251.70	186,385.89	3,579,791.05	694.06	3,580,485.11
186	County Arterial Preservation	475,328.67	1,580,313.99	974,818.93	1,080,823.73	23.26	1,080,846.99
18J	Capital Vessel Replacement	26,238,060.36	(1,273,827.35)	203,789.89	24,760,443.12	395.16	24,760,838.28
18L	Hydraulic Project Approval
199	Biosolids Permit	759,409.81	185,070.61	104,089.53	840,390.89	840,390.89
19A	Medicaid Fraud Penalty	28,258,182.83	105,176.34	290,337.14	28,073,022.03	40,008.78	28,113,030.81
19C	Forest Practice Application	342,388.77	158.59	(9,566.25)	352,113.61	1,400.00	353,513.61
19T	DOL Technology Improvement and Data Management	977,401.59	15,779.79	23,229.26	969,952.12	24.38	969,976.50
19V	Andy Hill Cancer Research Endowment Fund	19,289,111.71	916,456.78	175,650.32	20,029,918.17	20,029,918.17
200	Regional Fisheries Enhancement Salmonid Recovery	(93,136.51)	53,045.86	119,055.40	(159,146.05)	(159,146.05)
201	Department of Licensing Services	2,567,674.41	311,710.76	81,264.72	2,798,120.45	44.16	2,798,164.61
202	Medical Test Site Licensure	1,333,936.17	64,042.40	122,594.37	1,275,384.20	3,120.00	1,278,504.20
204	Volunteer Fire Fighters' and Reserve Officers' Administrative	5,340,355.98	16,659.52	317,693.93	5,039,321.57	64,715.69	5,104,037.26
207	Hazardous Waste Assistance	4,558,176.33	6,890.00	288,301.04	4,276,765.29	4,698.06	4,281,463.35
20B	Brownfield Redevelopment Trust Fund
20H	Connecting Washington	528,496,534.53	8,792,197.80	61,671,669.50	475,617,062.83	5,872,940.66	481,490,003.49
20J	Electric Vehicle	17,480,473.52	(4,204,046.51)	1,188,260.83	12,088,166.18	1,568.75	12,089,734.93
20M	Puget Sound Taxpayer Accountability	3,832,462.06	1,674,725.57	3,841,742.02	1,665,445.61	1,665,445.61

RECEIPTS & DISBURSEMENTS FOR TREASURY FUNDS

	March 1, 2024		March 2024		March 31, 2024		
	Beginning Book Balance		Plus Receipts	Less Disbursements	Ending Book Balance	Outstanding Warrants	Ending Cash Balance
SPECIAL REVENUE FUNDS (Continued)							
20N Transportation Future Funding Program	\$ 13,875,465.42	\$	40,780.79	\$	13,916,246.21	\$	13,916,246.21
20R Radioactive Mixed Waste	310,679.15		1,611,211.20		1,022,927.57	9,620.51	1,032,548.08
20T PLIA Underground Storage Tank Revolving	30,723,017.51		254,567.55		30,626,469.39	3,378.42	30,629,847.81
215 Special Category C	35,201,274.72		477,079.27		32,666,362.30	4,285.00	32,670,647.30
216 Air Pollution Control	6,138,671.84		144,620.92		5,980,023.61	1,128.69	5,981,152.30
217 Oil Spill Prevention	9,858,728.63		477,325.40		9,935,552.83	674.97	9,936,227.80
218 Multimodal Transportation	384,649,242.02		(21,016,887.22)		342,818,989.59	224,128.75	343,043,118.34
21E Concealed Pistol License Renewal	551,977.03		13,597.08		565,516.27		565,516.27
21H Wastewater Treatment Plant Operator Certification	482,314.09		7,783.00		475,839.24	291.50	476,130.74
21M Distracted Driving Prevention	57,910.36		2,184.80		60,095.16		60,095.16
21S Aquatic Invasive Species Management	63,085.50		18,133.16		73,166.73	133.62	73,300.35
21V Construction Registration Inspection	5,209,792.43		1,491,857.47		5,368,882.83	52,319.97	5,421,202.80
222 Freshwater Aquatic Weeds	1,178,914.85		40,854.00		1,204,839.11		1,204,839.11
223 State Oil Spill Response	5,451,511.53		118,216.15		4,846,843.32	172.58	4,847,015.90
22J Abandoned Recreational Vehicle Disposal	2,265,306.56		140,871.95		2,291,390.73	26.00	2,291,416.73
22M Energy Efficiency	5,041,007.30				5,030,291.30		5,030,291.30
22R Internet Consumer Access							
22U Secure Drug Take-Back Program	288,213.86				247,809.06		247,809.06
22W Public Disclosure Transparency	7,924,754.63		2,058.14		7,896,553.35	350.00	7,896,903.35
234 Public Works Administration	8,701,236.68		769,657.45		8,791,597.10	16,398.17	8,807,995.27
235 Youth Tobacco & Vapor Product Prevention	1,362,654.48		156,942.00		1,415,277.49	3,175.00	1,418,452.49
237 Recreation Access Pass	1,611,309.36		1,156,271.81		2,767,311.17	330.00	2,767,641.17
23G Vulnerable Roadway User Education	25,722.84		550.70		26,273.54		26,273.54
23N Model Toxics Control Capital	245,680,733.34		8,011,478.18		247,970,216.37	138,279.63	248,108,496.00
23P Model Toxics Control Operating	65,145,487.17		14,872,762.02		66,426,220.80	344,388.39	66,770,609.19
23R Model Toxics Control Stormwater	75,807,541.85		3,656,499.16		78,077,894.48	105,844.95	78,183,739.43
23S Puget Sound Gateway Facility	3,696.74		11.05		3,707.79		3,707.79
23T Congestion Relief Traffic Safety	157,772.13		2,527.64		160,299.77		160,299.77
23V Voluntary Cleanup	908,789.46		71,765.63		962,969.22		962,969.22
23W Paint Product Stewardship	83,483.27				83,241.26		83,241.26
24B Foundational Public Health Services	31,781,354.61		916,457.92		29,152,805.34	9,080.70	29,161,886.04
24J Workforce Education Investment	306,312,261.36		27,651,390.60		301,698,082.90	125,088.78	301,823,171.68
24K Agency Financial Transaction	4,183,069.83		767,664.96		4,591,909.39		4,591,909.39
24L Ambulance Transport	7,070,094.79		141,176.23		6,136,412.13		6,136,412.13

RECEIPTS & DISBURSEMENTS FOR TREASURY FUNDS

	March 1, 2024		March 2024		March 31, 2024						
	Beginning Book Balance		Plus Receipts	Less Disbursements	Ending Book Balance	Outstanding Warrants	Ending Cash Balance				
SPECIAL REVENUE FUNDS (Continued)											
24N Fish, Wildlife, and Conservation	\$ 4,746,068.09	\$	1,752,774.21	\$	4,679,687.74	\$	1,819,154.56	\$	406,087.31	\$	2,225,241.87
24P Insurance Commissioner's Fraud	1,394,741.80		10.00		179,937.27		1,214,814.53		1,105.06		1,215,919.59
24Q Cooper Jones Active Transportation Safety	1,575,242.66		74,771.00		10,727.45		1,639,286.21				1,639,286.21
24V Telebehavioral Health Access	74,950.59		572,313.12		102,953.46		544,310.25				544,310.25
25M State Health Care Affordability	43,400,631.65						43,400,631.65				43,400,631.65
25N Statewide 988 Behavioral Health Crisis Response & Suicide Prevention Line	52,435,873.35		3,828,933.12		3,145,852.79		53,118,953.68				53,118,953.68
25Q Clean Fuels Program	1,062,506.16		214,380.00		91,308.32		1,185,577.84				1,185,577.84
25T Refrigerant Emission Management			3,120.00				3,120.00				3,120.00
25U Department of Licensing Wage Lien	378.00						378.00				378.00
25W Driver Licensing Technology Support	1,496,168.40		147,692.25		17,009.62		1,626,851.03				1,626,851.03
260 University of Washington Operating Fees	(108,475.98)						(108,475.98)				(108,475.98)
262 Manufactured Home Installation Training	751,642.27		20,521.79		24,677.56		747,486.50		151.60		747,638.10
263 Community and Economic Development Fee	6,689,181.05		3,000.00		95,900.96		6,596,280.09		758.00		6,597,038.09
267 Recreation Resources	24,386,722.78		664,109.63		(29,630.23)		25,080,462.64		3,233.51		25,083,696.15
268 Nonhighway and Off-Road Vehicle Activities (NOVA) Program	14,513,567.61		523,430.73		783,138.42		14,253,859.92		234,240.20		14,488,100.12
269 Parks Renewal and Stewardship	35,875,226.84		4,723,390.61		4,876,233.48		35,722,383.97		212,996.39		35,935,380.36
26A Carbon Emissions Reduction	256,371,291.45		(525,000.00)		17,829,719.55		238,016,571.90				238,016,571.90
26B Climate Investment	633,967,425.68		3,718.05		973,153.75		632,997,989.98		3,900.39		633,001,890.37
26C Climate Commitment	486,688,335.49		(3,518.00)		6,753,720.51		479,931,096.98		274,263.54		480,205,360.52
26D Natural Climate Solutions	110,874,978.82		(13,259.29)		8,890,944.27		101,970,775.26		22,503.59		101,993,278.85
26E Air Quality and Health Disparities Improvement	22,405,503.30				14,081.68		22,391,421.62		132.90		22,391,554.52
26M Climate Active Transportation	55,545,996.83		145,902.95		843,748.87		54,848,150.91				54,848,150.91
26N Climate Transit Programs	40,418,876.39		224,936.66		9,463,548.52		31,180,264.53				31,180,264.53
26P Move Ahead WA	1,051,350,291.24		55,750,841.88		55,154,317.64		1,051,946,815.48		600,482.09		1,052,547,297.57
26Q Move Ahead WA Flexible	47,452,441.55		8,186,031.20		74,656.93		55,563,815.82		22,226.32		55,586,042.14
26W Renewable Fuels Accelerator											
271 Washington State University Operating Fees											
275 Central Washington University Operating Fees											
277 State Agency Parking	302,172.27		20.00		2,259.14		299,933.13				299,933.13
27P Price Ceiling Unit Emission Reduction Investment											
27T Derelict Structure Removal											
27W OPIOID Abatement Settlement	(2,774,966.94)		71,936.50		2,246,510.55		(4,949,540.99)		239,130.83		(4,710,410.16)
285 Growth Management Planning and Environmental Review	4,030,554.15		123,535.20		20,888.25		4,133,201.10				4,133,201.10

RECEIPTS & DISBURSEMENTS FOR TREASURY FUNDS

		March 1, 2024	March 2024		March 31, 2024		
		Beginning Book Balance	Plus Receipts	Less Disbursements	Ending Book Balance	Outstanding Warrants	Ending Cash Balance
SPECIAL REVENUE FUNDS (Continued)							
28A	State Hazard Mitigation Revolving Loan	\$	\$	\$	\$	\$	\$
28F	Clean Fuels Transportation Investment
28G	Covenant Homeownership	4,146,747.12	4,669,264.21	354.44	8,815,656.89	8,815,656.89
28J	Renewable Energy Local Benefit
28M	Land Bank
296	Columbia River Basin Water Supply Rev Recovery	7,535,750.02	78,562.64	5,019.42	7,609,293.24	2,943.50	7,612,236.74
315	Dedicated Marijuana	287,171,282.07	36,630,488.87	13,238,992.08	310,562,778.86	94,530.35	310,657,309.21
319	Public Health Supplemental	2,439,174.27	10,355.59	77,335.03	2,372,194.83	2,372,194.83
404	State Treasurer's Service	85,488,111.40	3,307,823.39	922,832.06	87,873,102.73	16,520.14	87,889,622.87
408	Coastal Protection	2,575,716.79	24,082.04	50,387.45	2,549,411.38	2,549,411.38
441	Local Government Archives	1,990,502.51	186,650.31	316,112.57	1,861,040.25	29,202.06	1,890,242.31
500	Perpetual Surveillance and Maintenance	51,081,471.31	152,556.77	51,234,028.08	51,234,028.08
507	Oyster Reserve Land	618,567.83	1,871.43	24,439.31	595,999.95	14,255.70	610,255.65
511	Tacoma Narrows Toll Bridge	34,927,252.96	(4,254,204.94)	(3,679,786.17)	34,352,834.19	185,992.33	34,538,826.52
513	Derelict Vessel Removal	2,194,367.57	260,961.75	294,666.51	2,160,662.81	2,160,662.81
532	Washington Housing Trust Fund	32,304,735.19	917,938.45	561,833.68	32,660,839.96	619.71	32,661,459.67
535	Alaskan Way Viaduct Replacement Project	100,267,527.46	(6,238,584.01)	(845,790.12)	94,874,733.57	80,249.67	94,954,983.24
549	Election	6,456,788.59	19,294.28	33,339.61	6,442,743.26	6,442,743.26
550	Transportation 2003	15,373,642.18	(855,326.33)	1,488,880.61	13,029,435.24	870.86	13,030,306.10
562	Skilled Nursing Facility Safety Net Trust	4,226,997.06	(7,926.06)	(1,329,996.16)	5,549,067.16	6,142.00	5,555,209.16
564	Water Pollution Control Revolving Administration	4,098,257.19	493,704.99	276,869.45	4,315,092.73	10.67	4,315,103.40
565	Yakima Integrated Plan Implementation Revenue Recovery
566	Community Forest Trust	294,260.50	878.82	295,139.32	295,139.32
571	Multiuse Roadway Safety	1,495,427.03	29,034.61	1,524,461.64	1,524,461.64
595	I-405 and SR-167 Express Toll Lanes	351,189,178.80	717,726.04	13,617,392.57	338,289,512.27	65,277.51	338,354,789.78
600	Department of Retirement Systems Expense	26,965,310.37	5,494,696.20	4,666,265.39	27,793,741.18	6,135.04	27,799,876.22
689	Rural Washington Loan	1,240,034.30	3,703.41	1,243,737.71	1,243,737.71
727	Water Pollution Control Revolving	227,787,995.90	5,232,576.84	6,317,576.53	226,702,996.21	3,722.97	226,706,719.18
733	Capitol Campus Reserve
777	Prostitution Prevention and Intervention	92,724.84	608.44	93,333.28	93,333.28
785	State Educational Trust Fund	4,678,978.79	65,820.52	549.00	4,744,250.31	4,744,250.31
818	Youth Athletic Facility	44,596,206.34	133,202.61	44,729,408.95	44,729,408.95
825	Tobacco Settlement

RECEIPTS & DISBURSEMENTS FOR TREASURY FUNDS

	March 1, 2024		March 2024		March 31, 2024		
	Beginning Book Balance		Plus Receipts	Less Disbursements	Ending Book Balance	Outstanding Warrants	Ending Cash Balance
SPECIAL REVENUE FUNDS (Continued)							
844 Money-Purchase Retirement Savings Administrative	\$	\$	\$	\$	\$	\$	\$
851 Developmental Disabilities Community Services	28,721,030.05		88,830.56	2,069,075.99	26,740,784.62		26,740,784.62
874 OASI Revolving	168,823.18		25.00	14,055.49	154,792.69	4.40	154,797.09
887 Public Facilities Construction Loan Revolving	44,473,961.83		556,781.26	50,651.05	44,980,092.04		44,980,092.04
888 Deferred Compensation Administrative	3,489,104.38		(52,364.22)	161,928.30	3,274,811.86	776.34	3,275,588.20
893 Radiation Perpetual Maintenance	376,939.65		1,125.74	378,065.39		378,065.39
TOTAL SPECIAL REVENUE FUNDS	\$ 9,695,236,940.10		\$ 659,782,896.20	\$ 837,233,879.57	\$ 9,517,785,956.73	\$ 24,862,192.17	\$ 9,542,648,148.90
DEBT SERVICE FUNDS							
303 Highway Bond Retirement	\$ 195,939,813.88	\$ 61,708,443.56	\$	\$ 257,648,257.44	\$	\$ 257,648,257.44	
304 Ferry Bond Retirement	1,077,171.74		142,822.88	1,219,994.62		1,219,994.62
305 Transportation Improvement Board Bond Retirement	6,497,851.83		440,601.91	6,938,453.74		6,938,453.74
347 Washington State University Bond Retirement	63,599,728.69		1,976,392.74	(30,404.93)	65,606,526.36		65,606,526.36
348 University of Washington Bond Retirement	17,616,472.21		367,105.09	246,258.32	17,737,318.98		17,737,318.98
380 Debt-Limit General Fund Bond Retirement
381 Debt-Limit Reimbursable Bond Retirement
382 Nondebt-Limit General Fund Bond Retirement
383 Nondebt-Limit Reimbursable Bond Retirement
384 Nondebt-Limit Proprietary Appropriated Bond Retirement
385 Nondebt-Limit Proprietary Nonappropriated Bond Retirement
386 Nondebt-Limit Revenue Bond Retirement
389 Toll Facility Bond Retirement	23,502,871.70		4,296,467.14	1,432,375.00	26,366,963.84		26,366,963.84
TOTAL DEBT SERVICE FUNDS	\$ 308,233,910.05		\$ 68,931,833.32	\$ 1,648,228.39	\$ 375,517,514.98	\$	\$ 375,517,514.98
CAPITAL PROJECTS FUNDS							
036 Capitol Building Construction	\$ 8,917,728.51	\$ 26,956.80	\$ (1,699,740.51)	\$ 10,644,425.82	\$ 17,559.67	\$ 10,661,985.49	
057 State Building Construction	707,560,894.93		5,208,698.69	178,089,319.76	534,680,273.86	3,672,653.26	538,352,927.12
060 Community and Technical College Capital Projects	15,963,957.38		3,818,025.72	2,043,071.83	17,738,911.27		17,738,911.27
061 Eastern Washington University Capital Projects	5,590,526.57		254,226.02	328,617.88	5,516,134.71		5,516,134.71
062 Washington State University Building	23,278,379.68		70,399.72	23,348,779.40		23,348,779.40
063 Central Washington University Capital Projects	2,791,042.10		639,791.36	527,237.85	2,903,595.61		2,903,595.61

RECEIPTS & DISBURSEMENTS FOR TREASURY FUNDS

		March 1, 2024	March 2024			March 31, 2024		
		Beginning Book Balance	Plus Receipts	Less Disbursements	Ending Book Balance	Outstanding Warrants	Ending Cash Balance	
CAPITAL PROJECTS FUNDS (Continued)								
064	University of Washington Building	\$ 46,165,960.10	\$ 320,858.56	\$ 16,574,484.33	\$ 29,912,334.33	\$	\$ 29,912,334.33	
065	Western Washington University Capital Projects	9,404,854.25	265,588.26	359,797.39	9,310,645.12	9,310,645.12	
066	The Evergreen State College Capital Projects	4,630,524.33	251,677.03	112,926.91	4,769,274.45	4,769,274.45	
075	State Social and Health Services Construction	9,396.39	9,396.39	9,396.39	
18B	Columbia River Basin Tax Bond Water Supply Development	1,315,162.93	3,927.78	1,319,090.71	1,319,090.71	
245	Public Safety Reimbursable Bond	4.12	4.12	4.12	
246	Community and Technical College Forest Reserve	5,250,618.83	72.09	(41.31)	5,250,732.23	5,250,732.23	
289	Thurston County Capital Facilities	6,283,442.92	318,882.42	180,537.66	6,421,787.68	6,421,787.68	
357	Gardner-Evans Higher Education Construction	45,698.05	45,698.05	45,698.05	
364	Military Department Capital	3,921,167.57	3,921,167.57	3,921,167.57	
367	Chehalis Basin Taxable	
373	Coronavirus Capital Projects	(2,624,873.39)	265,370.67	1,878,707.89	(4,238,210.61)	552,518.30	(3,685,692.31)	
TOTAL CAPITAL PROJECTS FUNDS		\$ 838,504,485.27	\$ 11,444,475.12	\$ 198,394,919.68	\$ 651,554,040.71	\$ 4,242,731.23	\$ 655,796,771.94	
PERMANENT FUNDS								
04B	Natural Resources Real Property Replacement	\$ 21,750,800.62	\$ 75,118.68	\$ (8,814,460.00)	\$ 30,640,379.30	\$	\$ 30,640,379.30	
601	Agricultural Permanent	57,219.26	1,532.81	55,686.45	55,686.45	
603	Millersylvania Park Trust	6,047.01	18.06	6,065.07	6,065.07	
604	Normal School Permanent	214,047.73	(335,172.52)	549,220.25	549,220.25	
605	Permanent Common School	54,553.05	(8,893.40)	63,446.45	63,446.45	
606	Scientific Permanent	105,797.25	31,507.82	74,289.43	74,289.43	
607	State University Permanent	150,932.21	(662.74)	151,594.95	151,594.95	
TOTAL PERMANENT FUNDS		\$ 22,339,397.13	\$ 75,136.74	\$ (9,126,148.03)	\$ 31,540,681.90	\$	\$ 31,540,681.90	
ENTERPRISE FUNDS								
401	Correctional Industries	\$ 360,603.80	\$ 10,162,798.92	\$ 8,901,263.13	\$ 1,622,139.59	\$ 173,287.86	\$ 1,795,427.45	
407	Secretary of State's Revolving	13,937,287.22	1,532,391.00	791,766.29	14,677,911.93	123,403.06	14,801,314.99	
418	State Health Care Authority Administrative	2,143,030.27	1,716,688.00	1,526,948.12	2,332,770.15	1,888.22	2,334,658.37	
492	School Employees' Insurance Administrative	1,402,247.55	1,460,073.00	1,202,254.98	1,660,065.57	1,459.08	1,661,524.65	
578	Lottery Administrative	729,668.59	1,567,794.14	1,364,459.63	933,003.10	4,465.08	937,468.18	
608	Accident	188,596.63	45,976,300.36	79,250,034.34	(33,085,137.35)	10,622,091.41	(22,463,045.94)	
609	Medical Aid	(695,474.40)	79,024,443.36	78,525,499.71	(196,530.75)	4,408,923.12	4,212,392.37	

RECEIPTS & DISBURSEMENTS FOR TREASURY FUNDS

		March 1, 2024	March 2024		March 31, 2024		
		Beginning Book Balance	Plus Receipts	Less Disbursements	Ending Book Balance	Outstanding Warrants	Ending Cash Balance
ENTERPRISE FUNDS (Continued)							
610	Accident Reserve	\$ 29,213,440.70	\$ 51,428,158.34	\$ 49,613,645.32	\$ 31,027,953.72	\$ 1,753,501.40	\$ 32,781,455.12
881	Supplemental Pension	79,273,766.04	9,658,304.25	88,997,202.43	(65,132.14)	2,833,335.48	2,768,203.34
883	Second Injury	91,445,002.41	4,668,818.83	126,242.79	95,987,578.45	34,601.32	96,022,179.77
TOTAL ENTERPRISE FUNDS		\$ 217,998,168.81	\$ 207,195,770.20	\$ 310,299,316.74	\$ 114,894,622.27	\$ 19,956,956.03	\$ 134,851,578.30
INTERNAL SERVICE FUNDS							
006	Public Records Efficiency, Preservation & Access	\$ 1,814,451.32	\$ 83,484.58	\$ 441,042.39	\$ 1,456,893.51	\$ 7,394.98	\$ 1,464,288.49
405	Legal Services Revolving	27,428,007.11	19,112,230.08	16,482,352.60	30,057,884.59	108,637.01	30,166,521.60
410	Transportation Equipment	36,340,756.62	957,235.81	(4,904,146.54)	42,202,138.97	20,498.30	42,222,637.27
415	Personnel Service	17,584,172.14	598,464.55	730,692.53	17,451,944.16	1,931.07	17,453,875.23
455	Higher Education Personnel Service	846,281.33	5,772.69	131,021.34	721,032.68	146.13	721,178.81
462	Government Central Service	2,271,595.71	233,114.79	428,901.59	2,075,808.91	1,757.56	2,077,566.47
468	OFM Central Service	7,063,165.57	637,716.37	1,118,987.03	6,581,894.91	6,581,894.91
483	Auditing Services Revolving	(446,989.14)	777,373.21	562,472.43	(232,088.36)	132.35	(231,956.01)
484	Administrative Hearings Revolving	11,283,502.42	2,607,838.92	2,586,198.69	11,305,142.65	20,735.02	11,325,877.67
TOTAL INTERNAL SERVICE FUNDS		\$ 104,184,943.08	\$ 25,013,231.00	\$ 17,577,522.06	\$ 111,620,652.02	\$ 161,232.42	\$ 111,781,884.44
PENSION TRUST FUNDS							
614	Volunteer Firefighters' Relief and Pension Principal Fund	\$ 3,095,459.19	\$ 85,327.77	\$ 1,174,924.32	\$ 2,005,862.64	\$ 118,912.54	\$ 2,124,775.18
615	State Patrol - Plan1	1,023,644.68	8,407,403.46	8,116,260.10	1,314,788.04	26,319.72	1,341,107.76
616	Judges' Retirement	1,555,841.47	4,691.21	16,947.96	1,543,584.72	1,543,584.72
624	Reserve Officer's Relief/Pension Principal Fund	16,129.70	12,030.15	10,186.16	17,973.69	17,973.69
630	State Patrol - Plan 2	624,597.43	2,447,648.84	2,330,447.18	741,799.09	741,799.09
631	Public Employees' Retirement System Plan 1	8,286,927.47	145,903,079.64	144,924,244.36	9,265,762.75	154,348.58	9,420,111.33
632	Teachers' Retirement System Plan 1	6,129,834.13	82,171,788.03	81,670,984.26	6,630,637.90	226,802.26	6,857,440.16
633	School Employees' Retirement System Combined Plan 2 & 3	7,024,533.19	88,718,213.41	79,905,788.71	15,836,957.89	145,597.74	15,982,555.63
635	Public Safety Employees Retirement System Plan 2	471,645.49	13,271,442.11	12,810,240.56	932,847.04	58,452.73	991,299.77
641	Public Employees' Retirement System Combined Plan 2 & 3	19,064,312.66	388,777,431.92	372,390,744.37	35,451,000.21	1,288,104.95	36,739,105.16
642	Teachers' Retirement System Combined Plan 2 and 3	21,527,166.54	243,872,938.90	208,924,654.08	56,475,451.36	391,632.09	56,867,083.45
661	Higher Ed Retirement Plan Supplemental Benefit-UW	72.72	723,668.50	723,667.05	74.17	74.17

RECEIPTS & DISBURSEMENTS FOR TREASURY FUNDS

		March 1, 2024	March 2024		March 31, 2024		
		Beginning Book Balance	Plus Receipts	Less Disbursements	Ending Book Balance	Outstanding Warrants	Ending Cash Balance
PENSION TRUST FUNDS (Continued)							
662	Higher Ed Retirement Plan Supplemental Benefit -WSU	\$	\$ 97,319.43	\$ 97,319.43	\$	\$	\$
663	Higher Ed Retirement Plan Supplemental Benefit-EWU	7,565.98	14,961.22	15,003.66	7,523.54	7,523.54
664	Higher Ed Retirement Plan Supplemental Benefit-CWU	16,963.62	16,963.62
665	Higher Ed Retirement Plan Supplemental Benefit-TESC	4,415.88	4,415.88
667	Higher Ed Retirement Plan Supplemental Benefit-WWU	23,779.99	23,779.99
668	Higher Ed Retirement Plan Supplemental Benefit -SBCTC	82,378.60	81,165.31	1,213.29	1,213.29
722	Deferred Compensation Principal	6,326,124.24	82,200,243.76	81,794,021.47	6,732,346.53	4,973.53	6,737,320.06
729	Judicial Retirement Principal	11,696.22	35.88	11,732.10	11,732.10
819	LEOFF Plan 1 Retirement	2,874,536.93	33,114,174.56	32,850,269.49	3,138,442.00	59,590.52	3,198,032.52
829	LEOFF Plan 2 Retirement	6,880,596.08	96,983,930.26	93,848,660.55	10,015,865.79	61,202.62	10,077,068.41
882	Washington Judicial Retirement System	9,712,193.88	30,238.74	521,830.84	9,220,601.78	9,220,601.78
TOTAL PENSION TRUST FUNDS		\$ 94,632,878.00	\$ 1,186,964,105.88	\$ 1,122,252,519.35	\$ 159,344,464.53	\$ 2,535,937.28	\$ 161,880,401.81
CUSTODIAL FUNDS							
01P	Suspense	\$ 76,613,338.64	\$ 2,492,757,299.94	\$ 2,523,251,940.48	\$ 46,118,698.10	\$ 194,001.35	\$ 46,312,699.45
01R	Undistributed Receipts	32,548.80	32,548.80	32,548.80
01T	Local Leasehold Excise Tax	421,279.81	227,290.44	193,989.37	193,989.37
034	Local Sales and Use Tax
035	State Payroll Revolving	30,846,397.34	723,393,245.48	704,230,054.05	50,009,588.77	2,163,726.98	52,173,315.75
768	Local Real Estate Excise Tax
795	State Investment Board Commingled Monthly Bond	(0.03)	429.01	428.98
865	State Investment Board Commingled Trust	37,297.01	37,297.01
877	OASI Contribution
TOTAL CUSTODIAL FUNDS		\$ 107,913,564.56	\$ 3,216,188,271.44	\$ 3,227,747,010.96	\$ 96,354,825.04	\$ 2,357,728.33	\$ 98,712,553.37
TOTAL TREASURY FUNDS		\$ 16,933,946,458.24	\$ 9,324,831,666.29	\$ 11,016,366,046.46	\$ 15,242,412,078.07	\$ 131,115,278.26	\$ 15,373,527,356.33

RECEIPTS & DISBURSEMENTS FOR TREASURER'S TRUST FUNDS

		March 1, 2024	March 2024		March 31, 2024		
		Beginning Book Balance	Plus Receipts	Less Disbursements	Ending Book Balance	Outstanding Warrants	Ending Cash Balance
GENERAL FUND							
06N	Local Tax Administration	\$	\$	\$	\$	\$	\$
07F	Commercial Fisheries Buyback
08B	Foster Care Endowed Scholarship Trust	17,222.93	51.44	17,274.37	17,274.37
08E	Individual Development Account Program	2,154.99	6.44	2,161.43	2,161.43
08N	State Financial Aid	26,652,676.52	31,009,092.63	47,670,200.43	9,991,568.72	23,509.99	10,015,078.71
08T	Transportation Innovative Partnership
11M	Poet Laureate	115.55	115.55	115.55
11R	Hospital Infection Control Grant
12L	Outdoor Education and Recreation Prog	2,650,563.87	637,105.94	2,013,457.93	2,013,457.93
12P	Geoduck Aquaculture Research	(25,226.60)	(25,226.60)	(25,226.60)
131	Fair	4,040,353.22	12,070.76	9,570.31	4,042,853.67	4,042,853.67
14N	Legislative Oral History	31,139.20	31,139.20	31,139.20
14P	Skeletal Human Remains Assistance	155,926.04	3,760.25	152,165.79	152,165.79
15B	Food Animal Vet Scholarship
15N	Business Assistance
16F	Washington State Flag
16K	Mortgage Recovery
16R	Multiagency Permitting Team	102,825.48	307.09	103,132.57	103,132.57
17R	Aerospace Training Student Loan	195,876.86	2,204.91	2,576.61	195,505.16	64.29	195,569.45
18C	Native Education Public-Private Partnership
18F	High School Completion
18G	Opportunity Scholarship Match Transfer	10,388,996.14	3,810,666.38	6,578,329.76	6,578,329.76
18K	24/7 Sobriety	27,470.00	724.34	28,194.34	28,194.34
18V	Science, Technology, Engineering and Math Education Lighthouse
19J	Universal Communications Services	261,875.31	1,113.53	260,761.78	260,761.78
20L	Early Start	130,497.79	130,497.79	130,497.79
21J	Gina Grant Bull Memorial Legislative Page Scholarship	50,092.86	157.87	505.95	49,744.78	300.00	50,044.78
21L	Low-Income Home Rehabilitation	277,907.81	829.98	278,737.79	278,737.79
21T	Suicide-Safer Homes Project	25,000.01	25,000.01	25,000.01
22A	State Agency Office Relocation Pool	4,294,186.20	4,294,186.20	4,294,186.20
22B	Highway Worker Memorial Scholarship
22S	Landlord Mitigation Program	2,449,174.93	169,369.74	425,130.85	2,193,413.82	128,772.63	2,322,186.45
22V	Medical Student Loan	1,499,479.24	1,499,479.24	1,499,479.24

RECEIPTS & DISBURSEMENTS FOR TREASURER'S TRUST FUNDS

	March 1, 2024	March 2024		March 31, 2024		
	Beginning Book Balance	Plus Receipts	Less Disbursements	Ending Book Balance	Outstanding Warrants	Ending Cash Balance
GENERAL FUND (Continued)						
23B Rural Jobs Program Match Transfer	\$ 398,968.86	\$	\$ 285,863.66	\$ 113,105.20	\$	\$ 113,105.20
23E Washington History Day	112,859.48	337.06	113,196.54	113,196.54
23F Open Educational Resources
23L Indian Health Improvement Reinvestment	906,552.53	24,626.85	40,630.64	890,548.74	890,548.74
24A Behavioral Health Loan Repayment Program	11,907,878.49	58,255.58	11,966,134.07	15,764.04	11,981,898.11
24F Veterans Service Officer
24W Undocumented Student Support Loan Match
25B Unemployment Insurance Relief	30,284.75	30,284.75	30,284.75
25E Rosa Franklin Legislative Internship Program Scholarship	719.67	1,406.86	2,126.53	2,126.53
25J Department of Transportation Purple Heart State
25K Department of Veterans' Affairs Purple Heart State	803.97	803.97	803.97
25L Military Department Purple Heart State
26F Billy Frank Jr. National Statuary Hall Collection	196.06	196.06
27E Equitable Access to Credit Program	2,202,002.00	1,172,692.00	3,374,694.00	3,374,694.00
27H Veterans & Military Members Suicide Prevention	11,548.00	530.00	12,078.00	12,078.00
27M WA State Global War on Terror Memorial	12,650.00	12,650.00	12,650.00
28B Employee Ownership Revolving Loan Program
28N Surgical Smoke Evacuation
290 Savings Incentive	2,757,327.55	1,207.19	2,756,120.36	2,756,120.36
447 Information Technology Investment Revolving	37,476,047.35	449,167.12	1,940,573.96	35,984,640.51	128.00	35,984,768.51
490 Regional Transportation Investment District
514 Agricultural Conservation Easements
534 Washington Graduate Fellowship Trust	489.80	489.80	489.80
551 Washington Youth and Families	124,634.31	124,634.31	124,634.31
552 Conservation Assistance Revolving	463,714.45	463,714.45	463,714.45
653 Washington Distinguished Professorship Trust
703 COVID-19 Unemployment
704 COVID-19 Public Health Response	(18,019,363.13)	18,660,242.69	4,664,656.67	(4,023,777.11)	537,945.77	(3,485,831.34)
708 Salary/Insurance Contribution Increase Revolving	169,080.41	169,080.41	169,080.41
743 College Faculty Awards Trust	186.14	186.14	186.14
747 Health Professional Loan Repayment & Scholarship Program	33,329,670.59	30,649.88	67,388.26	33,292,932.21	44,817.50	33,337,749.71
748 WA Career and College Pathways Innov Challenge	12,003,749.34	35,976.12	574,616.13	11,465,109.33	11,465,109.33

RECEIPTS & DISBURSEMENTS FOR TREASURER'S TRUST FUNDS

		March 1, 2024	March 2024			March 31, 2024		
		Beginning Book Balance	Plus Receipts	Less Disbursements	Ending Book Balance	Outstanding Warrants	Ending Cash Balance	
GENERAL FUND (Continued)								
781	Cross-State Trail	\$ 473.10	\$	\$	\$ 473.10	\$	\$ 473.10	
793	Health Insurance Pool	
835	Four Year Student Child Care in Higher Education	49,453.22	49,453.22	49,453.22	
TOTAL GENERAL FUND		\$ 137,168,039.23	\$ 51,628,895.42	\$ 60,135,762.82	\$ 128,661,171.83	\$ 751,302.22	\$ 129,412,474.05	
SPECIAL REVENUE FUNDS								
01F	Crime Victims' Compensation	\$ 3,995,369.19	\$ 146,403.00	\$ 448,946.14	\$ 3,692,826.05	\$	\$ 3,692,826.05	
03K	Industrial Insurance Premium Refund	7,926,220.10	63,301,944.36	71,936.20	71,156,228.26	295.32	71,156,523.58	
04F	Real Estate Education Program	625,663.65	3,706.22	269.82	629,100.05	629,100.05	
06H	Oral History, State Library, and Archives	25,158.80	21,229.71	23,936.46	22,452.05	22,452.05	
06J	Securities Prosecution	1,476,732.59	(460,482.59)	1,016,250.00	1,016,250.00	
07A	Mortgage Lending Fraud Prosecution	147,583.78	11,587.80	36,270.00	122,901.58	36,270.00	159,171.58	
07B	Organ and Tissue Donation Awareness	42,577.93	48,504.46	45,920.56	45,161.83	45,161.83	
07E	Contract Harvesting Revolving	6,332,589.33	17,870.88	(2,686,378.93)	9,036,839.14	17,532.49	9,054,371.63	
07J	"Helping Kids Speak"	2,604.01	1,899.34	1,565.67	2,937.68	2,937.68	
07K	Special License Plate Applicant Trust	12,206.00	12,206.00	12,206.00	
07L	Legislative International Trade	735.85	735.85	735.85	
07N	Produce Railcar Pool	53.21	0.16	53.37	53.37	
07T	Commemorative Works	3,643.05	10.88	3,653.93	3,653.93	
07V	Fish and Wildlife Enforcement Reward	126,142.92	8,924.77	1,885.05	133,182.64	50.00	133,232.64	
08C	Gonzaga University Alumni Association	6,107.37	4,325.99	4,246.67	6,186.69	6,186.69	
08F	Lighthouse Environmental Programs	10,555.99	6,764.34	5,749.35	11,570.98	11,570.98	
08G	Flexible Spending Administrative	2,383,010.48	81,738.53	2,301,271.95	2,301,271.95	
08J	Prescription Drug Consortium	78,255.82	450.00	77,805.82	77,805.82	
08L	"Ski & Ride Washington"	6,038.89	2,459.34	2,436.00	6,062.23	6,062.23	
08P	State Parks Education and Enhancement	363,699.26	13,414.35	5,861.68	371,251.93	371,251.93	
08V	Veterans Stewardship	1,174,787.86	53,649.53	56,876.72	1,171,560.67	751.61	1,172,312.28	
08W	"Washington's National Park Fund"	27,747.94	25,764.70	23,970.37	29,542.27	29,542.27	
098	Eastern Washington Pheasant Enhancement	(23,147.98)	9,686.97	(24,067.11)	10,606.10	300.00	10,906.10	
09A	We Love Our Pets	12,294.24	5,679.34	4,928.00	13,045.58	13,045.58	
09B	Boating Safety Education Certification	874,615.71	109.36	7,866.71	866,858.36	475.00	867,333.36	
09J	Washington Coastal Crab Pot Buoy Tag	218,170.87	1,412.50	36,318.31	183,265.06	183,265.06	
09K	Life Sciences Discovery	908,847.71	2,714.31	911,562.02	911,562.02	
09L	Nursing Resource Center	507,163.51	84,567.00	219.36	591,511.15	591,511.15	

RECEIPTS & DISBURSEMENTS FOR TREASURER'S TRUST FUNDS

	March 1, 2024		March 2024		March 31, 2024		
	Beginning Book Balance		Plus Receipts	Less Disbursements	Ending Book Balance	Outstanding Warrants	Ending Cash Balance
SPECIAL REVENUE FUNDS (Continued)							
10F "Share the Road"	\$ 15,891.39		\$ 5,091.33	\$ 5,296.68	\$ 15,686.04	\$	\$ 15,686.04
11A Employment Training Finance	349,032.97		14,511.69	59,140.00	304,404.66	304,404.66
11J Electronic Products Recycling	1,252,775.08		21,313.16	1,231,461.92	10,000.00	1,241,461.92
11P Large On-Site Sewage Systems
11V Veteran Estate Management	7,921.01		30,275.48	35,387.53	2,808.96	126.22	2,935.18
126 Agricultural Local	37,208,730.45		4,126,627.32	2,146,265.70	39,189,092.07	74,855.84	39,263,947.91
128 Grain Inspection Revolving	(38,844.63)		970,533.25	1,356,433.17	(424,744.55)	4,635.00	(420,109.55)
12E Assisted Living Facility Management	781,325.73		(200.00)	(28,527.99)	809,653.72	809,653.72
12F Manufactured/Mobile Home Dispute Resol	2,333,286.13		35,477.75	60,605.80	2,308,158.08	2,308,158.08
12G Rockfish Research	306,243.78		10,630.36	24,548.64	292,325.50	0.50	292,326.00
12H Uniformed Service Shared Leave Pool	1,030,204.52		6,017.18	1,024,187.34	1,024,187.34
12N Get Ready For Math & Science Scholarship	290,045.16		1,393.68	291,438.84	291,438.84
133 Children's Trust	422,103.55		3,457.71	12,960.70	412,600.56	273.06	412,873.62
14E Washington State Library Operations	4,659,051.72		263,005.94	461,410.69	4,460,646.97	145.00	4,460,791.97
14W Reduced Cigarette Ignition Propensity	841,439.62		15,483.14	959.50	855,963.26	82.50	856,045.76
15T Broadband Mapping
15V Funeral and Cemetery	1,204,707.62		58,399.87	83,873.36	1,179,234.13	626.82	1,179,860.95
15W Guaranteed Asset Protection Waiver	19,750.00		19,750.00	19,750.00
163 Worker and Community Right to Know	4,240,317.25		57,273.01	142,594.32	4,154,995.94	163.97	4,155,159.91
169 Horse Racing Commission Operating	1,379,233.63		103,407.19	118,586.38	1,364,054.44	2,207.52	1,366,261.96
16B Landscape Architects' License	447,622.60		26,900.00	44,136.24	430,386.36	6.07	430,392.43
16E Spec Forest Products Outreach/Education	77,354.01		116.67	77,470.68	77,470.68
16G Universal Vaccine Purchase	10,571,262.90		7,623,257.64	7,905,091.30	10,289,429.24	2,904,401.70	13,193,830.94
16L Accessible Communities	1,087,111.20		19,731.63	637.89	1,106,204.94	1,106,204.94
16N Disabled Veterans Assistance	25.00		25.00	25.00
16T Product Stewardship Programs	267,756.87		60,000.00	15.87	327,741.00	327,741.00
17L Foreclosure Fairness	1,030,909.26		12,400.00	55,767.15	987,542.11	987,542.11
17M Individual-Based/Portable Background Check Clearance	556,925.91		85,019.75	471,906.16	471,906.16
17V Volunteer Firefighters	5,082.00		2,998.34	2,272.67	5,807.67	5,807.67
180 Local Government Administrative Hearings	176,246.40		1,497.00	174,749.40	174,749.40
189 Clarke-McNary
18A Investing In Innovation
18E Educator Certification Processing	4,922,569.69		349,364.00	559,399.86	4,712,533.83	11,155.58	4,723,689.41
18M Music Matters Awareness	6,570.67		5,569.69	5,028.35	7,112.01	7,112.01

RECEIPTS & DISBURSEMENTS FOR TREASURER'S TRUST FUNDS

		March 1, 2024	March 2024		March 31, 2024		
		Beginning Book Balance	Plus Receipts	Less Disbursements	Ending Book Balance	Outstanding Warrants	Ending Cash Balance
SPECIAL REVENUE FUNDS (Continued)							
18N	Damage Prevention	\$ 176,008.86	\$ 3,300.00	\$ 4,800.00	\$ 174,508.86	\$	\$ 174,508.86
18R	Seattle Sounders FC	5,776.89	3,813.85	3,544.35	6,046.39	6,046.39
190	Forest Fire Protection Assessment	8,315,742.02	2,811.36	686,072.75	7,632,480.63	93,590.29	7,726,070.92
193	State Forest Nursery Revolving	80,969.74	2,407.68	55,287.71	28,089.71	84.10	28,173.81
195	Energy	0.21	0.21	0.21
197	Statute Law Committee Publications	855,511.30	819.11	2,596.04	853,734.37	10.45	853,744.82
198	Access Road Revolving	2,990,713.13	4,656.77	69,879.42	2,925,490.48	440.24	2,925,930.72
19B	School for the Blind	1,922,503.15	590,287.30	324,295.83	2,188,494.62	46,205.22	2,234,699.84
19E	4-H Program	420.00	417.67	448.00	389.67	389.67
19F	Seattle Seahawks	43,917.06	21,990.50	19,146.75	46,760.81	46,760.81
19H	Center for Deaf/Hard of Hearing Youth	2,088,631.74	88,273.86	2,176,905.60	2,176,905.60
19M	Seattle University	14,998.52	644.00	392.00	15,250.52	15,250.52
19P	Child Rescue	123,538.20	1,245.36	124,783.56	124,783.56
19R	Residential Services and Support	89,104.72	89,104.72	89,104.72
19W	Wolf-Livestock Conflict	280,620.43	27,752.49	252,867.94	27,368.11	280,236.05
205	Mobile Home Park Relocation	4,159,654.01	124,935.97	50,067.64	4,234,522.34	4,234,522.34
206	Cost of Supervision
209	Regional Fisheries Enhancement Group	1,544,808.99	26,204.78	122,015.16	1,448,998.61	2.56	1,449,001.17
20A	State Flower	2,578.34	2,786.01	2,095.34	3,269.01	3,269.01
20D	CPA Scholarship Transfer	100,000.00	100,000.00	100,000.00
20E	WA Internet Crimes Against Children	1,466,872.40	1,466,872.40	1,466,872.40
20G	Washington Farmers and Ranchers	560.01	438.67	387.34	611.34	611.34
20P	Nursing Facility Quality Enhancement	6,731,487.14	(32,994.99)	6,764,482.13	6,764,482.13
20W	Washington Tennis	14,866.78	168.00	15,034.78	15,034.78
210	Fire Protection Contractor License	1,464,139.03	33,276.54	58,964.57	1,438,451.00	673.75	1,439,124.75
213	Veterans' Emblem	27,960.43	189.00	7.00	28,142.43	28,142.43
214	Temporary Worker Housing	351,477.24	6,400.00	27,363.55	330,513.69	330,513.69
219	Air Operating Permit	4,018,290.82	749,505.00	158,674.77	4,609,121.05	39.75	4,609,160.80
21A	Washington State Wrestling	420.00	504.00	364.00	560.00	560.00
21C	Washington Sexual Assault Kit	19,436.57	19,436.57	19,436.57
21F	Fred Hutch	473.67	560.00	473.67	560.00	473.67	1,033.67
21G	Washington State Aviation	163,146.88	(14,920.99)	17,073.68	131,152.21	131,152.21
21N	NE WA Wolf-Livestock Management	466,429.82	1,424.23	21,420.81	446,433.24	14,452.49	460,885.73
21Q	Forest Health Revolving	30,869,605.64	99,544.66	433,677.82	30,535,472.48	7,500.00	30,542,972.48

RECEIPTS & DISBURSEMENTS FOR TREASURER'S TRUST FUNDS

	March 1, 2024		March 2024		March 31, 2024	
	Beginning Book Balance	Plus Receipts	Less Disbursements	Ending Book Balance	Outstanding Warrants	Ending Cash Balance
SPECIAL REVENUE FUNDS (Continued)						
21U Veteran's In-State Service Shared Leave Pool	\$ 307,770.84	\$	\$	\$ 307,770.84	\$	\$ 307,770.84
21W K-12 Criminal Background Check	644,097.33	346,372.75	183,206.55	807,263.53	50.00	807,313.53
225 Fingerprint Identification	6,799,673.94	1,146,375.75	972,570.84	6,973,478.85	3,571.19	6,977,050.04
22G Photovoltaic Module Recycling	14,238.87	14,238.87	14,238.87
22H Foster Parent Shared Leave Pool	331,453.91	(4,648.76)	336,102.67	336,102.67
22K Watershed Restoration Enhancement	863,250.00	863,250.00	863,250.00
22L Public Use General Aviation Airport Loan Revolving	7,926,593.15	70,332.39	20,092.11	7,976,833.43	7,976,833.43
22N Fish and Wildlife Federal Lands Revolving	(1,190.84)	(272.71)	8,597.05	(10,060.60)	(10,060.60)
22P Natural Resources Federal Lands Revolving	11,763,522.00	38,912.78	(82,632.96)	11,885,067.74	11,885,067.74
22Q Seattle Mariners	3,242.08	3,242.08	3,242.08
23A Student Loan Advocate	690,071.21	12,961.67	677,109.54	85.80	677,195.34
23C Department of Licensing Tuition Recovery	165,537.27	856.76	166,394.03	166,394.03
23D Student Achievement Council Tuition Recovery Trust	483,583.79	1,427.60	485,011.39	485,011.39
23K Smoke Detection Device Awareness	36,533.32	36,533.32	36,533.32
23M County Road Administration Board Emergency Loan	2,636,569.64	7,874.22	2,644,443.86	2,644,443.86
24C San Juan Islands Programs	3,910.67	4,757.69	4,288.67	4,379.69	4,379.69
24D Seattle Storm
24E Washington State Library-Archives Building	20,188,760.02	214,492.91	948,771.34	19,454,481.59	19,454,481.59
24G Hemp Regulatory	266,159.16	11,105.23	(5,025.00)	282,289.39	282,289.39
24R Energy Independence Act Special
24S Seattle NHL Hockey	2,404.50	3,237.50	2,593.50	3,048.50	2,593.50	5,642.00
24T State Firearms Background Check System	3,216,445.65	197,658.00	297,617.98	3,116,485.67	3,116,485.67
259 Coastal Crab	125,510.90	813.70	124,697.20	124,697.20
25A Washington Apples	231.00	3,252.67	2,888.67	595.00	595.00
25R Recycled Content	399,625.51	584.56	31,145.76	369,064.31	877.93	369,942.24
25S Recycling Enhancing
25V Washington State Attorney General Charitable Asset Protection	781,293.76	78,584.00	60,326.86	799,550.90	2,601.00	802,151.90
26G Energy Facility Site Eval Council	(1,265,647.09)	788,324.84	697,883.60	(1,175,205.85)	(1,175,205.85)
26J WA State Leadership Board Spec Lic Plate	509,354.30	12,792.60	522,146.90	522,146.90
26S Patches Pal License Plate	1,288.00	1,563.34	1,341.67	1,509.67	1,341.67	2,851.34
274 Adult Family Home	520,859.30	11,198.40	509,660.90	509,660.90
27D Driver Resource Center	2,648,289.92	199,450.28	2,448,839.64	2,448,839.64

RECEIPTS & DISBURSEMENTS FOR TREASURER'S TRUST FUNDS

	March 1, 2024		March 2024		March 31, 2024		
	Beginning Book Balance		Plus Receipts	Less Disbursements	Ending Book Balance	Outstanding Warrants	Ending Cash Balance
SPECIAL REVENUE FUNDS (Continued)							
27N Washington Wine License Plate	\$ 10,721.67	\$	977.67	\$	11,699.34	\$	11,699.34
27R Medical for People Living with HIV Rebate Revenue	11,162,618.04		175,457.49	5,336,139.07	6,001,936.46	485,773.13	6,487,709.59
27S Child Sexual Abuse/Trafficking Prevention
27U Fire Protection Compliance
27V WA State Attorney General Humane Detention
281 Impaired Driving Safety	(426,694.22)		124,487.84	(302,206.38)	(302,206.38)
283 Juvenile Accountability Incentive	327,452.48		977.95	328,430.43	328,430.43
28C Responsible Battery Management
28D Down Payment Assistance
28L WA State Eastern WA Cultural Land Feature
297 Pipeline Safety	2,718,830.57		11,558.87	260,333.02	2,470,056.42	2,470,056.42
298 Geologists'	444,063.84		37,953.00	48,888.80	433,128.04	816.07	433,944.11
300 Financial Services Regulation	43,395,062.58		6,740,702.23	3,354,236.88	46,781,527.93	124,986.05	46,906,513.98
320 Puget Sound Crab Pot Buoy Tag	19,250.50		19,250.50	19,250.50
328 Crim Justice Training Commis Firing Range Maintenance	213,403.00		213,403.00	213,403.00
416 Surplus and Donated Food Commodities Revolving	1,797,278.90		959,024.12	1,070,053.90	1,686,249.12	1,686,249.12
424 Anti-Trust Revolving	1,378,414.76		984,215.25	394,199.51	394,199.51
474 School Employees Flexible & Dependent Care Administration	33,950.14		32,633.00	31,239.12	35,344.02	35,344.02
480 Financial Education Public-Private Partnership	141,041.17		141,041.17	141,041.17
485 Horse Racing Owners' Bonus/Breeder Awards	101,958.14		38,427.39	140,385.53	8,853.85	149,239.38
495 Toll Collection	26,401,542.03		18,635,972.02	18,845,356.86	26,192,157.19	72,031.89	26,264,189.08
496 Educator Conditional Scholarship	4,611,810.54		40,405.34	179,301.29	4,472,914.59	18,000.00	4,490,914.59
497 Horse Racing Commission Class C Purse Fund	260,368.51		5,606.58	265,975.09	265,975.09
498 Washington State Council of Fire Fighters Benevolent	15,501.07		11,909.37	10,488.37	16,922.07	16,922.07
499 Law Enforcement Memorial	47,894.78		26,653.68	23,716.06	50,832.40	50,832.40
501 Liquor Revolving	55,063,686.92		(35,837,963.86)	18,602,232.33	623,490.73	201,512.08	825,002.81
503 Tuition Recovery	4,531,684.20		43,459.49	4,917.84	4,570,225.85	4,570,225.85
515 DNA Data Base	932,604.53		17,617.46	70,065.35	880,156.64	880,156.64
516 Fruit and Vegetable Inspection	8,079,278.35		1,308,218.48	1,639,378.63	7,748,118.20	99,255.35	7,847,373.55
536 Federal Food Service Revolving	(626,033.56)		7,743,637.98	4,606,454.38	2,511,150.04	315,389.58	2,826,539.62
553 Performance Audits of Government	18,524,916.20		2,024,718.48	2,024,804.31	18,524,830.37	5,204.53	18,530,034.90

RECEIPTS & DISBURSEMENTS FOR TREASURER'S TRUST FUNDS

		March 1, 2024	March 2024			March 31, 2024		
		Beginning Book Balance	Plus Receipts	Less Disbursements	Ending Book Balance	Outstanding Warrants	Ending Cash Balance	
SPECIAL REVENUE FUNDS (Continued)								
561	Community Technical College Innovation	\$ 5,619,954.11	\$ 637,926.25	\$ 653,367.48	\$ 5,604,512.88	\$	\$ 5,604,512.88	
687	Rural Rehabilitation	21,405.14	63.92	21,469.06	21,469.06	
688	Federal Local Rail Service Assistance	86,092.34	216.65	86,308.99	86,308.99	
731	Child Care Facility Revolving	78,196.61	233.54	78,430.15	78,430.15	
732	Nursing Home Civil Penalties	2,578,283.69	(58,167.29)	2,636,450.98	2,636,450.98	
746	Hanford Area Economic Investment	23,909.06	24,968.26	48,877.32	48,877.32	
749	Governor's Interagency Committee of State Employed Women	149,886.55	3,561.24	146,325.31	146,325.31	
761	Basic Health Plan Subscription	250,744.09	250,744.09	250,744.09	
763	Center for the Improvement of Student Learning	35,600.68	35,600.68	35,600.68	
773	Commission on Higher Ed Prof Student Ex Program	51,200.00	51,200.00	51,200.00	
774	University of Washington License Plate	45,738.17	24,458.09	70,196.26	70,196.26	
776	Washington State University License Plate	108,589.06	56,315.09	164,904.15	164,904.15	
778	Western Washington University License Plate	504.00	1,148.00	1,204.00	448.00	448.00	
779	Eastern Washington University License Plate	160,170.99	4,596.68	65,000.00	99,767.67	99,767.67	
780	School Zone Safety Account	1,434,984.00	26,882.23	2,932.42	1,458,933.81	300.00	1,459,233.81	
783	Central Washington University License Plate	14,303.37	1,453.67	15,757.04	15,757.04	
784	Miscellaneous Transportation Programs	(20,205,518.30)	25,147,485.79	25,398,381.33	(20,456,413.84)	119,723.27	(20,336,690.57)	
786	The Evergreen State College License Plate	3,924.67	980.00	4,904.67	4,904.67	
789	Advanced Environmental Mitigation Revolving	1,295,592.21	4,962.09	1,300,554.30	1,300,554.30	
816	Stadium and Exhibition Center	1,007,309.97	282,207.20	302,587.28	986,929.89	986,929.89	
821	Impaired Physician	364,634.38	199,866.00	193,556.76	370,943.62	100.00	371,043.62	
823	Livestock Nutrient Management	33,783.76	350.00	34,133.76	34,133.76	
833	Developmental Disabilities Endowment Trust	4,375,667.09	387,982.25	908,325.71	3,855,323.63	3,855,323.63	
834	Capitol Furnishings Preservation Committee	43,987.98	43,987.98	43,987.98	
878	Federal Forest Revolving	6,891.35	20.58	6,911.93	6,911.93	
880	Advance Right-of-Way Revolving	46,310,170.97	1,242,647.85	6,676.45	47,546,142.37	47,546,142.37	
884	Gambling Revolving	20,181,379.76	733,739.63	1,349,508.81	19,565,610.58	68,277.06	19,633,887.64	
885	Plumbing Certificate	1,326,447.20	179,859.17	155,931.56	1,350,374.81	2,909.88	1,353,284.69	
892	Pressure Systems Safety	1,245,292.34	161,322.84	190,205.09	1,216,410.09	1,391.72	1,217,801.81	
TOTAL SPECIAL REVENUE FUNDS		\$ 476,981,905.80	\$ 113,049,888.98	\$ 102,998,816.39	\$ 487,032,978.39	\$ 4,790,840.38	\$ 491,823,818.77	
CAPITAL PROJECTS FUNDS								
366	Watershed Restoration Enhancement Bond	\$ 5,646,383.93	\$	\$ 611,185.46	\$ 5,035,198.47	\$ 23,569.55	\$ 5,058,768.02	

RECEIPTS & DISBURSEMENTS FOR TREASURER'S TRUST FUNDS

		March 1, 2024	March 2024		March 31, 2024		
		Beginning Book Balance	Plus Receipts	Less Disbursements	Ending Book Balance	Outstanding Warrants	Ending Cash Balance
CAPITAL PROJECTS FUNDS (Continued)							
377	Watershed Restoration Enhancement Taxable Bond	\$	\$	\$	\$	\$	\$
TOTAL CAPITAL PROJECTS FUNDS		\$ 5,646,383.93	\$	\$ 611,185.46	\$ 5,035,198.47	\$ 23,569.55	\$ 5,058,768.02
PERMANENT FUNDS							
842	American Indian Scholarship Endowment	\$ 298,247.11	\$ 890.72	\$ 1,833.00	\$ 297,304.83	\$	\$ 297,304.83
852	Foster Care Scholarship Endowment	4,060.91	12.13	4,073.04	4,073.04
TOTAL PERMANENT FUNDS		\$ 302,308.02	\$ 902.85	\$ 1,833.00	\$ 301,377.87	\$	\$ 301,377.87
ENTERPRISE FUNDS							
22E	Family and Medical Leave Enforcement	\$ 437,167.85	\$ 2,466.39	\$	\$ 439,634.24	\$	\$ 439,634.24
22F	Family and Medical Leave Insurance	356,446,216.37	15,161,327.22	149,882,572.59	221,724,971.00	885,103.86	222,610,074.86
413	Municipal Revolving	4,353,236.13	3,934,243.85	3,488,308.79	4,799,171.19	876.02	4,800,047.21
438	Uniform Dental Plan Benefits Administration	615,513.57	616,567.00	1,234,880.64	(2,800.07)	(2,800.07)
439	Uniform Medical Plan Benefits Administration	4,846,152.82	5,834,450.00	5,820,977.97	4,859,624.85	4,859,624.85
442	Legislative Gift Center	261,698.67	30,225.70	22,490.30	269,434.07	727.17	270,161.24
445	Self-Insured Empl'yr Overpymt Reimb	1,418,549.33	105,868.71	1,524,418.04	15,719.06	1,540,137.10
446	Industrial Insurance Rainy Day Fund	(19,641.50)	(19,641.50)
449	Certificates of Participation and Other Financing - Local	434,664.21	2,654,053.52	1,453,908.63	1,634,809.10	1,634,809.10
456	Separately Managed State Treasurer's Service	222,747.73	19,435.43	15,589.77	226,593.39	226,593.39
470	Imaging	201,034.58	55,915.13	43,426.10	213,523.61	213,523.61
473	School Employees Insurance Reserve	70,904,386.18	203,910.57	71,108,296.75	71,108,296.75
475	School Employees Dental Benefits Administration	472,020.06	472,361.00	945,336.40	(955.34)	(955.34)
493	School Employees' Insurance	(72,842,898.48)	199,455,028.65	167,123,962.00	(40,511,831.83)	326,212.55	(40,185,619.28)
494	School Employees' Benefits Board Administration	1,643,908.26	2,466,637.00	2,379,772.43	1,730,772.83	1,730,772.83
543	Judicial Information Systems	(1,093,887.63)	1,168,015.62	4,817,642.37	(4,743,514.38)	22,633.45	(4,720,880.93)
544	Pollution Liability Insurance Program Trust	56,226,102.04	3,173,921.43	999,824.92	58,400,198.55	58,400,198.55
545	Heating Oil Pollution Liability Trust	1,918,564.43	36,240.57	79,136.10	1,875,668.90	1,875,668.90
567	Long-Term Services and Supports Trust	23,475,140.34	11,794,016.31	15,135,783.17	20,133,373.48	26,849.89	20,160,223.37
721	Public Employees' and Retirees' Insurance	200,162,648.06	288,657,998.09	224,137,002.15	264,683,644.00	6,149,685.47	270,833,329.47
730	Public Employees' and Retirees' Insurance Reserve	149,313,693.83	443,021.31	149,756,715.14	149,756,715.14
788	Advanced College Tuition Payment Program	5,214,150.02	10,695,761.95	10,540,317.10	5,369,594.87	1,795,496.70	7,165,091.57

RECEIPTS & DISBURSEMENTS FOR TREASURER'S TRUST FUNDS

	March 1, 2024		March 2024			March 31, 2024		
	Beginning Book Balance		Plus Receipts	Less Disbursements	Ending Book Balance	Outstanding Warrants	Ending Cash Balance	
TOTAL ENTERPRISE FUNDS	\$ 804,630,808.37		\$ 546,961,823.95	\$ 588,101,289.93	\$ 763,491,342.39	\$ 9,223,304.17	\$ 772,714,646.56	
INTERNAL SERVICE FUNDS								
411 Natural Resources Equipment	\$ 17,953,545.91		\$ 12,730.42	\$ 428,330.58	\$ 17,537,945.75	\$ 64,610.98	\$ 17,602,556.73	
421 Education Technology Revolving Fund	17,644,825.71		112,508.86	1,155,762.25	16,601,572.32	224,578.36	16,826,150.68	
422 General Administration Services	90,273,629.34		20,428,124.18	20,272,820.43	90,428,933.09	896,519.99	91,325,453.08	
436 OFM Labor Relations Service	3,483,943.11		170,221.62	535,781.17	3,118,383.56	3,118,383.56	
444 Fish & Wildlife Equipment	(191,050.48)		92,036.06	65,064.46	(164,078.88)	4,998.60	(159,080.28)	
453 Minority and Women's Business Enterprises	2,696,206.62		455,640.43	219,038.02	2,932,809.03	9,335.52	2,942,144.55	
458 Consolidated Technology Services Revolving	(17,140,819.81)		11,839,982.49	10,303,639.85	(15,604,477.17)	588,307.49	(15,016,169.68)	
461 Shared Information Technology System Revolving	
466 Statewide Info Tech System Development Revolving	44,334,279.75		2,255,104.96	5,010,498.86	41,578,885.85	161.27	41,579,047.12	
471 State Patrol Nonappropriated Airplane Revolving	221,034.05		23,948.88	197,085.17	3,456.05	200,541.22	
472 Statewide Info Tech System Maintenance & Operations Revolving	28,651,144.93		807,480.09	7,019,656.17	22,438,968.85	12,072.74	22,451,041.59	
546 Risk Management	558,131.35		345,704.04	1,521,158.52	(617,323.13)	(617,323.13)	
547 Liability	(186,996,374.19)		685,652.96	12,311,760.63	(198,622,481.86)	1,910,529.07	(196,711,952.79)	
739 Certificates of Participation and Other Financing - State	771,996.86		200.00	2,328.87	769,867.99	585.00	770,452.99	
TOTAL INTERNAL SERVICE FUNDS	\$ 2,260,493.15		\$ 37,205,386.11	\$ 58,869,788.69	\$ (19,403,909.43)	\$ 3,715,155.07	\$ (15,688,754.36)	
PRIVATE PURPOSE FUNDS								
196 Unclaimed Personal Property	\$ 885,069.41		\$ 14,272,842.71	\$ 13,543,346.57	\$ 1,614,565.55	\$ 11,037,719.72	\$ 12,652,285.27	
463 WA College Savings Program	(544,857.19)		51,752.07	67,888.84	(560,993.96)	3,015.18	(557,978.78)	
738 Department of Social and Health Services Trust	53,654.52		53,654.52	53,654.52	
799 WA Achieving a Better Life Experience Program	145,810.65		435.50	146,246.15	146,246.15	
TOTAL PRIVATE PURPOSE FUNDS	\$ 539,677.39		\$ 14,325,030.28	\$ 13,611,235.41	\$ 1,253,472.26	\$ 11,040,734.90	\$ 12,294,207.16	
PENSION TRUST FUNDS								
838 LEOFF Retirement System Benefits Improvement	\$		\$	\$	\$	\$	\$	
TOTAL PENSION TRUST FUNDS	\$		\$	\$	\$	\$	\$	
CUSTODIAL FUNDS								
165 Salary Reduction	\$ 8,540,219.95		\$ 3,980,712.66	\$ 5,207,791.47	\$ 7,313,141.14	\$	\$ 7,313,141.14	

RECEIPTS & DISBURSEMENTS FOR TREASURER'S TRUST FUNDS

		March 1, 2024	March 2024			March 31, 2024		
		Beginning Book Balance	Plus Receipts	Less Disbursements	Ending Book Balance	Outstanding Warrants	Ending Cash Balance	
CUSTODIAL FUNDS (Continued)								
16C	Real Estate/Property Tax Admin Assistance	\$ 33,650.00	\$ 40,077.50	\$ 33,650.00	\$ 40,077.50	\$	\$ 40,077.50	
17A	County 911 Excise Tax	6,355,488.08	(762,966.63)	7,118,454.71	7,118,454.71	
525	Washington State Combined Fund Drive	913,353.87	334,615.84	126,195.39	1,121,774.32	80,956.22	1,202,730.54	
660	Natural Resources Deposit	44,932,543.54	30,619,384.02	26,182,981.01	49,368,946.55	173,046.25	49,541,992.80	
734	Centennial Document Preservation and Modernization	1,286,462.10	132,944.98	1,419,407.08	1,419,407.08	
737	High Occupancy Vehicle	
757	Maritime Historic Restoration and Preservation	5,230.73	1,124.60	6,355.33	6,355.33	
797	Local Tourism Promotion	1,581,511.55	(212,231.79)	1,793,743.34	1,793,743.34	
802	School Employees Salary Reduction	(200,234.79)	2,150,906.55	2,856,841.44	(906,169.68)	(906,169.68)	
TOTAL CUSTODIAL FUNDS		\$ 63,448,225.03	\$ 37,259,766.15	\$ 33,432,260.89	\$ 67,275,730.29	\$ 254,002.47	\$ 67,529,732.76	
TOTAL TREASURER'S TRUST FUNDS		\$ 1,490,977,840.92	\$ 800,431,693.74	\$ 857,762,172.59	\$ 1,433,647,362.07	\$ 29,798,908.76	\$ 1,463,446,270.83	

INVESTMENT STATEMENT

Fund / Account	March 1, 2024	Purchased	Maturities & Sales	Amortization	March 31, 2024
Treasury & Treasurer's Trust					
Investments (trade date basis)	\$ 18,594,365,340.41	\$ 4,565,304,854.39	\$ 6,610,631,777.61	\$ 10,022,655.00	\$ 16,559,061,072.19
Reverse Repurchase Agreements
Purchased Accrued Interest	3,941,450.40	3,190,912.72	1,285,184.72	5,847,178.40
Total Treasury & Treasurer's Trust	<u>\$ 18,598,306,790.81</u>	<u>\$ 4,568,495,767.11</u>	<u>\$ 6,611,916,962.33</u>	<u>\$ 10,022,655.00</u>	<u>\$ 16,564,908,250.59</u>
Local Government Investment Pool					
Investments (trade date basis)	\$ 23,244,351,591.88	\$ 99,397,531,423.89	\$ 101,635,777,000.00	\$ 29,346,788.11	\$ 21,035,452,803.88
Reverse Repurchase Agreements
Purchased Accrued Interest
Total Local Government Investment Pool	<u>\$ 23,244,351,591.88</u>	<u>\$ 99,397,531,423.89</u>	<u>\$ 101,635,777,000.00</u>	<u>\$ 29,346,788.11</u>	<u>\$ 21,035,452,803.88</u>
Separately Managed Accounts					
Investments (trade date basis)	\$ 1,081,573,419.26	\$ 22,775,267.55	\$ 36,572,372.39	\$ 545,649.27	\$ 1,068,321,963.69
Purchased Accrued Interest	106,350.07	68,365.86	4,378.43	170,337.50
Total Separately Managed Accounts	<u>\$ 1,081,679,769.33</u>	<u>\$ 22,843,633.41</u>	<u>\$ 36,576,750.82</u>	<u>\$ 545,649.27</u>	<u>\$ 1,068,492,301.19</u>
Total All Accounts	<u>\$ 42,924,338,152.02</u>	<u>\$ 103,988,870,824.41</u>	<u>\$ 108,284,270,713.15</u>	<u>\$ 39,915,092.38</u>	<u>\$ 38,668,853,355.66</u>

INVESTMENT INTEREST INCOME & CAPITAL GAINS

Fund / Account	March 2024	March 2023	Fiscal Year 2024	Fiscal Year 2023
Treasury & Treasurer's Trust				
Cash	\$ 46,558,628.82	\$ 26,495,816.08	\$ 399,523,404.24	\$ 204,248,089.62
Custody Bank Fees	(37,399.99)	(13,609.43)	(130,068.25)	(109,905.14)
Other Bank Fees	(4,094.45)	(1,904.29)	(21,903.02)	(24,999.61)
Amortization	10,022,655.00	11,975,389.06	104,132,654.52	66,278,097.99
Accrued Interest	2,022,087.09	4,062,185.93	23,132,040.44	28,250,327.81
Gains and Losses	261.28	216,428.05	150,907.74	515,971.05
Total Treasury & Treasurer's Trust	\$ 58,562,137.75	\$ 42,734,305.40	\$ 526,787,035.67	\$ 299,157,581.72
Local Government Investment Pool				
Cash	\$ 57,274,476.18	\$ 44,329,338.45	\$ 625,201,349.22	\$ 310,601,223.82
Amortization	29,346,788.11	24,910,790.04	307,535,334.32	197,233,068.33
Accrued Interest	14,652,802.86	7,451,508.30	12,604,788.86	39,607,917.69
Gains and Losses	365,259.05	42,665.31	1,015,060.77
Total Local Government Investment Pool	\$ 101,274,067.15	\$ 77,056,895.84	\$ 945,384,137.71	\$ 548,457,270.61
Separately Managed Accounts				
Cash	\$ 2,013,878.99	\$ 1,851,292.28	\$ 16,113,944.09	\$ 10,900,644.08
Amortization	545,649.27	181,851.32	4,115,124.42	460,388.99
Accrued Interest	162,959.83	(388,211.92)	1,074,348.44	622,071.72
Gains and Losses	39,101.56	22,539.23
Total Separately Managed Accounts	\$ 2,722,488.09	\$ 1,644,931.68	\$ 21,342,518.51	\$ 12,005,644.02
Total All Accounts	\$ 162,558,692.99	\$ 121,436,132.92	\$ 1,493,513,691.89	\$ 859,620,496.35

**MIKE PELLICCIOTTI
STATE TREASURER
PO BOX 40200
OLYMPIA WA 98504-0200**

