



Washington State Treasurer's Monthly Report

April 2024



MIKE PELLICCIOTTI
State Treasurer

In accordance with the Americans with Disabilities Act, this publication will be made available in alternate formats upon request to the Office of the State Treasurer, Legislative Building, 2nd Floor, Olympia, Washington 98504-0200, telephone (360) 902-9000, fax (360) 902-9037 or TTY Users Call: 7-1-1. Web Site: <http://tre.wa.gov>.

Cover photo taken by Treasurer's Office staff.

TABLE OF CONTENTS

	<i>Page</i>
State Treasurer's Letter	1
General Fund	2
Treasury, Treasurer's Trust & Local Government Investment Pool Flowchart.....	3
Treasury & Treasurer's Trust Charts	4
General Fund & Local Government Investment Pool Charts	5
Receipts & Disbursements for Treasury Funds	6
Receipts & Disbursements for Treasurer's Trust Funds	20
Investment Statement	31
Investment Interest Income & Capital Gains	32



Mike Pellicciotti
State Treasurer

State of Washington
Office of the Treasurer
Legislative Building
P.O. Box 40200
Olympia, Washington 98504

(360) 902-9000 TTY 7-1-1
FAX (360) 902-9037
<http://tre.wa.gov>



Fellow Washingtonians,

I am pleased to report on the operations of the Office of the State Treasurer for the month of April 2024. At the close of the month, the total of the treasury & treasurer's trust book balances was \$17.6 billion with investment earnings distributed for the month of \$56.3 million.

Sincerely,

A handwritten signature in blue ink that reads "Mike Pellicciotti". The signature is fluid and cursive.

Mike Pellicciotti
Washington State Treasurer

GENERAL FUND

CURRENT MONTH AND FISCAL YEAR TO DATE COMPARISON

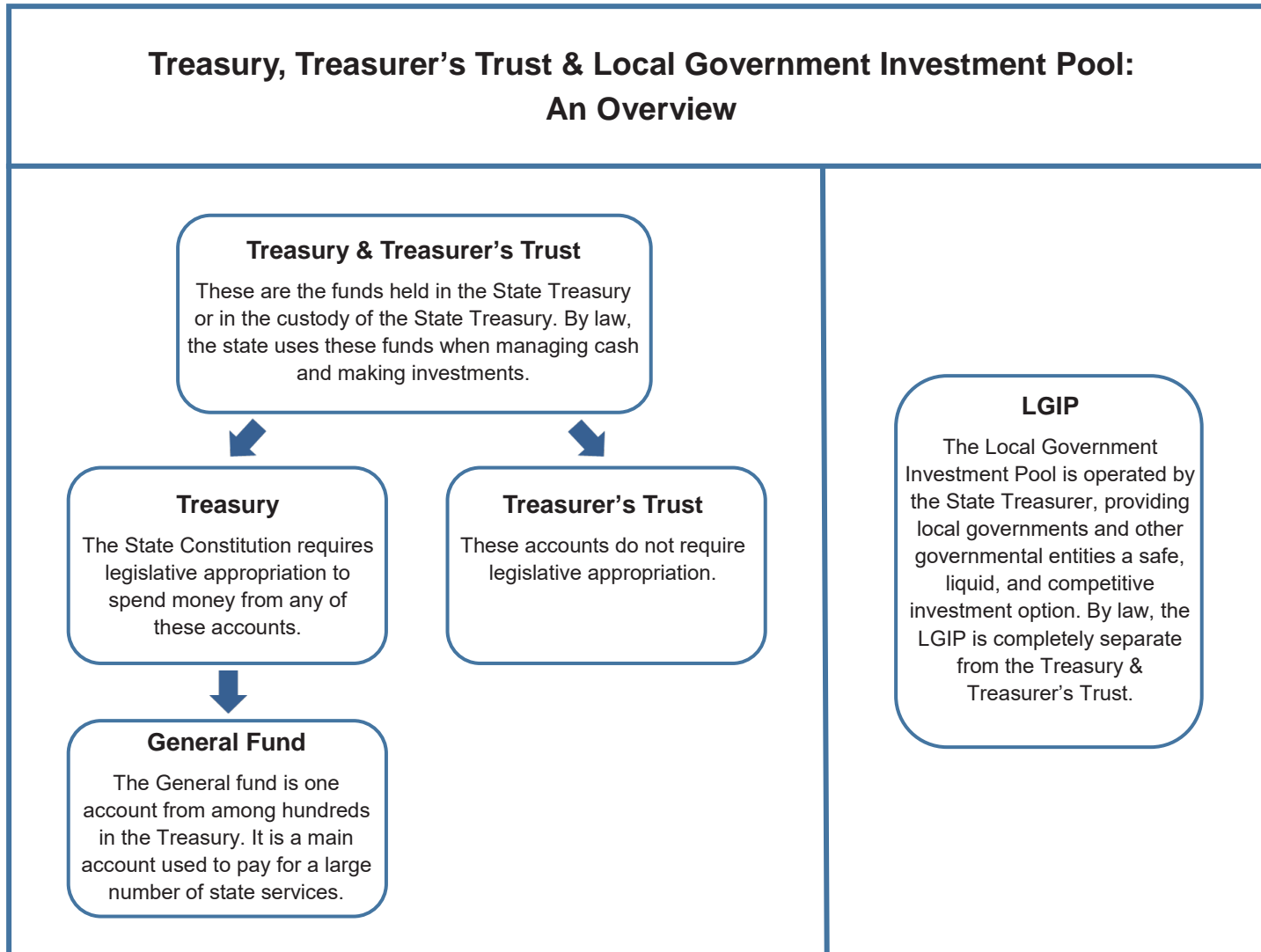
(In Millions)

	Month of April		Fiscal Year to Date	
	2024	2023	2024	2023
Beginning Book Balance	\$ (493.656)	1,466.931	\$ 4,445.348	4,503.455
Cash Revenue	\$ 3,872.953	3,896.755	37,692.091	38,914.164
Other Cash Receipts	444.041	376.120	5,008.773	5,422.505
Total Cash Receipts	4,316.994	4,272.875	42,700.864	44,336.669
Total Cash Disbursements	3,864.605	4,306.481	47,187.479	47,406.799
Ending Book Balance	\$ (41.267)	\$ 1,433.325	(41.267)	1,433.325
Cash Revenue				
Bond Retirement & Interest	\$ 0.000	\$ 0.000	\$ (0.118)	\$ (0.226)
Secretary of State	6.856	5.301	47.181	47.855
Department of Revenue:				
Retail Sales Tax	1,217.572	1,214.340	12,287.393	12,283.251
Business & Occupation Tax	539.972	560.138	5,281.494	5,186.653
Compensating Tax	83.153	83.818	819.302	822.869
Cigarette Tax	18.003	19.122	185.948	226.970
Public Utility Tax	50.649	54.815	444.207	454.513
Various Other Revenue	64.755	39.547	693.760	783.229
Insurance Commission	2.560	5.091	533.091	509.519
Liquor and Cannabis Board	2.414	2.158	125.928	134.985
Department of Licensing:				
Excise Tax - Other	0.016	0.012	0.137	0.123
Various Other Revenue	1.928	2.012	10.337	11.415
Department of Social & Health Services	(11.197)	(4.509)	45.358	45.112
Universities & Colleges	0.099	0.000	(5.285)	0.627
Treasurer's Transfers	(9.436)	37.669	(237.030)	(171.875)
Counties:				
Property Tax	215.232	252.206	2,406.860	2,368.684
Real Estate Excise Tax	109.207	87.784	919.733	1,140.591
Various Other Revenue	3.019	3.141	35.263	28.778
Federal Grants-In-Aid (All Agencies)	1,297.656	1,366.961	13,223.330	14,353.523
Revenues Distributed to Local Governments	(2.136)	(2.205)	(42.825)	(43.299)
Other Agencies' Cash Revenue	282.631	169.354	918.027	730.867
Total Cash Revenue	\$ 3,872.953	\$ 3,896.755	\$ 37,692.091	\$ 38,914.164

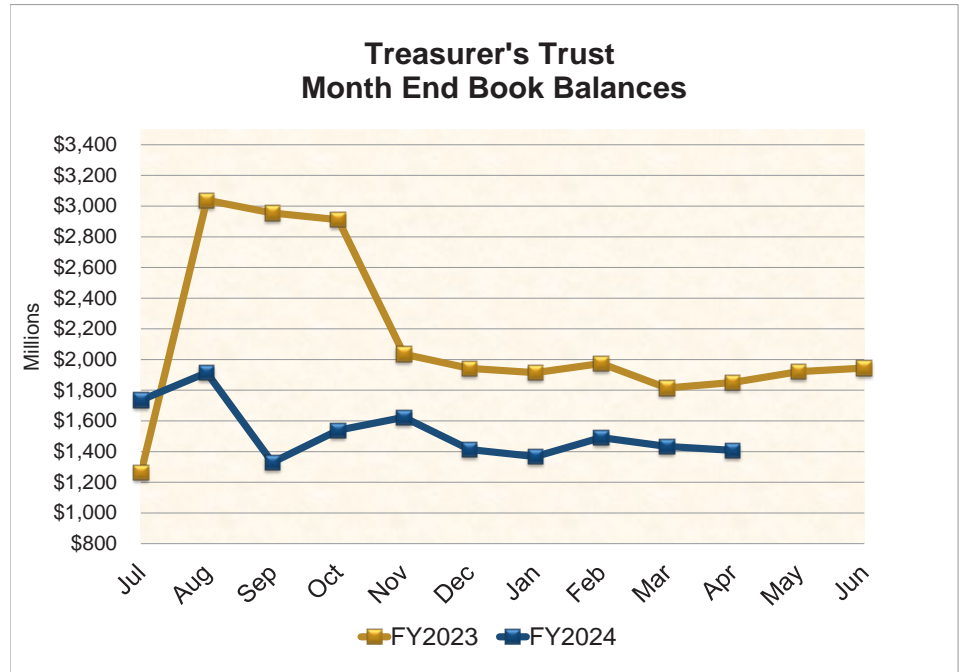
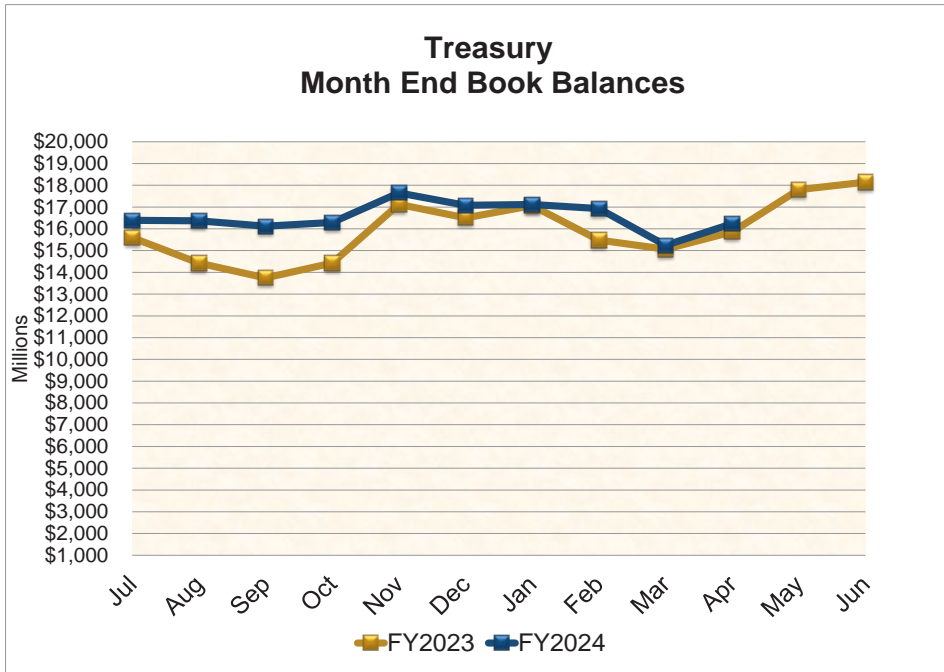
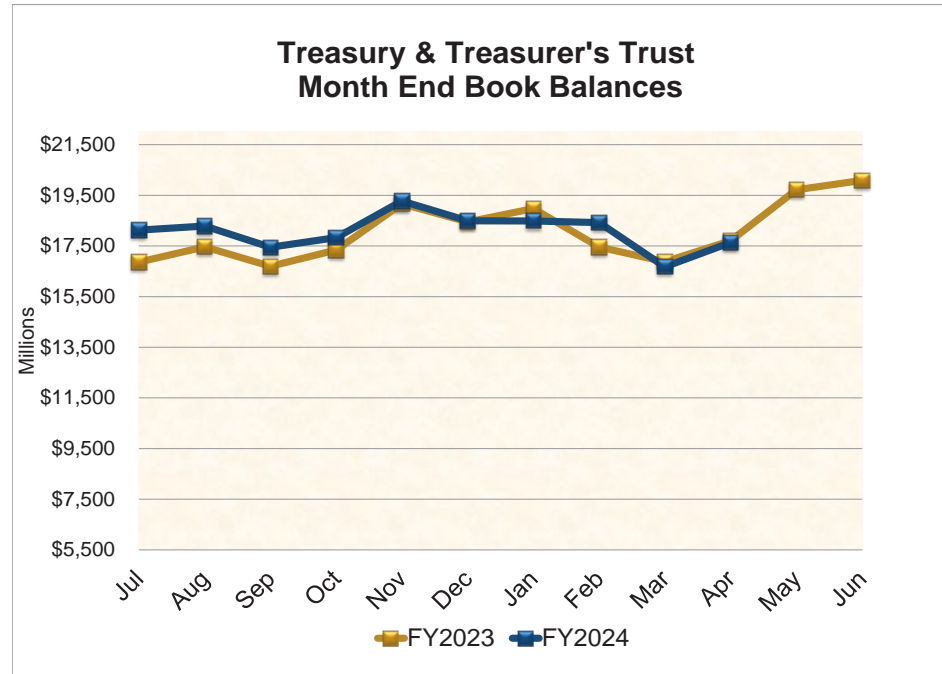
Source: Agency Financial Reporting System (AFRS)

TREASURY, TREASURER'S TRUST & LGIP FLOWCHART

The State Treasurer is charged with the cash management of public funds, which includes two categories of state funds and accounts: (1) funds and accounts located in the state treasury, which are subject to legislative appropriation; and (2) Treasurer's trust funds, which are accounts placed in the custody of the State Treasurer and not typically subject to legislative appropriation. Funds within these accounts are commingled for investment and cash management purposes. This flowchart describes the structure of the Treasury and Treasurer's Trust accounts. Month end balances of these accounts are shown on pages 4 and 5.

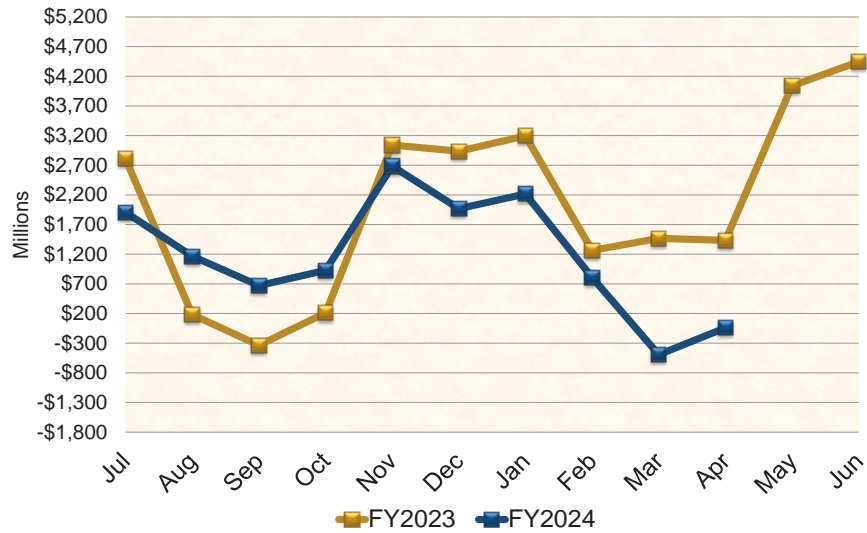


TREASURY & TREASURER'S TRUST CHARTS

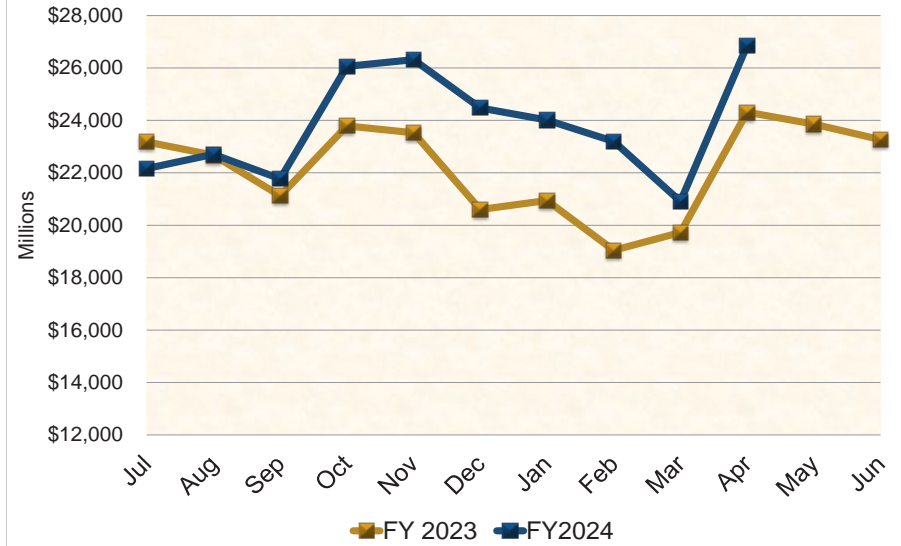


GENERAL FUND & LOCAL GOVERNMENT INVESTMENT POOL CHARTS

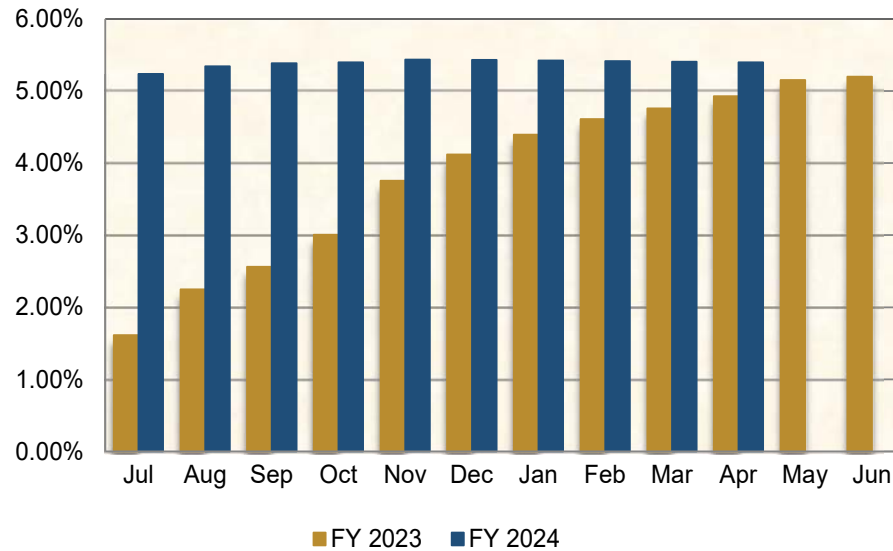
General Fund Month End Book Balances



Local Government Investment Pool Month End Book Balances



LGIP Net Yield (365 day basis)



RECEIPTS & DISBURSEMENTS FOR TREASURY FUNDS

		April 1, 2024	April 2024		April 30, 2024		
		Beginning Book Balance	Plus Receipts	Less Disbursements	Ending Book Balance	Outstanding Warrants	Ending Cash Balance
GENERAL FUND							
001	General	\$ (493,656,449.75)	\$ 4,316,993,629.95	\$ 3,864,604,872.65	\$ (41,267,692.45)	\$ 62,318,872.01	\$ 21,051,179.56
018	Millersylvania Park Current	210.50	210.50	210.50
01E	Geothermal	101,167.70	(4,474.32)	(4,474.32)	101,167.70	101,167.70
01N	Institutional Impact	19,144.72	19,144.72	19,144.72
02P	Flood Control Assistance	3,532,041.83	116,161.39	3,415,880.44	3,415,880.44
031	State Investment Board Expense	7,773,625.13	2,434,142.85	2,685,042.95	7,522,725.03	278.00	7,523,003.03
032	State Emergency Water Projects Revolving	221,616.92	221,616.92	221,616.92
03A	Excess Earnings
03L	County Criminal Justice Assistance	3,426,305.53	16,287,782.49	15,938,605.61	3,775,482.41	103.73	3,775,586.14
03M	Municipal Criminal Justice Assistance	638,267.78	6,456,690.21	6,325,357.85	769,600.14	51.86	769,652.00
051	State and Local Improvements Revolving	26,744.33	(26,744.33)
055	State & Local Improve Revolving (Waste Disp Facilities, 1980)	2,639.01	(2,639.01)
05C	Criminal Justice Treatment	5,892,809.02	2,989,871.50	959,253.61	7,923,426.91	7,923,426.91
05M	Tourism Development and Promotion
070	Outdoor Recreation	(30,464.21)	322,258.42	531,583.23	(239,789.02)	(239,789.02)
072	State & Local Improve Revolving (Water Supply Facilities)	831,205.60	831,205.60	831,205.60
09C	Farm and Forest	430,329.07	430,329.07
09G	Riparian Protection
09R	Economic Development Strategic Reserve	9,755,826.03	1,941,942.11	123,034.61	11,574,733.53	286.37	11,575,019.90
10K	Veterans Innovation Program	14,382.82	14,382.82	14,382.82
10P	Columbia River Basin Water Supply Development	3,473,492.74	10,843.28	12,798.55	3,471,537.47	3,471,537.47
10T	Hood Canal Aquatic Rehabilitation Bond
125	Site Closure	39,952,933.68	143,392.42	7,627.26	40,088,698.84	1,968.00	40,090,666.84
12J	Boating Activities
12K	Puget Sound Scientific Research
12R	Independent Youth Housing
14B	Budget Stabilization	667,971,379.29	2,077,819.10	670,049,198.39	670,049,198.39
14C	Puget Sound Recovery
14H	Community Preservation & Development Authority	2,582,907.00	2,748.50	2,580,158.50	2,580,158.50
15J	Building Communities
15K	Columbia River Water Delivery	16,173.66	16,173.66	16,173.66
15R	Evergreen Job Training
16V	Water Rights Processing	87,587.33	87,587.33	87,587.33

RECEIPTS & DISBURSEMENTS FOR TREASURY FUNDS

		April 1, 2024	April 2024		April 30, 2024		
		Beginning Book Balance	Plus Receipts	Less Disbursements	Ending Book Balance	Outstanding Warrants	Ending Cash Balance
GENERAL FUND (Continued)							
177	Judicial Retirement Administrative	\$	\$	\$	\$	\$	\$
17C	Opportunity Express Account	62,171.42	62,171.42	62,171.42
17F	Washington Opportunity Pathways	89,170,234.85	6,801,574.45	21,445,584.40	74,526,224.90	137,005.22	74,663,230.12
18H	Opportunity Expansion	326.64	326.64	326.64
19K	Yakima Integrated Plan Implementation
19L	Charter Schools Oversight	1,137,612.10	188,652.81	148,416.02	1,177,848.89	1,177,848.89
19N	Diesel Idle Reduction
20C	Yakima Integrated Plan Implementation Taxable Bond
20F	Invest in Washington	92,828.03	92,828.03	92,828.03
21B	Chehalis Basin
21P	Sexual Assault Prevention and Response
21R	DCYF Contracted Services Performance Improvement
22C	Early Learning Facilities Revolving	(181,146.98)	191,710.04	10,563.06
22D	Early Learning Facilities Development	(867,258.91)	2,081,191.95	1,289,155.89	(75,222.85)	3,364.02	(71,858.83)
22T	Statewide Tourism Marketing	7,772,984.22	239,536.06	1,054,204.02	6,958,316.26	6,958,316.26
23H	Defense Community Compatibility
23J	Statewide Broadband	31,059,065.94	96,638.50	24,122.23	31,131,582.21	53.28	31,131,635.49
244	Habitat Conservation	(883,605.34)	2,076,608.53	1,196,494.53	(3,491.34)	(3,491.34)
24H	Career Connected Learning
24M	Climate Resiliency
24U	Sustainable Farms and Fields
253	Education Construction	23,513.49	73.14	23,586.63	23,586.63
25C	Elementary & Secondary School Emergency Relief III	(789,063.03)	29,782,082.61	29,498,200.79	(505,181.21)	480,543.91	(24,637.30)
25D	Manufacturing and Warehousing Job Centers	1,080,252.37	1,080,252.37	1,080,252.37
25F	Forest Resiliency	424,053.24	181,280.85	242,772.39	837.35	243,609.74
25G	Manufacturing Cluster Acceleration	2,798,000.00	2,798,000.00	2,798,000.00
25H	Fair Start for Kids
25P	Wildfire Response, Forest Restoration, and Community Resilience	27,234,216.70	214.70	3,354,778.60	23,879,652.80	145,347.17	24,024,999.97
26H	Washington State Leadership Board	186,939.62	44,543.50	96,643.30	134,839.82	475.90	135,315.72
26K	School Seismic Safety Grant Program
26R	Clean Energy Transition Workforce
26T	Washington Student Loan	96,156,965.12	299,109.79	96,456,074.91	96,456,074.91

RECEIPTS & DISBURSEMENTS FOR TREASURY FUNDS

		April 1, 2024	April 2024		April 30, 2024		
		Beginning Book Balance	Plus Receipts	Less Disbursements	Ending Book Balance	Outstanding Warrants	Ending Cash Balance
GENERAL FUND (Continued)							
26U	Apple Health and Homes	\$ 94,308,712.93	\$	\$ 5,113,031.26	\$ 89,195,681.67	\$ 20,923.79	\$ 89,216,605.46
26V	Capital Community Assistance	294,455,897.67	8,686,820.49	285,769,077.18	454,738.98	286,223,816.16
27A	Energy Efficiency Revolving Loan Capital
27B	Electric Vehicle Incentive	118,758,877.71	22,998.68	118,735,879.03	118,735,879.03
27C	Community Reinvestment	197,839,658.28	1,529,718.53	196,309,939.75	48,744.36	196,358,684.11
27F	State Lands Dev Authority Capital
27G	State Lands Dev Authority Operating
27K	Digital Equity
28E	Emergency Drought Response	2,944,541.57	6,132.28	2,938,409.29	2,938,409.29
28K	State Crime Victim & Witness Assistantance	500,000.00	2,000,000.00	2,500,000.00
291	Education Savings
355	State Taxable Building Construction	49,779,312.89	(191,791.35)	5,684,506.27	43,903,015.27	479.52	43,903,494.79
359	School Constr & Skill Ctrs Bldg	790,558.47	790,558.47	790,558.47
489	Pension Funding Stabilization	14,637,009.23	45,530.48	2,591,193.23	12,091,346.48	12,091,346.48
548	LEOFF System Plan 2 Expense	123,487.16	160,844.52	153,530.31	130,801.37	124.06	130,925.43
706	Coronavirus State Fiscal Recovery Fund	800,280,995.23	(236,073.88)	29,590,300.65	770,454,620.70	172,964.70	770,627,585.40
707	Washington Rescue Plan Transition	2,100,000,000.00	2,100,000,000.00	2,100,000,000.00
828	Tobacco Prevention and Control	723,039.62	2,275.01	13,411.00	711,903.63	711,903.63
830	Agricultural College Trust Management	1,545,592.99	169,767.08	1,375,825.91	185.11	1,376,011.02
TOTAL GENERAL FUND		\$ 4,183,799,319.89	\$ 4,393,637,564.60	\$ 4,006,093,794.43	\$ 4,571,343,090.06	\$ 63,787,347.34	\$ 4,635,130,437.40
SPECIAL REVENUE FUNDS							
002	Hospital Data Collection	\$ 336,944.49	\$ 1,777.74	\$ 22,564.51	\$ 316,157.72	\$	\$ 316,157.72
003	Architects' License	1,340,670.14	68,440.09	29,456.39	1,379,653.84	1,379,653.84
007	Winter Recreational Program	4,037,311.03	91,700.00	306,935.67	3,822,075.36	15,381.98	3,837,457.34
014	Forest Development	14,072,739.11	8,150.61	1,652,198.08	12,428,691.64	2,428.41	12,431,120.05
01B	ORV & Non-Highway Vehicle Account	1,226,578.04	261,390.82	467,941.23	1,020,027.63	371.32	1,020,398.95
01M	Snowmobile	3,261,564.02	28,102.47	390,620.70	2,899,045.79	63,901.92	2,962,947.71
024	Professional Engineers'	1,837,975.46	172,410.04	170,142.37	1,840,243.13	514.00	1,840,757.13
025	Pilotage	329,877.38	212,630.33	160,546.77	381,960.94	181.95	382,142.89
026	Real Estate Commission	8,298,246.64	578,136.79	414,622.68	8,461,760.75	344.00	8,462,104.75
027	Reclamation	6,646,336.84	138,739.27	263,397.09	6,521,679.02	324.76	6,522,003.78
02A	Surveys and Maps	399,767.06	71,447.69	98,378.82	372,835.93	372,835.93
02G	Health Professions	41,120,842.68	4,011,582.61	5,606,766.75	39,525,658.54	160,739.68	39,686,398.22

RECEIPTS & DISBURSEMENTS FOR TREASURY FUNDS

		April 1, 2024	April 2024		April 30, 2024		
		Beginning Book Balance	Plus Receipts	Less Disbursements	Ending Book Balance	Outstanding Warrants	Ending Cash Balance
SPECIAL REVENUE FUNDS (Continued)							
02H	Business Enterprises Revolving	\$ 712,408.59	\$ 108,520.08	\$ 19,421.74	\$ 801,506.93	\$	\$ 801,506.93
02J	Certified Public Accountants'	4,065,353.24	452,625.31	187,483.83	4,330,494.72	230.00	4,330,724.72
02K	Death Investigations	(650,583.01)	682,047.86	306,128.56	(274,663.71)	28,481.89	(246,181.82)
02M	Essential Rail Assistance	1,725,057.86	397,254.94	6,347.36	2,115,965.44	2,115,965.44
02N	Parkland Acquisition	642,645.90	301,599.81	341,046.09	341,046.09
02R	Aquatic Lands Enhancement	16,908,714.84	7,925.98	(1,682,401.82)	18,599,042.64	125,613.52	18,724,656.16
02W	Timber Tax Distribution	229,150.47	893,304.76	258,416.47	864,038.76	17,430.73	881,469.49
030	Landowner Contingency Forest Fire Suppression	2,785,455.53	1,289.36	(306,769.51)	3,093,514.40	3,093,514.40
039	Aeronautics	12,895,206.10	617,093.18	319,476.22	13,192,823.06	98,970.79	13,291,793.85
03B	Asbestos	1,304,429.78	36,768.00	25,162.24	1,316,035.54	1,316,035.54
03C	Emergency Medical Services and Trauma Care System Trust	8,300,728.07	922,815.21	1,636,844.17	7,586,699.11	150,716.58	7,737,415.69
03F	911 Account	15,936,847.95	2,467,750.42	2,915,622.53	15,488,975.84	141,112.73	15,630,088.57
03N	Business License	11,893,382.98	3,663,370.35	3,533,924.29	12,022,829.04	73,241.30	12,096,070.34
03P	Fire Service Trust	757,449.05	3,125.00	1,312.07	759,261.98	759,261.98
03R	Safe Drinking Water	6,948,070.19	175,795.91	253,347.98	6,870,518.12	3,109.96	6,873,628.08
041	Resource Management Cost	38,876,355.35	145,719.73	(1,374,168.49)	40,396,243.57	30,304.32	40,426,547.89
042	Charitable, Educational, Penal, and Reformatory Institutions	12,634,708.49	41,087.50	(598,025.67)	13,273,821.66	7,083.74	13,280,905.40
044	Waste Reduction, Recycling, and Litter Control	14,221,950.95	1,412,994.03	1,100,909.92	14,534,035.06	53,191.78	14,587,226.84
045	State Vehicle Parking	631,073.12	431,572.99	245,918.05	816,728.06	816,728.06
048	Marine Fuel Tax Refund	260,362.45	260,362.45	260,362.45
04E	Uniform Commercial Code	3,542,785.54	(32,204.00)	66,919.20	3,443,662.34	3,443,662.34
04H	Surface Mining Reclamation	2,207,480.28	368.39	26,460.18	2,181,388.49	266.88	2,181,655.37
04M	Recreational Fisheries Enhancement	872,848.28	381,264.17	330,574.46	923,537.99	239.69	923,777.68
04R	Drinking Water Assistance	181,301,697.81	1,249,762.91	3,845,743.66	178,705,717.06	176,342.98	178,882,060.04
04V	Vehicle License Fraud	524,381.92	4,976.72	529,358.64	529,358.64
04W	Waterworks Operator Certification	1,277,752.79	20,086.00	55,643.97	1,242,194.82	987.32	1,243,182.14
058	Public Works Assistance	136,338,755.21	12,186,719.67	4,449,703.61	144,075,771.27	58,096.88	144,133,868.15
05H	Disaster Response	(250,103,224.46)	4,858,532.24	32,201,986.31	(277,446,678.53)	35,103.56	(277,411,574.97)
05R	Drinking Water Assistance Administrative	3,990,010.65	32,048.44	66,524.50	3,955,534.59	3,955,534.59
05W	State Drought Preparedness	12,926,501.99	32,823.82	12,893,678.17	12,893,678.17
06A	Salmon Recovery	99,183,276.08	(105,708.00)	603,054.55	98,474,513.53	98,474,513.53
06G	Real Estate Appraiser Commission	263,831.34	58,390.05	64,853.18	257,368.21	150.00	257,518.21
06K	Lead Paint	205,588.21	8,261.35	2,986.49	210,863.07	175.00	211,038.07

RECEIPTS & DISBURSEMENTS FOR TREASURY FUNDS

		April 1, 2024	April 2024		April 30, 2024		
		Beginning Book Balance	Plus Receipts	Less Disbursements	Ending Book Balance	Outstanding Warrants	Ending Cash Balance
SPECIAL REVENUE FUNDS (Continued)							
06L	Business and Professions	\$ 12,168,628.10	\$ 1,143,823.27	\$ 560,200.26	\$ 12,752,251.11	\$ 4,916.00	\$ 12,757,167.11
06R	Real Estate Research	956,339.30	20,100.00	976,439.30	360.00	976,799.30
06T	License Plate Technology	1,956,731.06	155,811.66	(406.06)	2,112,948.78	19.97	2,112,968.75
071	Warm Water Game Fish	1,222,716.00	316,610.33	162,329.80	1,376,996.53	501.79	1,377,498.32
07W	Domestic Violence Prevention	2,511,187.22	62,638.73	108,578.63	2,465,247.32	2,465,247.32
080	Grade Crossing Protective	259,770.16	808.05	260,578.21	260,578.21
081	State Patrol Highway	47,925,845.18	25,655,849.32	22,763,188.32	50,818,506.18	135,154.23	50,953,660.41
082	Motorcycle Safety Education	4,389,997.34	202,716.48	88,042.20	4,504,671.62	570.00	4,505,241.62
084	Building Code Council	1,270,063.10	86,400.12	107,408.09	1,249,055.13	1,249,055.13
086	Fire Service Training	(2,884,005.50)	5,943.07	535,393.37	(3,413,455.80)	95,340.66	(3,318,115.14)
087	Park Land Trust Revolving	2,911,262.19	238,558.84	235,656.81	2,914,164.22	41.99	2,914,206.21
08A	Education Legacy Trust	1,227,133,850.10	461,190,123.82	30,716,633.62	1,657,607,340.30	3,210,950.07	1,660,818,290.37
08H	Military Department Rental and Lease	4,856,542.65	53,557.83	10,366.66	4,899,733.82	4,899,733.82
08K	Problem Gambling	1,503,583.39	254,662.02	70,673.33	1,687,572.08	1,687,572.08
08M	Small City Pavement and Sidewalk	3,731,323.45	78,254.49	214.68	3,809,363.26	3,809,363.26
08R	Waste Tire Removal	3,185,690.58	350,554.56	12,319.60	3,523,925.54	3,523,925.54
094	Transportation Infrastructure	12,344,691.94	(290,108.15)	485,416.23	11,569,167.56	11,569,167.56
095	Electrical License	16,803,209.87	3,130,445.75	2,998,937.31	16,934,718.31	36,679.93	16,971,398.24
096	Highway Infrastructure	2,618,672.39	8,145.75	2,626,818.14	2,626,818.14
097	Recreational Vehicle	4,766,867.38	86,936.10	2,142.22	4,851,661.26	3.25	4,851,664.51
099	Puget Sound Capital Construction	74,365,188.18	7,225,549.62	18,404,606.39	63,186,131.41	257,266.96	63,443,398.37
09E	Freight Mobility Investment	15,474,715.54	45,222.38	32,650.04	15,487,287.88	15,487,287.88
09H	Transportation Partnership	(48,669,906.65)	626,385.06	573,581.55	(48,617,103.14)	1,406.00	(48,615,697.14)
09P	City-County Assistance	2,020.02	1,266,431.39	1,268,451.41	1,268,451.41
09T	Washington Main Street Trust Fund	56,138.16	500.00	56,638.16	56,638.16
102	Rural Arterial Trust	21,590,291.09	1,375,977.01	646,360.92	22,319,907.18	11.63	22,319,918.81
104	Limited Fish And Wildlife	8,237,648.15	3,219,370.94	1,809,296.09	9,647,723.00	13,044.30	9,660,767.30
106	Highway Safety	24,065,940.34	11,207,732.97	14,559,750.30	20,713,923.01	69,516.77	20,783,439.78
107	Liquor Excise Tax	15,109,191.48	1,348,737.52	11,545,315.39	4,912,613.61	391.96	4,913,005.57
108	Motor Vehicle	269,557,153.34	191,872,414.26	157,015,248.23	304,414,319.37	4,093,141.70	308,507,461.07
109	Puget Sound Ferry Operations	(13,428,091.15)	46,672,545.73	30,739,329.59	2,505,124.99	137,812.28	2,642,937.27
10A	Aquatic Algae Control	670,211.51	21,475.00	96.04	691,590.47	691,590.47
10B	Home Security Fund	135,742,187.98	5,408,840.28	4,870,796.77	136,280,231.49	66,271.57	136,346,503.06
10G	Water Rights Tracking System	395,742.23	395,742.23	395,742.23

RECEIPTS & DISBURSEMENTS FOR TREASURY FUNDS

	April 1, 2024		April 2024		April 30, 2024		
	Beginning Book Balance	Plus Receipts	Less Disbursements	Ending Book Balance	Outstanding Warrants	Ending Cash Balance	
SPECIAL REVENUE FUNDS (Continued)							
110 Special Wildlife	\$ 10,691,742.97	\$ 401,958.05	\$ 304,151.76	\$ 10,789,549.26	\$ 2,597.74	\$ 10,792,147.00	
111 Public Service Revolving	14,107,213.39	31,310,391.25	2,084,321.07	43,333,283.57	71,005.59	43,404,289.16	
113 Common School Construction	385,369,044.69	1,793,858.61	(4,441,702.71)	391,604,606.01	4,256.90	391,608,862.91	
116 Basic Data	212,208.81	212,208.81	212,208.81	
119 Unemployment Compensation Administration	(143,487.54)	18,800,449.21	18,793,794.16	(136,832.49)	2,887,362.89	2,750,530.40	
11B Regional Mobility Grant Program	85,567,018.23	(1,927,140.66)	242,619.14	83,397,258.43	83,397,258.43	
11E Freight Mobility Multimodal	20,058,985.66	59,431.60	20,118,417.26	20,118,417.26	
11H Forest and Fish Support	5,831,988.04	418,151.26	231,134.03	6,019,005.27	29,873.72	6,048,878.99	
11K Washington Auto Theft Prevention Authority	5,401,674.34	(1,070.00)	543,915.81	4,856,688.53	4,856,688.53	
120 Administrative Contingency	46,185,880.61	1,202,462.34	726,947.45	46,661,395.50	46,661,395.50	
12C Affordable Housing For All	38,478,016.84	1,342,090.95	3,881,517.47	35,938,590.32	140,318.97	36,078,909.29	
12M Charitable Organization Education	1,341,013.46	32,020.00	92,210.00	1,280,823.46	1,280,823.46	
12T Traumatic Brain Injury	1,062,791.27	147,163.85	111,272.43	1,098,682.69	1,098,682.69	
134 Employment Services Administrative	59,799,159.22	406,089.11	5,345,959.82	54,859,288.51	38,141.60	54,897,430.11	
138 Insurance Commissioner's Regulatory	22,955,788.92	28,804.88	3,005,380.28	19,979,213.52	15,979.66	19,995,193.18	
144 Transportation Improvement	83,804,863.73	6,671,415.63	5,087,427.76	85,388,851.60	14,104.27	85,402,955.87	
146 Firearms Range	1,810,673.29	31,451.76	1,842,125.05	1,842,125.05	
14A Wildlife Rehabilitation	371,728.57	15,270.05	15,824.09	371,174.53	27.42	371,201.95	
14G Ballast Water and Biofouling Management	31,110.30	49.09	481.52	30,677.87	42.36	30,720.23	
14M Financial Fraud & ID Theft	2,693,192.02	235,470.00	274,795.02	2,653,867.00	2,653,867.00	
14R Military Active State Service	419,200.81	2,616.71	416,584.10	758.39	417,342.49	
14V Ignition Interlock Device	2,629,634.74	871,859.25	337,748.49	3,163,745.50	3,163,745.50	
150 Low-Income Weatherization/ Structural Rehabilitation Assistance	1,541,365.90	4,794.64	1,546,160.54	1,546,160.54	
153 Rural Mobility Grant Program	10,532,422.47	24,013.82	177,749.12	10,378,687.17	10,378,687.17	
154 New Motor Vehicle Arbitration	1,355,158.56	137,891.00	57,683.67	1,435,365.89	6.00	1,435,371.89	
158 Aquatic Land Dredged Material Disposal Site	387,775.65	15.35	54,659.90	333,131.10	333,131.10	
159 Parks Improvement	198,082.23	60,528.96	28,623.37	229,987.82	7,485.00	237,472.82	
15H Cleanup Settlement	49,633,903.32	155,535.42	37,794.73	49,751,644.01	49,751,644.01	
15M Biotoxin	600,352.23	224,415.08	79,738.38	745,028.93	814.99	745,843.92	
160 Wood Stove Education and Enforcement	650,009.75	14,319.99	24,213.52	640,116.22	640,116.22	
162 Farm Labor Contractor	172,548.54	7,690.00	180,238.54	180,238.54	
167 Natural Resources Conservation Areas Stewardship	372,180.14	46.05	(17,437.52)	389,663.71	389,663.71	
16A Judicial Stabilization Trust	92,179,788.39	335,963.01	698,440.20	91,817,311.20	212,133.23	92,029,444.43	

RECEIPTS & DISBURSEMENTS FOR TREASURY FUNDS

		April 1, 2024	April 2024		April 30, 2024		
		Beginning Book Balance	Plus Receipts	Less Disbursements	Ending Book Balance	Outstanding Warrants	Ending Cash Balance
SPECIAL REVENUE FUNDS (Continued)							
16J	SR 520 Corridor	\$ 123,483,417.73	\$ (4,079,102.78)	\$ (5,273,057.71)	\$ 124,677,372.66	\$ 204,048.64	\$ 124,881,421.30
16M	Appraisal Management Company	994,943.32	11,850.00	11,602.84	995,190.48	995,190.48
16P	Marine Resources Stewardship Trust	16.43	0.05	16.48	16.48
16W	Hospital Safety Net Assessment	47,729,838.13	645,904.65	21,302,066.94	27,073,675.84	27,073,675.84
172	Basic Health Plan Trust	6,900,554.00	6,900,554.00	6,900,554.00
176	Water Quality Permit	32,800,082.37	1,893,317.08	2,644,818.29	32,048,581.16	50,933.55	32,099,514.71
17B	Home Visiting Services	9,578,671.04	766,616.62	1,757,535.56	8,587,752.10	91,340.55	8,679,092.65
17N	Complete Streets Grant Program	8,697,856.00	8,697,856.00	8,697,856.00
17P	SR520 Civil Penalties	10,713,568.27	28,702.21	(456,855.06)	11,199,125.54	7,772.33	11,206,897.87
17T	Health Benefit Exchange	12,624,993.56	96,753.90	3,679,057.48	9,042,689.98	9,042,689.98
17W	Limousine Carriers	79,078.42	79,078.42	79,078.42
182	Underground Storage Tank	3,579,791.05	173,965.49	211,027.49	3,542,729.05	2,488.10	3,545,217.15
186	County Arterial Preservation	1,080,823.73	1,014,336.16	1,618,621.77	476,538.12	23.26	476,561.38
18J	Capital Vessel Replacement	24,760,443.12	2,476,048.27	230,986.01	27,005,505.38	300.16	27,005,805.54
18L	Hydraulic Project Approval
199	Biosolids Permit	840,390.89	560,491.15	114,275.33	1,286,606.71	273.00	1,286,879.71
19A	Medicaid Fraud Penalty	28,073,022.03	11,558.27	263,032.61	27,821,547.69	40,121.66	27,861,669.35
19C	Forest Practice Application	352,113.61	168.85	4,956.50	347,325.96	3,333.48	350,659.44
19T	DOL Technology Improvement and Data Management	969,952.12	60,076.83	22,499.41	1,007,529.54	1,007,529.54
19V	Andy Hill Cancer Research Endowment Fund	20,029,918.17	592,874.00	254,115.41	20,368,676.76	20,368,676.76
200	Regional Fisheries Enhancement Salmonid Recovery	(159,146.05)	72,585.96	198,934.12	(285,494.21)	(285,494.21)
201	Department of Licensing Services	2,798,120.45	320,000.23	75,750.72	3,042,369.96	39.66	3,042,409.62
202	Medical Test Site Licensure	1,275,384.20	(649.57)	134,674.52	1,140,060.11	1,140,060.11
204	Volunteer Fire Fighters' and Reserve Officers' Administrative	5,039,321.57	16,376.78	149,078.09	4,906,620.26	343.70	4,906,963.96
207	Hazardous Waste Assistance	4,276,765.29	3,630.00	388,821.72	3,891,573.57	46,271.00	3,937,844.57
20H	Connecting Washington	475,617,062.83	20,059,445.55	78,209,148.20	417,467,360.18	124,708.58	417,592,068.76
20J	Electric Vehicle	12,088,166.18	(1,276,434.39)	27,412.13	10,784,319.66	1,481.25	10,785,800.91
20M	Puget Sound Taxpayer Accountability	1,665,445.61	538,565.96	2,204,011.57	2,204,011.57
20N	Transportation Future Funding Program	13,916,246.21	15,043,289.57	28,959,535.78	28,959,535.78
20R	Radioactive Mixed Waste	1,022,927.57	1,430,000.00	915,270.73	1,537,656.84	4,995.41	1,542,652.25
20T	PLIA Underground Storage Tank Revolving	30,626,469.39	95,789.42	115,799.28	30,606,459.53	30,606,459.53
215	Special Category C	32,666,362.30	571,125.18	2,099,282.18	31,138,205.30	5,221.53	31,143,426.83
216	Air Pollution Control	5,980,023.61	107,338.25	216,047.46	5,871,314.40	2,012.64	5,873,327.04

RECEIPTS & DISBURSEMENTS FOR TREASURY FUNDS

		April 1, 2024	April 2024		April 30, 2024		
		Beginning Book Balance	Plus Receipts	Less Disbursements	Ending Book Balance	Outstanding Warrants	Ending Cash Balance
SPECIAL REVENUE FUNDS (Continued)							
217	Oil Spill Prevention	\$ 9,935,552.83	\$ 393,901.14	\$ 455,489.56	\$ 9,873,964.41	\$ 505.80	\$ 9,874,470.21
218	Multimodal Transportation	342,818,989.59	16,172,359.64	9,417,232.76	349,574,116.47	74,821.64	349,648,938.11
21E	Concealed Pistol License Renewal	565,516.27	12,231.24	577,747.51	577,747.51
21H	Wastewater Treatment Plant Operator Certification	475,839.24	4,946.00	15,092.59	465,692.65	205.00	465,897.65
21M	Distracted Driving Prevention	60,095.16	2,885.99	62,981.15	62,981.15
21S	Aquatic Invasive Species Management	73,166.73	47,535.54	43,736.73	76,965.54	428.83	77,394.37
21V	Construction Registration Inspection	5,368,882.83	1,348,177.00	1,213,917.08	5,503,142.75	10,113.73	5,513,256.48
222	Freshwater Aquatic Weeds	1,204,839.11	57,015.00	15,940.74	1,245,913.37	15.00	1,245,928.37
223	State Oil Spill Response	4,846,843.32	95,732.83	23,795.74	4,918,780.41	4,918,780.41
22J	Abandoned Recreational Vehicle Disposal	2,291,390.73	157,081.99	55,047.20	2,393,425.52	4,804.50	2,398,230.02
22M	Energy Efficiency	5,030,291.30	13.38	5,030,277.92	5,030,277.92
22R	Internet Consumer Access
22U	Secure Drug Take-Back Program	247,809.06	41,087.90	206,721.16	206,721.16
22W	Public Disclosure Transparency	7,896,553.35	7,521.53	30,148.78	7,873,926.10	350.00	7,874,276.10
234	Public Works Administration	8,791,597.10	581,626.37	818,761.87	8,554,461.60	33,363.82	8,587,825.42
235	Youth Tobacco & Vapor Product Prevention	1,415,277.49	146,274.60	176,914.68	1,384,637.41	8,522.14	1,393,159.55
237	Recreation Access Pass	2,767,311.17	193,014.83	150.00	2,960,176.00	210.00	2,960,386.00
23G	Vulnerable Roadway User Education	26,273.54	414.26	26,687.80	26,687.80
23N	Model Toxics Control Capital	247,970,216.37	8,879,367.45	4,216,753.91	252,632,829.91	132,452.39	252,765,282.30
23P	Model Toxics Control Operating	66,426,220.80	16,860,786.78	11,863,838.12	71,423,169.46	216,818.12	71,639,987.58
23R	Model Toxics Control Stormwater	78,077,894.48	4,069,936.38	2,773,083.35	79,374,747.51	2,281.66	79,377,029.17
23S	Puget Sound Gateway Facility	3,707.79	11.53	3,719.32	3,719.32
23T	Congestion Relief Traffic Safety	160,299.77	1,283.43	161,583.20	161,583.20
23V	Voluntary Cleanup	962,969.22	37,871.69	41,524.84	959,316.07	26,665.00	985,981.07
23W	Paint Product Stewardship	83,241.26	158.21	83,083.05	83,083.05
24B	Foundational Public Health Services	29,152,805.34	592,874.96	3,527,020.47	26,218,659.83	365,125.52	26,583,785.35
24J	Workforce Education Investment	301,698,082.90	9,021,182.67	27,966,494.50	282,752,771.07	215,075.43	282,967,846.50
24K	Agency Financial Transaction	4,591,909.39	851,745.86	338,435.24	5,105,220.01	3.00	5,105,223.01
24L	Ambulance Transport	6,136,412.13	1,871,687.94	605,165.77	7,402,934.30	7,402,934.30
24N	Fish, Wildlife, and Conservation	1,819,154.56	6,438,791.39	(2,877,002.32)	11,134,948.27	290,802.75	11,425,751.02
24P	Insurance Commissioner's Fraud	1,214,814.53	146,531.86	1,068,282.67	2,601.97	1,070,884.64
24Q	Cooper Jones Active Transportation Safety	1,639,286.21	80,908.90	6,125.00	1,714,070.11	1,714,070.11
24V	Telebehavioral Health Access	544,310.25	70,132.74	168,457.04	445,985.95	445,985.95
25M	State Health Care Affordability	43,400,631.65	43,400,631.65	43,400,631.65

RECEIPTS & DISBURSEMENTS FOR TREASURY FUNDS

		April 1, 2024	April 2024		April 30, 2024		
		Beginning Book Balance	Plus Receipts	Less Disbursements	Ending Book Balance	Outstanding Warrants	Ending Cash Balance
SPECIAL REVENUE FUNDS (Continued)							
25N	Statewide 988 Behavioral Health Crisis Response & Suicide Prevention Line	\$ 53,118,953.68	\$ 3,909,784.01	\$ 2,420,885.16	\$ 54,607,852.53	\$	\$ 54,607,852.53
25Q	Clean Fuels Program	1,185,577.84	9,820.00	129,237.47	1,066,160.37	2.50	1,066,162.87
25T	Refrigerant Emission Management	3,120.00	21,320.00	24,440.00	24,440.00
25U	Department of Licensing Wage Lien	378.00	378.00	378.00
25W	Driver Licensing Technology Support	1,626,851.03	139,496.76	13,540.52	1,752,807.27	1,752,807.27
260	University of Washington Operating Fees	(108,475.98)	(108,475.98)	(108,475.98)
262	Manufactured Home Installation Training	747,486.50	18,857.73	25,460.30	740,883.93	850.71	741,734.64
263	Community and Economic Development Fee	6,596,280.09	3,600.00	113,939.22	6,485,940.87	217.44	6,486,158.31
267	Recreation Resources	25,080,462.64	663,222.62	2,009,220.73	23,734,464.53	61,121.06	23,795,585.59
268	Nonhighway and Off-Road Vehicle Activities (NOVA) Program	14,253,859.92	550,798.18	292,525.56	14,512,132.54	51.00	14,512,183.54
269	Parks Renewal and Stewardship	35,722,383.97	5,845,834.28	6,794,373.29	34,773,844.96	233,603.96	35,007,448.92
26A	Carbon Emissions Reduction	238,016,571.90	(73,360,968.19)	2,653,634.31	162,001,969.40	162,001,969.40
26B	Climate Investment	632,997,989.98	135,496,673.00	987,905.01	767,506,757.97	3,938.29	767,510,696.26
26C	Climate Commitment	479,931,096.98	2.43	4,256,226.29	475,674,873.12	102,650.59	475,777,523.71
26D	Natural Climate Solutions	101,970,775.26	5,603,554.83	96,367,220.43	31,276.27	96,398,496.70
26E	Air Quality and Health Disparities Improvement	22,391,421.62	11,626.40	22,379,795.22	22,379,795.22
26M	Climate Active Transportation	54,848,150.91	22,515,610.09	458,625.55	76,905,135.45	76,905,135.45
26N	Climate Transit Programs	31,180,264.53	51,114,341.34	5,619,680.15	76,674,925.72	76,674,925.72
26P	Move Ahead WA	1,051,946,815.48	(4,362,559.51)	33,062,783.25	1,014,521,472.72	328,829.76	1,014,850,302.48
26Q	Move Ahead WA Flexible	55,563,815.82	1,225,817.49	478,870.27	56,310,763.04	14,796.30	56,325,559.34
26W	Renewable Fuels Accelerator
271	Washington State University Operating Fees
275	Central Washington University Operating Fees
277	State Agency Parking	299,933.13	10.00	1,457.63	298,485.50	298,485.50
27P	Price Ceiling Unit Emission Reduction Investment
27T	Derelict Structure Removal
27W	OPIOID Abatement Settlement	(4,949,540.99)	4,876,581.51	1,563,427.42	(1,636,386.90)	178,247.69	(1,458,139.21)
285	Growth Management Planning and Environmental Review	4,133,201.10	141,299.52	86,150.07	4,188,350.55	4,188,350.55
28A	State Hazard Mitigation Revolving Loan
28F	Clean Fuels Transportation Investment
28G	Covenant Homeownership	8,815,656.89	5,332,840.00	8.22	14,148,488.67	14,148,488.67
28J	Renewable Energy Local Benefit
28M	Land Bank

RECEIPTS & DISBURSEMENTS FOR TREASURY FUNDS

		April 1, 2024	April 2024		April 30, 2024		
		Beginning Book Balance	Plus Receipts	Less Disbursements	Ending Book Balance	Outstanding Warrants	Ending Cash Balance
SPECIAL REVENUE FUNDS (Continued)							
296	Columbia River Basin Water Supply Rev Recovery	\$ 7,609,293.24	\$ 23,635.87	\$ 348,474.13	\$ 7,284,454.98	\$	\$ 7,284,454.98
315	Dedicated Marijuana	310,562,778.86	38,455,549.22	6,723,640.05	342,294,688.03	85,760.20	342,380,448.23
319	Public Health Supplemental	2,372,194.83	22,197.36	120,291.95	2,274,100.24	2,274,100.24
404	State Treasurer's Service	87,873,102.73	3,293,381.54	1,134,324.85	90,032,159.42	139,793.10	90,171,952.52
408	Coastal Protection	2,549,411.38	2,073.45	2,551,484.83	2,551,484.83
441	Local Government Archives	1,861,040.25	197,912.72	312,501.62	1,746,451.35	23,699.88	1,770,151.23
500	Perpetual Surveillance and Maintenance	51,234,028.08	163,174.09	51,397,202.17	51,397,202.17
507	Oyster Reserve Land	595,999.95	1,933.24	40,327.18	557,606.01	4,978.04	562,584.05
511	Tacoma Narrows Toll Bridge	34,352,834.19	(8,132,687.25)	(2,650,883.55)	28,871,030.49	224,804.23	29,095,834.72
513	Derelict Vessel Removal	2,160,662.81	661,069.76	840,465.97	1,981,266.60	88,028.31	2,069,294.91
532	Washington Housing Trust Fund	32,660,839.96	655,160.47	386,130.41	32,929,870.02	11,070.21	32,940,940.23
535	Alaskan Way Viaduct Replacement Project	94,874,733.57	(26,161.88)	(1,246,913.40)	96,095,485.09	197,944.32	96,293,429.41
549	Election	6,442,743.26	20,054.27	(399,612.82)	6,862,410.35	6,862,410.35
550	Transportation 2003	13,029,435.24	(97,006.83)	2,613,448.13	10,318,980.28	520.71	10,319,500.99
562	Skilled Nursing Facility Safety Net Trust	5,549,067.16	12,033.98	(566,023.40)	6,127,124.54	69,460.00	6,196,584.54
564	Water Pollution Control Revolving Administration	4,315,092.73	229,116.91	307,326.55	4,236,883.09	4,236,883.09
565	Yakima Integrated Plan Implementation Revenue Recovery
566	Community Forest Trust	295,139.32	918.08	(1,265.00)	297,322.40	297,322.40
571	Multiuse Roadway Safety	1,524,461.64	33,039.40	12.00	1,557,489.04	1,557,489.04
595	I-405 and SR-167 Express Toll Lanes	338,289,512.27	690,426.09	(329,161.97)	339,309,100.33	86,888.99	339,395,989.32
600	Department of Retirement Systems Expense	27,793,741.18	5,572,202.54	5,596,482.07	27,769,461.65	11,869.71	27,781,331.36
689	Rural Washington Loan	1,243,737.71	3,868.83	1,247,606.54	1,247,606.54
727	Water Pollution Control Revolving	226,702,996.21	6,438,464.63	8,363,565.97	224,777,894.87	118,478.45	224,896,373.32
733	Capitol Campus Reserve
777	Prostitution Prevention and Intervention	93,333.28	1,745.00	95,078.28	95,078.28
785	State Educational Trust Fund	4,744,250.31	58,282.98	718,121.45	4,084,411.84	4,084,411.84
818	Youth Athletic Facility	44,729,408.95	139,146.32	(413.03)	44,868,968.30	44,868,968.30
825	Tobacco Settlement	66,721,753.65	66,721,753.65	66,721,753.65
844	Money-Purchase Retirement Savings Administrative
851	Developmental Disabilities Community Services	26,740,784.62	87,925.84	252,273.31	26,576,437.15	30,750.00	26,607,187.15
874	OASI Revolving	154,792.69	134,358.50	29,764.94	259,386.25	350.00	259,736.25
887	Public Facilities Construction Loan Revolving	44,980,092.04	596,651.57	34,689.64	45,542,053.97	106.10	45,542,160.07
888	Deferred Compensation Administrative	3,274,811.86	1,991,898.60	1,132,856.86	4,133,853.60	729.75	4,134,583.35

RECEIPTS & DISBURSEMENTS FOR TREASURY FUNDS

		April 1, 2024	April 2024			April 30, 2024	
		Beginning Book Balance	Plus Receipts	Less Disbursements	Ending Book Balance	Outstanding Warrants	Ending Cash Balance
SPECIAL REVENUE FUNDS (Continued)							
893	Radiation Perpetual Maintenance	\$ 378,065.39	\$ 1,176.02	\$	\$ 379,241.41	\$	\$ 379,241.41
TOTAL SPECIAL REVENUE FUNDS		\$ 9,517,785,956.73	\$ 1,243,944,070.36	\$ 655,659,773.37	\$ 10,106,070,253.72	\$ 16,815,039.83	\$ 10,122,885,293.55
DEBT SERVICE FUNDS							
303	Highway Bond Retirement	\$ 257,648,257.44	\$ 1,301,558,449.70	\$ 1,239,606,704.48	\$ 319,600,002.66	\$	\$ 319,600,002.66
304	Ferry Bond Retirement	1,219,994.62	143,402.36	1,363,396.98	1,363,396.98
305	Transportation Improvement Board Bond Retirement	6,938,453.74	442,811.50	7,381,265.24	7,381,265.24
347	Washington State University Bond Retirement	65,606,526.36	1,578,289.08	(425,298.50)	67,610,113.94	67,610,113.94
348	University of Washington Bond Retirement	17,737,318.98	6,551,537.61	(350,604.74)	24,639,461.33	24,639,461.33
380	Debt-Limit General Fund Bond Retirement
381	Debt-Limit Reimbursable Bond Retirement
382	Nondebt-Limit General Fund Bond Retirement
383	Nondebt-Limit Reimbursable Bond Retirement
384	Nondebt-Limit Proprietary Appropriated Bond Retirement
385	Nondebt-Limit Proprietary Nonappropriated Bond Retirement
386	Nondebt-Limit Revenue Bond Retirement
389	Toll Facility Bond Retirement	26,366,963.84	4,311,555.00	30,678,518.84	30,678,518.84
TOTAL DEBT SERVICE FUNDS		\$ 375,517,514.98	\$ 1,314,586,045.25	\$ 1,238,830,801.24	\$ 451,272,758.99	\$	\$ 451,272,758.99
CAPITAL PROJECTS FUNDS							
036	Capitol Building Construction	\$ 10,644,425.82	\$ 33,240.60	\$ (869,239.37)	\$ 11,546,905.79	\$ 7,709.75	\$ 11,554,615.54
057	State Building Construction	534,680,273.86	(13,923.74)	169,577,833.14	365,088,516.98	1,502,410.13	366,590,927.11
060	Community and Technical College Capital Projects	17,738,911.27	7,097,456.08	2,213,236.82	22,623,130.53	22,623,130.53
061	Eastern Washington University Capital Projects	5,516,134.71	200,491.84	233,311.76	5,483,314.79	5,483,314.79
062	Washington State University Building	23,348,779.40	73,530.45	23,422,309.85	23,422,309.85
063	Central Washington University Capital Projects	2,903,595.61	192,473.03	518,800.20	2,577,268.44	2,577,268.44
064	University of Washington Building	29,912,334.33	6,509,857.53	1,519,888.17	34,902,303.69	34,902,303.69
065	Western Washington University Capital Projects	9,310,645.12	1,631,378.96	491,031.07	10,450,993.01	10,450,993.01
066	The Evergreen State College Capital Projects	4,769,274.45	197,858.17	405,567.14	4,561,565.48	4,561,565.48
075	State Social and Health Services Construction	9,396.39	9,396.39	9,396.39
18B	Columbia River Basin Tax Bond Water Supply Development	1,319,090.71	4,103.22	1,323,193.93	1,323,193.93

RECEIPTS & DISBURSEMENTS FOR TREASURY FUNDS

		April 1, 2024	April 2024			April 30, 2024		
		Beginning Book Balance	Plus Receipts	Less Disbursements	Ending Book Balance	Outstanding Warrants	Ending Cash Balance	
CAPITAL PROJECTS FUNDS (Continued)								
245	Public Safety Reimbursable Bond	\$ 4.12	\$	\$	\$ 4.12	\$	\$	\$ 4.12
246	Community and Technical College Forest Reserve	5,250,732.23	76.75	5,250,808.98	5,250,808.98	
289	Thurston County Capital Facilities	6,421,787.68	338,509.10	201,440.22	6,558,856.56	6,558,856.56	
357	Gardner-Evans Higher Education Construction	45,698.05	45,698.05	45,698.05	
364	Military Department Capital	3,921,167.57	3,921,167.57	3,921,167.57	
367	Chehalis Basin Taxable	
373	Coronavirus Capital Projects	(4,238,210.61)	2,364,870.98	(6,603,081.59)	155,695.30	(6,447,386.29)	
TOTAL CAPITAL PROJECTS FUNDS		\$ 651,554,040.71	\$ 16,265,051.99	\$ 176,656,740.13	\$ 491,162,352.57	\$ 1,665,815.18	\$ 492,828,167.75	
PERMANENT FUNDS								
04B	Natural Resources Real Property Replacement	\$ 30,640,379.30	\$ 91,072.61	\$ (6,035,000.00)	\$ 36,766,451.91	\$	\$ 36,766,451.91	
601	Agricultural Permanent	55,686.45	(100,286.07)	155,972.52	155,972.52	
603	Millersylvania Park Trust	6,065.07	18.86	6,083.93	6,083.93	
604	Normal School Permanent	549,220.25	271,391.98	277,828.27	277,828.27	
605	Permanent Common School	63,446.45	9,448.00	53,998.45	53,998.45	
606	Scientific Permanent	74,289.43	(177,233.05)	251,522.48	251,522.48	
607	State University Permanent	151,594.95	(108.42)	151,703.37	151,703.37	
TOTAL PERMANENT FUNDS		\$ 31,540,681.90	\$ 91,091.47	\$ (6,031,787.56)	\$ 37,663,560.93	\$	\$ 37,663,560.93	
ENTERPRISE FUNDS								
401	Correctional Industries	\$ 1,622,139.59	\$ 10,673,729.92	\$ 9,456,923.37	\$ 2,838,946.14	\$ 308,474.95	\$ 3,147,421.09	
407	Secretary of State's Revolving	14,677,911.93	1,586,604.00	822,274.16	15,442,241.77	1,279.41	15,443,521.18	
418	State Health Care Authority Administrative	2,332,770.15	1,208,916.03	1,683,313.45	1,858,372.73	138.71	1,858,511.44	
492	School Employees' Insurance Administrative	1,660,065.57	1,145,269.12	1,178,627.94	1,626,706.75	10.86	1,626,717.61	
578	Lottery Administrative	933,003.10	1,408,969.06	1,406,618.17	935,353.99	4,465.08	939,819.07	
608	Accident	(33,085,137.35)	235,404,689.66	154,828,096.53	47,491,455.78	10,008,327.56	57,499,783.34	
609	Medical Aid	(196,530.75)	179,715,399.85	134,609,412.63	44,909,456.47	8,417,486.00	53,326,942.47	
610	Accident Reserve	31,027,953.72	83,134,807.33	114,109,867.17	52,893.88	1,236,980.32	1,289,874.20	
881	Supplemental Pension	(65,132.14)	165,708,150.17	142,101,590.21	23,541,427.82	2,306,397.63	25,847,825.45	
883	Second Injury	95,987,578.45	(2,029,497.61)	155,749.78	93,802,331.06	39,369.29	93,841,700.35	
TOTAL ENTERPRISE FUNDS		\$ 114,894,622.27	\$ 677,957,037.53	\$ 560,352,473.41	\$ 232,499,186.39	\$ 22,322,929.81	\$ 254,822,116.20	

RECEIPTS & DISBURSEMENTS FOR TREASURY FUNDS

		April 1, 2024	April 2024			April 30, 2024		
		Beginning Book Balance	Plus Receipts	Less Disbursements	Ending Book Balance	Outstanding Warrants	Ending Cash Balance	
INTERNAL SERVICE FUNDS								
006	Public Records Efficiency, Preservation & Access	\$ 1,456,893.51	\$ 1,381,590.71	\$ 467,033.99	\$ 2,371,450.23	\$ 16,966.29	\$ 2,388,416.52	
405	Legal Services Revolving	30,057,884.59	18,301,078.75	16,550,037.42	31,808,925.92	159,445.74	31,968,371.66	
410	Transportation Equipment	42,202,138.97	334,985.40	(338,711.54)	42,875,835.91	178,547.04	43,054,382.95	
415	Personnel Service	17,451,944.16	2,592,459.04	715,294.10	19,329,109.10	4,061.44	19,333,170.54	
455	Higher Education Personnel Service	721,032.68	37,663.63	141,827.07	616,869.24	413.47	617,282.71	
462	Government Central Service	2,075,808.91	856,838.48	492,903.84	2,439,743.55	25,000.00	2,464,743.55	
468	OFM Central Service	6,581,894.91	90,725.24	1,162,548.38	5,510,071.77	2,032.89	5,512,104.66	
483	Auditing Services Revolving	(232,088.36)	1,461,381.32	729,603.66	499,689.30	154.86	499,844.16	
484	Administrative Hearings Revolving	11,305,142.65	3,111,128.33	2,608,577.69	11,807,693.29	16,743.58	11,824,436.87	
TOTAL INTERNAL SERVICE FUNDS		\$ 111,620,652.02	\$ 28,167,850.90	\$ 22,529,114.61	\$ 117,259,388.31	\$ 403,365.31	\$ 117,662,753.62	
PENSION TRUST FUNDS								
614	Volunteer Firefighters' Relief and Pension Principal Fund	\$ 2,005,862.64	\$ 66,262.43	\$ 1,190,551.46	\$ 881,573.61	\$ 64,436.25	\$ 946,009.86	
615	State Patrol - Plan1	1,314,788.04	8,145,047.43	8,363,493.93	1,096,341.54	63,013.53	1,159,355.07	
616	Judges' Retirement	1,543,584.72	79,844.99	17,444.63	1,605,985.08	1,605,985.08	
624	Reserve Officer's Relief/Pension Principal Fund	17,973.69	(47.00)	10,344.24	7,582.45	7,582.45	
630	State Patrol - Plan 2	741,799.09	2,185,565.02	2,221,469.86	705,894.25	705,894.25	
631	Public Employees' Retirement System Plan 1	9,265,762.75	146,309,210.85	147,225,287.53	8,349,686.07	912,257.46	9,261,943.53	
632	Teachers' Retirement System Plan 1	6,630,637.90	82,302,993.50	82,730,066.85	6,203,564.55	615,076.68	6,818,641.23	
633	School Employees' Retirement System Combined Plan 2 & 3	15,836,957.89	80,445,327.40	89,297,441.13	6,984,844.16	418,876.62	7,403,720.78	
635	Public Safety Employees Retirement System Plan 2	932,847.04	11,815,768.26	12,392,954.05	355,661.25	53,795.65	409,456.90	
641	Public Employees' Retirement System Combined Plan 2 & 3	35,451,000.21	377,415,901.03	394,251,976.92	18,614,924.32	1,817,151.76	20,432,076.08	
642	Teachers' Retirement System Combined Plan 2 and 3	56,475,451.36	212,038,618.76	245,228,694.02	23,285,376.10	507,738.90	23,793,115.00	
661	Higher Ed Retirement Plan Supplemental Benefit-UW	74.17	741,945.95	741,800.79	219.33	219.33	
662	Higher Ed Retirement Plan Supplemental Benefit -WSU	96,389.81	96,389.81	
663	Higher Ed Retirement Plan Supplemental Benefit-EWU	7,523.54	15,474.33	15,444.35	7,553.52	7,553.52	
664	Higher Ed Retirement Plan Supplemental Benefit-CWU	17,296.30	17,296.30	
665	Higher Ed Retirement Plan Supplemental Benefit-TESC	4,379.13	4,379.13	

RECEIPTS & DISBURSEMENTS FOR TREASURY FUNDS

		April 1, 2024	April 2024		April 30, 2024		
		Beginning Book Balance	Plus Receipts	Less Disbursements	Ending Book Balance	Outstanding Warrants	Ending Cash Balance
PENSION TRUST FUNDS (Continued)							
667	Higher Ed Retirement Plan Supplemental Benefit-WWU	\$	\$ 23,254.54	\$ 23,254.54	\$	\$	\$
668	Higher Ed Retirement Plan Supplemental Benefit -SBCTC	1,213.29	81,128.71	82,342.00
722	Deferred Compensation Principal	6,732,346.53	86,024,789.49	86,794,449.68	5,962,686.34	5,141.25	5,967,827.59
729	Judicial Retirement Principal	11,732.10	98,163.31	98,126.81	11,768.60	11,768.60
819	LEOFF Plan 1 Retirement	3,138,442.00	34,303,496.80	34,861,292.16	2,580,646.64	380,898.46	2,961,545.10
829	LEOFF Plan 2 Retirement	10,015,865.79	94,664,480.78	97,586,430.56	7,093,916.01	301,254.40	7,395,170.41
882	Washington Judicial Retirement System	9,220,601.78	1,614,131.10	533,594.02	10,301,138.86	10,301,138.86
TOTAL PENSION TRUST FUNDS		\$ 159,344,464.53	\$ 1,138,489,422.92	\$ 1,203,784,524.77	\$ 94,049,362.68	\$ 5,139,640.96	\$ 99,189,003.64
CUSTODIAL FUNDS							
01P	Suspense	\$ 46,118,698.10	\$ 3,185,642,332.22	\$ 3,117,341,742.39	\$ 114,419,287.93	\$ 158,813.54	\$ 114,578,101.47
01R	Undistributed Receipts	32,548.80	32,548.80	32,548.80
01T	Local Leasehold Excise Tax	193,989.37	(1,097,126.59)	1,291,115.96	1,291,115.96
034	Local Sales and Use Tax
035	State Payroll Revolving	50,009,588.77	723,841,938.53	759,833,833.61	14,017,693.69	2,318,423.26	16,336,116.95
768	Local Real Estate Excise Tax
795	State Investment Board Commingled Monthly Bond	625.28	625.28
865	State Investment Board Commingled Trust	4,247.89	4,247.89
877	OASI Contribution
TOTAL CUSTODIAL FUNDS		\$ 96,354,825.04	\$ 3,909,489,143.92	\$ 3,876,083,322.58	\$ 129,760,646.38	\$ 2,477,236.80	\$ 132,237,883.18
TOTAL TREASURY FUNDS		\$ 15,242,412,078.07	\$ 12,722,627,278.94	\$ 11,733,958,756.98	\$ 16,231,080,600.03	\$ 112,611,375.23	\$ 16,343,691,975.26

NOTE: Funds with zero balances that are scheduled to become inactive may no longer appear on this report.

RECEIPTS & DISBURSEMENTS FOR TREASURER'S TRUST FUNDS

		April 1, 2024	April 2024		April 30, 2024		
		Beginning Book Balance	Plus Receipts	Less Disbursements	Ending Book Balance	Outstanding Warrants	Ending Cash Balance
GENERAL FUND							
06N	Local Tax Administration	\$	\$	\$	\$	\$	\$
07F	Commercial Fisheries Buyback
08B	Foster Care Endowed Scholarship Trust	17,274.37	53.74	17,328.11	17,328.11
08E	Individual Development Account Program	2,161.43	6.72	2,168.15	2,168.15
08N	State Financial Aid	9,991,568.72	37,009,644.00	23,789,466.51	23,211,746.21	7,794.09	23,219,540.30
08T	Transportation Innovative Partnership
11M	Poet Laureate	115.55	115.55	115.55
11R	Hospital Infection Control Grant
12L	Outdoor Education and Recreation Prog	2,013,457.93	2,013,457.93	2,013,457.93
12P	Geoduck Aquaculture Research	(25,226.60)	(25,226.60)	(25,226.60)
131	Fair	4,042,853.67	12,593.47	3,333,482.74	721,964.40	519,972.79	1,241,937.19
14N	Legislative Oral History	31,139.20	31,139.20	31,139.20
14P	Skeletal Human Remains Assistance	152,165.79	3,786.88	148,378.91	26.64	148,405.55
15B	Food Animal Vet Scholarship
15N	Business Assistance
16F	Washington State Flag
16K	Mortgage Recovery
16R	Multiagency Permitting Team	103,132.57	320.81	103,453.38	103,453.38
17R	Aerospace Training Student Loan	195,505.16	3,896.41	5,789.66	193,611.91	45.96	193,657.87
18C	Native Education Public-Private Partnership
18F	High School Completion
18G	Opportunity Scholarship Match Transfer	6,578,329.76	995,818.89	5,582,510.87	5,582,510.87
18K	24/7 Sobriety	28,194.34	619.30	28,813.64	28,813.64
18V	Science, Technology, Engineering and Math Education Lighthouse
19J	Universal Communications Services	260,761.78	1,154.53	259,607.25	259,607.25
20L	Early Start	130,497.79	130,497.79	130,497.79
21J	Gina Grant Bull Memorial Legislative Page Scholarship	49,744.78	157.08	49,901.86	300.00	50,201.86
21L	Low-Income Home Rehabilitation	278,737.79	867.05	279,604.84	279,604.84
21T	Suicide-Safer Homes Project	25,000.01	25,000.01	25,000.01
22A	State Agency Office Relocation Pool	4,294,186.20	4,294,186.20	4,294,186.20
22B	Highway Worker Memorial Scholarship
22S	Landlord Mitigation Program	2,193,413.82	193,601.40	776,697.19	1,610,318.03	294,486.07	1,904,804.10
22V	Medical Student Loan	1,499,479.24	1,499,479.24	1,499,479.24

RECEIPTS & DISBURSEMENTS FOR TREASURER'S TRUST FUNDS

		April 1, 2024	April 2024		April 30, 2024		
		Beginning Book Balance	Plus Receipts	Less Disbursements	Ending Book Balance	Outstanding Warrants	Ending Cash Balance
GENERAL FUND (Continued)							
23B	Rural Jobs Program Match Transfer	\$ 113,105.20	\$ 927.00	\$ (85,863.66)	\$ 199,895.86	\$	\$ 199,895.86
23E	Washington History Day	113,196.54	3,052.12	116,248.66	116,248.66
23F	Open Educational Resources
23L	Indian Health Improvement Reinvestment	890,548.74	40,953.90	36,175.01	895,327.63	895,327.63
24A	Behavioral Health Loan Repayment & Scholarship Program	11,966,134.07	441,232.79	32,958.75	12,374,408.11	22,901.62	12,397,309.73
24F	Veterans Service Officer
24W	Undocumented Student Support Loan Match
25B	Unemployment Insurance Relief	30,284.75	30,284.75	30,284.75
25E	Rosa Franklin Legislative Internship Program Scholarship	2,126.53	82.28	2,208.81	2,208.81
25J	Department of Transportation Purple Heart State
25K	Department of Veterans' Affairs Purple Heart State	803.97	803.97	803.97
25L	Military Department Purple Heart State
26F	Billy Frank Jr. National Statuary Hall Collection
27E	Equitable Access to Credit Program	3,374,694.00	1,228,896.00	4,603,590.00	4,603,590.00
27H	Veterans & Military Members Suicide Prevention	12,078.00	2,430.00	14,508.00	14,508.00
27M	WA State Global War on Terror Memorial	12,650.00	12,650.00	12,650.00
28B	Employee Ownership Revolving Loan Program
28N	Surgical Smoke Evacuation
290	Savings Incentive	2,756,120.36	2,756,120.36	2,756,120.36
447	Information Technology Investment Revolving	35,984,640.51	4,858,000.00	2,265,500.52	38,577,139.99	106.56	38,577,246.55
490	Regional Transportation Investment District
514	Agricultural Conservation Easements
534	Washington Graduate Fellowship Trust	489.80	489.80	489.80
551	Washington Youth and Families	124,634.31	124,634.31	124,634.31
552	Conservation Assistance Revolving	463,714.45	463,714.45	463,714.45
653	Washington Distinguished Professorship Trust
703	COVID-19 Unemployment
704	COVID-19 Public Health Response	(4,023,777.11)	13,648,345.99	13,617,321.80	(3,992,752.92)	533,591.56	(3,459,161.36)
708	Salary/Insurance Contribution Increase Revolving	169,080.41	169,080.41	169,080.41
743	College Faculty Awards Trust	186.14	186.14	186.14
747	Health Professional Loan Repayment & Scholarship Program	33,292,932.21	2,039,827.43	206,755.08	35,126,004.56	39,546.50	35,165,551.06

RECEIPTS & DISBURSEMENTS FOR TREASURER'S TRUST FUNDS

		April 1, 2024	April 2024			April 30, 2024		
		Beginning Book Balance	Plus Receipts	Less Disbursements	Ending Book Balance	Outstanding Warrants	Ending Cash Balance	
GENERAL FUND (Continued)								
748	WA Career and College Pathways Innov Challenge	\$ 11,465,109.33	\$ 37,171.64	\$ 326,027.86	\$ 11,176,253.11	\$	\$ 11,176,253.11	
781	Cross-State Trail	473.10	473.10	473.10	
793	Health Insurance Pool	
835	Four Year Student Child Care in Higher Education	49,453.22	8,727.99	40,725.23	40,725.23	
TOTAL GENERAL FUND		\$ 128,661,171.83	\$ 59,522,679.13	\$ 45,313,799.75	\$ 142,870,051.21	\$ 1,418,771.79	\$ 144,288,823.00	
SPECIAL REVENUE FUNDS								
01F	Crime Victims' Compensation	\$ 3,692,826.05	\$ 145,704.11	\$ (24,647.89)	\$ 3,863,178.05	\$	\$ 3,863,178.05	
03K	Industrial Insurance Premium Refund	71,156,228.26	195,582.92	63,141,174.89	8,210,636.29	219.50	8,210,855.79	
04F	Real Estate Education Program	629,100.05	4,596.98	148.45	633,548.58	633,548.58	
06H	Oral History, State Library, and Archives	22,452.05	18,832.94	(25,082.05)	66,367.04	66,367.04	
06J	Securities Prosecution	1,016,250.00	3,000.00	1,019,250.00	1,019,250.00	
07A	Mortgage Lending Fraud Prosecution	122,901.58	13,439.65	36,270.00	100,071.23	36,270.00	136,341.23	
07B	Organ and Tissue Donation Awareness	45,161.83	46,053.82	46,761.87	44,453.78	46,761.87	91,215.65	
07E	Contract Harvesting Revolving	9,036,839.14	25,881.17	(299,519.11)	9,362,239.42	9,362,239.42	
07J	"Helping Kids Speak"	2,937.68	1,400.00	1,815.34	2,522.34	2,522.34	
07K	Special License Plate Applicant Trust	12,206.00	12,206.00	12,206.00	
07L	Legislative International Trade	735.85	735.85	735.85	
07N	Produce Railcar Pool	53.37	0.17	53.54	53.54	
07T	Commemorative Works	3,653.93	11.36	3,665.29	3,665.29	
07V	Fish and Wildlife Enforcement Reward	133,182.64	17,430.03	15,705.67	134,907.00	134,907.00	
08C	Gonzaga University Alumni Association	6,186.69	4,148.68	4,157.99	6,177.38	6,177.38	
08F	Lighthouse Environmental Programs	11,570.98	7,331.36	6,512.34	12,390.00	12,390.00	
08G	Flexible Spending Administrative	2,301,271.95	83,818.00	81,698.21	2,303,391.74	2,303,391.74	
08J	Prescription Drug Consortium	77,805.82	77,805.82	77,805.82	
08L	"Ski & Ride Washington"	6,062.23	2,373.00	2,291.34	6,143.89	2,291.34	8,435.23	
08P	State Parks Education and Enhancement	371,251.93	14,256.71	11,287.65	374,220.99	374,220.99	
08V	Veterans Stewardship	1,171,560.67	59,971.21	52,422.05	1,179,109.83	1,564.70	1,180,674.53	
08W	"Washington's National Park Fund"	29,542.27	26,672.39	25,351.70	30,862.96	30,862.96	
098	Eastern Washington Pheasant Enhancement	10,606.10	36,420.26	(29.76)	47,056.12	47,056.12	
09A	We Love Our Pets	13,045.58	4,573.34	5,537.01	12,081.91	12,081.91	
09B	Boating Safety Education Certification	866,858.36	14,885.00	44,986.53	836,756.83	587.42	837,344.25	
09J	Washington Coastal Crab Pot Buoy Tag	183,265.06	33,872.01	4,071.00	213,066.07	213,066.07	

RECEIPTS & DISBURSEMENTS FOR TREASURER'S TRUST FUNDS

		April 1, 2024	April 2024		April 30, 2024		
		Beginning Book Balance	Plus Receipts	Less Disbursements	Ending Book Balance	Outstanding Warrants	Ending Cash Balance
SPECIAL REVENUE FUNDS (Continued)							
09K	Life Sciences Discovery	\$ 911,562.02	\$ 2,835.54	\$	\$ 914,397.56	\$	\$ 914,397.56
09L	Nursing Resource Center	591,511.15	71,747.00	209.38	663,048.77	663,048.77
10F	"Share the Road"	15,686.04	5,534.69	4,979.33	16,241.40	16,241.40
11A	Employment Training Finance	304,404.66	49,817.13	46,947.00	307,274.79	307,274.79
11J	Electronic Products Recycling	1,231,461.92	10,948.72	1,220,513.20	1,220,513.20
11P	Large On-Site Sewage Systems
11V	Veteran Estate Management	2,808.96	29,319.91	34,633.66	(2,504.79)	126.08	(2,378.71)
126	Agricultural Local	39,189,092.07	2,321,534.56	2,902,246.81	38,608,379.82	41,550.58	38,649,930.40
128	Grain Inspection Revolving	(424,744.55)	1,614,983.81	1,214,475.97	(24,236.71)	4,755.59	(19,481.12)
12E	Assisted Living Facility Management	809,653.72	(21,773.95)	831,427.67	831,427.67
12F	Manufactured/Mobile Home Dispute Resol	2,308,158.08	30,460.50	56,844.06	2,281,774.52	2,281,774.52
12G	Rockfish Research	292,325.50	37,154.04	17,864.19	311,615.35	311,615.35
12H	Uniformed Service Shared Leave Pool	1,024,187.34	4,165.05	1,020,022.29	1,020,022.29
12N	Get Ready For Math & Science Schlarshp	291,438.84	1,750.99	293,189.83	293,189.83
133	Children's Trust	412,600.56	8,582.43	(23.10)	421,206.09	421,206.09
14E	Washington State Library Operations	4,460,646.97	289,730.85	546,624.21	4,203,753.61	125.00	4,203,878.61
14W	Reduced Cigarette Ignition Propensity	855,963.26	2,637.33	1,441.35	857,159.24	857,159.24
15T	Broadband Mapping
15V	Funeral and Cemetery	1,179,234.13	127,951.81	58,819.42	1,248,366.52	540.00	1,248,906.52
15W	Guaranteed Asset Protection Waiver	19,750.00	19,750.00	19,750.00
163	Worker and Community Right to Know	4,154,995.94	21,512.69	154,189.81	4,022,318.82	3,056.60	4,025,375.42
169	Horse Racing Commission Operating	1,364,054.44	133,015.97	217,929.51	1,279,140.90	446.39	1,279,587.29
16B	Landscape Architects' License	430,386.36	18,316.00	(9,982.15)	458,684.51	458,684.51
16E	Spec Forest Products Outreach/Education	77,470.68	95.84	77,566.52	77,566.52
16G	Universal Vaccine Purchase	10,289,429.24	6,799,012.20	720,547.61	16,367,893.83	16,367,893.83
16L	Accessible Communities	1,106,204.94	23,625.16	1,318.02	1,128,512.08	427.33	1,128,939.41
16N	Disabled Veterans Assistance	25.00	1,000.00	1,025.00	1,025.00
16T	Mercury-Cont Light Prod Stewardship	327,741.00	6.04	327,734.96	327,734.96
17L	Foreclosure Fairness	987,542.11	63,400.00	13,508.54	1,037,433.57	212.66	1,037,646.23
17M	Individual-Based/Portable Background Check Clearance	471,906.16	81,110.28	390,795.88	390,795.88
17V	Volunteer Firefighters	5,807.67	3,103.34	2,816.34	6,094.67	6,094.67
180	Local Government Administrative Hearings	174,749.40	6,130.04	2,106.00	178,773.44	178,773.44
189	Clarke-McNary
18A	Investing In Innovation

RECEIPTS & DISBURSEMENTS FOR TREASURER'S TRUST FUNDS

		April 1, 2024	April 2024		April 30, 2024		
		Beginning Book Balance	Plus Receipts	Less Disbursements	Ending Book Balance	Outstanding Warrants	Ending Cash Balance
SPECIAL REVENUE FUNDS (Continued)							
18E	Educator Certification Processing	\$ 4,712,533.83	\$ 333,259.00	\$ 250,742.93	\$ 4,795,049.90	\$ 3,161.00	\$ 4,798,210.90
18M	Music Matters Awareness	7,112.01	4,687.65	5,292.02	6,507.64	6,507.64
18N	Damage Prevention	174,508.86	1,200.00	21,751.69	153,957.17	4,000.00	157,957.17
18R	Seattle Sounders FC	6,046.39	3,464.31	3,617.85	5,892.85	5,892.85
190	Forest Fire Protection Assessment	7,632,480.63	3,881.19	527,512.99	7,108,848.83	11,354.57	7,120,203.40
193	State Forest Nursery Revolving	28,089.71	2,563.37	(292,877.73)	323,530.81	25,277.33	348,808.14
195	Energy	0.21	0.21	0.21
197	Statute Law Committee Publications	853,734.37	340.48	19,254.15	834,820.70	32.90	834,853.60
198	Access Road Revolving	2,925,490.48	4,957.90	(718,013.52)	3,648,461.90	16,463.28	3,664,925.18
19B	School for the Blind	2,188,494.62	260,094.19	246,441.41	2,202,147.40	60,576.36	2,262,723.76
19E	4-H Program	389.67	644.00	389.67	644.00	644.00
19F	Seattle Seahawks	46,760.81	20,107.50	21,339.50	45,528.81	45,528.81
19H	Center for Deaf/Hard of Hearing Youth	2,176,905.60	411,156.34	21,456.28	2,566,605.66	2,566,605.66
19M	Seattle University	15,250.52	392.00	644.00	14,998.52	14,998.52
19P	Child Rescue	124,783.56	697.19	125,480.75	125,480.75
19R	Residential Services and Support	89,104.72	89,104.72	89,104.72
19W	Wolf-Livestock Conflict	252,867.94	12,313.78	240,554.16	240,554.16
205	Mobile Home Park Relocation	4,234,522.34	131,486.78	30,993.83	4,335,015.29	106.56	4,335,121.85
206	Cost of Supervision
209	Regional Fisheries Enhancement Group	1,448,998.61	100,398.39	80,758.50	1,468,638.50	151.19	1,468,789.69
20A	State Flower	3,269.01	2,485.00	2,786.01	2,968.00	2,968.00
20D	CPA Scholarship Transfer	100,000.00	100,000.00	100,000.00
20E	WA Internet Crimes Against Children	1,466,872.40	1,131,333.33	335,539.07	335,539.07
20G	Washington Farmers and Ranchers	611.34	448.00	494.67	564.67	564.67
20P	Nursing Facility Quality Enhancement	6,764,482.13	(5,153.97)	6,769,636.10	6,769,636.10
20W	Washington Tennis	15,034.78	56.00	15,090.78	15,090.78
210	Fire Protection Contractor License	1,438,451.00	19,055.03	59,203.58	1,398,302.45	1,398,302.45
213	Veterans' Emblem	28,142.43	252.00	28,394.43	28,394.43
214	Temporary Worker Housing	330,513.69	2,846.00	12,300.15	321,059.54	321,059.54
219	Air Operating Permit	4,609,121.05	34,631.00	191,008.48	4,452,743.57	250.00	4,452,993.57
21A	Washington State Wrestling	560.00	672.00	504.00	728.00	728.00
21C	Washington Sexual Assault Kit	19,436.57	19,436.57	19,436.57
21F	Fred Hutch	560.00	868.00	616.00	812.00	812.00
21G	Washington State Aviation	131,152.21	3,045.01	134,197.22	134,197.22

RECEIPTS & DISBURSEMENTS FOR TREASURER'S TRUST FUNDS

	April 1, 2024		April 2024		April 30, 2024	
	Beginning Book Balance	Plus Receipts	Less Disbursements	Ending Book Balance	Outstanding Warrants	Ending Cash Balance
SPECIAL REVENUE FUNDS (Continued)						
21N NE WA Wolf-Livestock Management	\$ 446,433.24	\$ 1,449.85	\$ 2,601.32	\$ 445,281.77	\$	\$ 445,281.77
21Q Forest Health Revolving	30,535,472.48	102,126.82	7,984,849.63	22,652,749.67	7,945.34	22,660,695.01
21U Veteran's In-State Service Shared Leave Pool	307,770.84	(4,810.46)	312,581.30	312,581.30
21W K-12 Criminal Background Check	807,263.53	38,495.25	183,133.26	662,625.52	50.00	662,675.52
225 Fingerprint Identification	6,973,478.85	1,050,107.25	791,675.78	7,231,910.32	6,474.20	7,238,384.52
22G Photovoltaic Module Recycling	14,238.87	14,238.87	14,238.87
22H Foster Parent Shared Leave Pool	336,102.67	336,102.67	336,102.67
22K Watershed Restoration Enhancement	863,250.00	863,250.00	863,250.00
22L Public Use General Aviation Airport Loan Revolving	7,976,833.43	24,762.81	183,158.33	7,818,437.91	7,818,437.91
22N Fish and Wildlife Federal Lands Revolving	(10,060.60)	23,336.40	14,762.16	(1,486.36)	(1,486.36)
22P Natural Resources Federal Lands Revolving	11,885,067.74	40,394.86	60,038.54	11,865,424.06	11,865,424.06
22Q Seattle Mariners	3,242.08	3,242.08	3,242.08
23A Student Loan Advocate	677,109.54	13,034.60	664,074.94	664,074.94
23C Department of Licensing Tuition Recovery	166,394.03	6,312.67	56,158.91	116,547.79	6,158.91	122,706.70
23D Student Achievement Council Tuition Recovery Trust	485,011.39	3,508.72	488,520.11	488,520.11
23K Smoke Detection Device Awareness	36,533.32	36,533.32	36,533.32
23M County Road Administration Board Emergency Loan	2,644,443.86	535,884.25	3,180,328.11	3,180,328.11
24C San Juan Islands Programs	4,379.69	4,333.01	4,547.69	4,165.01	4,165.01
24D Seattle Storm
24E Washington State Library-Archives Building	19,454,481.59	245,239.81	19,699,721.40	19,699,721.40
24G Hemp Regulatory	282,289.39	21,899.49	304,188.88	304,188.88
24R Energy Independence Act Special
24S Seattle NHL Hockey	3,048.50	3,396.75	3,195.50	3,249.75	3,195.50	6,445.25
24T State Firearms Background Check System	3,116,485.67	366,966.00	126,717.25	3,356,734.42	7,722.00	3,364,456.42
259 Coastal Crab	124,697.20	2,172.50	597.70	126,272.00	126,272.00
25A Washington Apples	595.00	2,825.67	3,196.67	224.00	224.00
25R Recycled Content	369,064.31	45,433.45	24,285.05	390,212.71	745.03	390,957.74
25S Recycling Enhancing
25V Washington State Attorney General Charitable Asset Protection	799,550.90	82,966.00	52,778.60	829,738.30	829,738.30
26G Energy Facility Site Eval Council	(1,175,205.85)	396,857.68	259,046.30	(1,037,394.47)	(1,037,394.47)
26J WA State Leadership Board Spec Lic Plate	522,146.90	11,872.24	534,019.14	534,019.14
26S Patches Pal License Plate	1,509.67	1,173.67	1,537.67	1,145.67	1,537.67	2,683.34

RECEIPTS & DISBURSEMENTS FOR TREASURER'S TRUST FUNDS

		April 1, 2024	April 2024		April 30, 2024		
		Beginning Book Balance	Plus Receipts	Less Disbursements	Ending Book Balance	Outstanding Warrants	Ending Cash Balance
SPECIAL REVENUE FUNDS (Continued)							
274	Adult Family Home	\$ 509,660.90	\$	\$ (874.87)	\$ 510,535.77	\$	\$ 510,535.77
27D	Driver Resource Center	2,448,839.64	416,356.91	2,032,482.73	2,032,482.73
27N	Washington Wine License Plate	11,699.34	(5,203.34)	6,496.00	6,496.00
27R	Medication for People Living with HIV Rebate Revenue	6,001,936.46	34,036,030.95	3,516,547.12	36,521,420.29	409,028.60	36,930,448.89
27S	Child Sexual Abuse/Trafficking Prevention
27U	Fire Protection Compliance
27V	WA State Attorney General Humane Detention
281	Impaired Driving Safety	(302,206.38)	107,468.95	280,250.00	(474,987.43)	(474,987.43)
283	Juvenile Accountability Incentive	328,430.43	1,021.63	329,452.06	329,452.06
28C	Responsible Battery Management
28D	Down Payment Assitance
28L	WA State Eastern WA Cultural Land Feature
297	Pipeline Safety	2,470,056.42	1,213,714.58	266,282.89	3,417,488.11	3,417,488.11
298	Geologists'	433,128.04	32,808.00	(8,949.53)	474,885.57	675.00	475,560.57
300	Financial Services Regulation	46,781,527.93	1,556,142.12	3,333,516.32	45,004,153.73	8,620.65	45,012,774.38
320	Puget Sound Crab Pot Buoy Tag	19,250.50	974.73	18,275.77	18,275.77
328	Crim Justice Training Commis Firing Range Maintenance	213,403.00	213,403.00	213,403.00
416	Surplus and Donated Food Commodities Revolving	1,686,249.12	852,782.63	241,532.56	2,297,499.19	2,297,499.19
424	Anti-Trust Revolving	394,199.51	3,483,558.53	2,186,934.84	1,690,823.20	3,093.11	1,693,916.31
474	School Employees Flexible & Dependent Care Administration	35,344.02	30,801.40	31,357.95	34,787.47	34,787.47
480	Financial Education Public-Private Partnership	141,041.17	141,041.17	141,041.17
485	Horse Racing Owners' Bonus/Breeder Awards	140,385.53	387.88	2,368.01	138,405.40	10,528.76	148,934.16
495	Toll Collection	26,192,157.19	20,321,443.05	19,912,843.01	26,600,757.23	65,494.50	26,666,251.73
496	Educator Conditional Scholarship	4,472,914.59	21,156.41	58,118.19	4,435,952.81	27,000.00	4,462,952.81
497	Horse Racing Commission Class C Purse Fund	265,975.09	4,083.14	270,058.23	270,058.23
498	Washington State Council of Fire Fighters Benevolent	16,922.07	11,543.03	11,645.71	16,819.39	16,819.39
499	Law Enforcement Memorial	50,832.40	26,744.70	26,100.68	51,476.42	51,476.42
501	Liquor Revolving	623,490.73	38,499,793.59	4,851,029.09	34,272,255.23	138,383.17	34,410,638.40
503	Tuition Recovery	4,570,225.85	23,821.47	2,159.26	4,591,888.06	122.00	4,592,010.06
515	DNA Data Base	880,156.64	12,551.53	50,940.04	841,768.13	841,768.13
516	Fruit and Vegetable Inspection	7,748,118.20	1,337,133.84	1,336,435.21	7,748,816.83	4,317.88	7,753,134.71

RECEIPTS & DISBURSEMENTS FOR TREASURER'S TRUST FUNDS

		April 1, 2024	April 2024		April 30, 2024		
		Beginning Book Balance	Plus Receipts	Less Disbursements	Ending Book Balance	Outstanding Warrants	Ending Cash Balance
SPECIAL REVENUE FUNDS (Continued)							
536	Federal Food Service Revolving	\$ 2,511,150.04	\$ 4,707,241.62	\$ 4,681,119.59	\$ 2,537,272.07	\$ 189,487.65	\$ 2,726,759.72
553	Performance Audits of Government	18,524,830.37	1,923,789.00	2,091,503.47	18,357,115.90	385.50	18,357,501.40
561	Community Technical College Innovation	5,604,512.88	1,097,572.32	610,719.31	6,091,365.89	6,091,365.89
687	Rural Rehabilitation	21,469.06	66.78	21,535.84	21,535.84
688	Federal Local Rail Service Assistance	86,308.99	226.52	86,535.51	86,535.51
731	Child Care Facility Revolving	78,430.15	243.97	78,674.12	78,674.12
732	Nursing Home Civil Penalties	2,636,450.98	(193,529.56)	2,829,980.54	2,829,980.54
746	Hanford Area Economic Investment	48,877.32	1,911.15	601.65	50,186.82	50,186.82
749	Governor's Interagency Committee of State Employed Women	146,325.31	28.00	146,297.31	146,297.31
761	Basic Health Plan Subscription	250,744.09	250,744.09	250,744.09
763	Center for the Improvement of Student Learning	35,600.68	35,600.68	35,600.68
773	Commission on Higher Ed Prof Student Ex Program	51,200.00	51,200.00	51,200.00
774	University of Washington License Plate	70,196.26	22,379.05	92,575.31	92,575.31
776	Washington State University License Plate	164,904.15	56,385.16	164,904.15	56,385.16	56,385.16
778	Western Washington University License Plate	448.00	1,141.01	1,089.67	499.34	499.34
779	Eastern Washington University License Plate	99,767.67	4,393.69	104,161.36	104,161.36
780	School Zone Safety Account	1,458,933.81	19,620.37	9,047.64	1,469,506.54	1,469,506.54
783	Central Washington University License Plate	15,757.04	1,432.68	17,189.72	17,189.72
784	Miscellaneous Transportation Programs	(20,456,413.84)	22,157,955.69	22,866,191.18	(21,164,649.33)	394,781.18	(20,769,868.15)
786	The Evergreen State College License Plate	4,904.67	924.00	5,828.67	5,828.67
789	Advanced Environmental Mitigation Revolving	1,300,554.30	241,059.23	1,541,613.53	1,541,613.53
816	Stadium and Exhibition Center	986,929.89	2,423,237.61	279,431.43	3,130,736.07	3,130,736.07
821	Impaired Physician	370,943.62	164,550.00	171,550.00	363,943.62	500.00	364,443.62
823	Livestock Nutrient Management	34,133.76	350.00	34,483.76	34,483.76
833	Developmental Disabilities Endowment Trust	3,855,323.63	357,403.15	317,788.56	3,894,938.22	3,894,938.22
834	Capitol Furnishings Preservation Committee	43,987.98	43,987.98	43,987.98
878	Federal Forest Revolving	6,911.93	15,191,076.03	15,197,924.43	63.53	63.53
880	Advance Right-of-Way Revolving	47,546,142.37	(14,546,588.13)	10,124.71	32,989,429.53	32,989,429.53
884	Gambling Revolving	19,565,610.58	1,745,184.20	1,153,614.32	20,157,180.46	19,371.62	20,176,552.08
885	Plumbing Certificate	1,350,374.81	188,806.49	137,416.54	1,401,764.76	1,243.12	1,403,007.88
892	Pressure Systems Safety	1,216,410.09	215,655.65	194,625.52	1,237,440.22	1,538.21	1,238,978.43
TOTAL SPECIAL REVENUE FUNDS		\$ 487,032,978.39	\$ 154,322,511.75	\$ 164,787,798.16	\$ 476,567,691.98	\$ 1,568,707.85	\$ 478,136,399.83

RECEIPTS & DISBURSEMENTS FOR TREASURER'S TRUST FUNDS

		April 1, 2024	April 2024			April 30, 2024		
		Beginning Book Balance	Plus Receipts	Less Disbursements	Ending Book Balance	Outstanding Warrants	Ending Cash Balance	
CAPITAL PROJECTS FUNDS								
366	Watershed Restoration Enhancement Bond	\$ 5,035,198.47	\$	\$ 354,738.82	\$ 4,680,459.65	\$	\$ 4,680,459.65	
377	Watershed Restoration Enhancement Taxable Bond	
TOTAL CAPITAL PROJECTS FUNDS		\$ 5,035,198.47	\$	\$ 354,738.82	\$ 4,680,459.65	\$	\$ 4,680,459.65	
PERMANENT FUNDS								
842	American Indian Scholarship Endowment	\$ 297,304.83	\$ 927.20	\$	\$ 298,232.03	\$	\$ 298,232.03	
852	Foster Care Scholarship Endowment	4,073.04	12.67	4,085.71	4,085.71	
TOTAL PERMANENT FUNDS		\$ 301,377.87	\$ 939.87	\$	\$ 302,317.74	\$	\$ 302,317.74	
ENTERPRISE FUNDS								
22E	Family and Medical Leave Enforcement	\$ 439,634.24	\$ 1,377.86	\$	\$ 441,012.10	\$	\$ 441,012.10	
22F	Family and Medical Leave Insurance	221,724,971.00	108,078,974.74	159,822,554.56	169,981,391.18	359,516.89	170,340,908.07	
413	Municipal Revolving	4,799,171.19	3,919,441.86	3,351,624.20	5,366,988.85	980.55	5,367,969.40	
438	Uniform Dental Plan Benefits Administration	(2,800.07)	619,000.00	616,199.93	616,199.93	
439	Uniform Medical Plan Benefits Administration	4,859,624.85	5,821,043.00	5,491,809.21	5,188,858.64	5,188,858.64	
442	Legislative Gift Center	269,434.07	23,653.68	20,872.94	272,214.81	211.32	272,426.13	
445	Self-Insured Emplryr Overpymt Reimb	1,524,418.04	6,579.75	1,530,997.79	15,719.06	1,546,716.85	
446	Industrial Insurance Rainy Day Fund	
449	Certificates of Participation and Other Financing - Local	1,634,809.10	1,187,516.73	2,389,143.74	433,182.09	433,182.09	
456	Separately Managed State Treasurer's Service	226,593.39	20,219.14	18,079.27	228,733.26	603.90	229,337.16	
470	Imaging	213,523.61	23,798.69	28,419.88	208,902.42	208,902.42	
473	School Employees Insurance Reserve	71,108,296.75	221,205.74	71,329,502.49	71,329,502.49	
475	School Employees Dental Benefits Administration	(955.34)	947,536.00	946,580.66	946,580.66	
493	School Employees' Insurance	(40,511,831.83)	171,319,584.52	169,377,754.35	(38,570,001.66)	364,002.11	(38,205,999.55)	
494	School Employees' Benefits Board Administration	1,730,772.83	2,395,129.00	2,283,861.00	1,842,040.83	1,842,040.83	
543	Judicial Information Systems	(4,743,514.38)	934,798.61	2,603,546.53	(6,412,262.30)	(6,412,262.30)	
544	Pollution Liability Insurance Program Trust	58,400,198.55	3,924,748.54	2,330,956.62	59,993,990.47	1,419,884.63	61,413,875.10	
545	Heating Oil Pollution Liability Trust	1,875,668.90	62,504.80	88,584.16	1,849,589.54	194.47	1,849,784.01	
567	Long-Term Services and Supports Trust	20,133,373.48	85,613,332.34	2,787,159.47	102,959,546.35	5,436.98	102,964,983.33	
721	Public Employees' and Retirees' Insurance	264,683,644.00	236,238,754.92	233,652,772.32	267,269,626.60	3,177,204.53	270,446,831.13	
730	Public Employees' and Retirees' Insurance Reserve	149,756,715.14	465,844.32	150,222,559.46	150,222,559.46	
788	Advanced College Tuition Payment Program	5,369,594.87	11,738,663.71	11,377,041.41	5,731,217.17	1,245,898.71	6,977,115.88	

RECEIPTS & DISBURSEMENTS FOR TREASURER'S TRUST FUNDS

	April 1, 2024		April 2024			April 30, 2024		
	Beginning Book Balance		Plus Receipts	Less Disbursements		Ending Book Balance	Outstanding Warrants	Ending Cash Balance
TOTAL ENTERPRISE FUNDS	\$ 763,491,342.39	\$	633,563,707.95	\$	595,624,179.66	\$ 801,430,870.68	\$ 6,589,653.15	\$ 808,020,523.83
INTERNAL SERVICE FUNDS								
411 Natural Resources Equipment	\$ 17,537,945.75	\$	17,900.96	\$	203,310.84	\$ 17,352,535.87	\$ 39,574.74	\$ 17,392,110.61
421 Education Technology Revolving Fund	16,601,572.32		10,499.26		1,181,894.85	15,430,176.73	235,952.34	15,666,129.07
422 General Administration Services	90,428,933.09		21,381,522.33		25,250,800.84	86,559,654.58	223,047.81	86,782,702.39
436 OFM Labor Relations Service	3,118,383.56		1,146,089.37		545,386.71	3,719,086.22	1,301.08	3,720,387.30
444 Fish & Wildlife Equipment	(164,078.88)		107,402.75		15,492.08	(72,168.21)	1,800.01	(70,368.20)
453 Minority and Women's Business Enterprises	2,932,809.03		424,496.87		282,746.76	3,074,559.14	402.76	3,074,961.90
458 Washington Tech Solutions Revolving	(15,604,477.17)		17,345,494.04		11,689,356.79	(9,948,339.92)	374,133.09	(9,574,206.83)
466 Statewide Info Tech System Development Revolving	41,578,885.85		296,815.56		9,364,613.97	32,511,087.44	4,257.36	32,515,344.80
471 State Patrol Nonappropriated Airplane Revolving	197,085.17		131,185.00		74,884.71	253,385.46	253,385.46
472 Statewide Info Tech System Maintenance & Operations Revolving	22,438,968.85		471,014.60		4,728,057.60	18,181,925.85	38,902.42	18,220,828.27
546 Risk Management	(617,323.13)		2,319,285.85		362,856.48	1,339,106.24	691.08	1,339,797.32
547 Liability	(198,622,481.86)		515,872.99		50,501,641.66	(248,608,250.53)	2,815,442.59	(245,792,807.94)
739 Certificates of Participation and Other Financing - State	769,867.99		600.00		111,052.83	659,415.16	85.00	659,500.16
TOTAL INTERNAL SERVICE FUNDS	\$ (19,403,909.43)	\$	44,168,179.58	\$	104,312,096.12	\$ (79,547,825.97)	\$ 3,735,590.28	\$ (75,812,235.69)
PRIVATE PURPOSE FUNDS								
196 Unclaimed Personal Property	\$ 1,614,565.55	\$	16,219,318.55	\$	17,542,438.49	\$ 291,445.61	\$ 13,416,389.97	\$ 13,707,835.58
463 WA College Savings Program	(560,993.96)		56,282.40		90,832.50	(595,544.06)	2,053.99	(593,490.07)
738 Department of Social and Health Services Trust	53,654.52		53,654.52	53,654.52
799 WA Achieving a Better Life Experience Program	146,246.15		19,533.84		165,779.99	165,779.99
TOTAL PRIVATE PURPOSE FUNDS	\$ 1,253,472.26	\$	16,295,134.79	\$	17,633,270.99	\$ (84,663.94)	\$ 13,418,443.96	\$ 13,333,780.02
PENSION TRUST FUNDS								
838 LEOFF Retirement System Benefits Improvement	\$	\$	\$	\$	\$	\$
TOTAL PENSION TRUST FUNDS	\$	\$	\$	\$	\$	\$
CUSTODIAL FUNDS								
165 Salary Reduction	\$ 7,313,141.14	\$	3,978,056.24	\$	4,892,683.72	\$ 6,398,513.66	\$ 2,400.00	\$ 6,400,913.66
16C Real Estate/Property Tax Admin Assistance	40,077.50		44,675.00		40,077.50	44,675.00	44,675.00

RECEIPTS & DISBURSEMENTS FOR TREASURER'S TRUST FUNDS

		April 1, 2024	April 2024		April 30, 2024		
		Beginning Book Balance	Plus Receipts	Less Disbursements	Ending Book Balance	Outstanding Warrants	Ending Cash Balance
CUSTODIAL FUNDS (Continued)							
17A	County 911 Excise Tax	\$ 7,118,454.71	\$	\$ (157,485.61)	\$ 7,275,940.32	\$	\$ 7,275,940.32
525	Washington State Combined Fund Drive	1,121,774.32	324,001.74	59,705.63	1,386,070.43	75,475.32	1,461,545.75
660	Natural Resources Deposit	49,368,946.55	30,128,719.78	34,939,494.97	44,558,171.36	205,968.43	44,764,139.79
734	Centennial Document Preservation and Modernization	1,419,407.08	150,218.00	1,569,625.08	1,569,625.08
737	High Occupancy Vehicle
757	Maritime Historic Restoration and Preservation	6,355.33	4,592.87	10,948.20	10,948.20
797	Local Tourism Promotion	1,793,743.34	(293,223.20)	2,086,966.54	2,086,966.54
802	School Employees Salary Reduction	(906,169.68)	2,107,417.86	2,561,213.29	(1,359,965.11)	150.00	(1,359,815.11)
TOTAL CUSTODIAL FUNDS		\$ 67,275,730.29	\$ 36,737,681.49	\$ 42,042,466.30	\$ 61,970,945.48	\$ 283,993.75	\$ 62,254,939.23
TOTAL TREASURER'S TRUST FUNDS		\$ 1,433,647,362.07	\$ 944,610,834.56	\$ 970,068,349.80	\$ 1,408,189,846.83	\$ 27,015,160.78	\$ 1,435,205,007.61

NOTE: Funds with zero balances that are scheduled to become inactive may no longer appear on this report.

INVESTMENT STATEMENT

Fund / Account	April 1, 2024	Purchased	Maturities & Sales	Amortization	April 30, 2024
Treasury & Treasurer's Trust					
Investments (trade date basis)	\$ 16,559,061,072.19	\$ 4,606,818,135.95	\$ 2,947,757,471.81	\$ 10,429,832.26	\$ 18,228,551,568.59
Reverse Repurchase Agreements
Purchased Accrued Interest	5,847,178.40	1,336,600.30	1,349,375.15	5,834,403.55
Total Treasury & Treasurer's Trust	<u>\$ 16,564,908,250.59</u>	<u>\$ 4,608,154,736.25</u>	<u>\$ 2,949,106,846.96</u>	<u>\$ 10,429,832.26</u>	<u>\$ 18,234,385,972.14</u>
Local Government Investment Pool					
Investments (trade date basis)	\$ 21,035,452,803.88	\$ 128,269,733,455.15	\$ 121,836,429,000.00	\$ 29,433,939.76	\$ 27,498,191,198.79
Reverse Repurchase Agreements
Purchased Accrued Interest
Total Local Government Investment Pool	<u>\$ 21,035,452,803.88</u>	<u>\$ 128,269,733,455.15</u>	<u>\$ 121,836,429,000.00</u>	<u>\$ 29,433,939.76</u>	<u>\$ 27,498,191,198.79</u>
Separately Managed Accounts					
Investments (trade date basis)	\$ 1,068,321,963.69	\$ 24,954,634.91	\$ 17,116,666.10	\$ 544,060.65	\$ 1,076,703,993.15
Purchased Accrued Interest	170,337.50	111,267.44	45,467.56	236,137.38
Total Separately Managed Accounts	<u>\$ 1,068,492,301.19</u>	<u>\$ 25,065,902.35</u>	<u>\$ 17,162,133.66</u>	<u>\$ 544,060.65</u>	<u>\$ 1,076,940,130.53</u>
Total All Accounts	<u>\$ 38,668,853,355.66</u>	<u>\$ 132,902,954,093.75</u>	<u>\$ 124,802,697,980.62</u>	<u>\$ 40,407,832.67</u>	<u>\$ 46,809,517,301.46</u>

INVESTMENT INTEREST INCOME & CAPITAL GAINS

Fund / Account	April 2024	April 2023	Fiscal Year 2024	Fiscal Year 2023
Treasury & Treasurer's Trust				
Cash	\$ 60,611,245.39	\$ 23,392,530.30	\$ 460,134,649.63	\$ 227,640,619.92
Custody Bank Fees	(0.01)	(13,504.16)	(130,068.26)	(123,409.30)
Other Bank Fees	(1,960.68)	(2,433.66)	(23,863.70)	(27,433.27)
Amortization	10,429,832.26	9,547,741.50	114,562,486.78	75,825,839.49
Accrued Interest	(14,691,979.45)	10,498,546.60	8,440,060.99	38,748,874.41
Gains and Losses	174,962.38	150,907.74	690,933.43
Total Treasury & Treasurer's Trust	\$ 56,347,137.51	\$ 43,597,842.96	\$ 583,134,173.18	\$ 342,755,424.68
Local Government Investment Pool				
Cash	\$ 86,031,638.08	\$ 59,952,595.25	\$ 711,232,987.30	\$ 370,553,819.07
Amortization	29,433,939.76	25,703,833.97	336,969,274.08	222,936,902.30
Accrued Interest	(16,516,865.22)	2,254,153.70	(3,912,076.36)	41,862,071.39
Gains and Losses	197,398.03	42,665.31	1,212,458.80
Total Local Government Investment Pool	\$ 98,948,712.62	\$ 88,107,980.95	\$ 1,044,332,850.33	\$ 636,565,251.56
Separately Managed Accounts				
Cash	\$ 2,139,472.29	\$ 765,514.55	\$ 18,253,416.38	\$ 11,666,158.63
Amortization	544,060.65	191,545.45	4,659,185.07	651,934.44
Accrued Interest	38,914.24	697,806.30	1,113,262.68	1,319,878.02
Gains and Losses	2,494.30	39,101.56	25,033.53
Total Separately Managed Accounts	\$ 2,722,447.18	\$ 1,657,360.60	\$ 24,064,965.69	\$ 13,663,004.62
Total All Accounts	\$ 158,018,297.31	\$ 133,363,184.51	\$ 1,651,531,989.20	\$ 992,983,680.86

**MIKE PELLICCIOTTI
STATE TREASURER
PO BOX 40200
OLYMPIA WA 98504-0200**

