

WASHINGTON STATE LOCAL GOVERNMENT INVESTMENT POOL

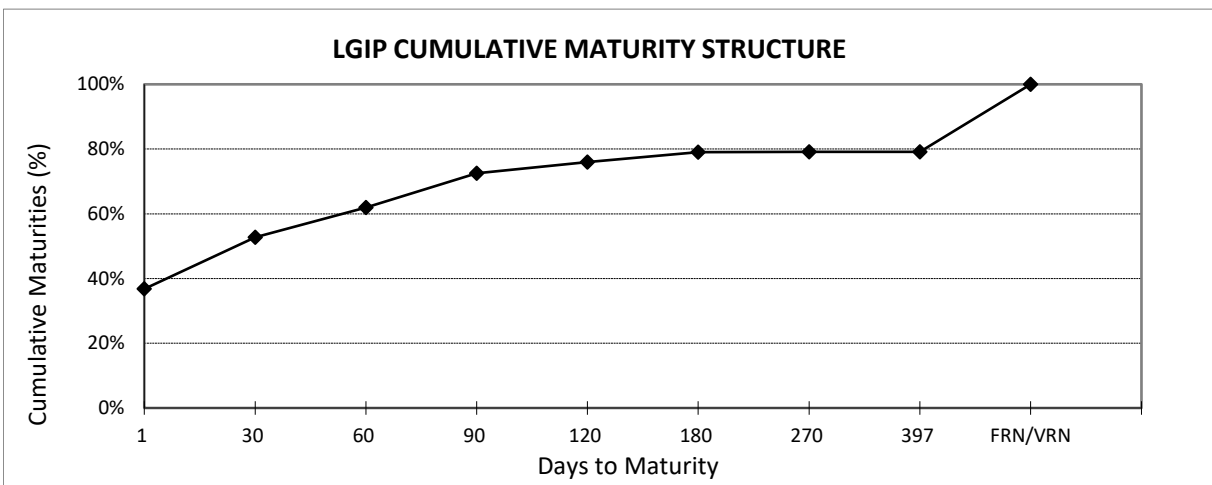
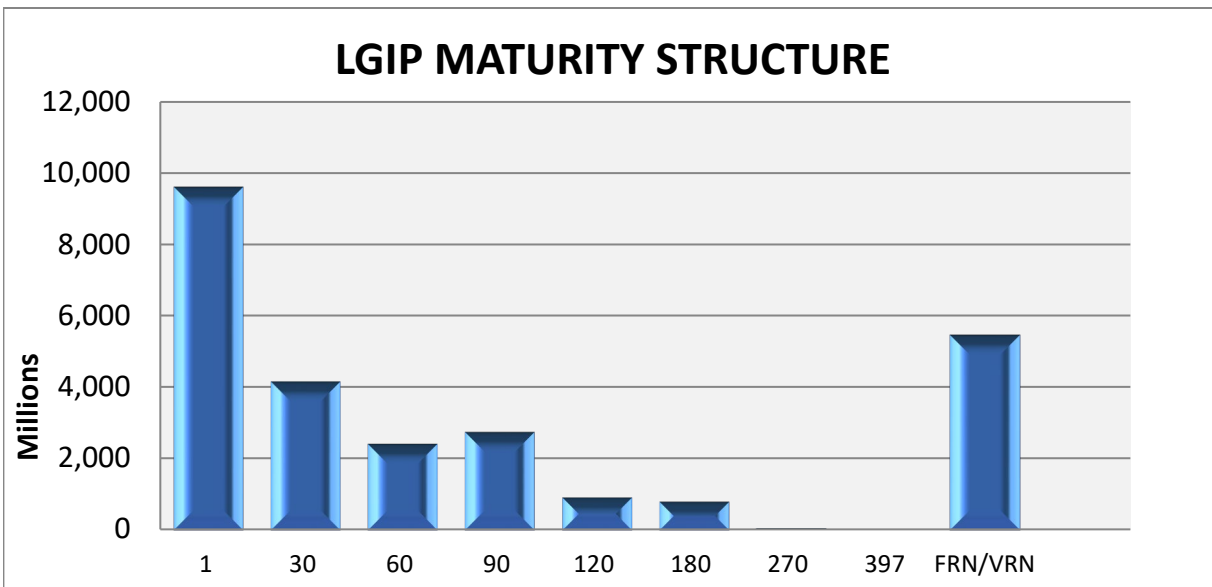
May 31, 2024

<u>DAYS TO MATURITY</u>	<u>\$ MATURING (PAR VALUE)*</u>	<u>% MATURING</u>	<u>CUMULATIVE % MATURING</u>
1	9,618.16	36.8%	36.8%
2-30	4,165.00	15.9%	52.7%
31-60	2,420.00	9.3%	62.0%
61-90	2,750.00	10.5%	72.5%
91-120	915.00	3.5%	76.0%
121-180	800.00	3.1%	79.0%
181-270	25.00	0.1%	79.1%
271-397	0.00	0.0%	79.1%
FRN/VRN	5,458.22	20.9%	100.0%

PORTFOLIO TOTAL:

26,151.38

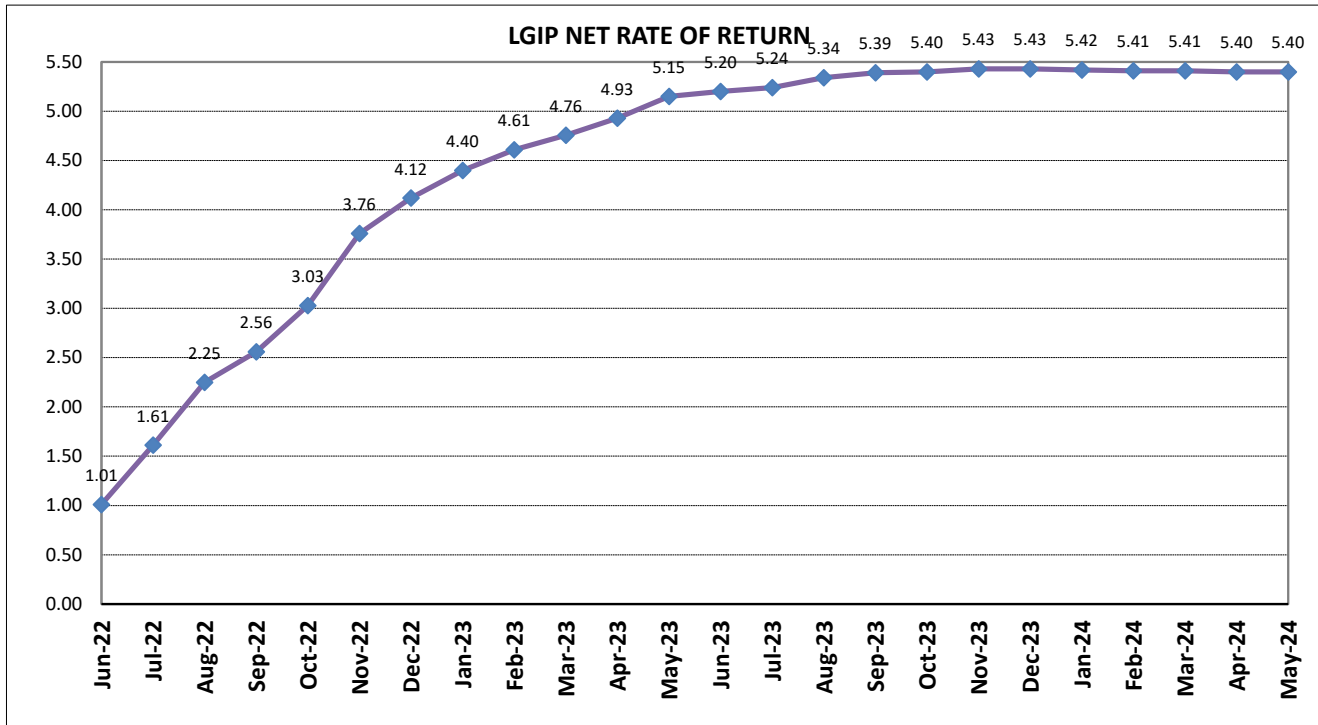
* Amounts in millions of dollars



**WASHINGTON STATE
LOCAL GOVERNMENT INVESTMENT POOL
May 31, 2024**

Investment Type	Average Balance	May-24	Average Balance	2024
	May-24	Percentage	CY 2024	Percentage
Agency Bullets	0.00	0.00%	0.00	0.00%
Agency Discount Notes	568,649,148.08	2.11%	155,231,209.52	0.65%
Agency Floating Rate Notes	4,108,921,754.93	15.27%	4,314,497,862.40	18.16%
Agency Variable Rate Notes	0.00	0.00%	0.00	0.00%
Certificates of Deposit	132,000,000.00	0.49%	133,080,592.11	0.56%
IB Bank Deposit	4,436,623,577.26	16.49%	4,252,243,511.96	17.90%
Repurchase Agreements	6,966,451,612.90	25.89%	6,040,888,157.86	25.43%
SOFR Floating Rate Notes	0.00	0.00%	0.00	0.00%
Supras - Bullets	0.00	0.00%	0.00	0.00%
Supras - Discount Notes	266,712,075.27	0.99%	444,722,228.07	1.87%
Supras- Floating Rate Notes	0.00	0.00%	0.00	0.00%
Supras - Variables	0.00	0.00%	0.00	0.00%
Term Repurchase Agreements	490,322,580.65	1.82%	511,842,105.26	2.15%
U.S. Treasury Securities	8,831,225,106.56	32.82%	6,699,907,043.17	28.20%
US Treasury Floating Rate Notes	1,104,204,746.25	4.10%	1,202,891,658.41	5.06%
Total Avg Daily Balance	26,905,110,601.90	100.00%	23,755,304,368.76	100.00%

Avg Days to Maturity 25 days



* Rates are calculated on a 365-day basis