

WASHINGTON STATE LOCAL GOVERNMENT INVESTMENT POOL

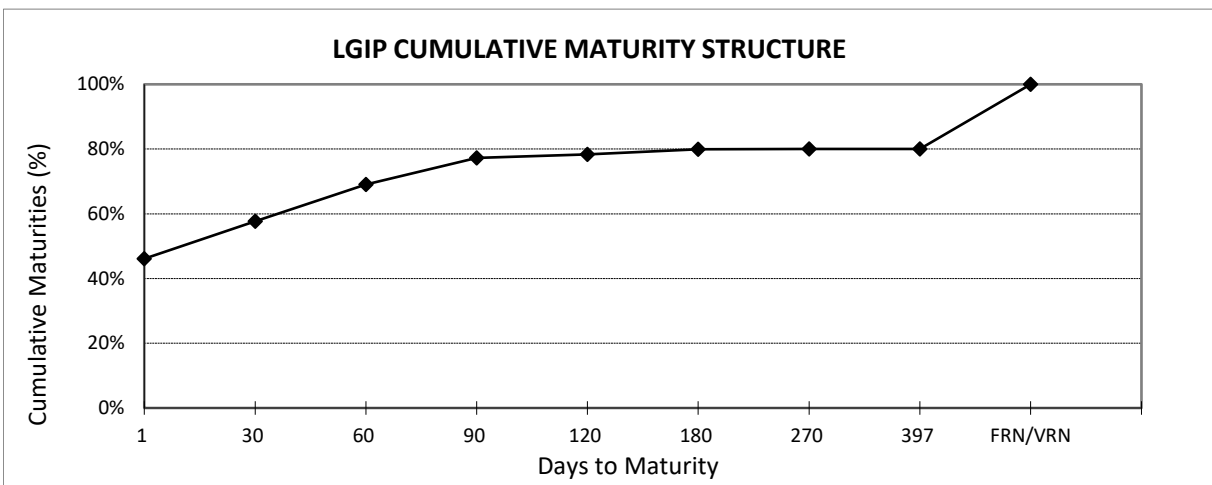
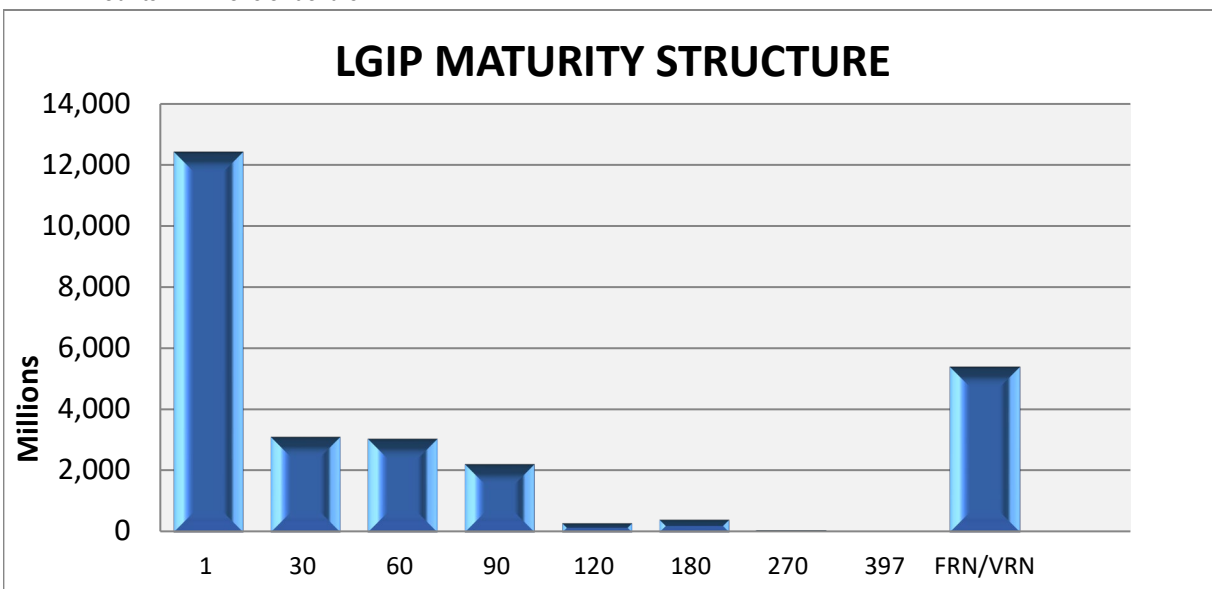
June 30, 2024

<u>DAYS TO MATURITY</u>	<u>\$ MATURING (PAR VALUE)*</u>	<u>% MATURING</u>	<u>CUMULATIVE % MATURING</u>
1	12,413.69	46.1%	46.1%
2-30	3,120.00	11.6%	57.7%
31-60	3,050.00	11.3%	69.0%
61-90	2,220.00	8.2%	77.3%
91-120	300.00	1.1%	78.4%
121-180	410.00	1.5%	79.9%
181-270	25.00	0.1%	80.0%
271-397	0.00	0.0%	80.0%
FRN/VRN	5,383.22	20.0%	100.0%

PORTFOLIO TOTAL:

26,921.91

* Amounts in millions of dollars

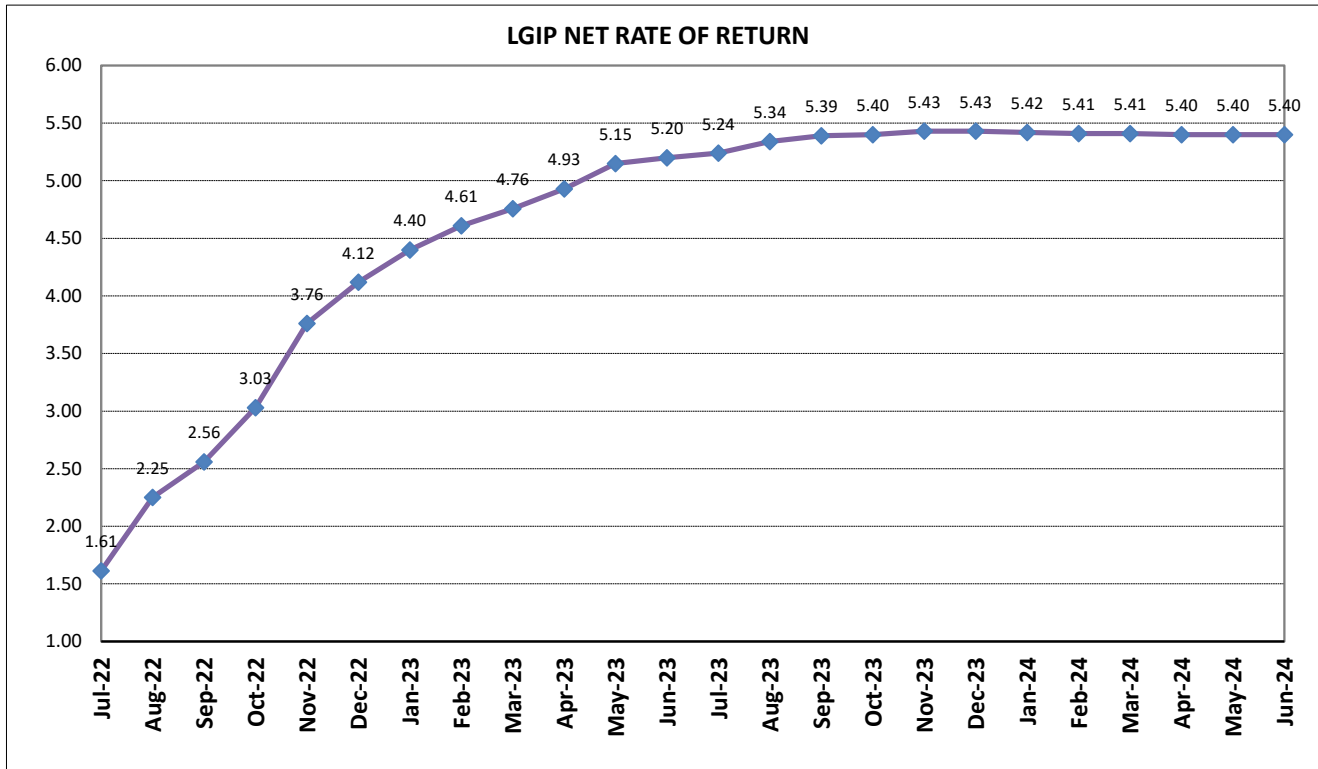


**WASHINGTON STATE
LOCAL GOVERNMENT INVESTMENT POOL**

June 30, 2024

Investment Type	Average Balance	Jun-24	Average Balance	2024
	<u>Jun-24</u>	<u>Percentage</u>	<u>CY 2024</u>	<u>Percentage</u>
Agency Bullets	0.00	0.00%	0.00	0.00%
Agency Discount Notes	571,516,772.98	2.20%	223,849,708.99	0.93%
Agency Floating Rate Notes	4,242,398,903.90	16.33%	4,302,613,418.69	17.84%
Agency Variable Rate Notes	0.00	0.00%	0.00	0.00%
Certificates of Deposit	132,000,000.00	0.51%	132,902,472.53	0.55%
IB Bank Deposit	4,450,701,108.10	17.13%	4,284,956,302.53	17.76%
Repurchase Agreements	6,599,000,000.00	25.40%	6,132,884,615.36	25.42%
SOFR Floating Rate Notes	0.00	0.00%	0.00	0.00%
Supras - Bullets	0.00	0.00%	0.00	0.00%
Supras - Discount Notes	296,574,500.00	1.14%	420,302,272.89	1.74%
Supras- Floating Rate Notes	0.00	0.00%	0.00	0.00%
Supras - Variables	0.00	0.00%	0.00	0.00%
Term Repurchase Agreements	400,000,000.00	1.54%	493,406,593.41	2.05%
U.S. Treasury Securities	8,180,779,350.67	31.49%	6,944,006,874.08	28.79%
US Treasury Floating Rate Notes	1,104,195,579.27	4.25%	1,186,623,073.94	4.92%
Total Avg Daily Balance	25,977,166,214.92	100.00%	24,121,545,332.42	100.00%

Avg Days to Maturity 17 days



* Rates are calculated on a 365-day basis