

# WASHINGTON STATE LOCAL GOVERNMENT INVESTMENT POOL

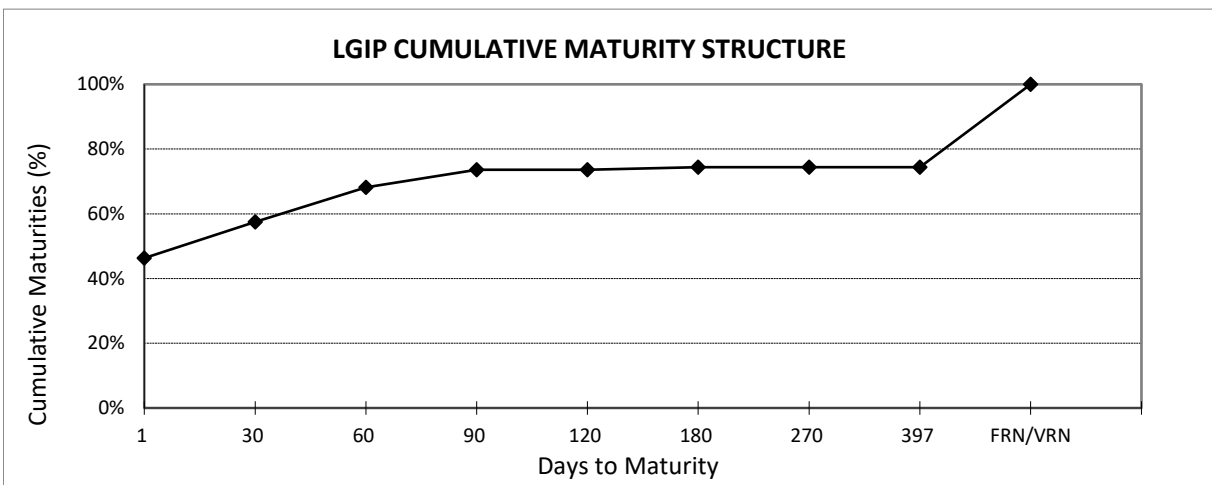
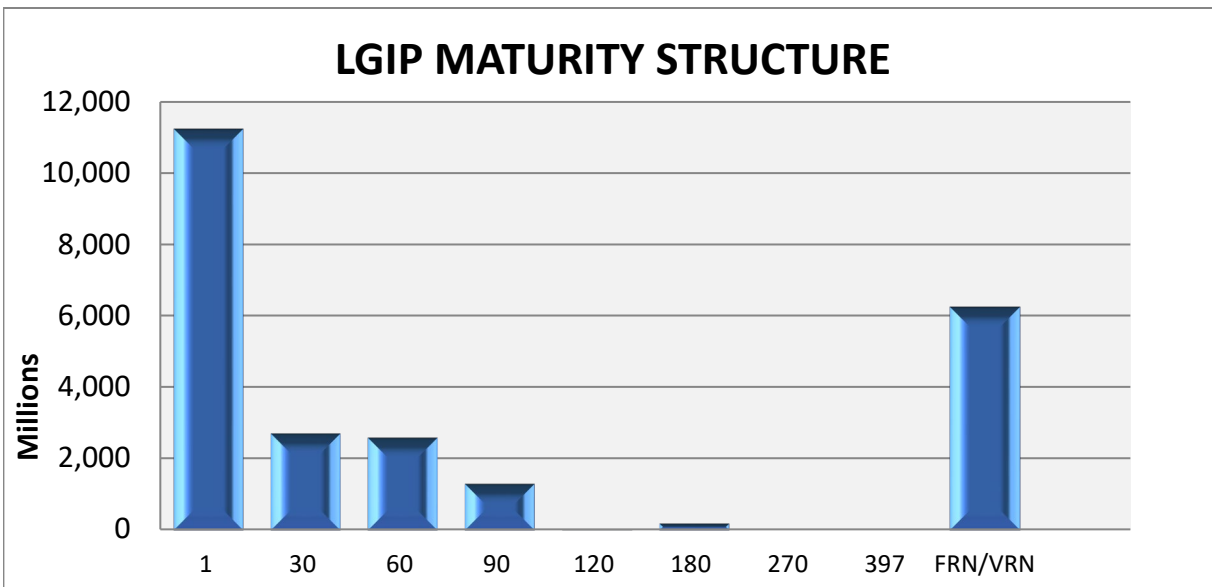
August 31, 2024

<u>DAYS TO MATURITY</u>	<u>\$ MATURING (PAR VALUE)*</u>	<u>% MATURING</u>	<u>CUMULATIVE % MATURING</u>
1	11,250.03	46.3%	46.3%
2-30	2,720.00	11.2%	57.5%
31-60	2,600.00	10.7%	68.2%
61-90	1,308.30	5.4%	73.6%
91-120	10.00	0.0%	73.6%
121-180	188.25	0.8%	74.4%
181-270	0.00	0.0%	74.4%
271-397	0.00	0.0%	74.4%
FRN/VRN	6,220.00	25.6%	100.0%

**PORTFOLIO TOTAL:**

24,296.58

\* Amounts in millions of dollars

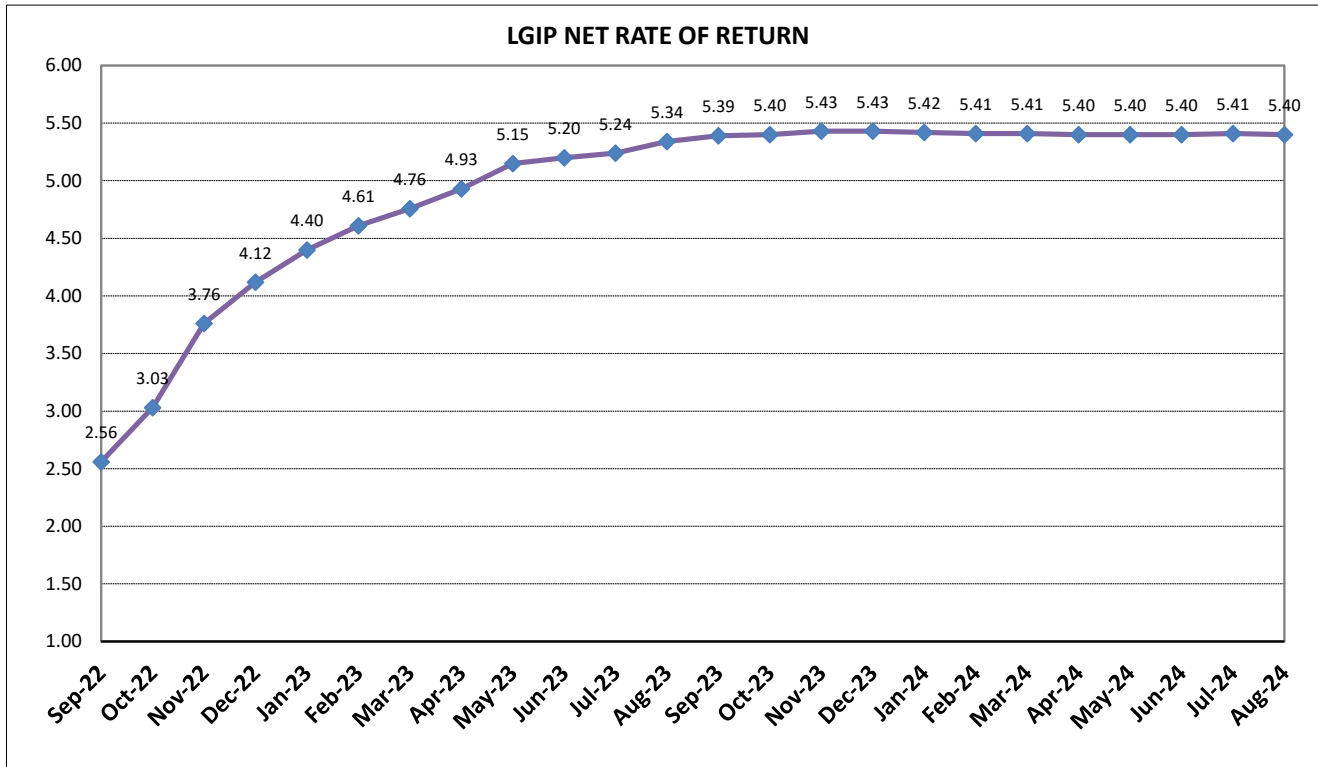


**WASHINGTON STATE  
LOCAL GOVERNMENT INVESTMENT POOL**

**August 31, 2024**

Investment Type	Average Balance	Aug-24	Average Balance	2024
	<u>Aug-24</u>	<u>Percentage</u>	<u>CY 2024</u>	<u>Percentage</u>
.....				
Agency Bullets	0.00	0.00%	0.00	0.00%
Agency Discount Notes	488,761,930.63	1.93%	270,156,584.96	1.10%
Agency Floating Rate Notes	4,774,564,422.71	18.90%	4,386,691,166.46	17.88%
Agency Variable Rate Notes	0.00	0.00%	0.00	0.00%
Certificates of Deposit	93,250,000.00	0.37%	124,256,147.54	0.51%
IB Bank Deposit	4,487,562,970.55	17.76%	4,340,926,954.36	17.69%
Repurchase Agreements	7,116,166,666.66	28.17%	6,395,778,688.47	26.06%
SOFR Floating Rate Notes	0.00	0.00%	0.00	0.00%
Supras - Bullets	0.00	0.00%	0.00	0.00%
Supras - Discount Notes	179,382,238.89	0.71%	373,406,282.10	1.52%
Supras- Floating Rate Notes	0.00	0.00%	0.00	0.00%
Supras - Variables	0.00	0.00%	0.00	0.00%
Term Repurchase Agreements	0.00	0.00%	394,262,295.08	1.61%
U.S. Treasury Securities	7,144,593,726.63	28.28%	7,112,710,753.31	28.98%
US Treasury Floating Rate Notes	980,957,836.88	3.88%	1,141,149,472.07	4.65%
<b>Total Avg Daily Balance</b>	<b>25,265,239,792.95</b>	<b>100.00%</b>	<b>24,539,338,344.35</b>	<b>100.00%</b>

Avg Days to Maturity                      14 days



\* Rates are calculated on a 365-day basis