

Washington State Treasurer's Monthly Report

May 2024



MIKE PELLICCIOTTI
State Treasurer

In accordance with the Americans with Disabilities Act, this publication will be made available in alternate formats upon request to the Office of the State Treasurer, Legislative Building, 2nd Floor, Olympia, Washington 98504-0200, telephone (360) 902-9000, fax (360) 902-9037 or TTY Users Call: 7-1-1. Web Site: <http://tre.wa.gov>.

Cover photo taken by Treasurer's Office staff.

TABLE OF CONTENTS

	<i>Page</i>
State Treasurer's Letter.....	1
General Fund.....	2
Treasury, Treasurer's Trust & Local Government Investment Pool Flowchart.....	3
Treasury & Treasurer's Trust Charts.....	4
General Fund & Local Government Investment Pool Charts.....	5
Receipts & Disbursements for Treasury Funds.....	6
Receipts & Disbursements for Treasurer's Trust Funds.....	20
Investment Statement.....	31
Investment Interest Income & Capital Gains.....	32



Mike Pellicciotti
State Treasurer

State of Washington
Office of the Treasurer
Legislative Building
P.O. Box 40200
Olympia, Washington 98504

(360) 902-9000 TTY 7-1-1
FAX (360) 902-9037
<http://tre.wa.gov>



Fellow Washingtonians,

I am pleased to report on the operations of the Office of the State Treasurer for the month of May 2024. At the close of the month, the total of the treasury & treasurer's trust book balances was \$18.7 billion with investment earnings distributed for the month of \$62 million.

Sincerely,

A handwritten signature in blue ink that reads "Mike Pellicciotti". The signature is fluid and cursive.

Mike Pellicciotti
Washington State Treasurer

GENERAL FUND

CURRENT MONTH AND FISCAL YEAR TO DATE COMPARISON

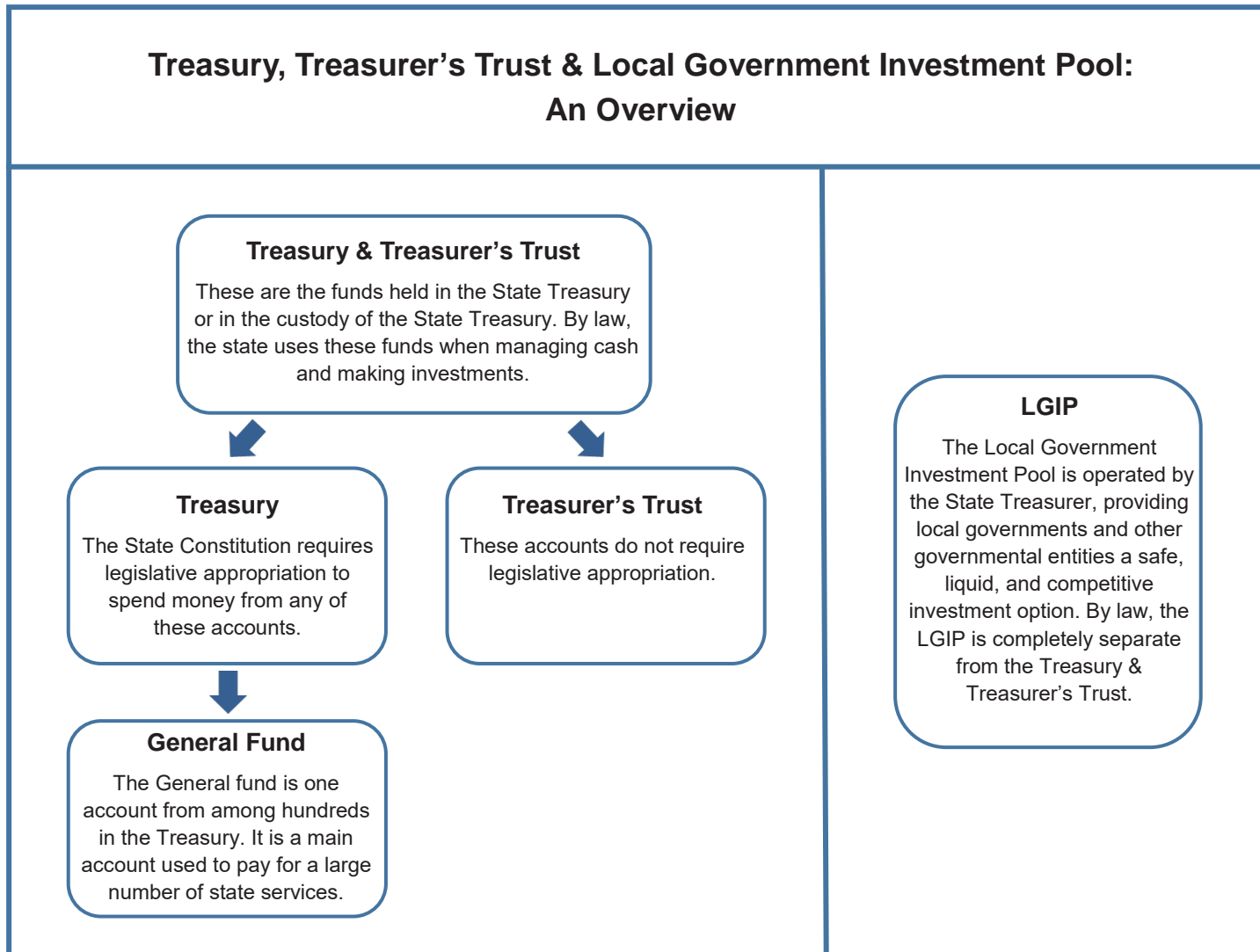
(In Millions)

	Month of May		Fiscal Year to Date	
	2024	2023	2024	2023
Beginning Book Balance	\$ (41.267)	1,433.324	\$ 4,445.348	4,503.455
Cash Revenue	\$ 5,433.740	4,794.372	43,125.831	43,708.537
Other Cash Receipts	489.957	246.597	5,498.730	5,669.101
Total Cash Receipts	5,923.697	5,040.969	48,624.561	49,377.638
Total Cash Disbursements	4,863.156	2,435.396	52,050.635	49,842.196
Ending Book Balance	\$ 1,019.274	\$ 4,038.897	1,019.274	4,038.897
Cash Revenue				
Bond Retirement & Interest	\$ 0.000	\$ 0.000	\$ (0.117)	\$ (0.226)
Secretary of State	5.614	5.799	52.794	53.654
Department of Revenue:				
Retail Sales Tax	1,222.203	1,193.057	13,509.596	13,476.308
Business & Occupation Tax	551.101	518.974	5,832.596	5,705.627
Compensating Tax	76.514	92.013	895.815	914.882
Cigarette Tax	21.244	24.490	207.192	251.460
Public Utility Tax	48.165	48.572	492.371	503.084
Various Other Revenue	20.666	28.092	714.425	811.320
Insurance Commission	3.490	3.245	536.581	512.764
Liquor and Cannabis Board	2.341	2.720	128.269	137.706
Department of Licensing:				
Excise Tax - Other	0.018	0.015	0.155	0.139
Various Other Revenue	4.385	4.150	14.722	15.565
Department of Social & Health Services	0.104	(3.396)	45.462	41.717
Universities & Colleges	(37.328)	0.000	(42.612)	0.627
Treasurer's Transfers	5.153	(12.154)	(231.877)	(184.029)
Counties:				
Property Tax	1,853.362	1,738.887	4,260.222	4,107.570
Real Estate Excise Tax	126.077	103.188	1,045.810	1,243.779
Various Other Revenue	3.810	3.156	39.073	31.934
Federal Grants-In-Aid (All Agencies)	1,537.442	1,090.213	14,760.772	15,443.736
Revenues Distributed to Local Governments	(7.659)	(7.022)	(50.483)	(50.320)
Other Agencies' Cash Revenue	(2.962)	(39.627)	915.065	691.240
Total Cash Revenue	\$ 5,433.740	\$ 4,794.372	\$ 43,125.831	\$ 43,708.537

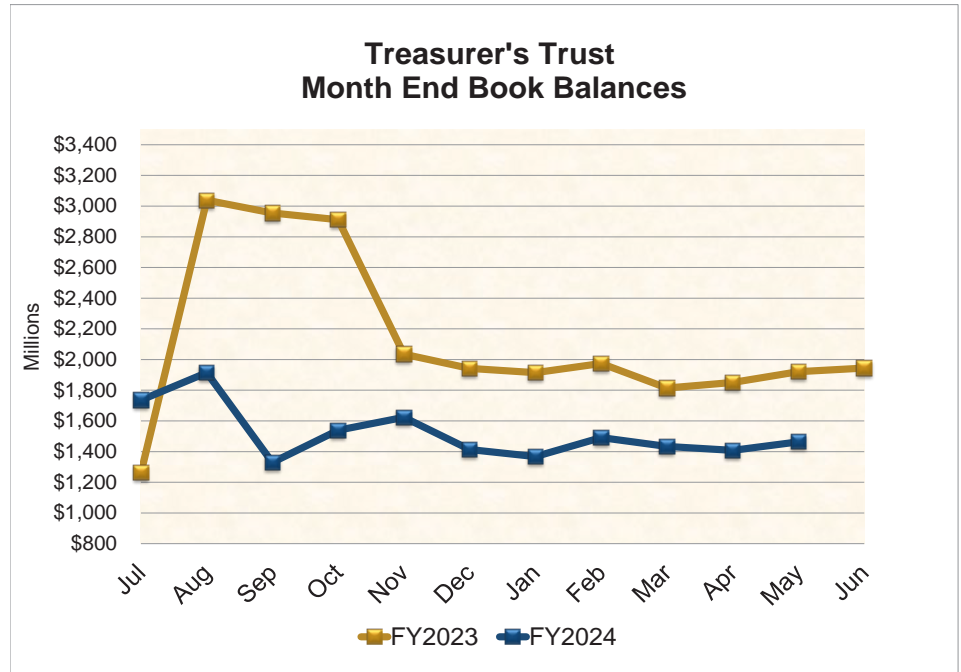
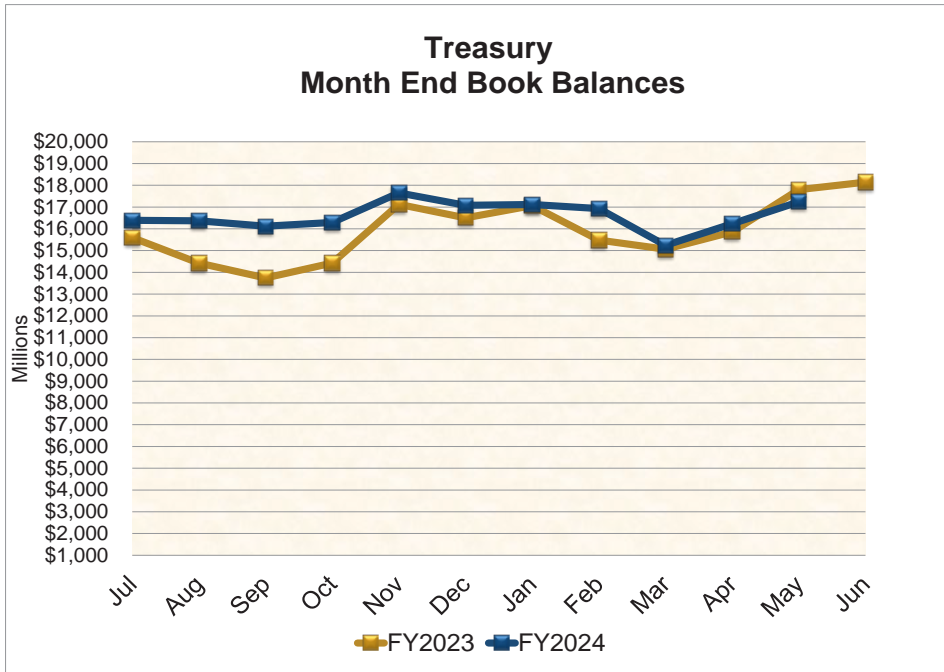
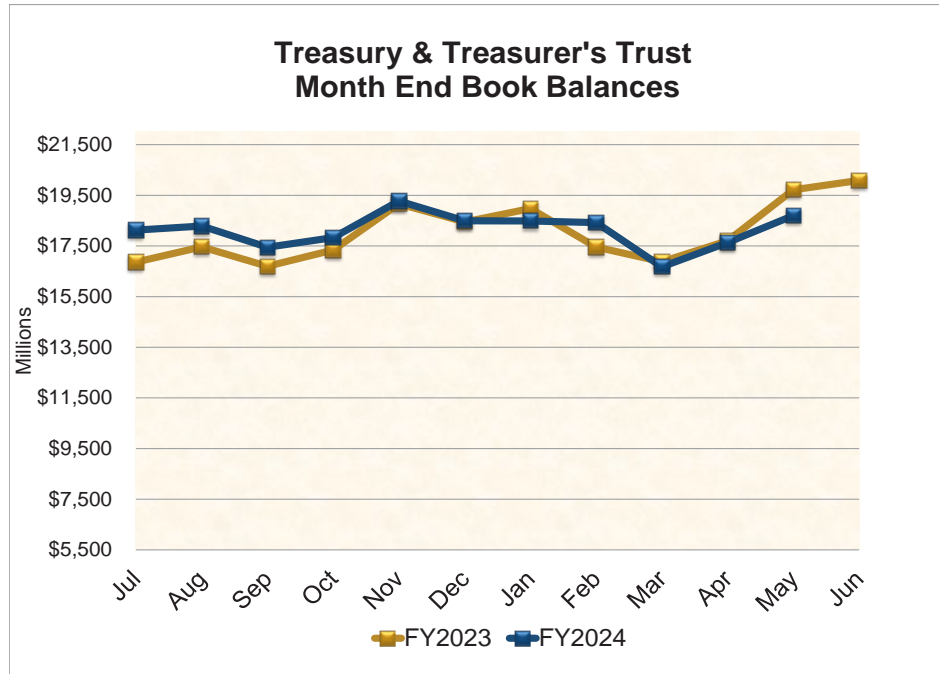
Source: Agency Financial Reporting System (AFRS)

TREASURY, TREASURER'S TRUST & LGIP FLOWCHART

The State Treasurer is charged with the cash management of public funds, which includes two categories of state funds and accounts: (1) funds and accounts located in the state treasury, which are subject to legislative appropriation; and (2) Treasurer's trust funds, which are accounts placed in the custody of the State Treasurer and not typically subject to legislative appropriation. Funds within these accounts are commingled for investment and cash management purposes. This flowchart describes the structure of the Treasury and Treasurer's Trust accounts. Month end balances of these accounts are shown on pages 4 and 5.

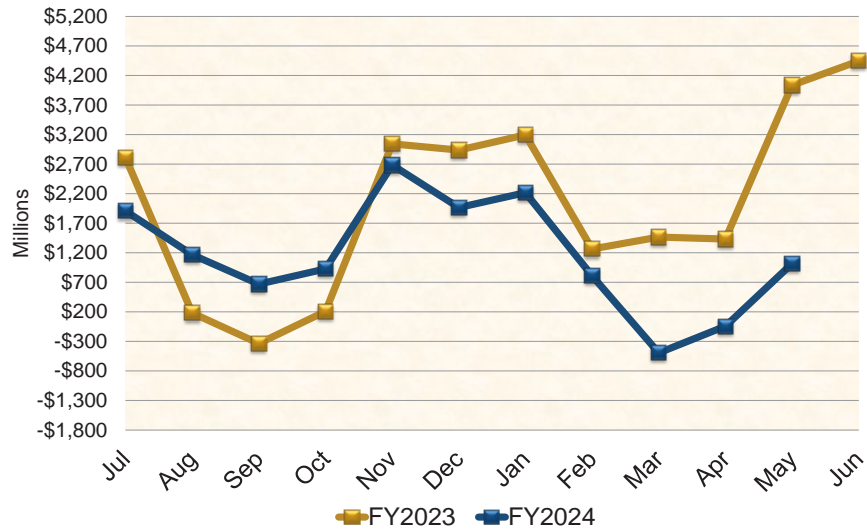


TREASURY & TREASURER'S TRUST CHARTS

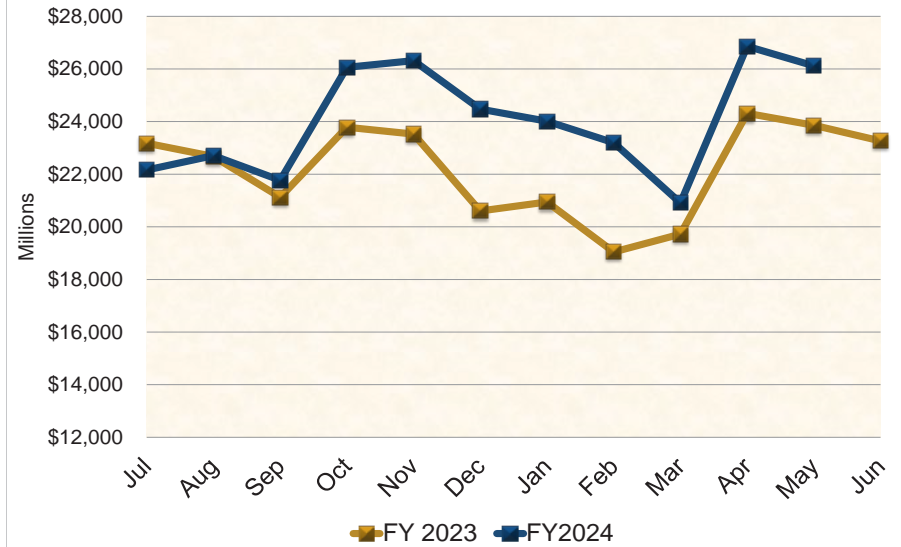


GENERAL FUND & LOCAL GOVERNMENT INVESTMENT POOL CHARTS

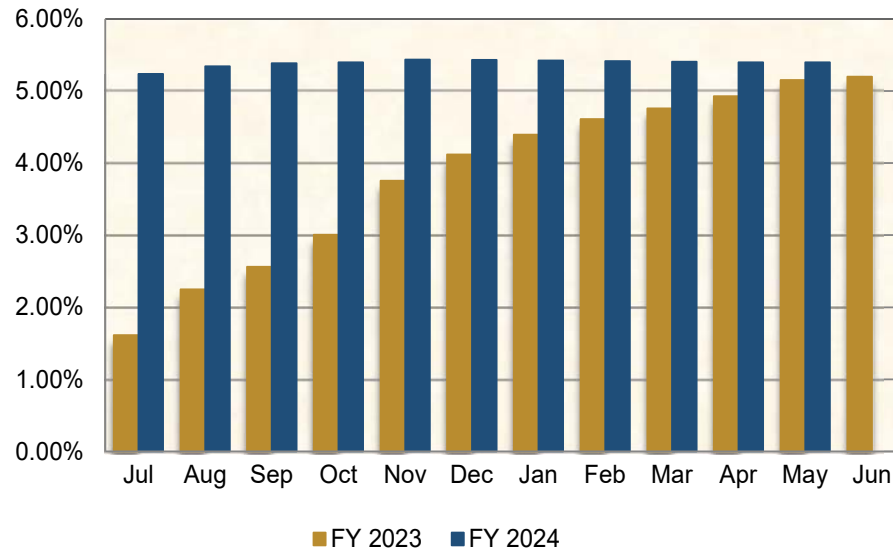
General Fund Month End Book Balances



Local Government Investment Pool Month End Book Balances



LGIP Net Yield (365 day basis)



RECEIPTS & DISBURSEMENTS FOR TREASURY FUNDS

		May 1, 2024	May 2024		May 31, 2024		
		Beginning Book Balance	Plus Receipts	Less Disbursements	Ending Book Balance	Outstanding Warrants	Ending Cash Balance
GENERAL FUND							
001	General	\$ (41,267,621.93)	\$ 5,923,697,199.93	\$ 4,863,155,552.29	\$ 1,019,274,025.71	\$ 67,978,990.80	\$ 1,087,253,016.51
018	Millersylvania Park Current	210.50	210.50	210.50
01E	Geothermal	101,167.70	101,167.70	101,167.70
01N	Institutional Impact	19,144.72	19,144.72	19,144.72
02P	Flood Control Assistance	3,415,880.44	167,909.81	3,247,970.63	3,247,970.63
031	State Investment Board Expense	7,522,725.03	2,473,661.06	2,609,802.30	7,386,583.79	192.72	7,386,776.51
032	State Emergency Water Projects Revolving	221,616.92	221,616.92	221,616.92
03A	Excess Earnings
03L	County Criminal Justice Assistance	3,775,482.41	58,702.22	49,196.63	3,784,988.00	501.69	3,785,489.69
03M	Municipal Criminal Justice Assistance	769,600.14	21,086.40	36,707.71	753,978.83	250.83	754,229.66
05C	Criminal Justice Treatment	7,923,426.91	135,397.47	961,791.34	7,097,033.04	7,097,033.04
05M	Tourism Development and Promotion
070	Outdoor Recreation	(239,789.02)	1,298,513.12	1,416,884.01	(358,159.91)	(358,159.91)
072	State & Local Improve Revolving (Water Supply Facilities)	831,205.60	831,205.60	831,205.60
09C	Farm and Forest	680,862.86	697,368.84	(16,505.98)	(16,505.98)
09G	Riparian Protection	92,489.03	92,489.03
09R	Economic Development Strategic Reserve	11,574,733.53	120,902.16	11,453,831.37	286.37	11,454,117.74
10K	Veterans Innovation Program	14,382.82	14,382.82	14,382.82
10P	Columbia River Basin Water Supply Development	3,471,537.47	10,650.82	3,482,188.29	3,482,188.29
10T	Hood Canal Aquatic Rehabilitation Bond
125	Site Closure	40,088,698.84	123,150.22	103,351.33	40,108,497.73	1,968.00	40,110,465.73
12J	Boating Activities
12K	Puget Sound Scientific Research
12R	Independent Youth Housing
14B	Budget Stabilization	670,049,198.39	2,051,215.67	672,100,414.06	672,100,414.06
14C	Puget Sound Recovery
14H	Community Preservation & Development Authority	2,580,158.50	3,095.93	2,577,062.57	2,577,062.57
15J	Building Communities
15K	Columbia River Water Delivery	16,173.66	16,173.66	16,173.66
15R	Evergreen Job Training
16V	Water Rights Processing	87,587.33	400.00	87,987.33	87,987.33
177	Judicial Retirement Administrative
17C	Opportunity Express Account	62,171.42	62,171.42	62,171.42

RECEIPTS & DISBURSEMENTS FOR TREASURY FUNDS

	May 1, 2024		May 2024		May 31, 2024		
	Beginning Book Balance		Plus Receipts	Less Disbursements	Ending Book Balance	Outstanding Warrants	Ending Cash Balance
GENERAL FUND (Continued)							
17F Washington Opportunity Pathways	\$ 74,526,224.90		\$ 15,337,545.70	\$ 15,438,984.48	\$ 74,424,786.12	\$ 3,750.00	\$ 74,428,536.12
18H Opportunity Expansion	326.64				326.64		326.64
19K Yakima Integrated Plan Implementation							
19L Charter Schools Oversight	1,177,848.89		100,057.13	164,524.55	1,113,381.47	17,274.24	1,130,655.71
19N Diesel Idle Reduction							
20C Yakima Integrated Plan Implementation Taxable Bond							
20F Invest in Washington	92,828.03				92,828.03		92,828.03
21B Chehalis Basin							
21P Sexual Assault Prevention and Response							
21R DCYF Contracted Services Performance Improvement							
22C Early Learning Facilities Revolving			3,044.38	3,044.16	0.22		0.22
22D Early Learning Facilities Development	(75,222.85)		1,057,638.62	4,898,570.96	(3,916,155.19)	3,364.02	(3,912,791.17)
22T Statewide Tourism Marketing	6,958,316.26		282,083.09	10,814.25	7,229,585.10		7,229,585.10
23H Defense Community Compatibility							
23J Statewide Broadband	31,131,582.21		95,357.72	21,699.15	31,205,240.78	53.28	31,205,294.06
244 Habitat Conservation	(3,491.34)		480,493.68	932,898.67	(455,896.33)		(455,896.33)
24H Career Connected Learning							
24M Climate Resiliency							
24U Sustainable Farms and Fields							
253 Education Construction	23,586.63		72.21		23,658.84		23,658.84
25C Elementary & Secondary School Emergency Relief III	(505,181.21)		26,680,558.89	26,440,807.15	(265,429.47)	491,018.68	225,589.21
25D Manufacturing and Warehousing Job Centers	1,080,252.37				1,080,252.37		1,080,252.37
25F Forest Resiliency	242,772.39			45,530.64	197,241.75	1,312.18	198,553.93
25G Manufacturing Cluster Acceleration	2,798,000.00				2,798,000.00		2,798,000.00
25H Fair Start for Kids							
25P Wildfire Response, Forest Restoration, and Community Resilience	23,879,652.80		7,321,000.00	3,928,401.28	27,272,251.52	235,376.01	27,507,627.53
26H Washington State Leadership Board	134,839.82			75,788.35	59,051.47	5,000.00	64,051.47
26K School Seismic Safety Grant Program							
26R Clean Energy Transition Workforce							
26T Washington Student Loan	96,456,074.91		295,280.13		96,751,355.04		96,751,355.04
26U Apple Health and Homes	89,195,681.67			501,057.51	88,694,624.16	213.12	88,694,837.28
26V Capital Community Assistance	285,769,077.18			11,828,020.59	273,941,056.59	16,195.52	273,957,252.11

RECEIPTS & DISBURSEMENTS FOR TREASURY FUNDS

		May 1, 2024	May 2024			May 31, 2024		
		Beginning Book Balance	Plus Receipts	Less Disbursements	Ending Book Balance	Outstanding Warrants	Ending Cash Balance	
GENERAL FUND (Continued)								
27A	Energy Efficiency Revolving Loan Capital	\$	\$	\$	\$	\$	\$	\$
27B	Electric Vehicle Incentive	118,735,879.03	16,717.88	118,719,161.15	118,719,161.15	
27C	Community Reinvestment	196,309,939.75	846,230.00	195,463,709.75	60,052.87	195,523,762.62	
27F	State Lands Dev Authority Capital	
27G	State Lands Dev Authority Operating	
27K	Digital Equity	
28E	Emergency Drought Response	2,938,409.29	6,389.37	2,932,019.92	2,932,019.92	
28K	State Crime Victim & Witness Assistantance	
291	Education Savings	
355	State Taxable Building Construction	43,903,015.27	(3,663.00)	8,770,764.67	35,128,587.60	479.52	35,129,067.12	
359	School Constr & Skill Ctrs Bldg	790,558.47	790,558.47	790,558.47	
489	Pension Funding Stabilization	12,091,346.48	37,796.67	12,129,143.15	12,129,143.15	
548	LEOFF System Plan 2 Expense	130,801.37	130,596.05	143,944.78	117,452.64	358.44	117,811.08	
706	Coronavirus State Fiscal Recovery Fund	770,454,620.70	(182,192.99)	(18,650,275.97)	788,922,703.68	247,911.31	789,170,614.99	
707	Washington Rescue Plan Transition	2,100,000,000.00	2,100,000,000.00	2,100,000,000.00	
828	Tobacco Prevention and Control	711,903.63	2,210.99	1,367.00	712,747.62	712,747.62	
830	Agricultural College Trust Management	1,375,825.91	12.06	122,430.07	1,253,407.90	10,210.63	1,263,618.53	
TOTAL GENERAL FUND		\$ 4,571,343,160.58	\$ 5,982,281,220.13	\$ 4,924,962,760.92	\$ 5,628,661,619.79	\$ 69,074,760.23	\$ 5,697,736,380.02	
SPECIAL REVENUE FUNDS								
002	Hospital Data Collection	\$ 316,157.72	\$ (293.33)	\$ 20,272.10	\$ 295,592.29	\$	\$ 295,592.29	
003	Architects' License	1,379,653.84	62,137.49	33,747.18	1,408,044.15	514.00	1,408,558.15	
007	Winter Recreational Program	3,822,075.36	54,135.00	540,901.87	3,335,308.49	12,703.54	3,348,012.03	
014	Forest Development	12,428,691.64	5,318.50	(979,703.43)	13,413,713.57	12,208.76	13,425,922.33	
01B	ORV & Non-Highway Vehicle Account	1,020,027.63	293,348.69	319,652.60	993,723.72	1,685.22	995,408.94	
01M	Snowmobile	2,899,045.79	10,246.74	540,710.65	2,368,581.88	45,463.05	2,414,044.93	
024	Professional Engineers'	1,840,243.13	176,616.62	195,979.83	1,820,879.92	260.00	1,821,139.92	
025	Pilotage	381,960.94	159,312.35	166,695.88	374,577.41	181.95	374,759.36	
026	Real Estate Commission	8,461,760.75	516,582.15	660,715.27	8,317,627.63	129,939.81	8,447,567.44	
027	Reclamation	6,521,679.02	404,381.59	157,301.37	6,768,759.24	555.00	6,769,314.24	
02A	Surveys and Maps	372,835.93	77,097.13	89,461.56	360,471.50	360,471.50	
02G	Health Professions	39,525,658.54	8,568,165.35	5,851,421.57	42,242,402.32	55,136.63	42,297,538.95	
02H	Business Enterprises Revolving	801,506.93	66,731.18	25,838.28	842,399.83	1,029.84	843,429.67	
02J	Certified Public Accountants'	4,330,494.72	167,120.00	153,182.69	4,344,432.03	230.00	4,344,662.03	

RECEIPTS & DISBURSEMENTS FOR TREASURY FUNDS

		May 1, 2024	May 2024		May 31, 2024		
		Beginning Book Balance	Plus Receipts	Less Disbursements	Ending Book Balance	Outstanding Warrants	Ending Cash Balance
SPECIAL REVENUE FUNDS (Continued)							
02K	Death Investigations	\$ (274,663.71)	\$ 3,569,418.65	\$ (256,788.65)	\$ 3,551,543.59	\$ 3,472.78	\$ 3,555,016.37
02M	Essential Rail Assistance	2,115,965.44	38,172.71	15,492.63	2,138,645.52	2,138,645.52
02N	Parkland Acquisition	341,046.09	23,690.00	317,356.09	317,356.09
02R	Aquatic Lands Enhancement	18,599,042.64	8,350.58	202,498.62	18,404,894.60	13,239.21	18,418,133.81
02W	Timber Tax Distribution	864,038.76	8,452,913.22	8,714,331.45	602,620.53	6,649.69	609,270.22
030	Landowner Contingency Forest Fire Suppression	3,093,514.40	431.97	(1,998,213.81)	5,092,160.18	108.00	5,092,268.18
039	Aeronautics	13,192,823.06	688,376.77	446,516.53	13,434,683.30	179,806.42	13,614,489.72
03B	Asbestos	1,316,035.54	41,594.61	25,159.71	1,332,470.44	152.81	1,332,623.25
03C	Emergency Medical Services and Trauma Care System Trust	7,586,699.11	956,434.14	94,391.93	8,448,741.32	119,425.50	8,568,166.82
03F	911 Account	15,488,975.84	2,460,458.57	884,511.51	17,064,922.90	157,746.56	17,222,669.46
03N	Business License	12,022,829.04	3,841,469.10	3,378,531.78	12,485,766.36	48,887.85	12,534,654.21
03P	Fire Service Trust	759,261.98	1,900.00	1,521.91	759,640.07	759,640.07
03R	Safe Drinking Water	6,870,518.12	141,148.12	313,010.31	6,698,655.93	6,698,655.93
041	Resource Management Cost	40,396,243.57	138,631.69	112,428.35	40,422,446.91	38,322.55	40,460,769.46
042	Charitable, Educational, Penal, and Reformatory Institutions	13,273,821.66	41,705.65	(74,569.63)	13,390,096.94	52,062.75	13,442,159.69
044	Waste Reduction, Recycling, and Litter Control	14,534,035.06	1,432,923.74	1,536,459.20	14,430,499.60	10,761.40	14,441,261.00
045	State Vehicle Parking	816,728.06	425,581.54	479,100.88	763,208.72	763,208.72
048	Marine Fuel Tax Refund	260,362.45	3,067.67	257,294.78	257,294.78
04E	Uniform Commercial Code	3,443,662.34	83,350.95	81,985.38	3,445,027.91	166.55	3,445,194.46
04H	Surface Mining Reclamation	2,181,388.49	878.84	38,543.79	2,143,723.54	2,143,723.54
04M	Recreational Fisheries Enhancement	923,537.99	403,836.30	152,262.38	1,175,111.91	1,175,111.91
04R	Drinking Water Assistance	178,705,717.06	1,582,742.62	5,035,103.55	175,253,356.13	585,630.22	175,838,986.35
04V	Vehicle License Fraud	529,358.64	6,522.82	535,881.46	535,881.46
04W	Waterworks Operator Certification	1,242,194.82	97,551.30	413,594.22	926,151.90	926,151.90
058	Public Works Assistance	144,075,771.27	61,799,136.03	4,154,934.20	201,719,973.10	1,634.01	201,721,607.11
05H	Disaster Response	(277,446,678.53)	234,255,999.58	32,648,692.02	(75,839,370.97)	230,892.69	(75,608,478.28)
05R	Drinking Water Assistance Administrative	3,955,534.59	12,207.48	96,289.38	3,871,452.69	3,871,452.69
05W	State Drought Preparedness	12,893,678.17	165,217.63	12,728,460.54	12,728,460.54
06A	Salmon Recovery	98,474,513.53	990,240.74	97,484,272.79	97,484,272.79
06G	Real Estate Appraiser Commission	257,368.21	65,162.20	169,747.64	152,782.77	150.00	152,932.77
06K	Lead Paint	210,863.07	5,183.53	3,089.42	212,957.18	125.00	213,082.18
06L	Business and Professions	12,752,251.11	1,053,809.25	935,991.15	12,870,069.21	141,734.52	13,011,803.73
06R	Real Estate Research	976,439.30	22,170.00	51,250.00	947,359.30	360.00	947,719.30

RECEIPTS & DISBURSEMENTS FOR TREASURY FUNDS

		May 1, 2024	May 2024			May 31, 2024		
		Beginning Book Balance	Plus Receipts	Less Disbursements	Ending Book Balance	Outstanding Warrants	Ending Cash Balance	
SPECIAL REVENUE FUNDS (Continued)								
06T	License Plate Technology	\$ 2,112,948.78	\$ 175,802.40	\$ 11,091.36	\$ 2,277,659.82	\$ 29.85	\$ 2,277,689.67	
071	Warm Water Game Fish	1,376,996.53	365,934.64	80,021.15	1,662,910.02	11,524.65	1,674,434.67	
07W	Domestic Violence Prevention	2,465,247.32	94,522.00	82,931.63	2,476,837.69	2,476,837.69	
080	Grade Crossing Protective	260,578.21	797.71	71,892.21	189,483.71	189,483.71	
081	State Patrol Highway	50,818,506.18	22,614,155.83	24,743,703.00	48,688,959.01	363,547.48	49,052,506.49	
082	Motorcycle Safety Education	4,504,671.62	259,036.05	235,701.01	4,528,006.66	3,564.21	4,531,570.87	
084	Building Code Council	1,249,055.13	106,807.21	99,646.98	1,256,215.36	6.50	1,256,221.86	
086	Fire Service Training	(3,413,455.80)	6,005,664.18	662,747.11	1,929,461.27	46,486.76	1,975,948.03	
087	Park Land Trust Revolving	2,914,164.22	267,977.98	(308,299.64)	3,490,441.84	3,552.20	3,493,994.04	
08A	Education Legacy Trust	1,657,607,340.30	(23,407,795.97)	32,712,832.78	1,601,486,711.55	1,663,271.20	1,603,149,982.75	
08H	Military Department Rental and Lease	4,899,733.82	34,436.38	4,729.95	4,929,440.25	107.50	4,929,547.75	
08K	Problem Gambling	1,687,572.08	72,443.78	25,402.09	1,734,613.77	1,734,613.77	
08M	Small City Pavement and Sidewalk	3,809,363.26	85,857.31	3,895,220.57	3,895,220.57	
08R	Waste Tire Removal	3,523,925.54	365,067.35	11,729.70	3,877,263.19	3,877,263.19	
094	Transportation Infrastructure	11,569,167.56	73,288.93	1,635.78	11,640,820.71	11,640,820.71	
095	Electrical License	16,934,718.31	4,278,099.10	2,943,325.41	18,269,492.00	35,052.14	18,304,544.14	
096	Highway Infrastructure	2,626,818.14	8,041.45	2,634,859.59	2,634,859.59	
097	Recreational Vehicle	4,851,661.26	109,639.69	22,578.46	4,938,722.49	6.00	4,938,728.49	
099	Puget Sound Capital Construction	63,186,131.41	1,928,799.54	13,280,442.75	51,834,488.20	135,744.09	51,970,232.29	
09E	Freight Mobility Investment	15,487,287.88	47,465.93	86,544.17	15,448,209.64	15,448,209.64	
09H	Transportation Partnership	(48,617,103.14)	2,659,431.32	646,833.84	(46,604,505.66)	4,132.24	(46,600,373.42)	
09P	City-County Assistance	1,268,451.41	1,527,979.85	2,796,431.26	2,796,431.26	
09T	Washington Main Street Trust Fund	56,638.16	56,638.16	56,638.16	
102	Rural Arterial Trust	22,319,907.18	1,530,822.77	1,135,382.35	22,715,347.60	11.63	22,715,359.23	
104	Limited Fish And Wildlife	9,647,723.00	3,548,939.29	1,630,194.20	11,566,468.09	17,100.50	11,583,568.59	
106	Highway Safety	20,713,923.01	13,788,463.42	18,662,751.90	15,839,634.53	238,848.19	16,078,482.72	
107	Liquor Excise Tax	4,912,613.61	3,892,573.30	43,350.73	8,761,836.18	391.96	8,762,228.14	
108	Motor Vehicle	304,414,319.37	178,986,461.77	154,281,087.74	329,119,693.40	5,273,940.54	334,393,633.94	
109	Puget Sound Ferry Operations	2,505,124.99	20,849,024.65	29,273,089.21	(5,918,939.57)	172,266.02	(5,746,673.55)	
10A	Aquatic Algae Control	691,590.47	43,669.00	55,379.06	679,880.41	3.00	679,883.41	
10B	Home Security Fund	136,280,231.49	5,985,988.08	11,628,631.74	130,637,587.83	27,358.12	130,664,945.95	
10G	Water Rights Tracking System	395,742.23	9,576.67	405,318.90	405,318.90	
110	Special Wildlife	10,789,549.26	216,686.19	251,769.65	10,754,465.80	7,093.17	10,761,558.97	
111	Public Service Revolving	43,333,283.57	2,332,309.25	2,071,937.22	43,593,655.60	20,669.40	43,614,325.00	

RECEIPTS & DISBURSEMENTS FOR TREASURY FUNDS

	May 1, 2024		May 2024		May 31, 2024		
	Beginning Book Balance		Plus Receipts	Less Disbursements	Ending Book Balance	Outstanding Warrants	Ending Cash Balance
SPECIAL REVENUE FUNDS (Continued)							
113 Common School Construction	\$ 391,604,606.01		\$ 1,684,782.85	\$ (67,784.28)	\$ 393,357,173.14	\$ 58,256.90	\$ 393,415,430.04
116 Basic Data	212,208.81		212,208.81	212,208.81
119 Unemployment Compensation Administration	(136,832.49)		13,253,333.16	12,947,722.93	168,777.74	2,250,032.04	2,418,809.78
11B Regional Mobility Grant Program	83,397,258.43		262,566.93	3,823,835.90	79,835,989.46	3,432,313.00	83,268,302.46
11E Freight Mobility Multimodal	20,118,417.26		61,592.86	20,180,010.12	20,180,010.12
11H Forest and Fish Support	6,019,005.27		453,839.60	477,790.53	5,995,054.34	5,995,054.34
11K Washington Auto Theft Prevention Authority	4,856,688.53		404,490.05	4,452,198.48	4,452,198.48
120 Administrative Contingency	46,661,395.50		1,099,003.60	787,181.39	46,973,217.71	46,973,217.71
12C Affordable Housing For All	35,938,590.32		1,486,453.72	4,045,005.56	33,380,038.48	64,034.33	33,444,072.81
12M Charitable Organization Education	1,280,823.46		50,680.00	1,331,503.46	1,331,503.46
12T Traumatic Brain Injury	1,098,682.69		174,990.31	81,196.03	1,192,476.97	4,240.32	1,196,717.29
134 Employment Services Administrative	54,859,288.51		6,357,223.33	5,615,878.54	55,600,633.30	18,280.93	55,618,914.23
138 Insurance Commissioner's Regulatory	19,979,213.52		912,827.50	3,029,282.18	17,862,758.84	21,049.40	17,883,808.24
144 Transportation Improvement	85,388,851.60		7,493,099.79	5,986,294.27	86,895,657.12	548.91	86,896,206.03
146 Firearms Range	1,842,125.05		25,645.68	144,957.49	1,722,813.24	1,722,813.24
14A Wildlife Rehabilitation	371,174.53		17,169.80	16,475.68	371,868.65	27.42	371,896.07
14G Ballast Water and Biofouling Management	30,677.87		541.65	30,136.22	42.36	30,178.58
14M Financial Fraud & ID Theft	2,653,867.00		126,855.00	7,993.87	2,772,728.13	2,772,728.13
14R Military Active State Service	416,584.10		568.00	416,016.10	416,016.10
14V Ignition Interlock Device	3,163,745.50		765,052.50	534,284.66	3,394,513.34	311.14	3,394,824.48
150 Low-Income Weatherization/ Structural Rehabilitation Assistance	1,546,160.54		4,733.24	2,283.76	1,548,610.02	1,548,610.02
153 Rural Mobility Grant Program	10,378,687.17		32,008.77	1,149,398.48	9,261,297.46	9,261,297.46
154 New Motor Vehicle Arbitration	1,435,365.89		59,286.00	58,534.18	1,436,117.71	3.00	1,436,120.71
158 Aquatic Land Dredged Material Disposal Site	333,131.10		15.42	1,480.50	331,666.02	331,666.02
159 Parks Improvement	229,987.82		88,336.90	50,165.52	268,159.20	16,087.50	284,246.70
15H Cleanup Settlement	49,751,644.01		152,351.06	789,022.89	49,114,972.18	26,111.78	49,141,083.96
15M Biotoxin	745,028.93		237,314.86	125,290.26	857,053.53	934.10	857,987.63
160 Wood Stove Education and Enforcement	640,116.22		14,670.00	28,068.25	626,717.97	626,717.97
162 Farm Labor Contractor	180,238.54		575.00	180,813.54	180,813.54
167 Natural Resources Conservation Areas Stewardship	389,663.71		15.42	(3,521.16)	393,200.29	393,200.29
16A Judicial Stabilization Trust	91,817,311.20		431,901.67	3,249,131.30	89,000,081.57	508,739.90	89,508,821.47
16J SR 520 Corridor	124,677,372.66		(3,882,188.85)	(6,579,051.25)	127,374,235.06	266,084.21	127,640,319.27
16M Appraisal Management Company	995,190.48		991,764.83	761,967.20	1,224,988.11	750,617.82	1,975,605.93

RECEIPTS & DISBURSEMENTS FOR TREASURY FUNDS

		May 1, 2024	May 2024			May 31, 2024		
		Beginning Book Balance	Plus Receipts	Less Disbursements	Ending Book Balance	Outstanding Warrants	Ending Cash Balance	
SPECIAL REVENUE FUNDS (Continued)								
16P	Marine Resources Stewardship Trust	\$ 16.48	\$ 0.05	\$	\$ 16.53	\$	\$ 16.53	
16W	Hospital Safety Net Assessment	27,073,675.84	2,542,203.18	64,419.94	29,551,459.08	29,551,459.08	
172	Basic Health Plan Trust	6,900,554.00	6,900,554.00	6,900,554.00	
176	Water Quality Permit	32,048,581.16	434,894.19	2,029,739.33	30,453,736.02	23,434.41	30,477,170.43	
17B	Home Visiting Services	8,587,752.10	1,416,822.83	2,253,351.33	7,751,223.60	14,424.00	7,765,647.60	
17N	Complete Streets Grant Program	8,697,856.00	8,697,856.00	8,697,856.00	
17P	SR520 Civil Penalties	11,199,125.54	36,806.92	(515,356.05)	11,751,288.51	11,622.34	11,762,910.85	
17T	Health Benefit Exchange	9,042,689.98	4,252,721.32	329,924.26	12,965,487.04	240,862.00	13,206,349.04	
17W	Limousine Carriers	79,078.42	79,078.42	79,078.42	
182	Underground Storage Tank	3,542,729.05	215,587.39	167,466.78	3,590,849.66	524.40	3,591,374.06	
186	County Arterial Preservation	476,538.12	1,134,088.88	1,110,504.71	500,122.29	23.26	500,145.55	
18J	Capital Vessel Replacement	27,005,505.38	2,604,942.22	222,136.34	29,388,311.26	523.66	29,388,834.92	
18L	Hydraulic Project Approval	
199	Biosolids Permit	1,286,606.71	112,624.21	102,822.05	1,296,408.87	1,296,408.87	
19A	Medicaid Fraud Penalty	27,821,547.69	24,033.62	292,856.75	27,552,724.56	705.00	27,553,429.56	
19C	Forest Practice Application	347,325.96	154.18	(14,112.05)	361,592.19	1,400.00	362,992.19	
19T	DOL Technology Improvement and Data Management	1,007,529.54	42,846.20	23,280.77	1,027,094.97	1,027,094.97	
19V	Andy Hill Cancer Research Endowment Fund	20,368,676.76	942,943.54	7,744,784.96	13,566,835.34	13,566,835.34	
200	Regional Fisheries Enhancement Salmonid Recovery	(285,494.21)	241,449.99	(526,944.20)	(526,944.20)	
201	Department of Licensing Services	3,042,369.96	360,601.85	239,083.41	3,163,888.40	60.41	3,163,948.81	
202	Medical Test Site Licensure	1,140,060.11	25,647.44	133,116.22	1,032,591.33	1,032,591.33	
204	Volunteer Fire Fighters' and Reserve Officers' Administrative	4,906,620.26	11,700,773.01	180,377.12	16,427,016.15	210.27	16,427,226.42	
207	Hazardous Waste Assistance	3,891,573.57	83,146.32	308,400.92	3,666,318.97	6,888.83	3,673,207.80	
20H	Connecting Washington	417,467,360.18	23,604,593.61	53,151,219.15	387,920,734.64	235,453.69	388,156,188.33	
20J	Electric Vehicle	10,784,319.66	2,617,126.20	37,619.52	13,363,826.34	2,200.00	13,366,026.34	
20M	Puget Sound Taxpayer Accountability	2,204,011.57	826,472.51	3,030,484.08	3,030,484.08	
20N	Transportation Future Funding Program	28,959,535.78	44,267.22	29,003,803.00	29,003,803.00	
20R	Radioactive Mixed Waste	1,537,656.84	1,400,000.00	860,441.45	2,077,215.39	4,917.03	2,082,132.42	
20T	PLIA Underground Storage Tank Revolving	30,606,459.53	98,337.03	189,562.18	30,515,234.38	30,515,234.38	
215	Special Category C	31,138,205.30	857,180.50	2,586,930.11	29,408,455.69	5,851.46	29,414,307.15	
216	Air Pollution Control	5,871,314.40	61,663.00	121,125.27	5,811,852.13	2,107.64	5,813,959.77	
217	Oil Spill Prevention	9,873,964.41	392,335.27	385,232.81	9,881,066.87	316.17	9,881,383.04	
218	Multimodal Transportation	349,574,116.47	31,366,631.83	19,046,323.75	361,894,424.55	956,012.58	362,850,437.13	

RECEIPTS & DISBURSEMENTS FOR TREASURY FUNDS

	May 1, 2024		May 2024		May 31, 2024		
	Beginning Book Balance	Plus Receipts	Less Disbursements	Ending Book Balance	Outstanding Warrants	Ending Cash Balance	
SPECIAL REVENUE FUNDS (Continued)							
21E Concealed Pistol License Renewal	\$ 577,747.51	\$ 9,973.32	\$ 18,215.50	\$ 569,505.33	\$	\$ 569,505.33	
21H Wastewater Treatment Plant Operator Certification	465,692.65	3,915.00	15,490.37	454,117.28	205.00	454,322.28	
21M Distracted Driving Prevention	62,981.15	4,387.70	67,368.85	67,368.85	
21S Aquatic Invasive Species Management	76,965.54	92,618.00	20,644.67	148,938.87	182.84	149,121.71	
21V Construction Registration Inspection	5,503,142.75	1,187,384.16	1,230,365.06	5,460,161.85	9,855.42	5,470,017.27	
222 Freshwater Aquatic Weeds	1,245,913.37	84,951.00	44,415.48	1,286,448.89	6.00	1,286,454.89	
223 State Oil Spill Response	4,918,780.41	105,862.46	608,778.09	4,415,864.78	4,415,864.78	
22J Abandoned Recreational Vehicle Disposal	2,393,425.52	193,174.75	66,767.38	2,519,832.89	3,172.00	2,523,004.89	
22M Energy Efficiency	5,030,277.92	13.38	5,030,264.54	5,030,264.54	
22R Internet Consumer Access	
22U Secure Drug Take-Back Program	206,721.16	41,771.26	164,949.90	164,949.90	
22W Public Disclosure Transparency	7,873,926.10	1,100.00	44,357.51	7,830,668.59	350.00	7,831,018.59	
234 Public Works Administration	8,554,461.60	1,049,711.06	851,521.59	8,752,651.07	65,231.04	8,817,882.11	
235 Youth Tobacco & Vapor Product Prevention	1,384,637.41	126,821.44	115,042.00	1,396,416.85	9,124.26	1,405,541.11	
237 Recreation Access Pass	2,960,176.00	331,465.20	5,350.00	3,286,291.20	270.00	3,286,561.20	
23G Vulnerable Roadway User Education	26,687.80	721.67	27,409.47	27,409.47	
23N Model Toxics Control Capital	252,632,829.91	8,800,583.71	8,802,940.48	252,630,473.14	168,498.27	252,798,971.41	
23P Model Toxics Control Operating	71,423,169.46	16,501,138.17	15,553,196.45	72,371,111.18	638,890.74	73,010,001.92	
23R Model Toxics Control Stormwater	79,374,747.51	3,979,990.03	3,858,476.93	79,496,260.61	12,254.37	79,508,514.98	
23S Puget Sound Gateway Facility	3,719.32	14,564.38	18,283.70	18,283.70	
23T Congestion Relief Traffic Safety	161,583.20	3,235.81	164,819.01	164,819.01	
23V Voluntary Cleanup	959,316.07	45,990.53	13,056.56	992,250.04	18,525.00	1,010,775.04	
23W Paint Product Stewardship	83,083.05	185.84	82,897.21	82,897.21	
24B Foundational Public Health Services	26,218,659.83	1,311,403.96	4,598,483.99	22,931,579.80	22,931,579.80	
24J Workforce Education Investment	282,752,771.07	36,805,204.90	30,344,202.15	289,213,773.82	44,182.28	289,257,956.10	
24K Agency Financial Transaction	5,105,220.01	852,149.60	416,536.99	5,540,832.62	5,540,832.62	
24L Ambulance Transport	7,402,934.30	19,888.61	465,722.46	6,957,100.45	6,957,100.45	
24N Fish, Wildlife, and Conservation	11,134,877.75	10,410,044.64	2,909,648.65	18,635,273.74	197,025.21	18,832,298.95	
24P Insurance Commissioner's Fraud	1,068,282.67	41,264.00	154,701.88	954,844.79	1,725.00	956,569.79	
24Q Cooper Jones Active Transportation Safety	1,714,070.11	18,407.35	1,695,662.76	1,695,662.76	
24V Telebehavioral Health Access	445,985.95	503,553.80	373,821.90	575,717.85	575,717.85	
25M State Health Care Affordability	43,400,631.65	43,400,631.65	43,400,631.65	
25N Statewide 988 Behavioral Health Crisis Response & Suicide Prevention Line	54,607,852.53	3,906,124.82	2,188,748.33	56,325,229.02	56,325,229.02	

RECEIPTS & DISBURSEMENTS FOR TREASURY FUNDS

		May 1, 2024	May 2024			May 31, 2024		
		Beginning Book Balance	Plus Receipts	Less Disbursements	Ending Book Balance	Outstanding Warrants	Ending Cash Balance	
SPECIAL REVENUE FUNDS (Continued)								
25Q	Clean Fuels Program	\$ 1,066,160.37	\$ 3,928.00	\$ 89,980.77	\$ 980,107.60	\$	\$ 980,107.60	
25T	Refrigerant Emission Management	24,440.00	5,720.00	30,160.00	30,160.00	
25U	Department of Licensing Wage Lien	378.00	378.00	378.00	
25W	Driver Licensing Technology Support	1,752,807.27	189,431.09	15,420.89	1,926,817.47	1,926,817.47	
260	University of Washington Operating Fees	(108,475.98)	108,599.52	123.54	123.54	
262	Manufactured Home Installation Training	740,883.93	21,800.73	22,476.14	740,208.52	740,208.52	
263	Community and Economic Development Fee	6,485,940.87	4,800.00	101,919.04	6,388,821.83	27,800.81	6,416,622.64	
267	Recreation Resources	23,734,464.53	736,501.96	574,753.18	23,896,213.31	7,990.51	23,904,203.82	
268	Nonhighway and Off-Road Vehicle Activities (NOVA) Program	14,512,132.54	638,407.24	41,248.54	15,109,291.24	30.00	15,109,321.24	
269	Parks Renewal and Stewardship	34,773,844.96	6,528,984.39	4,908,920.84	36,393,908.51	354,916.85	36,748,825.36	
26A	Carbon Emissions Reduction	162,001,969.40	3,077,539.00	158,924,430.40	158,924,430.40	
26B	Climate Investment	767,506,757.97	1,423,754.70	766,083,003.27	45,385.99	766,128,389.26	
26C	Climate Commitment	475,674,873.12	21,480.63	17,053,267.01	458,643,086.74	68,795.91	458,711,882.65	
26D	Natural Climate Solutions	96,367,220.43	73.00	4,326,817.93	92,040,475.50	232,230.13	92,272,705.63	
26E	Air Quality and Health Disparities Improvement	22,379,795.22	327,402.00	22,052,393.22	22,052,393.22	
26M	Climate Active Transportation	76,905,135.45	236,317.08	172,713.37	76,968,739.16	76,968,739.16	
26N	Climate Transit Programs	76,674,925.72	242,398.98	14,643,005.93	62,274,318.77	924,674.96	63,198,993.73	
26P	Move Ahead WA	1,014,521,472.72	24,432,188.44	46,678,560.93	992,275,100.23	525,796.73	992,800,896.96	
26Q	Move Ahead WA Flexible	56,310,763.04	1,516,036.58	546,138.87	57,280,660.75	5,066.66	57,285,727.41	
26W	Renewable Fuels Accelerator	
271	Washington State University Operating Fees	
275	Central Washington University Operating Fees	
277	State Agency Parking	298,485.50	10.00	300.00	298,195.50	298,195.50	
27P	Price Ceiling Unit Emission Reduction Investment	
27T	Derelict Structure Removal	
27W	OPIOID Abatement Settlement	(1,636,386.90)	(7,542.18)	1,067,641.41	(2,711,570.49)	102,305.00	(2,609,265.49)	
285	Growth Management Planning and Environmental Review	4,188,350.55	155,922.70	122,975.00	4,221,298.25	4,221,298.25	
28A	State Hazard Mitigation Revolving Loan	
28F	Clean Fuels Transportation Investment	
28G	Covenant Homeownership	14,148,488.67	5,877,067.50	20,025,556.17	20,025,556.17	
28J	Renewable Energy Local Benefit	
28M	Land Bank	(1,100,000.00)	1,100,000.00	1,100,000.00	
28S	Stadium World Cup Capital	10,000,000.00	10,000,000.00	10,000,000.00	

RECEIPTS & DISBURSEMENTS FOR TREASURY FUNDS

	May 1, 2024		May 2024		May 31, 2024		
	Beginning Book Balance	Plus Receipts	Less Disbursements	Ending Book Balance	Outstanding Warrants	Ending Cash Balance	
SPECIAL REVENUE FUNDS (Continued)							
296 Columbia River Basin Water Supply Rev Recovery	\$ 7,284,454.98	\$ 418,911.30	\$ 10,027.66	\$ 7,693,338.62	\$	\$ 7,693,338.62	
315 Dedicated Marijuana	342,294,688.03	37,892,775.03	6,291,394.93	373,896,068.13	49,593.21	373,945,661.34	
319 Public Health Supplemental	2,274,100.24	10,897.18	127,667.42	2,157,330.00	9,200.00	2,166,530.00	
404 State Treasurer's Service	90,032,159.42	3,192,601.52	995,758.34	92,229,002.60	148.04	92,229,150.64	
408 Coastal Protection	2,551,484.83	9,681.15	19,216.78	2,541,949.20	2,541,949.20	
441 Local Government Archives	1,746,451.35	293,469.07	302,341.24	1,737,579.18	395.59	1,737,974.77	
500 Perpetual Surveillance and Maintenance	51,397,202.17	157,333.27	51,554,535.44	51,554,535.44	
507 Oyster Reserve Land	557,606.01	1,803.04	28,800.92	530,608.13	9,603.23	540,211.36	
511 Tacoma Narrows Toll Bridge	28,871,030.49	(8,018,239.53)	(2,181,126.96)	23,033,917.92	299,356.44	23,333,274.36	
513 Derelict Vessel Removal	1,981,266.60	1,336,770.36	548,540.74	2,769,496.22	27,998.99	2,797,495.21	
532 Washington Housing Trust Fund	32,929,870.02	852,400.57	2,829,051.15	30,953,219.44	903.54	30,954,122.98	
535 Alaskan Way Viaduct Replacement Project	96,095,485.09	268,464.35	(1,992,988.07)	98,356,937.51	143,832.79	98,500,770.30	
549 Election	6,862,410.35	1,020,921.27	33,527.14	7,849,804.48	7,849,804.48	
550 Transportation 2003	10,318,980.28	1,195,894.27	3,919,338.63	7,595,535.92	542.96	7,596,078.88	
562 Skilled Nursing Facility Safety Net Trust	6,127,124.54	11,894.19	(677,704.67)	6,816,723.40	621.00	6,817,344.40	
564 Water Pollution Control Revolving Administration	4,236,883.09	873,589.61	257,058.32	4,853,414.38	4,853,414.38	
565 Yakima Integrated Plan Implementation Revenue Recovery	
566 Community Forest Trust	297,322.40	907.36	(8,793.04)	307,022.80	307,022.80	
571 Multiuse Roadway Safety	1,557,489.04	40,004.89	1,597,493.93	1,597,493.93	
595 I-405 and SR-167 Express Toll Lanes	339,309,100.33	1,023,101.81	37,900,622.93	302,431,579.21	118,497.54	302,550,076.75	
600 Department of Retirement Systems Expense	27,769,461.65	5,340,004.87	3,991,385.15	29,118,081.37	9,934.60	29,128,015.97	
689 Rural Washington Loan	1,247,606.54	3,819.29	1,251,425.83	1,251,425.83	
727 Water Pollution Control Revolving	224,777,894.87	10,683,748.60	15,564,635.67	219,897,007.80	23,099.82	219,920,107.62	
733 Capitol Campus Reserve	
777 Prostitution Prevention and Intervention	95,078.28	296.02	95,374.30	95,374.30	
785 State Educational Trust Fund	4,084,411.84	56,231.68	667,201.00	3,473,442.52	3,473,442.52	
818 Youth Athletic Facility	44,868,968.30	137,356.88	3,131,760.26	41,874,564.92	210.00	41,874,774.92	
825 Tobacco Settlement	66,721,753.65	(66,721,753.65)	
844 Money-Purchase Retirement Savings Administrative	
851 Developmental Disabilities Community Services	26,576,437.15	81,887.77	865,777.58	25,792,547.34	206,005.90	25,998,553.24	
874 OASI Revolving	259,386.25	61,867.49	13,964.71	307,289.03	9.90	307,298.93	
887 Public Facilities Construction Loan Revolving	45,542,053.97	575,571.33	93,125.41	46,024,499.89	106.10	46,024,605.99	
888 Deferred Compensation Administrative	4,133,853.60	(55,764.48)	159,867.96	3,918,221.16	148.50	3,918,369.66	

RECEIPTS & DISBURSEMENTS FOR TREASURY FUNDS

		May 1, 2024	May 2024			May 31, 2024		
		Beginning Book Balance	Plus Receipts	Less Disbursements	Ending Book Balance	Outstanding Warrants	Ending Cash Balance	
SPECIAL REVENUE FUNDS (Continued)								
893	Radiation Perpetual Maintenance	\$ 379,241.41	\$ 1,160.97	\$	\$ 380,402.38	\$	\$ 380,402.38	
TOTAL SPECIAL REVENUE FUNDS		\$ 10,106,070,183.20	\$ 828,449,229.80	\$ 729,570,657.25	\$ 10,204,948,755.75	\$ 23,165,895.00	\$ 10,228,114,650.75	
DEBT SERVICE FUNDS								
303	Highway Bond Retirement	\$ 319,600,002.66	\$ 62,097,363.96	\$	\$ 381,697,366.62	\$	\$ 381,697,366.62	
304	Ferry Bond Retirement	1,363,396.98	143,760.09	1,507,157.07	1,507,157.07	
305	Transportation Improvement Board Bond Retirement	7,381,265.24	443,761.06	7,825,026.30	7,825,026.30	
347	Washington State University Bond Retirement	67,610,113.94	1,368,601.64	(242,848.76)	69,221,564.34	69,221,564.34	
348	University of Washington Bond Retirement	24,639,461.33	149,133.02	214,918.53	24,573,675.82	24,573,675.82	
380	Debt-Limit General Fund Bond Retirement	
381	Debt-Limit Reimbursable Bond Retirement	
382	Nondebt-Limit General Fund Bond Retirement	
383	Nondebt-Limit Reimbursable Bond Retirement	
384	Nondebt-Limit Proprietary Appropriated Bond Retirement	
385	Nondebt-Limit Proprietary Nonappropriated Bond Retirement	
386	Nondebt-Limit Revenue Bond Retirement	
389	Toll Facility Bond Retirement	30,678,518.84	4,322,816.28	35,001,335.12	35,001,335.12	
TOTAL DEBT SERVICE FUNDS		\$ 451,272,758.99	\$ 68,525,436.05	\$ (27,930.23)	\$ 519,826,125.27	\$	\$ 519,826,125.27	
CAPITAL PROJECTS FUNDS								
036	Capitol Building Construction	\$ 11,546,905.79	\$ 40,867.22	\$ (1,116,521.20)	\$ 12,704,294.21	\$	\$ 12,704,294.21	
057	State Building Construction	365,088,516.98	(2,864,145.64)	107,049,589.32	255,174,782.02	1,424,670.00	256,599,452.02	
060	Community and Technical College Capital Projects	22,623,130.53	2,535,160.18	640,465.46	24,517,825.25	24,517,825.25	
061	Eastern Washington University Capital Projects	5,483,314.79	172,163.67	257,434.55	5,398,043.91	5,398,043.91	
062	Washington State University Building	23,422,309.85	72,941.28	23,495,251.13	23,495,251.13	
063	Central Washington University Capital Projects	2,577,268.44	164,112.04	(7,609.61)	2,748,990.09	2,748,990.09	
064	University of Washington Building	34,902,303.69	96,780.24	2,028,902.32	32,970,181.61	32,970,181.61	
065	Western Washington University Capital Projects	10,450,993.01	184,599.02	216,707.87	10,418,884.16	10,418,884.16	
066	The Evergreen State College Capital Projects	4,561,565.48	169,683.34	(4,276.24)	4,735,525.06	4,735,525.06	
075	State Social and Health Services Construction	9,396.39	9,396.39	9,396.39	
18B	Columbia River Basin Tax Bond Water Supply Development	1,323,193.93	4,050.68	1,327,244.61	1,327,244.61	

RECEIPTS & DISBURSEMENTS FOR TREASURY FUNDS

		May 1, 2024	May 2024			May 31, 2024		
		Beginning Book Balance	Plus Receipts	Less Disbursements	Ending Book Balance	Outstanding Warrants	Ending Cash Balance	
CAPITAL PROJECTS FUNDS (Continued)								
245	Public Safety Reimbursable Bond	\$ 4.12	\$	\$	\$ 4.12	\$	\$ 4.12	
246	Community and Technical College Forest Reserve	5,250,808.98	46.25	5,250,855.23	5,250,855.23	
289	Thurston County Capital Facilities	6,558,856.56	405,067.17	261,222.89	6,702,700.84	6,702,700.84	
357	Gardner-Evans Higher Education Construction	45,698.05	45,698.05	45,698.05	
364	Military Department Capital	3,921,167.57	3,921,167.57	3,921,167.57	
367	Chehalis Basin Taxable	
373	Coronavirus Capital Projects	(6,603,081.59)	2,555,632.18	(9,158,713.77)	1,092,570.66	(8,066,143.11)	
TOTAL CAPITAL PROJECTS FUNDS		\$ 491,162,352.57	\$ 981,325.45	\$ 111,881,547.54	\$ 380,262,130.48	\$ 2,517,240.66	\$ 382,779,371.14	
PERMANENT FUNDS								
04B	Natural Resources Real Property Replacement	\$ 36,766,451.91	\$ 115,500.42	\$	\$ 36,881,952.33	\$	\$ 36,881,952.33	
601	Agricultural Permanent	155,972.52	(73,330.48)	229,303.00	229,303.00	
603	Millersylvania Park Trust	6,083.93	18.62	6,102.55	6,102.55	
604	Normal School Permanent	277,828.27	206,877.09	70,951.18	70,951.18	
605	Permanent Common School	53,998.45	(25,167.99)	(19,348.20)	48,178.66	48,178.66	
606	Scientific Permanent	251,522.48	184,972.94	66,549.54	66,549.54	
607	State University Permanent	151,703.37	976.88	150,726.49	150,726.49	
TOTAL PERMANENT FUNDS		\$ 37,663,560.93	\$ 90,351.05	\$ 300,148.23	\$ 37,453,763.75	\$	\$ 37,453,763.75	
ENTERPRISE FUNDS								
401	Correctional Industries	\$ 2,838,946.14	\$ 14,348,641.02	\$ 13,861,287.41	\$ 3,326,299.75	\$ 413,594.71	\$ 3,739,894.46	
407	Secretary of State's Revolving	15,442,241.77	1,527,584.50	849,402.13	16,120,424.14	119,832.18	16,240,256.32	
418	State Health Care Authority Administrative	1,858,372.73	1,657,181.88	1,474,453.72	2,041,100.89	1,759.47	2,042,860.36	
492	School Employees' Insurance Administrative	1,626,706.75	1,225,117.87	1,092,236.93	1,759,587.69	943.31	1,760,531.00	
578	Lottery Administrative	935,353.99	1,673,486.31	1,345,470.86	1,263,369.44	2,195.81	1,265,565.25	
608	Accident	47,491,455.78	315,219,415.19	362,574,949.12	135,921.85	10,249,791.15	10,385,713.00	
609	Medical Aid	44,909,456.47	154,140,584.95	198,738,068.11	311,973.31	8,002,417.43	8,314,390.74	
610	Accident Reserve	52,893.88	79,607,233.36	79,630,993.42	29,133.82	839,236.14	868,369.96	
881	Supplemental Pension	23,541,427.82	202,702,238.31	226,015,969.17	227,696.96	2,068,276.74	2,295,973.70	
883	Second Injury	93,802,331.06	3,516,994.73	198,076.81	97,121,248.98	34,812.41	97,156,061.39	
TOTAL ENTERPRISE FUNDS		\$ 232,499,186.39	\$ 775,618,478.12	\$ 885,780,907.68	\$ 122,336,756.83	\$ 21,732,859.35	\$ 144,069,616.18	

RECEIPTS & DISBURSEMENTS FOR TREASURY FUNDS

		May 1, 2024	May 2024			May 31, 2024		
		Beginning Book Balance	Plus Receipts	Less Disbursements	Ending Book Balance	Outstanding Warrants	Ending Cash Balance	
INTERNAL SERVICE FUNDS								
006	Public Records Efficiency, Preservation & Access	\$ 2,371,450.23	\$ 317,811.53	\$ 390,014.47	\$ 2,299,247.29	\$ 1,029.17	\$	2,300,276.46
405	Legal Services Revolving	31,808,925.92	15,334,446.60	16,962,478.71	30,180,893.81	146,039.39		30,326,933.20
410	Transportation Equipment	42,875,835.91	2,393,304.97	(2,014,256.89)	47,283,397.77	202,236.81		47,485,634.58
415	Personnel Service	19,329,109.10	343,796.23	1,046,165.71	18,626,739.62	100.00		18,626,839.62
455	Higher Education Personnel Service	616,869.24	127,254.37	133,257.04	610,866.57		610,866.57
462	Government Central Service	2,439,743.55	1,097,914.31	562,433.73	2,975,224.13	16,750.00		2,991,974.13
468	OFM Central Service	5,510,071.77	26,202.88	1,188,455.92	4,347,818.73		4,347,818.73
483	Auditing Services Revolving	499,689.30	878,142.36	666,149.37	711,682.29	153.85		711,836.14
484	Administrative Hearings Revolving	11,807,693.29	4,540,998.05	2,498,003.60	13,850,687.74	25,337.82		13,876,025.56
TOTAL INTERNAL SERVICE FUNDS		\$ 117,259,388.31	\$ 25,059,871.30	\$ 21,432,701.66	\$ 120,886,557.95	\$ 391,647.04	\$	121,278,204.99
PENSION TRUST FUNDS								
614	Volunteer Firefighters' Relief and Pension Principal Fund	\$ 881,573.61	\$ 1,127,364.68	\$ 278,262.35	\$ 1,730,675.94	\$ 62,529.31	\$	1,793,205.25
615	State Patrol - Plan 1	1,096,341.54	8,124,554.48	8,114,006.30	1,106,889.72	60,061.13		1,166,950.85
616	Judges' Retirement	1,605,985.08	4,955.42	16,947.96	1,593,992.54		1,593,992.54
624	Reserve Officer's Relief/Pension Principal Fund	7,582.45	12,642.00	1,285.90	18,938.55		18,938.55
630	State Patrol - Plan 2	705,894.25	2,275,160.47	2,245,756.96	735,297.76		735,297.76
631	Public Employees' Retirement System Plan 1	8,349,686.07	145,137,192.72	145,197,340.61	8,289,538.18	897,004.68		9,186,542.86
632	Teachers' Retirement System Plan 1	6,203,564.55	81,702,421.93	81,809,631.38	6,096,355.10	595,772.20		6,692,127.30
633	School Employees' Retirement System Combined Plan 2 & 3	6,984,844.16	81,777,338.36	81,601,814.09	7,160,368.43	537,976.66		7,698,345.09
635	Public Safety Employees Retirement System Plan 2	355,661.25	12,768,682.85	12,542,355.29	581,988.81	51,226.26		633,215.07
641	Public Employees' Retirement System Combined Plan 2 & 3	18,614,924.32	391,313,358.53	387,805,785.15	22,122,497.70	1,908,368.62		24,030,866.32
642	Teachers' Retirement System Combined Plan 2 and 3	23,285,376.10	218,332,786.18	218,447,612.94	23,170,549.34	557,264.57		23,727,813.91
661	Higher Ed Retirement Plan Supplemental Benefit-UW	219.33	727,002.04	727,143.85	77.52		77.52
662	Higher Ed Retirement Plan Supplemental Benefit -WSU	97,359.88	97,359.88
663	Higher Ed Retirement Plan Supplemental Benefit-EWU	7,553.52	15,564.80	15,223.81	7,894.51		7,894.51
664	Higher Ed Retirement Plan Supplemental Benefit-CWU	17,193.40	17,193.40
665	Higher Ed Retirement Plan Supplemental Benefit-TESC	4,365.65	4,365.65

RECEIPTS & DISBURSEMENTS FOR TREASURY FUNDS

	May 1, 2024		May 2024		May 31, 2024		
	Beginning Book Balance		Plus Receipts	Less Disbursements	Ending Book Balance	Outstanding Warrants	Ending Cash Balance
PENSION TRUST FUNDS (Continued)							
667 Higher Ed Retirement Plan Supplemental Benefit-WWU	\$	\$ 23,492.52	\$ 23,492.52	\$	\$	\$	\$
668 Higher Ed Retirement Plan Supplemental Benefit -SBCTC	85,629.06	85,629.06
722 Deferred Compensation Principal	5,962,686.34	80,138,527.87	80,614,301.77	5,486,912.44	5,142.29	5,492,054.73	5,492,054.73
729 Judicial Retirement Principal	11,768.60	89,241.52	89,193.42	11,816.70	11,816.70	11,816.70
819 LEOFF Plan 1 Retirement	2,580,646.64	35,073,987.65	34,615,360.48	3,039,273.81	399,046.36	3,438,320.17	3,438,320.17
829 LEOFF Plan 2 Retirement	7,093,916.01	97,049,047.63	96,488,347.19	7,654,616.45	601,619.88	8,256,236.33	8,256,236.33
882 Washington Judicial Retirement System	10,301,138.86	42,537.22	521,133.59	9,822,542.49	9,822,542.49	9,822,542.49
TOTAL PENSION TRUST FUNDS	\$ 94,049,362.68	\$ 1,155,940,406.86	\$ 1,151,359,543.55	\$ 98,630,225.99	\$ 5,676,011.96	\$ 104,306,237.95	\$ 104,306,237.95
CUSTODIAL FUNDS							
01P Suspense	\$ 114,419,287.93	\$ 2,764,479,737.13	\$ 2,785,309,243.10	\$ 93,589,781.96	\$ 178,656.74	\$ 93,768,438.70	\$ 93,768,438.70
01R Undistributed Receipts	32,548.80	32,548.80	32,548.80	32,548.80
01T Local Leasehold Excise Tax	1,291,115.96	891,000.03	400,115.93	400,115.93	400,115.93
034 Local Sales and Use Tax
035 State Payroll Revolving	14,017,693.69	726,818,638.47	710,816,093.46	30,020,238.70	1,883,109.49	31,903,348.19	31,903,348.19
768 Local Real Estate Excise Tax
795 State Investment Board Commingled Monthly Bond
865 State Investment Board Commingled Trust	60,405.93	13,973.07	46,432.86	46,432.86	46,432.86
877 OASI Contribution
TOTAL CUSTODIAL FUNDS	\$ 129,760,646.38	\$ 3,491,358,781.53	\$ 3,497,030,309.66	\$ 124,089,118.25	\$ 2,061,766.23	\$ 126,150,884.48	\$ 126,150,884.48
TOTAL TREASURY FUNDS	\$ 16,231,080,600.03	\$ 12,328,305,100.29	\$ 11,322,290,646.26	\$ 17,237,095,054.06	\$ 124,620,180.47	\$ 17,361,715,234.53	\$ 17,361,715,234.53

NOTES: Funds with zero balances that are scheduled to become inactive may no longer appear on this report.

The Office of the State Treasurer performed a one-time offsetting adjustment of \$70.52 to the Beginning Book Balances of funds 001 and 24N.

RECEIPTS & DISBURSEMENTS FOR TREASURER'S TRUST FUNDS

		May 1, 2024	May 2024		May 31, 2024		
		Beginning Book Balance	Plus Receipts	Less Disbursements	Ending Book Balance	Outstanding Warrants	Ending Cash Balance
GENERAL FUND							
06N	Local Tax Administration	\$	\$	\$	\$	\$	\$
07F	Commercial Fisheries Buyback
08B	Foster Care Endowed Scholarship Trust	17,328.11	53.04	17,381.15	17,381.15
08E	Individual Development Account Program	2,168.15	6.64	2,174.79	2,174.79
08N	State Financial Aid	23,211,746.21	32,574,116.06	50,296,163.07	5,489,699.20	46,271.19	5,535,970.39
08T	Transportation Innovative Partnership
11M	Poet Laureate	115.55	115.55	115.55
11R	Hospital Infection Control Grant
12L	Outdoor Education and Recreation Prog	2,013,457.93	2,013,457.93	2,013,457.93
12P	Geoduck Aquaculture Research	(25,226.60)	(25,226.60)	(25,226.60)
131	Fair	721,964.40	10,520.19	6,710.42	725,774.17	9,443.69	735,217.86
14N	Legislative Oral History	31,139.20	31,139.20	31,139.20
14P	Skeletal Human Remains Assistance	148,378.91	3,896.88	144,482.03	26.64	144,508.67
15B	Food Animal Vet Scholarship
15N	Business Assistance
16F	Washington State Flag
16K	Mortgage Recovery
16R	Multiagency Permitting Team	103,453.38	316.70	103,770.08	103,770.08
17R	Aerospace Training Student Loan	193,611.91	2,897.53	5,396.02	191,113.42	191,113.42
18C	Native Education Public-Private Partnership
18F	High School Completion
18G	Opportunity Scholarship Match Transfer	5,582,510.87	5,582,510.87	5,582,510.87
18K	24/7 Sobriety	28,813.64	449.41	29,263.05	29,263.05
18V	Science, Technology, Engineering and Math Education Lighthouse
19J	Universal Communications Services	259,607.25	337.39	259,269.86	259,269.86
20L	Early Start	130,497.79	130,497.79	130,497.79
21J	Gina Grant Bull Memorial Legislative Page Scholarship	49,901.86	153.68	50,055.54	300.00	50,355.54
21L	Low-Income Home Rehabilitation	279,604.84	855.95	38,002.75	242,458.04	1,210.00	243,668.04
21T	Suicide-Safer Homes Project	25,000.01	25,000.01	25,000.01
22A	State Agency Office Relocation Pool	4,294,186.20	4,294,186.20	4,294,186.20
22B	Highway Worker Memorial Scholarship
22S	Landlord Mitigation Program	1,610,318.03	213,344.34	111,188.27	1,712,474.10	77,019.19	1,789,493.29
22V	Medical Student Loan	1,499,479.24	1,499,479.24	1,499,479.24

RECEIPTS & DISBURSEMENTS FOR TREASURER'S TRUST FUNDS

	May 1, 2024		May 2024		May 31, 2024		
	Beginning Book Balance		Plus Receipts	Less Disbursements	Ending Book Balance	Outstanding Warrants	Ending Cash Balance
GENERAL FUND (Continued)							
23B Rural Jobs Program Match Transfer	\$ 199,895.86	\$		\$	\$ 199,895.86	\$	\$ 199,895.86
23E Washington History Day	116,248.66		5,849.68	2,000.00	120,098.34		120,098.34
23F Open Educational Resources							
23L Indian Health Improvement Reinvestment	895,327.63		30,024.24	36,142.06	889,209.81		889,209.81
24A Behavioral Health Loan Repayment & Scholarship Program	12,374,408.11		79,653.60	803,079.81	11,650,981.90	15,685.95	11,666,667.85
24F Veterans Service Officer							
24W Undocumented Student Support Loan Match							
25B Unemployment Insurance Relief	30,284.75				30,284.75		30,284.75
25E Rosa Franklin Legislative Internship Program Scholarship	2,208.81		(69.33)		2,139.48		2,139.48
25J Department of Transportation Purple Heart State							
25K Department of Veterans' Affairs Purple Heart State	803.97				803.97		803.97
25L Military Department Purple Heart State							
26F Billy Frank Jr. National Statuary Hall Collection							
27E Equitable Access to Credit Program	4,603,590.00		1,379,066.00		5,982,656.00		5,982,656.00
27H Veterans & Military Members Suicide Prevention	14,508.00		700.00		15,208.00		15,208.00
27M WA State Global War on Terror Memorial	12,650.00				12,650.00		12,650.00
28B Employee Ownership Revolving Loan Program							
28N Surgical Smoke Evacuation							
290 Savings Incentive	2,756,120.36		(819,000.00)		1,937,120.36		1,937,120.36
447 Information Technology Investment Revolving	38,577,139.99		26.00	4,809,404.22	33,767,761.77	514.09	33,768,275.86
490 Regional Transportation Investment District							
514 Agricultural Conservation Easements							
534 Washington Graduate Fellowship Trust	489.80				489.80		489.80
551 Washington Youth and Families	124,634.31				124,634.31		124,634.31
552 Conservation Assistance Revolving	463,714.45				463,714.45		463,714.45
653 Washington Distinguished Professorship Trust							
703 COVID-19 Unemployment							
704 COVID-19 Public Health Response	(3,992,752.92)		13,985,500.27	14,446,460.83	(4,453,713.48)	389,866.62	(4,063,846.86)
708 Salary/Insurance Contribution Increase Revolving	169,080.41				169,080.41		169,080.41
743 College Faculty Awards Trust	186.14				186.14		186.14
747 Health Professional Loan Repayment & Scholarship Program	35,126,004.56		18,309.61	1,101,474.27	34,042,839.90	58,211.29	34,101,051.19

RECEIPTS & DISBURSEMENTS FOR TREASURER'S TRUST FUNDS

		May 1, 2024	May 2024			May 31, 2024		
		Beginning Book Balance	Plus Receipts	Less Disbursements	Ending Book Balance	Outstanding Warrants	Ending Cash Balance	
GENERAL FUND (Continued)								
748	WA Career and College Pathways Innov Challenge	\$ 11,176,253.11	\$ 34,482.35	\$ 478,687.53	\$ 10,732,047.93	\$	\$ 10,732,047.93	
781	Cross-State Trail	473.10	473.10	473.10	
793	Health Insurance Pool	
835	Four Year Student Child Care in Higher Education	40,725.23	8,548.00	32,177.23	32,177.23	
TOTAL GENERAL FUND		\$ 142,870,051.21	\$ 47,517,255.96	\$ 72,147,491.52	\$ 118,239,815.65	\$ 598,548.66	\$ 118,838,364.31	
SPECIAL REVENUE FUNDS								
01F	Crime Victims' Compensation	\$ 3,863,178.05	\$ 150,566.03	\$ (420,087.16)	\$ 4,433,831.24	\$	\$ 4,433,831.24	
03K	Industrial Insurance Premium Refund	8,210,636.29	136,084.03	79,499.63	8,267,220.69	170.25	8,267,390.94	
04F	Real Estate Education Program	633,548.58	3,640.14	(1,800.40)	638,989.12	638,989.12	
06H	Oral History, State Library, and Archives	66,367.04	24,079.36	23,049.46	67,396.94	67,396.94	
06J	Securities Prosecution	1,019,250.00	14,000.00	1,033,250.00	1,033,250.00	
07A	Mortgage Lending Fraud Prosecution	100,071.23	15,474.90	36,270.00	79,276.13	36,270.00	115,546.13	
07B	Organ and Tissue Donation Awareness	44,453.78	51,061.36	46,240.16	49,274.98	49,274.98	
07E	Contract Harvesting Revolving	9,362,239.42	42,224.33	1,804,026.11	7,600,437.64	7,600,437.64	
07J	"Helping Kids Speak"	2,522.34	1,904.01	1,428.00	2,998.35	2,998.35	
07K	Special License Plate Applicant Trust	12,206.00	12,206.00	12,206.00	
07L	Legislative International Trade	735.85	735.85	735.85	
07N	Produce Railcar Pool	53.54	0.16	53.70	53.70	
07T	Commemorative Works	3,665.29	11.22	3,676.51	3,676.51	
07V	Fish and Wildlife Enforcement Reward	134,907.00	8,392.83	1,590.40	141,709.43	141,709.43	
08C	Gonzaga University Alumni Association	6,177.38	5,061.01	4,176.68	7,061.71	7,061.71	
08F	Lighthouse Environmental Programs	12,390.00	7,175.01	7,441.03	12,123.98	12,123.98	
08G	Flexible Spending Administrative	2,303,391.74	83,013.00	61,427.32	2,324,977.42	2,324,977.42	
08J	Prescription Drug Consortium	77,805.82	77,805.82	77,805.82	
08L	"Ski & Ride Washington"	6,143.89	2,303.01	2,457.00	5,989.90	5,989.90	
08P	State Parks Education and Enhancement	374,220.99	15,145.69	6,032.77	383,333.91	383,333.91	
08V	Veterans Stewardship	1,179,109.83	67,377.08	107,259.67	1,139,227.24	11,029.19	1,150,256.43	
08W	"Washington's National Park Fund"	30,862.96	29,647.39	26,420.39	34,089.96	34,089.96	
098	Eastern Washington Pheasant Enhancement	47,056.12	39,723.17	(46.81)	86,826.10	86,826.10	
09A	We Love Our Pets	12,081.91	4,986.35	4,573.34	12,494.92	12,494.92	
09B	Boating Safety Education Certification	836,756.83	20,275.00	12,959.18	844,072.65	605.00	844,677.65	
09J	Washington Coastal Crab Pot Buoy Tag	213,066.07	662.50	4,748.34	208,980.23	208,980.23	

RECEIPTS & DISBURSEMENTS FOR TREASURER'S TRUST FUNDS

		May 1, 2024	May 2024		May 31, 2024		
		Beginning Book Balance	Plus Receipts	Less Disbursements	Ending Book Balance	Outstanding Warrants	Ending Cash Balance
SPECIAL REVENUE FUNDS (Continued)							
09K	Life Sciences Discovery	\$ 914,397.56	\$ 2,799.24	\$ 85,000.00	\$ 832,196.80	\$	\$ 832,196.80
09L	Nursing Resource Center	663,048.77	18,312.00	137,806.69	543,554.08	543,554.08
10F	"Share the Road"	16,241.40	6,094.68	5,422.69	16,913.39	16,913.39
11A	Employment Training Finance	307,274.79	5,294.22	16,600.00	295,969.01	295,969.01
11J	Electronic Products Recycling	1,220,513.20	63.00	11,988.43	1,208,587.77	2,500.00	1,211,087.77
11P	Large On-Site Sewage Systems
11V	Veteran Estate Management	(2,504.79)	40,076.95	36,283.37	1,288.79	126.78	1,415.57
126	Agricultural Local	38,608,379.82	4,114,903.40	3,422,188.50	39,301,094.72	34,475.23	39,335,569.95
128	Grain Inspection Revolving	(24,236.71)	1,160,169.76	1,300,946.71	(165,013.66)	4,019.64	(160,994.02)
12E	Assisted Living Facility Management	831,427.67	(8,377.62)	839,805.29	839,805.29
12F	Manufactured/Mobile Home Dispute Resol	2,281,774.52	37,941.00	65,773.35	2,253,942.17	2,253,942.17
12G	Rockfish Research	311,615.35	38,654.78	15,277.41	334,992.72	334,992.72
12H	Uniformed Service Shared Leave Pool	1,020,022.29	6,457.11	1,013,565.18	1,013,565.18
12N	Get Ready For Math & Science Schlarshp	293,189.83	47,436.66	340,626.49	340,626.49
133	Children's Trust	421,206.09	3,728.75	3,087.74	421,847.10	71.29	421,918.39
14E	Washington State Library Operations	4,203,753.61	347,334.46	486,883.44	4,064,204.63	125.00	4,064,329.63
14W	Reduced Cigarette Ignition Propensity	857,159.24	70,627.67	1,343.07	926,443.84	544.78	926,988.62
15T	Broadband Mapping
15V	Funeral and Cemetery	1,248,366.52	73,748.55	74,915.30	1,247,199.77	4,979.07	1,252,178.84
15W	Guaranteed Asset Protection Waiver	19,750.00	19,750.00	19,750.00
163	Worker and Community Right to Know	4,022,318.82	11,091.05	281,458.51	3,751,951.36	194.73	3,752,146.09
169	Horse Racing Commission Operating	1,279,140.90	216,541.56	159,127.30	1,336,555.16	538.44	1,337,093.60
16B	Landscape Architects' License	458,684.51	24,564.55	12,792.09	470,456.97	918.00	471,374.97
16E	Spec Forest Products Outreach/Education	77,566.52	25.26	77,591.78	77,591.78
16G	Universal Vaccine Purchase	16,367,893.83	7,903,030.79	16,686,246.28	7,584,678.34	1,746,679.66	9,331,358.00
16L	Accessible Communities	1,128,512.08	22,421.86	1,104.29	1,149,829.65	1,149,829.65
16N	Disabled Veterans Assistance	1,025.00	1,025.00	1,025.00
16T	Mercury-Cont Light Prod Stewardship	327,734.96	(106.36)	327,841.32	327,841.32
17L	Foreclosure Fairness	1,037,433.57	133,150.00	37,655.45	1,132,928.12	212.66	1,133,140.78
17M	Individual-Based/Portable Background Check Clearance	390,795.88	85,012.00	305,783.88	305,783.88
17V	Volunteer Firefighters	6,094.67	3,250.35	3,215.34	6,129.68	6,129.68
180	Local Government Administrative Hearings	178,773.44	178,773.44	178,773.44
189	Clarke-McNary
18A	Investing In Innovation

RECEIPTS & DISBURSEMENTS FOR TREASURER'S TRUST FUNDS

		May 1, 2024	May 2024		May 31, 2024		
		Beginning Book Balance	Plus Receipts	Less Disbursements	Ending Book Balance	Outstanding Warrants	Ending Cash Balance
SPECIAL REVENUE FUNDS (Continued)							
18E	Educator Certification Processing	\$ 4,795,049.90	\$ 392,607.00	\$ 237,362.91	\$ 4,950,293.99	\$ 768.00	\$ 4,951,061.99
18M	Music Matters Awareness	6,507.64	5,728.35	4,603.65	7,632.34	7,632.34
18N	Damage Prevention	153,957.17	16,100.00	3,017.16	167,040.01	167,040.01
18R	Seattle Sounders FC	5,892.85	3,098.46	3,542.71	5,448.60	5,448.60
190	Forest Fire Protection Assessment	7,108,848.83	(596.14)	(1,824,418.28)	8,932,670.97	28,260.39	8,960,931.36
193	State Forest Nursery Revolving	323,530.81	1,310.55	224,909.90	99,931.46	1,981.33	101,912.79
195	Energy	0.21	0.21	0.21
197	Statute Law Committee Publications	834,820.70	1,634.50	833,186.20	833,186.20
198	Access Road Revolving	3,648,461.90	2,944.87	353,548.14	3,297,858.63	8,297.21	3,306,155.84
19B	School for the Blind	2,202,147.40	361,355.05	370,208.72	2,193,293.73	5,386.73	2,198,680.46
19E	4-H Program	644.00	336.00	644.00	336.00	336.00
19F	Seattle Seahawks	45,528.81	20,555.50	20,184.50	45,899.81	45,899.81
19H	Center for Deaf/Hard of Hearing Youth	2,566,605.66	75,736.38	270,813.30	2,371,528.74	2,371,528.74
19M	Seattle University	14,998.52	499.34	392.00	15,105.86	15,105.86
19P	Child Rescue	125,480.75	2,096.14	127,576.89	127,576.89
19R	Residential Services and Support	89,104.72	(6.58)	89,111.30	89,111.30
19W	Wolf-Livestock Conflict	240,554.16	10,634.77	229,919.39	1,856.40	231,775.79
205	Mobile Home Park Relocation	4,335,015.29	137,809.77	1,018.00	4,471,807.06	106.56	4,471,913.62
206	Cost of Supervision
209	Regional Fisheries Enhancement Group	1,468,638.50	115,223.41	88,636.57	1,495,225.34	151.19	1,495,376.53
20A	State Flower	2,968.00	3,241.01	2,401.00	3,808.01	3,808.01
20D	CPA Scholarship Transfer	100,000.00	100,000.00	100,000.00
20E	WA Internet Crimes Against Children	335,539.07	1,131,000.00	(795,460.93)	(795,460.93)
20G	Washington Farmers and Ranchers	564.67	305.67	420.00	450.34	450.34
20P	Nursing Facility Quality Enhancement	6,769,636.10	(3,017.36)	6,772,653.46	6,772,653.46
20W	Washington Tennis	15,090.78	289.33	15,380.11	15,380.11
210	Fire Protection Contractor License	1,398,302.45	187,571.47	56,970.00	1,528,903.92	1,528,903.92
213	Veterans' Emblem	28,394.43	287.00	28,681.43	28,681.43
214	Temporary Worker Housing	321,059.54	1,314.00	32,874.60	289,498.94	289,498.94
219	Air Operating Permit	4,452,743.57	146,952.64	4,305,790.93	4,305,790.93
21A	Washington State Wrestling	728.00	672.00	672.00	728.00	728.00
21C	Washington Sexual Assault Kit	19,436.57	(19,436.57)
21F	Fred Hutch	812.00	781.67	840.00	753.67	753.67
21G	Washington State Aviation	134,197.22	4,449.67	138,646.89	138,646.89

RECEIPTS & DISBURSEMENTS FOR TREASURER'S TRUST FUNDS

	May 1, 2024		May 2024		May 31, 2024	
	Beginning Book Balance	Plus Receipts	Less Disbursements	Ending Book Balance	Outstanding Warrants	Ending Cash Balance
SPECIAL REVENUE FUNDS (Continued)						
21N NE WA Wolf-Livestock Management	\$ 445,281.77	\$ 1,368.90	\$ 17,796.20	\$ 428,854.47	\$	\$ 428,854.47
21Q Forest Health Revolving	22,652,749.67	88,893.76	(311,359.08)	23,053,002.51	125,490.22	23,178,492.73
21U Veteran's In-State Service Shared Leave Pool	312,581.30	312,581.30	312,581.30
21W K-12 Criminal Background Check	662,625.52	508,754.25	153,499.97	1,017,879.80	50.00	1,017,929.80
225 Fingerprint Identification	7,231,910.32	816,651.95	806,077.84	7,242,484.43	4,271.61	7,246,756.04
22G Photovoltaic Module Recycling	14,238.87	14,238.87	14,238.87
22H Foster Parent Shared Leave Pool	336,102.67	3,084.04	333,018.63	333,018.63
22K Watershed Restoration Enhancement	863,250.00	63,700.00	926,950.00	926,950.00
22L Public Use General Aviation Airport Loan Revolving	7,818,437.91	23,994.20	21,277.42	7,821,154.69	7,821,154.69
22N Fish and Wildlife Federal Lands Revolving	(1,486.36)	(57.57)	(1,543.93)	(1,543.93)
22P Natural Resources Federal Lands Revolving	11,865,424.06	38,243.80	(78,514.00)	11,982,181.86	177.00	11,982,358.86
22Q Seattle Mariners	3,242.08	(7.00)	3,249.08	3,249.08
23A Student Loan Advocate	664,074.94	15,148.98	648,925.96	648,925.96
23C Department of Licensing Tuition Recovery	116,547.79	11,607.89	128,155.68	6,158.91	134,314.59
23D Student Achievement Council Tuition Recovery Trust	488,520.11	1,495.10	490,015.21	490,015.21
23K Smoke Detection Device Awareness	36,533.32	36,533.32	36,533.32
23M County Road Administration Board Emergency Loan	3,180,328.11	8,389.21	3,188,717.32	3,188,717.32
24C San Juan Islands Programs	4,165.01	4,788.01	4,445.01	4,508.01	4,508.01
24D Seattle Storm
24E Washington State Library-Archives Building	19,699,721.40	157,170.70	36,504.33	19,820,387.77	19,820,387.77
24G Hemp Regulatory	304,188.88	(3,845.09)	147.58	300,196.21	300,196.21
24R Energy Independence Act Special
24S Seattle NHL Hockey	3,249.75	3,967.25	3,375.75	3,841.25	3,841.25
24T State Firearms Background Check System	3,356,734.42	308,738.00	197,071.09	3,468,401.33	3,468,401.33
259 Coastal Crab	126,272.00	500.00	410.27	126,361.73	126,361.73
25A Washington Apples	224.00	3,458.02	2,825.67	856.35	856.35
25R Recycled Content	390,212.71	31,214.51	358,998.20	8.04	359,006.24
25S Recycling Enhancing
25V Washington State Attorney General Charitable Asset Protection	829,738.30	83,143.50	52,439.14	860,442.66	860,442.66
26G Energy Facility Site Eval Council	(1,037,394.47)	1,464,386.53	450,060.48	(23,068.42)	(23,068.42)
26J WA State Leadership Board Spec Lic Plate	534,019.14	12,500.56	546,519.70	546,519.70
26S Patches Pal License Plate	1,145.67	2,062.68	1,173.67	2,034.68	1,173.67	3,208.35

RECEIPTS & DISBURSEMENTS FOR TREASURER'S TRUST FUNDS

		May 1, 2024	May 2024		May 31, 2024		
		Beginning Book Balance	Plus Receipts	Less Disbursements	Ending Book Balance	Outstanding Warrants	Ending Cash Balance
SPECIAL REVENUE FUNDS (Continued)							
274	Adult Family Home	\$ 510,535.77	\$	\$ (16.62)	\$ 510,552.39	\$	\$ 510,552.39
27D	Driver Resource Center	2,032,482.73	180,327.59	1,852,155.14	1,852,155.14
27N	Washington Wine License Plate	6,496.00	1,037.67	867.34	6,666.33	6,666.33
27R	Medication for People Living with HIV Rebate Revenue	36,521,420.29	32,035,273.86	3,080,952.38	65,475,741.77	40,754.36	65,516,496.13
27S	Child Sexual Abuse/Trafficking Prevention
27U	Fire Protection Compliance
27V	WA State Attorney General Humane Detention
281	Impaired Driving Safety	(474,987.43)	149,062.93	95.20	(326,019.70)	95.20	(325,924.50)
283	Juvenile Accountability Incentive	329,452.06	1,008.55	330,460.61	330,460.61
28C	Responsible Battery Management
28D	Down Payment Assitstance
28L	WA State Eastern WA Cultural Land Feature
297	Pipeline Safety	3,417,488.11	10,743.89	252,281.19	3,175,950.81	1,183.68	3,177,134.49
298	Geologists'	474,885.57	32,615.06	15,569.04	491,931.59	540.00	492,471.59
300	Financial Services Regulation	45,004,153.73	1,075,169.90	3,318,643.89	42,760,679.74	75,800.59	42,836,480.33
320	Puget Sound Crab Pot Buoy Tag	18,275.77	(11.14)	18,286.91	18,286.91
328	Crim Justice Training Commis Firing Range Maintenance	213,403.00	213,403.00	213,403.00
416	Surplus and Donated Food Commodities Revolving	2,297,499.19	1,273,305.76	12,969.60	3,557,835.35	3,557,835.35
424	Anti-Trust Revolving	1,690,823.20	1,705,896.06	871,450.44	2,525,268.82	4,510.39	2,529,779.21
474	School Employees Flexible & Dependent Care Administration	34,787.47	51,739.00	25,057.69	61,468.78	61,468.78
480	Financial Education Public-Private Partnership	141,041.17	141,041.17	141,041.17
485	Horse Racing Owners' Bonus/Breeder Awards	138,405.40	79,979.62	218,385.02	6,185.43	224,570.45
495	Toll Collection	26,600,757.23	19,971,249.22	23,533,676.11	23,038,330.34	59,394.31	23,097,724.65
496	Educator Conditional Scholarship	4,435,952.81	26,109.71	56,398.45	4,405,664.07	21,000.00	4,426,664.07
497	Horse Racing Commission Class C Purse Fund	270,058.23	7,259.73	277,317.96	277,317.96
498	Washington State Council of Fire Fighters Benevolent	16,819.39	12,826.37	11,657.36	17,988.40	17,988.40
499	Law Enforcement Memorial	51,476.42	28,366.38	26,371.37	53,471.43	53,471.43
501	Liquor Revolving	34,272,255.23	9,804,915.40	4,617,274.10	39,459,896.53	153,837.97	39,613,734.50
503	Tuition Recovery	4,591,888.06	48,528.69	10,304.56	4,630,112.19	122.00	4,630,234.19
515	DNA Data Base	841,768.13	26,383.22	130,465.41	737,685.94	737,685.94
516	Fruit and Vegetable Inspection	7,748,816.83	1,811,879.18	1,372,139.50	8,188,556.51	27,999.42	8,216,555.93

RECEIPTS & DISBURSEMENTS FOR TREASURER'S TRUST FUNDS

		May 1, 2024	May 2024		May 31, 2024		
		Beginning Book Balance	Plus Receipts	Less Disbursements	Ending Book Balance	Outstanding Warrants	Ending Cash Balance
SPECIAL REVENUE FUNDS (Continued)							
536	Federal Food Service Revolving	\$ 2,537,272.07	\$ 4,840,617.33	\$ 4,907,497.95	\$ 2,470,391.45	\$ 253,010.18	\$ 2,723,401.63
553	Performance Audits of Government	18,357,115.90	2,112,265.94	2,156,451.28	18,312,930.56	806.93	18,313,737.49
561	Community Technical College Innovation	6,091,365.89	433,706.58	569,890.38	5,955,182.09	5,955,182.09
687	Rural Rehabilitation	21,535.84	65.93	21,601.77	21,601.77
688	Federal Local Rail Service Assistance	86,535.51	1,197.91	974.60	86,758.82	86,758.82
731	Child Care Facility Revolving	78,674.12	240.84	78,914.96	78,914.96
732	Nursing Home Civil Penalties	2,829,980.54	(108,899.00)	2,938,879.54	2,938,879.54
746	Hanford Area Economic Investment	50,186.82	2,782.07	47,404.75	47,404.75
749	Governor's Interagency Committee of State Employed Women	146,297.31	10,000.00	20.00	156,277.31	156,277.31
761	Basic Health Plan Subscription	250,744.09	250,744.09	250,744.09
763	Center for the Improvement of Student Learning	35,600.68	35,600.68	35,600.68
773	Commission on Higher Ed Prof Student Ex Program	51,200.00	51,200.00	51,200.00
774	University of Washington License Plate	92,575.31	25,879.09	118,454.40	118,454.40
776	Washington State University License Plate	56,385.16	63,945.22	56,385.16	63,945.22	63,945.22
778	Western Washington University License Plate	499.34	1,540.00	1,031.34	1,008.00	1,008.00
779	Eastern Washington University License Plate	104,161.36	4,662.01	108,823.37	108,823.37
780	School Zone Safety Account	1,469,506.54	27,938.11	3,581.51	1,493,863.14	1,493,863.14
783	Central Washington University License Plate	17,189.72	1,817.67	19,007.39	19,007.39
784	Miscellaneous Transportation Programs	(21,164,649.33)	22,197,575.14	34,834,187.13	(33,801,261.32)	1,371,582.58	(32,429,678.74)
786	The Evergreen State College License Plate	5,828.67	756.00	6,584.67	6,584.67
789	Advanced Environmental Mitigation Revolving	1,541,613.53	12,771.67	1,554,385.20	1,554,385.20
816	Stadium and Exhibition Center	3,130,736.07	1,085,028.55	2,420,518.49	1,795,246.13	1,795,246.13
821	Impaired Physician	363,943.62	76,650.00	197,682.45	242,911.17	200.00	243,111.17
823	Livestock Nutrient Management	34,483.76	350.00	34,833.76	34,833.76
833	Developmental Disabilities Endowment Trust	3,894,938.22	339,802.97	139,231.63	4,095,509.56	4,095,509.56
834	Capitol Furnishings Preservation Committee	43,987.98	43,987.98	43,987.98
878	Federal Forest Revolving	63.53	13,989.95	14,053.48	14,053.48
880	Advance Right-of-Way Revolving	32,989,429.53	563,415.30	33,552,844.83	33,552,844.83
884	Gambling Revolving	20,157,180.46	1,747,433.11	1,539,363.43	20,365,250.14	17,516.76	20,382,766.90
885	Plumbing Certificate	1,401,764.76	169,445.12	135,100.06	1,436,109.82	811.61	1,436,921.43
892	Pressure Systems Safety	1,237,440.22	199,702.33	197,543.98	1,239,598.57	1,759.95	1,241,358.52
TOTAL SPECIAL REVENUE FUNDS		\$ 476,567,691.98	\$ 122,002,406.67	\$ 111,848,092.84	\$ 486,722,005.81	\$ 4,064,708.34	\$ 490,786,714.15

RECEIPTS & DISBURSEMENTS FOR TREASURER'S TRUST FUNDS

		May 1, 2024	May 2024			May 31, 2024		
		Beginning Book Balance	Plus Receipts	Less Disbursements	Ending Book Balance	Outstanding Warrants	Ending Cash Balance	
CAPITAL PROJECTS FUNDS								
366	Watershed Restoration Enhancement Bond	\$ 4,680,459.65	\$	\$ 479,441.92	\$ 4,201,017.73	\$ 8,757.34	\$ 4,209,775.07	
377	Watershed Restoration Enhancement Taxable Bond	
TOTAL CAPITAL PROJECTS FUNDS		\$ 4,680,459.65	\$	\$ 479,441.92	\$ 4,201,017.73	\$ 8,757.34	\$ 4,209,775.07	
PERMANENT FUNDS								
842	American Indian Scholarship Endowment	\$ 298,232.03	\$ 2,113.28	\$ 1,200.30	\$ 299,145.01	\$	\$ 299,145.01	
852	Foster Care Scholarship Endowment	4,085.71	12.51	4,098.22	4,098.22	
TOTAL PERMANENT FUNDS		\$ 302,317.74	\$ 2,125.79	\$ 1,200.30	\$ 303,243.23	\$	\$ 303,243.23	
ENTERPRISE FUNDS								
22E	Family and Medical Leave Enforcement	\$ 441,012.10	\$ 2,760.64	\$	\$ 443,772.74	\$	\$ 443,772.74	
22F	Family and Medical Leave Insurance	169,981,391.18	365,816,781.85	160,139,156.14	375,659,016.89	856,607.12	376,515,624.01	
413	Municipal Revolving	5,366,988.85	4,212,629.28	3,467,966.61	6,111,651.52	792.43	6,112,443.95	
438	Uniform Dental Plan Benefits Administration	616,199.93	618,617.00	618,646.56	616,170.37	616,170.37	
439	Uniform Medical Plan Benefits Administration	5,188,858.64	5,494,308.00	5,371,360.99	5,311,805.65	5,311,805.65	
442	Legislative Gift Center	272,214.81	21,872.37	15,764.17	278,323.01	1,670.26	279,993.27	
445	Self-Insured Emplpyr Overpymt Reimb	1,530,997.79	93,221.41	1,624,219.20	15,719.06	1,639,938.26	
446	Industrial Insurance Rainy Day Fund	
449	Certificates of Participation and Other Financing - Local	433,182.09	67,968.40	67,897.92	433,252.57	433,252.57	
456	Separately Managed State Treasurer's Service	228,733.26	19,421.75	12,457.92	235,697.09	235,697.09	
470	Imaging	208,902.42	30,351.36	37,163.73	202,090.05	202,090.05	
473	School Employees Insurance Reserve	71,329,502.49	11,897,360.35	83,226,862.84	83,226,862.84	
475	School Employees Dental Benefits Administration	946,580.66	474,061.67	472,518.99	472,518.99	
493	School Employees' Insurance	(38,570,001.66)	162,823,613.46	188,524,479.17	(64,270,867.37)	336,299.15	(63,934,568.22)	
494	School Employees' Benefits Board Administration	1,842,040.83	2,341,194.00	2,177,865.17	2,005,369.66	2,005,369.66	
543	Judicial Information Systems	(6,412,262.30)	1,253,578.25	1,606,508.69	(6,765,192.74)	48,432.30	(6,716,760.44)	
544	Pollution Liability Insurance Program Trust	59,993,990.47	4,161,226.92	715,301.55	63,439,915.84	63,439,915.84	
545	Heating Oil Pollution Liability Trust	1,849,589.54	90,381.52	61,961.30	1,878,009.76	1,878,009.76	
567	Long-Term Services and Supports Trust	102,959,546.35	261,196,771.23	349,585,614.36	14,570,703.22	63,840.80	14,634,544.02	
721	Public Employees' and Retirees' Insurance	267,269,626.60	217,474,919.03	270,149,200.11	214,595,345.52	4,744,687.61	219,340,033.13	
730	Public Employees' and Retirees' Insurance Reserve	150,222,559.46	20,729,874.98	170,952,434.44	170,952,434.44	
788	Advanced College Tuition Payment Program	5,731,217.17	12,312,782.43	13,938,769.08	4,105,230.52	1,202,443.69	5,307,674.21	

RECEIPTS & DISBURSEMENTS FOR TREASURER'S TRUST FUNDS

	May 1, 2024		May 2024		May 31, 2024		
	Beginning Book Balance		Plus Receipts	Less Disbursements	Ending Book Balance	Outstanding Warrants	Ending Cash Balance
TOTAL ENTERPRISE FUNDS	\$ 801,430,870.68		\$ 1,070,659,634.23	\$ 996,964,175.14	\$ 875,126,329.77	\$ 7,270,492.42	\$ 882,396,822.19
INTERNAL SERVICE FUNDS							
411 Natural Resources Equipment	\$ 17,352,535.87		\$ 14,886.87	\$ 575,244.59	\$ 16,792,178.15	\$ 31,555.56	\$ 16,823,733.71
421 Education Technology Revolving Fund	15,430,176.73		27,939.31	1,684,424.96	13,773,691.08	246,568.24	14,020,259.32
422 General Administration Services	86,559,654.58		24,593,487.91	24,124,711.18	87,028,431.31	702,637.82	87,731,069.13
436 OFM Labor Relations Service	3,719,086.22		201,491.48	516,596.55	3,403,981.15	3,403,981.15
444 Fish & Wildlife Equipment	(72,168.21)		133,980.21	112,885.17	(51,073.17)	3,226.59	(47,846.58)
453 Minority and Women's Business Enterprises	3,074,559.14		511,297.64	276,199.97	3,309,656.81	1,970.00	3,311,626.81
458 Washington Tech Solutions Revolving	(9,948,339.92)		19,102,771.59	11,644,202.10	(2,489,770.43)	304,356.43	(2,185,414.00)
466 Statewide Info Tech System Development Revolving	32,511,087.44		125,926.05	4,549,194.04	28,087,819.45	1,397.75	28,089,217.20
471 State Patrol Nonappropriated Airplane Revolving	253,385.46		20,263.06	46,223.58	227,424.94	315.40	227,740.34
472 Statewide Info Tech System Maintenance & Operations Revolving	18,181,925.85		367,329.34	4,379,174.77	14,170,080.42	22,526.12	14,192,606.54
546 Risk Management	1,339,106.24		558,429.72	486,189.23	1,411,346.73	1,411,346.73
547 Liability	(248,608,250.53)		43,001.04	23,258,513.53	(271,823,763.02)	1,810,684.53	(270,013,078.49)
739 Certificates of Participation and Other Financing - State	659,415.16		22,241,176.96	901.32	22,899,690.80	22,899,690.80
TOTAL INTERNAL SERVICE FUNDS	\$ (79,547,825.97)		\$ 67,941,981.18	\$ 71,654,460.99	\$ (83,260,305.78)	\$ 3,125,238.44	\$ (80,135,067.34)
PRIVATE PURPOSE FUNDS							
196 Unclaimed Personal Property	\$ 291,445.61		\$ 20,873,270.32	\$ 20,201,673.75	\$ 963,042.18	\$ 13,728,392.74	\$ 14,691,434.92
463 WA College Savings Program	(595,544.06)		85,842.30	71,158.73	(580,860.49)	10,625.00	(570,235.49)
738 Department of Social and Health Services Trust	53,654.52		53,654.52	53,654.52
799 WA Achieving a Better Life Experience Program	165,779.99		478.34	166,258.33	166,258.33
TOTAL PRIVATE PURPOSE FUNDS	\$ (84,663.94)		\$ 20,959,590.96	\$ 20,272,832.48	\$ 602,094.54	\$ 13,739,017.74	\$ 14,341,112.28
PENSION TRUST FUNDS							
838 LEOFF Retirement System Benefits Improvement	\$		\$	\$	\$	\$	\$
TOTAL PENSION TRUST FUNDS	\$		\$	\$	\$	\$	\$
CUSTODIAL FUNDS							
165 Salary Reduction	\$ 6,398,513.66		\$ 4,008,568.03	\$ 4,648,194.56	\$ 5,758,887.13	\$	\$ 5,758,887.13
16C Real Estate/Property Tax Admin Assistance	44,675.00		96,105.00	92,727.50	48,052.50	48,052.50

RECEIPTS & DISBURSEMENTS FOR TREASURER'S TRUST FUNDS

		May 1, 2024	May 2024		May 31, 2024		
		Beginning Book Balance	Plus Receipts	Less Disbursements	Ending Book Balance	Outstanding Warrants	Ending Cash Balance
CUSTODIAL FUNDS (Continued)							
17A	County 911 Excise Tax	\$ 7,275,940.32	\$	\$ 41,204.66	\$ 7,234,735.66	\$	\$ 7,234,735.66
525	Washington State Combined Fund Drive	1,386,070.43	356,306.67	932,169.71	810,207.39	75,627.45	885,834.84
660	Natural Resources Deposit	44,558,171.36	41,237,101.12	39,686,822.20	46,108,450.28	108,072.60	46,216,522.88
734	Centennial Document Preservation and Modernization	1,569,625.08	164,906.00	1,734,531.08	1,734,531.08
737	High Occupancy Vehicle
757	Maritime Historic Restoration and Preservation	10,948.20	7,184.53	18,132.73	18,132.73
797	Local Tourism Promotion	2,086,966.54	(51,813.58)	2,138,780.12	2,138,780.12
802	School Employees Salary Reduction	(1,359,965.11)	2,075,679.90	2,875,886.94	(2,160,172.15)	(2,160,172.15)
TOTAL CUSTODIAL FUNDS		\$ 61,970,945.48	\$ 47,945,851.25	\$ 48,225,191.99	\$ 61,691,604.74	\$ 183,700.05	\$ 61,875,304.79
TOTAL TREASURER'S TRUST FUNDS		\$ 1,408,189,846.83	\$ 1,377,028,846.04	\$ 1,321,592,887.18	\$ 1,463,625,805.69	\$ 28,990,462.99	\$ 1,492,616,268.68

NOTE: Funds with zero balances that are scheduled to become inactive may no longer appear on this report.

INVESTMENT STATEMENT

Fund / Account	May 1, 2024	Purchased	Maturities & Sales	Amortization	May 31, 2024
Treasury & Treasurer's Trust					
Investments (trade date basis)	\$ 18,228,551,568.59	\$ 5,140,487,103.60	\$ 4,580,801,990.75	\$ 10,795,702.10	\$ 18,799,032,383.54
Reverse Repurchase Agreements
Purchased Accrued Interest	5,834,403.55	973,223.47	2,337,669.06	4,469,957.96
Total Treasury & Treasurer's Trust	<u>\$ 18,234,385,972.14</u>	<u>\$ 5,141,460,327.07</u>	<u>\$ 4,583,139,659.81</u>	<u>\$ 10,795,702.10</u>	<u>\$ 18,803,502,341.50</u>
Local Government Investment Pool					
Investments (trade date basis)	\$ 27,498,191,198.79	\$ 160,756,565,205.26	\$ 162,235,183,032.63	\$ 43,908,758.22	\$ 26,063,482,129.64
Reverse Repurchase Agreements
Purchased Accrued Interest	1,164,444.44	1,164,444.44
Total Local Government Investment Pool	<u>\$ 27,498,191,198.79</u>	<u>\$ 160,757,729,649.70</u>	<u>\$ 162,236,347,477.07</u>	<u>\$ 43,908,758.22</u>	<u>\$ 26,063,482,129.64</u>
Separately Managed Accounts					
Investments (trade date basis)	\$ 1,076,703,993.15	\$ 39,840,505.41	\$ 38,546,221.31	\$ 596,516.02	\$ 1,078,594,793.27
Purchased Accrued Interest	236,137.38	154,516.12	195,603.31	195,050.19
Total Separately Managed Accounts	<u>\$ 1,076,940,130.53</u>	<u>\$ 39,995,021.53</u>	<u>\$ 38,741,824.62</u>	<u>\$ 596,516.02</u>	<u>\$ 1,078,789,843.46</u>
Total All Accounts	<u>\$ 46,809,517,301.46</u>	<u>\$ 165,939,184,998.30</u>	<u>\$ 166,858,228,961.50</u>	<u>\$ 55,300,976.34</u>	<u>\$ 45,945,774,314.60</u>

INVESTMENT INTEREST INCOME & CAPITAL GAINS

Fund / Account	May 2024	May 2023	Fiscal Year 2024	Fiscal Year 2023
Treasury & Treasurer's Trust				
Cash	\$ 35,181,377.20	\$ 38,320,611.74	\$ 495,316,026.83	\$ 265,961,231.66
Custody Bank Fees	(13,528.16)	(130,068.26)	(136,937.46)
Other Bank Fees	(4,154.90)	(2,677.28)	(28,018.60)	(30,110.55)
Amortization	10,795,702.10	14,006,653.05	125,358,188.88	89,832,492.54
Accrued Interest	15,940,343.87	(1,054,428.85)	24,380,404.86	37,694,445.56
Gains and Losses	59,167.63	5,899.58	210,075.37	696,833.01
Total Treasury & Treasurer's Trust	\$ 61,972,435.90	\$ 51,262,530.08	\$ 645,106,609.08	\$ 394,017,954.76
Local Government Investment Pool				
Cash	\$ 80,385,832.76	\$ 59,886,613.00	\$ 791,618,820.06	\$ 430,440,432.07
Amortization	43,908,758.22	44,815,179.12	380,878,032.30	267,752,081.42
Accrued Interest	(849,359.10)	1,085,169.95	(4,761,435.46)	42,947,241.34
Gains and Losses	13,189.59	498,035.30	55,854.90	1,710,494.10
Total Local Government Investment Pool	\$ 123,458,421.47	\$ 106,284,997.37	\$ 1,167,791,271.80	\$ 742,850,248.93
Separately Managed Accounts				
Cash	\$ 1,253,196.91	\$ 1,123,159.23	\$ 19,506,613.29	\$ 12,789,317.86
Amortization	596,516.02	243,330.78	5,255,701.09	895,265.22
Accrued Interest	933,848.73	344,373.04	2,047,111.41	1,664,251.06
Gains and Losses	3,300.00	39,101.56	28,333.53
Total Separately Managed Accounts	\$ 2,783,561.66	\$ 1,714,163.05	\$ 26,848,527.35	\$ 15,377,167.67
Total All Accounts	\$ 188,214,419.03	\$ 159,261,690.50	\$ 1,839,746,408.23	\$ 1,152,245,371.36

**MIKE PELLICCIOTTI
STATE TREASURER
PO BOX 40200
OLYMPIA WA 98504-0200**

