

# Washington State Treasurer's Monthly Report

July 2024



**MIKE PELLICCIOTTI**  
State Treasurer

In accordance with the Americans with Disabilities Act, this publication will be made available in alternate formats upon request to the Office of the State Treasurer, Legislative Building, 2nd Floor, Olympia, Washington 98504-0200, telephone (360) 902-9000, fax (360) 902-9037 or TTY Users Call: 7-1-1. Web Site: <http://tre.wa.gov>.

Cover photo taken by Treasurer's Office staff.

# TABLE OF CONTENTS

	<i>Page</i>
State Treasurer's Letter .....	1
Investment Income Distributions .....	2
General Fund .....	5
Treasury, Treasurer's Trust, Local Government Investment Pool (LGIP) & Separately Managed Accounts (SMA) Flowchart .....	6
Treasury and Treasurer's Trust Charts .....	7
General Fund & LGIP Charts .....	8
Receipts & Disbursements for Treasury Funds .....	9
Receipts & Disbursements for Treasurer's Trust Funds .....	23
Investment Statement .....	34
Investment Interest Income & Capital Gains .....	35





**Mike Pellicciotti**  
State Treasurer

State of Washington  
Office of the Treasurer  
Legislative Building  
P.O. Box 40200  
Olympia, Washington 98504

(360) 902-9000 TTY 7-1-1  
FAX (360) 902-9037  
<http://tre.wa.gov>



Fellow Washingtonians,

I am pleased to report on the operations of the Office of the State Treasurer (OST) for the month of July 2024. At the close of the month, the total of the treasury & treasurer's trust book balances was \$18.5 billion with investment earnings distributed for the month of \$69.1 million.

In the month of July each year, my office reports on the previous fiscal year. During fiscal year 2024, the temporary surplus balances of the 374 treasury funds and 273 treasurer's trust funds were invested on a daily basis by OST and credited to the Treasury Income Account. My office distributes the balance of the Treasury Income Account to participating accounts. The amount distributed to each account is based on specific statutory provisions and the ratio of its average daily cash balance to the respective total average daily cash balances of the treasury & treasurer's trust funds.

Total income for fiscal year 2024 of \$646,298,430.95 was distributed to participating treasury funds and \$62,345,936.71 was distributed to participating treasurer's trust funds.

Sincerely,

A handwritten signature in blue ink that reads "Mike Pellicciotti". The signature is fluid and cursive, written in a professional style.

Mike Pellicciotti  
Washington State Treasurer

# INVESTMENT INCOME DISTRIBUTIONS

## Investment Income - Treasury Funds & Accounts

Fund / Account	Amount Distributed	Fund / Account	Amount Distributed
001	\$ 332,142,186.57	11E	\$ 669,474.28
01T	Local Leasehold Excise Tax ..... 120,541.61	12T	Traumatic Brain Injury..... 37,783.14
025	Pilotage..... 11,189.36	125	Site Closure..... 1,438,520.47
027	Reclamation..... 236,397.09	14B	Budget Stabilization..... 24,150,204.21
02M	Essential Rail Assistance..... 53,236.38	144	Transportation Improvement..... 3,048,560.39
031	State Investment Board Expense..... 320,624.58	15H	Cleanup Settlement..... 1,850,483.15
036	Capitol Building Construction..... 303,622.78	150	Low-Income Weatherization Assistance..... 55,655.08
039	Aeronautics..... 417,491.33	153	Rural Mobility Grant Program..... 298,976.94
03L	County Criminal Justice Assistance..... 305,857.35	16J	SR 520 Corridor..... 4,534,858.43
03M	Municipal Criminal Justice Assistance..... 95,185.67	16P	Marine Resources Stewardship Trust..... 0.62
04B	Natural Resources Real Property Replacement..... 898,111.28	16W	Hospital Safety Net Assessment..... 1,907,978.30
04R	Drinking Water Assistance..... 6,577,859.70	17P	SR520 Civil Penalties..... 355,352.34
041	Resource Management Cost..... 1,255,217.20	186	County Arterial Preservation..... 28,456.08
042	Charitable, Educational, Penal, and Reformatory Institutions..... 422,941.02	18B	Columbia River Basin Tax Bond Water Supply Development..... 47,519.69
05R	Drinking Water Assistance Administrative..... 141,412.89	18J	Capital Vessel Replacement..... 894,234.44
06G	Real Estate Appraiser Commission..... 9,943.17	20H	Connecting Washington..... 16,523,758.65
061	Eastern Washington University Capital Projects..... 213,617.77	20J	Electric Vehicle Charging Infrastructure..... 574,652.25
062	Washington State University Building..... 674,578.96	20M	Puget Sound Taxpayer Accountability..... 107,859.35
063	Central Washington University Capital Projects..... 138,933.51	20N	Transportation Future Funding Program..... 556,608.19
064	University of Washington Building..... 1,092,939.39	20T	PLIA Underground Storage Tank Revolving..... 1,126,594.10
065	Western Washington University Capital Projects..... 323,344.26	201	Department of Licensing Services..... 95,368.15
066	The Evergreen State College Capital Projects..... 160,974.02	204	Volunteer Fire Fighters' & Reserve Officers' Administrative..... 313,204.21
08A	Education Legacy Trust..... 43,179,494.29	215	Special Category C..... 927,919.81
08M	Small City Pavement and Sidewalk..... 91,894.01	218	Multimodal Transportation ..... 13,381,492.84
080	Grade Crossing Protective..... 6,975.61	22C	Early Learning Facilities Revolving..... (15,722.26)
081	State Patrol Highway..... 1,437,095.22	22D	Early Learning Facilities Development ..... (38,847.26)
082	Motorcycle Safety Education..... 152,100.60	22J	Abandoned Recreational Vehicle Disposal..... 92,278.96
087	Park Land Trust Revolving..... 119,212.69	22T	Statewide Tourism Marketing..... 276,729.27
09E	Freight Mobility Investment..... 507,213.04	23G	Vulnerable Roadway User Education..... 896.35
09H	Transportation Partnership..... (1,021,443.46)	23J	Statewide Broadband..... 1,121,620.39
094	Transportation Infrastructure..... 442,846.77	23S	Puget Sound Gateway Facility..... 226.07
096	Highway Infrastructure..... 94,336.59	23V	Voluntary Cleanup..... 33,767.06
097	Recreational Vehicle..... 168,788.41	24L	Ambulance Transport Fund..... 215,708.85
099	Puget Sound Capital Construction..... 2,207,102.25	24N	Fish, Wildlife, and Conservation..... 398,295.37
10P	Columbia River Basin Water Supply..... 132,313.05	253	Education Construction..... 847.08
102	Rural Arterial Trust..... 817,744.32	26M	Climate Active Transportation..... 1,584,712.78
104	State Wildlife..... 371,352.11	26N	Climate Transit Programs..... 1,694,283.43
106	Highway Safety..... 1,494,498.23	26P	Move Ahead WA..... 39,090,851.38
108	Motor Vehicle..... 11,126,364.83	26Q	Move Ahead WA Flexible..... 1,539,782.16
109	Puget Sound Ferry Operations..... (24,041.87)	26T	Washington Student Loan..... 3,236,846.21
110	Special Wildlife..... 349,607.65	27W	OPIOID Abatement Settlement..... (70,596.55)
113	Common School Construction..... 14,577,213.29	28G	Covenant Homeownership..... 22,236.90
11B	Regional Mobility Grant Program..... 2,767,199.37	296	Columbia River Basin Water Supply Rev Recovery..... 278,619.53



# INVESTMENT INCOME DISTRIBUTIONS

## Investment Income - Treasury Funds and Accounts (Continued)

Fund / Account	Amount Distributed	Fund / Account	Amount Distributed
303 Highway Bond Retirement.....	\$ 5,849,681.19	667 Higher Ed Retirement Plan Supplemental Benefit-WWU.....	\$ 53.36
304 Ferry Bond Retirement.....	24,623.88	668 Higher Ed Retirement Plan Supplemental Benefit-SBCTC.....	159.10
305 Transportation Improvement Board Bond Retirement.....	231,069.20	689 Rural Washington Loan.....	44,816.22
319 Public Health Supplemental.....	88,090.49	722 Deferred Compensation Principal.....	148,721.89
347 Washington State University Bond Retirement.....	2,158,982.05	727 Water Pollution Control Revolving.....	9,551,390.61
348 University of Washington Bond Retirement.....	466,245.60	729 Judicial Retirement Principal.....	487.78
389 Toll Facility Bond Retirement.....	781,485.49	785 State Educational Trust Fund.....	154,176.46
404 State Treasurer's Service.....	39,319,727.34	795 State Investment Board Commingled Monthly Bond.....	(0.03)
410 Transportation Equipment.....	1,431,759.74	818 Youth Athletic Facility .....	1,595,916.12
489 Pension Funding Stabilization.....	509,360.42	819 LEOFFS Plan 1 Retirement.....	26,123.46
500 Perpetual Surveillance and Maintenance.....	1,845,383.84	825 Tobacco Settlement.....	205,299.35
507 Oyster Reserve Land.....	21,274.74	828 Tobacco Prevention and Control.....	27,535.66
511 Tacoma Narrows Toll Bridge.....	1,355,635.34	829 LEOFFS Plan 2 Retirement.....	98,085.90
535 Alaskan Way Viaduct Replacement Project.....	3,640,440.70	844 Money-Purchase Retirement Savings Administrative.....	0.13
548 LEOFF System Plan 2 Expense.....	7,638.54	851 Development Disabilities Community Trust.....	1,146,710.62
549 Election.....	249,370.42	865 State Investment Board Commingled Trust.....	93.96
550 Transportation 2003.....	608,876.35	881 Supplemental Pension.....	1,478,119.73
562 Skilled Nursing Facility Safety Net Trust.....	170,059.87	882 Washington Judicial Retirement System.....	363,289.77
564 Water Pollution Control Revolving Administration.....	143,774.49	883 Second Injury.....	2,047,531.69
566 Community Forest Trust.....	10,673.51	887 Public Facilities Construction Loan Revolving.....	6,831,325.07
571 Multiuse Roadway Safety.....	53,144.29	888 Deferred Compensation Administrative.....	128,174.92
595 I-405 Express Toll Lanes Operations.....	12,729,428.71	893 Radiation Perpetual Maintenance.....	13,619.64
600 Department of Retirement Systems Expense.....	946,367.76		
603 Millersylvania Park Trust.....	218.49	<b>Total Treasury Investment Income</b>	
609 Medical Aid.....	446,137.92	<b>Fiscal Year 2024.....</b>	<b>\$ 646,298,430.95</b>
610 Accident Reserve.....	621,260.27		
614 Volunteer Firefighters' Relief and Pension Principal.....	117,147.19		
615 State Patrol – Plan 1.....	12,660.54		
616 Judges' Retirement.....	56,260.60		
624 Reserve Officer's Relief/Pension Principal Fund.....	57.21		
630 State Patrol - Plan 2.....	23,502.53		
631 Public Employees' Retirement System Plan 1 .....	122,442.28		
632 Teachers' Retirement System Plan 1.....	74,100.25		
633 School Employees' Retirement System Combined Plan 2 & 3.....	163,149.24		
635 Public Safety Employees' Retirement System Plan 2.....	15,871.92		
641 Public Employees' Retirement System Combined Plan 2 & 3.....	429,580.27		
642 Teachers' Retirement System Combined Plan 2 and 3.....	403,477.22		
661 Higher Ed Retirement Plan Supplemental Benefit-UW.....	1,530.66		
662 Higher Ed Retirement Plan Supplemental Benefit-WSU.....	180.97		
663 Higher Ed Retirement Plan Supplemental Benefit-EWU.....	39.88		
664 Higher Ed Retirement Plan Supplemental Benefit-CWU.....	33.42		
665 Higher Ed Retirement Plan Supplemental Benefit-TESC.....	0.05		

### Summary of Distributions Investment Income to General Fund

The Treasurer distributes the amount credited to the Treasury Income Account at the end of each month. The General Fund is credited with its share of the total income earned from the General Fund balance in addition to all or a portion of the investment income from certain other Treasury accounts. Following is a summary of the transactions relating to investment income and the General Fund during Fiscal Year 2024.

Treasury Investment Income Received on the	
General Fund Balance.....	\$ 45,288,735.84
Treasury Investment Income from Certain Accounts.....	\$ 286,853,450.73
<b>Total Treasury Investment Income to the General Fund.....</b>	<b>\$ 332,142,186.57</b>

# INVESTMENT INCOME DISTRIBUTIONS

## Investment Income - Treasurer's Trust Funds and Accounts

Fund / Account	Amount Distributed
001	General.....
03K	Industrial Insurance Premium Refund.....
07E	Contract Harvesting Revolving.....
07N	Produce Railcar Pool.....
07T	Commemorative Works.....
08B	Foster Care Endowed Scholarship Trust.....
08E	Individual Development Account Program.....
09K	Life Sciences Discovery.....
126	Agricultural Local.....
128	Grain Inspection Revolving.....
12N	Get Ready For Math & Science Scholarship.....
131	Fair.....
133	Children's Trust.....
14E	Washington State Library Operations.....
14W	Reduced Cigarette Ignition Propensity.....
16L	Accessible Communities .....
16R	Multiagency Permitting Team.....
169	Horse Racing Commission Operating.....
17A	County Enhanced 911 Excise Tax .....
18K	24/7 Sobriety.....
19B	School for the Blind.....
19H	Center for Childhood Deafness and Hearing Loss.....
205	Mobile Home Park Relocation.....
21J	Gina Grant Bull Memorial Legislative Page Scholarship.....
21L	Low-Income Home Rehab Revolving Loan Program.....
21N	NE Washington Wolf-Livestock Management.....
21Q	Forest Health Revolving.....
22F	Family and Medical Leave Insurance.....
22L	Public Use General Aviation Airport Loan Revolving.....
22N	Fish and Wildlife Federal Lands Revolving.....
22P	Natural Resources Federal Lands Revolving.....
23C	Department of Licensing Tuition Recovery.....
23D	Student Achievement Council Tuition Recovery Trust.....
23E	Washington History Day.....
23L	Indian Health Improvement Reinvestment.....
23M	County Road Administration Board Emergency Loan.....
24E	Washington State Library-Archives Building.....
25E	Rosa Franklin Legislative Internship Program Scholarship.....
26F	Billy Frank Jr. National Statuary Hall Collection.....
26G	Energy Facility Site Eval Council.....
26T	Washington Student Loan.....
27R	Medication for People Living with HIV Rebate Revenue.....
283	Juvenile Accountability Incentive.....

Fund / Account	Amount Distributed
463	Washington College Savings Program.....
473	SEBB Insurance Reserve.....
485	Horse Racing Commission Washington Bred Owners' Bonus.....
493	School Employees' Reserve.....
495	Toll Collection.....
496	Future Teachers Conditional Scholarship.....
497	Horse Racing Commission Class C Purse Fund.....
503	Tuition Recovery.....
516	Fruit and Vegetable Inspection .....
525	Washington State Combined Fund Drive.....
561	Community Technical College Innovation.....
567	Long-Term Services and Supports Trust.....
660	Natural Resources Deposit .....
687	Rural Rehabilitation.....
688	Federal Local Rail Service Assistance.....
721	Public Employees' and Retirees' Insurance.....
730	Public Employees' and Retirees' Insurance Reserve.....
731	Child Care Facility Revolving.....
748	WA Career and College Pathways Innov Challenge.....
784	Miscellaneous Transportation Programs .....
788	Advanced College Tuition Payment Program.....
789	Advanced Environment Mitigation Revolving.....
797	Local Tourism Promotion .....
799	Washington Achieving a Better Life Experience Program.....
816	Stadium and Exhibition Center.....
833	Developmental Disabilities Endowment Trust.....
842	American Indian Scholarship Endowment.....
852	Foster Care Scholarship Endowment.....
878	Federal Forest Revolving.....
880	Advance Right-of-Way Revolving.....

**Total Treasurer's Trust Investment Income**

**Fiscal Year 2024 ..... \$ 62,345,936.71**



# GENERAL FUND

## CURRENT MONTH AND FISCAL YEAR TO DATE COMPARISON

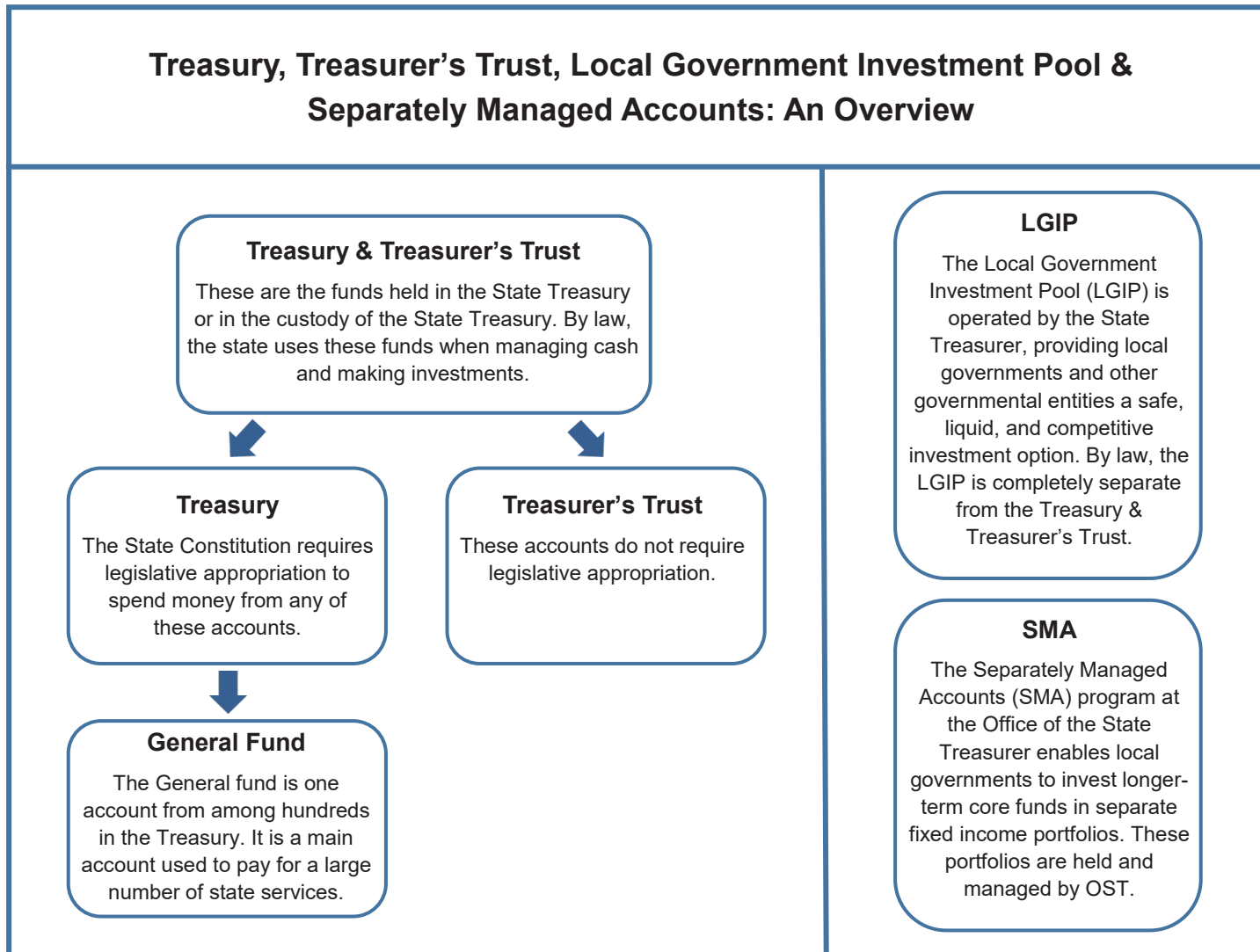
(In Millions)

	Month of July		Fiscal Year to Date	
	2024	2023	2025	2024
<b>Beginning Book Balance</b>	\$ 3,526.332	\$ 4,445.348	\$ 3,526.332	\$ 4,445.348
<b>Cash Revenue</b>	\$ 3,748.128	\$ 3,418.554	3,748.128	3,418.554
Other Cash Receipts	554.941	1,057.544	554.941	1,057.544
<b>Total Cash Receipts</b>	4,303.069	4,476.098	4,303.069	4,476.098
<b>Total Cash Disbursements</b>	5,063.416	7,014.710	5,063.416	7,014.710
<b>Ending Book Balance</b>	\$ 2,765.985	\$ 1,906.736	2,765.985	1,906.736
<b>Cash Revenue</b>				
Bond Retirement & Interest	\$ 0.000	\$ (0.057)	\$ 0.000	\$ (0.057)
Secretary of State	4.341	4.053	4.341	4.053
<b>Department of Revenue:</b>				
Retail Sales Tax	1,292.027	1,220.333	1,292.027	1,220.333
Business & Occupation Tax	528.527	468.382	528.527	468.382
Compensating Tax	93.772	75.196	93.772	75.196
Cigarette Tax	23.621	5.571	23.621	5.571
Public Utility Tax	40.832	37.933	40.832	37.933
Various Other Revenue	130.786	(27.392)	130.786	(27.392)
Insurance Commission	6.031	6.259	6.031	6.259
Liquor and Cannabis Board	2.776	0.009	2.776	0.009
<b>Department of Licensing:</b>				
Excise Tax - Other	0.014	0.014	0.014	0.014
Various Other Revenue	4.347	3.367	4.347	3.367
Department of Social & Health Services	3.660	6.276	3.660	6.276
Universities & Colleges	(0.016)	0.000	(0.016)	0.000
Treasurer's Transfers	(45.390)	(137.299)	(45.390)	(137.299)
<b>Counties:</b>				
Property Tax	30.283	30.050	30.283	30.050
Real Estate Excise Tax	137.944	108.353	137.944	108.353
Various Other Revenue	3.565	3.021	3.565	3.021
Federal Grants-In-Aid (All Agencies)	1,229.788	1,356.048	1,229.788	1,356.048
Revenues Distributed to Local Governments	(0.373)	(0.356)	(0.373)	(0.356)
Other Agencies' Cash Revenue	261.593	258.793	261.593	258.793
<b>Total Cash Revenue</b>	\$ 3,748.128	\$ 3,418.554	\$ 3,748.128	\$ 3,418.554

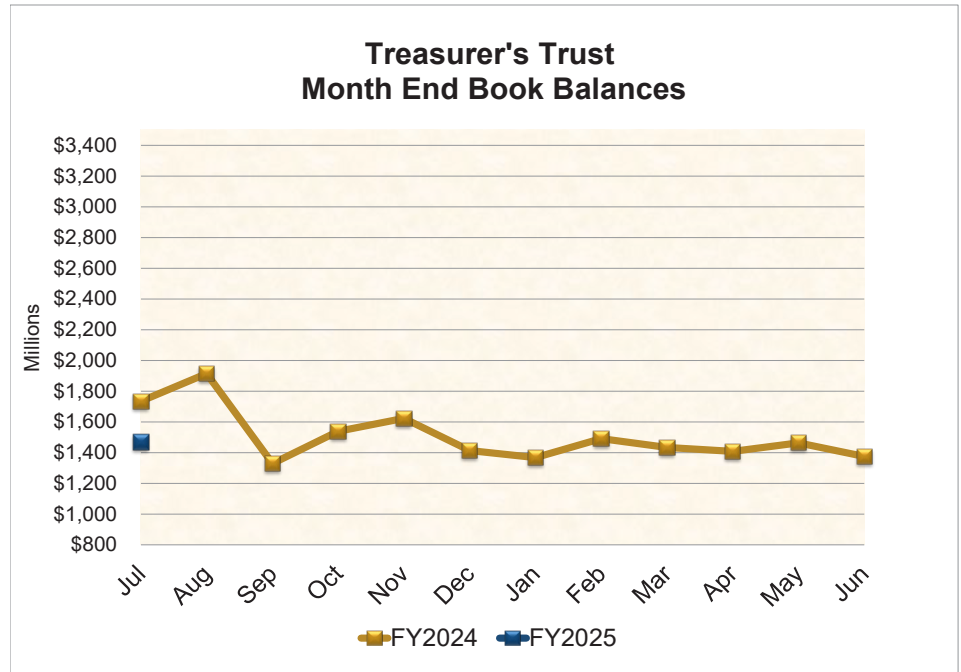
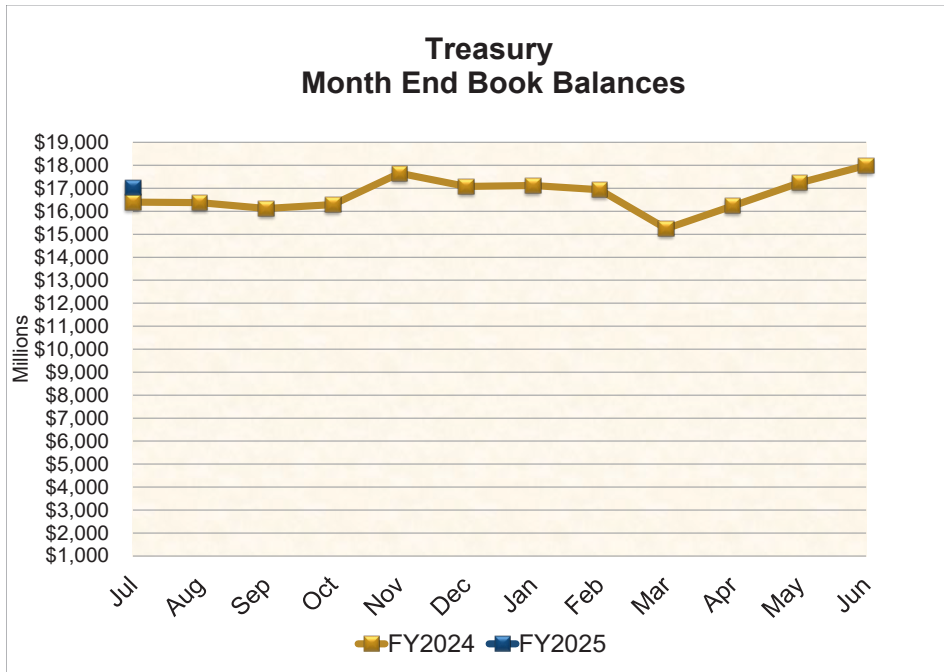
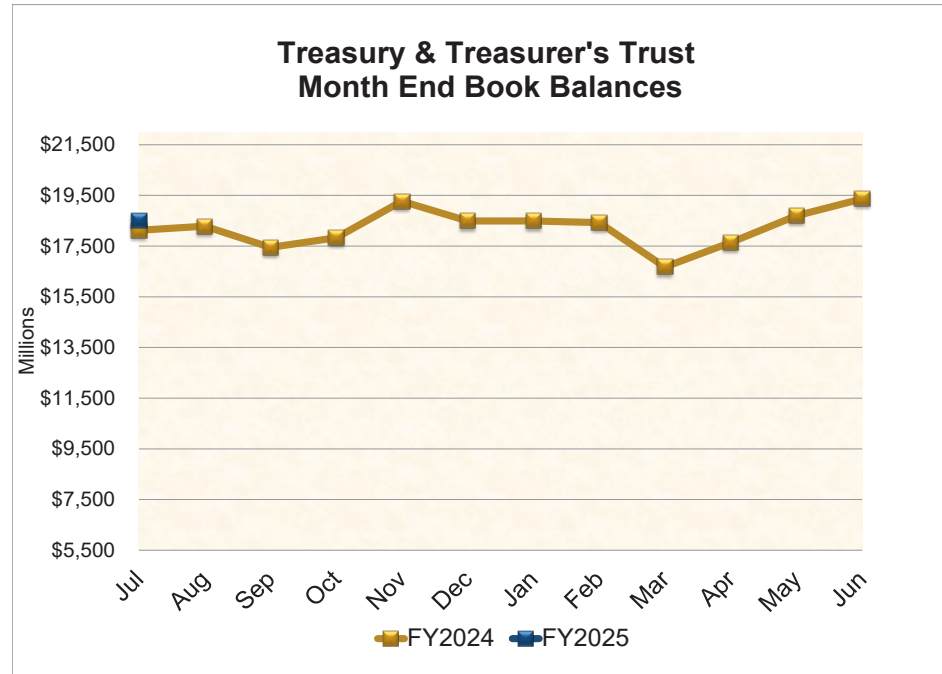
Source: Agency Financial Reporting System (AFRS)

# TREASURY, TREASURER'S TRUST, LGIP & SMA FLOWCHART

The Office of the State Treasurer (OST) is charged with the cash management of public funds, which includes two categories of state funds and accounts: (1) funds and accounts located in the state treasury, which are subject to legislative appropriation; and (2) Treasurer's trust funds, which are accounts placed in the custody of the State Treasurer and not typically subject to legislative appropriation. Funds within these accounts are commingled for investment and cash management purposes. This flowchart describes the structure of the Treasury and Treasurer's Trust accounts. Month end balances of these accounts are shown on pages 7 and 8.

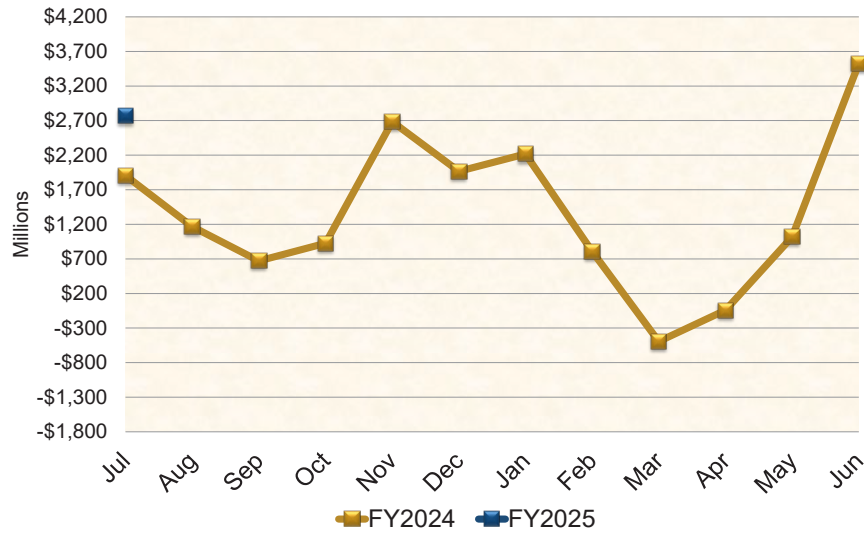


# TREASURY & TREASURER'S TRUST CHARTS

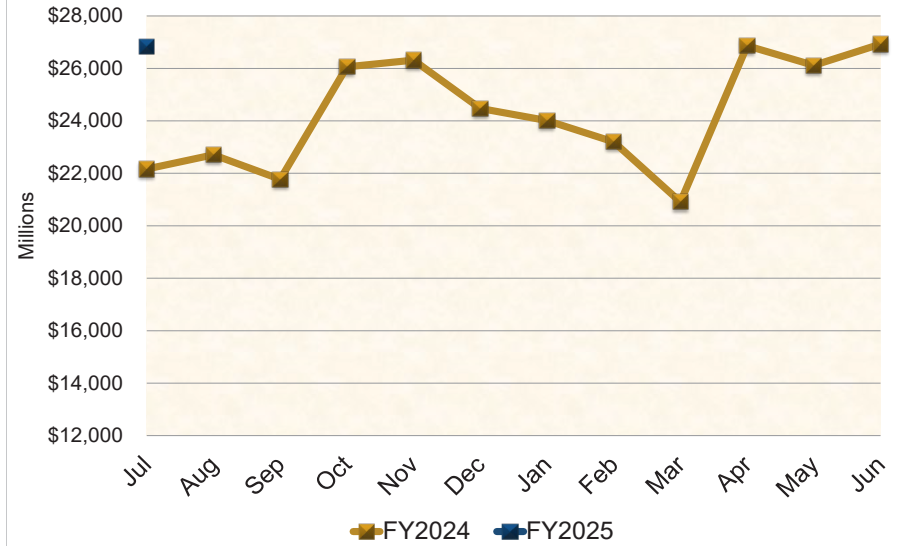


# GENERAL FUND & LOCAL GOVERNMENT INVESTMENT POOL CHARTS

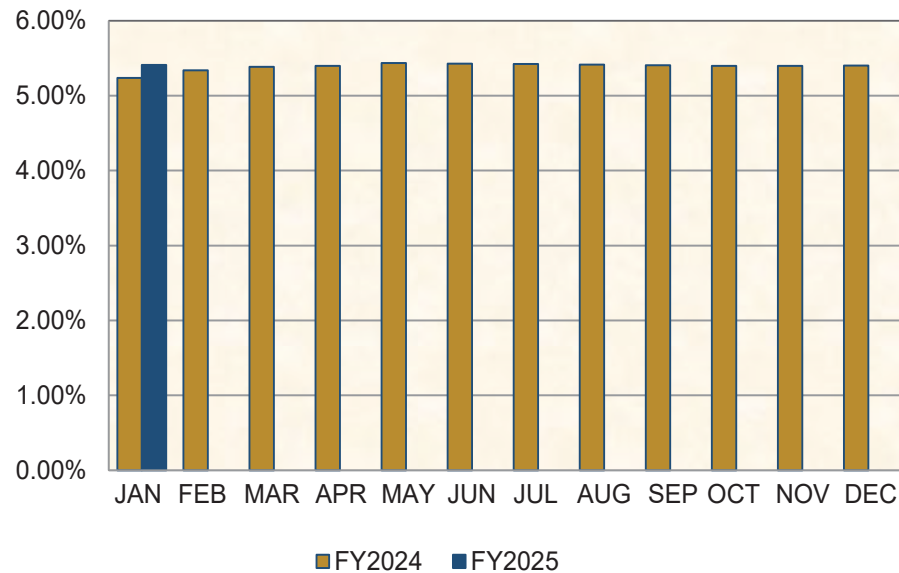
### General Fund Month End Book Balances



### Local Government Investment Pool Month End Book Balances



### LGIP Net Yield (365 day basis)



# RECEIPTS & DISBURSEMENTS FOR TREASURY FUNDS

		July 1, 2024	July 2024		July 31, 2024		
		Beginning Book Balance	Plus Receipts	Less Disbursements	Ending Book Balance	Outstanding Warrants	Ending Cash Balance
<b>GENERAL FUND</b>							
001	General	\$ 3,526,331,955.52	\$ 4,303,068,773.01	\$ 5,063,416,283.32	\$ 2,765,984,445.21	\$ 82,343,793.01	\$ 2,848,328,238.22
018	Millersylvania Park Current	210.50	.....	.....	210.50	.....	210.50
01E	Geothermal	101,167.70	.....	.....	101,167.70	.....	101,167.70
01N	Institutional Impact	19,144.72	.....	.....	19,144.72	.....	19,144.72
02P	Flood Control Assistance	3,126,330.61	2,000,000.00	127,434.03	4,998,896.58	.....	4,998,896.58
031	State Investment Board Expense	7,137,388.71	2,652,605.66	2,588,252.66	7,201,741.71	1,313.66	7,203,055.37
032	State Emergency Water Projects Revolving	221,616.92	.....	.....	221,616.92	.....	221,616.92
03A	Excess Earnings	.....	.....	.....	.....	.....	.....
03L	County Criminal Justice Assistance	3,660,354.48	18,022,439.23	16,974,166.92	4,708,626.79	3,746.28	4,712,373.07
03M	Municipal Criminal Justice Assistance	709,090.07	6,870,994.79	6,949,752.19	630,332.67	1,873.14	632,205.81
05C	Criminal Justice Treatment	2,669,552.83	3,940,398.75	393,609.68	6,216,341.90	.....	6,216,341.90
05M	Tourism Development and Promotion	.....	.....	.....	.....	.....	.....
070	Outdoor Recreation	(535.00)	980,535.93	2,575,975.99	(1,595,975.06)	.....	(1,595,975.06)
072	State & Local Improve Revolving (Water Supply Facilities)	831,205.60	11,915.39	10,591.27	832,529.72	.....	832,529.72
09C	Farm and Forest	.....	6,806.95	343,805.36	(336,998.41)	336,998.41	.....
09G	Riparian Protection	.....	.....	.....	.....	.....	.....
09R	Economic Development Strategic Reserve	12,588,515.52	22,962.50	427,326.01	12,184,152.01	286.37	12,184,438.38
10K	Veterans Innovation Program	14,382.82	.....	.....	14,382.82	.....	14,382.82
10P	Columbia River Basin Water Supply Development	3,458,539.77	11,139.57	6,126.86	3,463,552.48	.....	3,463,552.48
10T	Hood Canal Aquatic Rehabilitation Bond	.....	.....	.....	.....	.....	.....
125	Site Closure	40,232,811.11	1,463,869.83	3,968.40	41,692,712.54	848.00	41,693,560.54
12J	Boating Activities	.....	.....	.....	.....	.....	.....
12K	Puget Sound Scientific Research	.....	.....	.....	.....	.....	.....
12R	Independent Youth Housing	.....	.....	.....	.....	.....	.....
14B	Budget Stabilization	980,417,620.77	2,254,379.93	.....	982,672,000.70	.....	982,672,000.70
14C	Puget Sound Recovery	.....	.....	.....	.....	.....	.....
14H	Community Preservation & Development Authority	2,455,538.54	(24.12)	81,495.69	2,374,018.73	.....	2,374,018.73
15J	Building Communities	.....	.....	.....	.....	.....	.....
15K	Columbia River Water Delivery	16,173.66	8,437,406.00	8,437,406.00	16,173.66	.....	16,173.66
15R	Evergreen Job Training	.....	.....	.....	.....	.....	.....
16V	Water Rights Processing	88,934.38	200.00	0.22	89,134.16	.....	89,134.16
177	Judicial Retirement Administrative	.....	.....	.....	.....	.....	.....
17C	Opportunity Express Account	62,171.42	.....	.....	62,171.42	.....	62,171.42

# RECEIPTS & DISBURSEMENTS FOR TREASURY FUNDS

	July 1, 2024		July 2024		July 31, 2024		
	Beginning Book Balance	Plus Receipts	Less Disbursements	Ending Book Balance	Outstanding Warrants	Ending Cash Balance	
<b>GENERAL FUND (Continued)</b>							
17F Washington Opportunity Pathways	\$ 94,104,968.53	\$ 28,490.46	\$ 16,502,034.61	\$ 77,631,424.38	\$ .....	\$ 77,631,424.38	
18H Opportunity Expansion	326.64	.....	.....	326.64	.....	326.64	
19K Yakima Integrated Plan Implementation	.....	.....	.....	.....	.....	.....	
19L Charter Schools Oversight	992,339.46	274,279.35	145,189.96	1,121,428.85	5,854.44	1,127,283.29	
19N Diesel Idle Reduction	.....	.....	.....	.....	.....	.....	
20C Yakima Integrated Plan Implementation Taxable Bond	.....	.....	.....	.....	.....	.....	
20F Invest in Washington	174,758.05	.....	.....	174,758.05	.....	174,758.05	
21B Chehalis Basin	.....	.....	.....	.....	.....	.....	
21P Sexual Assault Prevention and Response	.....	.....	.....	.....	.....	.....	
21R DCYF Contracted Services Performance Improvement	.....	.....	.....	.....	.....	.....	
22C Early Learning Facilities Revolving	.....	(379.61)	23,096.58	(23,476.19)	.....	(23,476.19)	
22D Early Learning Facilities Development	(91,189.54)	(12,649.60)	2,525,926.75	(2,629,765.89)	608.80	(2,629,157.09)	
22T Statewide Tourism Marketing	7,480,725.29	3,276,675.37	1,059,335.40	9,698,065.26	1,474.91	9,699,540.17	
23H Defense Community Compatibility	.....	.....	.....	.....	.....	.....	
23J Statewide Broadband	31,290,767.91	100,635.39	17,836.44	31,373,566.86	53.28	31,373,620.14	
244 Habitat Conservation	(1,130.00)	79,124.96	78,129.96	(135.00)	135.00	.....	
24H Career Connected Learning	.....	.....	.....	.....	.....	.....	
24M Climate Resiliency	.....	.....	.....	.....	.....	.....	
24U Sustainable Farms and Fields	.....	.....	.....	.....	.....	.....	
253 Education Construction	23,735.23	76.35	.....	23,811.58	.....	23,811.58	
25C Elementary & Secondary School Emergency Relief III	(1,047,241.33)	2,103,165.65	3,040,667.31	(1,984,742.99)	1,477,322.88	(507,420.11)	
25D Manufacturing and Warehousing Job Centers	270.08	3,460,000.00	.....	3,460,270.08	.....	3,460,270.08	
25F Forest Resiliency	223,389.65	.....	43,321.65	180,068.00	652.56	180,720.56	
25G Manufacturing Cluster Acceleration	2,798,000.00	.....	.....	2,798,000.00	.....	2,798,000.00	
25H Fair Start for Kids	.....	.....	.....	.....	.....	.....	
25P Wildfire Response, Forest Restoration, and Community Resilience	23,732,935.05	55,687,385.95	6,349,657.58	73,070,663.42	217,954.10	73,288,617.52	
26H Washington State Leadership Board	(65,272.76)	971,000.00	76,235.35	829,491.89	301.50	829,793.39	
26K School Seismic Safety Grant Program	.....	.....	.....	.....	.....	.....	
26R Clean Energy Transition Workforce	.....	.....	.....	.....	.....	.....	
26T Washington Student Loan	97,063,756.83	(9,687,801.68)	.....	87,375,955.15	.....	87,375,955.15	
26U Apple Health and Homes	88,429,080.01	(62.71)	375,336.72	88,053,680.58	286.12	88,053,966.70	
26V Capital Community Assistance	266,610,411.67	(4,993.89)	11,897,676.90	254,707,740.88	159,956.22	254,867,697.10	



# RECEIPTS & DISBURSEMENTS FOR TREASURY FUNDS

		July 1, 2024	July 2024		July 31, 2024		
		Beginning Book Balance	Plus Receipts	Less Disbursements	Ending Book Balance	Outstanding Warrants	Ending Cash Balance
<b>GENERAL FUND (Continued)</b>							
27A	Energy Efficiency Revolving Loan Capital	\$ .....	\$ .....	\$ .....	\$ .....	\$ .....	\$ .....
27B	Electric Vehicle Incentive	118,707,172.65	(130.59)	20,613.69	118,686,428.37	.....	118,686,428.37
27C	Community Reinvestment	191,872,044.39	207.30	9,642,252.30	182,229,999.39	218,313.71	182,448,313.10
27F	State Lands Dev Authority Capital	.....	.....	.....	.....	.....	.....
27G	State Lands Dev Authority Operating	.....	.....	.....	.....	.....	.....
27K	Digital Equity	.....	.....	.....	.....	.....	.....
28E	Emergency Drought Response	2,908,520.90	.....	30,502.84	2,878,018.06	.....	2,878,018.06
28K	State Crime Victim & Witness Assistance	.....	4,000,000.00	1,000,000.00	3,000,000.00	.....	3,000,000.00
28T	Agricultural Pest and Disease Response	.....	1,000,000.00	.....	1,000,000.00	.....	1,000,000.00
291	Education Savings	.....	.....	.....	.....	.....	.....
355	State Taxable Building Construction	31,297,859.93	44,515,225.34	11,444,295.01	64,368,790.26	619,271.14	64,988,061.40
359	School Constr & Skill Ctrs Bldg	790,558.47	.....	755,000.00	35,558.47	.....	35,558.47
489	Pension Funding Stabilization	12,168,305.88	39,138.45	.....	12,207,444.33	.....	12,207,444.33
548	LEOFF System Plan 2 Expense	156,546.08	141,162.95	160,199.31	137,509.72	260.80	137,770.52
706	Coronavirus State Fiscal Recovery Fund	766,199,690.76	(261,991,378.63)	28,566,881.92	475,641,430.21	250,869.45	475,892,299.66
707	Washington Rescue Plan Transition	798,000,000.00	.....	.....	798,000,000.00	.....	798,000,000.00
828	Tobacco Prevention and Control	702,316.82	2,264.64	12,832.00	691,749.46	.....	691,749.46
830	Agricultural College Trust Management	1,182,640.31	(64,837.61)	15,166.06	1,102,636.64	1,762.39	1,104,399.03
<b>TOTAL GENERAL FUND</b>		<b>\$ 7,119,848,457.61</b>	<b>\$ 4,193,661,001.26</b>	<b>\$ 5,196,118,382.94</b>	<b>\$ 6,117,391,075.93</b>	<b>\$ 85,643,936.17</b>	<b>\$ 6,203,035,012.10</b>
<b>SPECIAL REVENUE FUNDS</b>							
002	Hospital Data Collection	\$ 278,182.64	\$ 255.68	\$ 14,711.94	\$ 263,726.38	\$ .....	\$ 263,726.38
003	Architects' License	1,428,699.03	64,885.43	160,293.32	1,333,291.14	514.00	1,333,805.14
007	Winter Recreational Program	3,066,080.50	21,034.00	111,743.81	2,975,370.69	189.20	2,975,559.89
014	Forest Development	14,093,989.58	(1,142,241.89)	(1,423,462.30)	14,375,209.99	35,834.75	14,411,044.74
01B	ORV & Non-Highway Vehicle Account	1,019,251.36	(122,271.07)	60,950.49	836,029.80	9,568.06	845,597.86
01M	Snowmobile	2,190,905.57	2,112.73	43,287.98	2,149,730.32	.....	2,149,730.32
024	Professional Engineers'	1,829,873.51	192,949.86	209,880.43	1,812,942.94	40.00	1,812,982.94
025	Pilotage	425,107.95	148,463.52	65,906.01	507,665.46	581.95	508,247.41
026	Real Estate Commission	8,526,131.95	751,846.97	2,446,369.70	6,831,609.22	5,504.86	6,837,114.08
027	Reclamation	6,689,240.00	109,170.54	134,585.50	6,663,825.04	600.99	6,664,426.03
02A	Surveys and Maps	368,529.59	14,895.93	24,243.98	359,181.54	.....	359,181.54
02G	Health Professions	42,666,016.20	1,485,133.22	5,992,018.57	38,159,130.85	120,248.29	38,279,379.14
02H	Business Enterprises Revolving	868,233.76	143,776.21	59,832.05	952,177.92	3,309.14	955,487.06

# RECEIPTS & DISBURSEMENTS FOR TREASURY FUNDS

		July 1, 2024	July 2024		July 31, 2024		
		Beginning Book Balance	Plus Receipts	Less Disbursements	Ending Book Balance	Outstanding Warrants	Ending Cash Balance
<b>SPECIAL REVENUE FUNDS (Continued)</b>							
02J	Certified Public Accountants'	\$ 4,309,675.19	\$ 111,476.63	\$ 550,180.14	\$ 3,870,971.68	\$ 230.00	\$ 3,871,201.68
02K	Death Investigations	3,603,242.79	462,794.99	472,209.74	3,593,828.04	306.36	3,594,134.40
02M	Essential Rail Assistance	2,237,277.08	17,109.10	15,980.22	2,238,405.96	.....	2,238,405.96
02N	Parkland Acquisition	317,356.09	.....	.....	317,356.09	.....	317,356.09
02R	Aquatic Lands Enhancement	17,908,634.40	(297,035.45)	(1,332,013.36)	18,943,612.31	36,562.54	18,980,174.85
02W	Timber Tax Distribution	327,562.77	1,489,393.87	223,138.70	1,593,817.94	3,853.68	1,597,671.62
030	Landowner Contingency Forest Fire Suppression	5,230,985.69	(197,239.27)	886,298.24	4,147,448.18	151,717.00	4,299,165.18
039	Aeronautics	13,867,630.50	524,637.02	4,259,088.23	10,133,179.29	49,863.20	10,183,042.49
03B	Asbestos	1,336,351.62	32,816.50	28,974.64	1,340,193.48	10.78	1,340,204.26
03C	Emergency Medical Services and Trauma Care System Trust	8,163,756.56	1,959,006.23	2,216,809.32	7,905,953.47	97,883.25	8,003,836.72
03F	911 Account	17,731,469.98	2,381,541.77	2,205,667.35	17,907,344.40	1,983.02	17,909,327.42
03N	Business License	12,233,728.10	(3,710,517.66)	4,039,371.64	4,483,838.80	74,719.49	4,558,558.29
03P	Fire Service Trust	759,411.33	10.00	1,509.44	757,911.89	5.00	757,916.89
03R	Safe Drinking Water	6,715,448.16	20,142.49	176,899.32	6,558,691.33	1,155.91	6,559,847.24
041	Resource Management Cost	39,489,795.69	19,930,397.90	21,783,912.14	37,636,281.45	141,112.86	37,777,394.31
042	Charitable, Educational, Penal, and Reformatory Institutions	13,758,198.17	46,984.52	(542,667.43)	14,347,850.12	.....	14,347,850.12
044	Waste Reduction, Recycling, and Litter Control	14,734,455.72	1,049,100.63	881,745.52	14,901,810.83	21,342.98	14,923,153.81
045	State Vehicle Parking	511,555.30	(158,730.11)	106,107.53	246,717.66	22,617.52	269,335.18
048	Marine Fuel Tax Refund	257,294.78	.....	.....	257,294.78	.....	257,294.78
04E	Uniform Commercial Code	3,406,762.80	91,828.15	495,098.50	3,003,492.45	7,410.62	3,010,903.07
04H	Surface Mining Reclamation	1,749,407.37	(87,800.92)	(99,979.16)	1,761,585.61	.....	1,761,585.61
04M	Recreational Fisheries Enhancement	1,244,520.13	304,932.21	99,697.78	1,449,754.56	.....	1,449,754.56
04R	Drinking Water Assistance	175,274,551.51	2,161,620.12	5,148,291.18	172,287,880.45	2,765.98	172,290,646.43
04V	Vehicle License Fraud	539,493.04	5,346.25	.....	544,839.29	.....	544,839.29
04W	Waterworks Operator Certification	973,962.36	15,193.00	213,997.94	775,157.42	353.50	775,510.92
058	Public Works Assistance	233,472,685.57	11,311,320.52	1,012,829.26	243,771,176.83	1,248,094.56	245,019,271.39
05H	Disaster Response	(88,950,256.86)	103,352,949.18	31,497,274.49	(17,094,582.17)	1,116,948.05	(15,977,634.12)
05R	Drinking Water Assistance Administrative	3,832,862.11	12,416.74	38,836.48	3,806,442.37	84.50	3,806,526.87
05W	State Drought Preparedness	12,693,455.04	7,000.00	76,426.06	12,624,028.98	.....	12,624,028.98
06A	Salmon Recovery	97,086,464.33	.....	418,298.91	96,668,165.42	.....	96,668,165.42
06G	Real Estate Appraiser Commission	147,738.87	54,923.07	100,781.17	101,880.77	240.00	102,120.77
06K	Lead Paint	214,250.28	5,858.23	4,122.77	215,985.74	125.00	216,110.74
06L	Business and Professions	13,505,751.88	1,245,682.05	3,892,372.54	10,859,061.39	13,718.70	10,872,780.09

# RECEIPTS & DISBURSEMENTS FOR TREASURY FUNDS

		July 1, 2024	July 2024		July 31, 2024		
		Beginning Book Balance	Plus Receipts	Less Disbursements	Ending Book Balance	Outstanding Warrants	Ending Cash Balance
<b>SPECIAL REVENUE FUNDS (Continued)</b>							
06R	Real Estate Research	\$ 914,289.30	\$ 20,610.00	\$ 2,237.00	\$ 932,662.30	\$ 360.00	\$ 933,022.30
06T	License Plate Technology	2,452,123.66	184,301.10	213,903.96	2,422,520.80	27.18	2,422,547.98
071	Warm Water Game Fish	1,792,627.15	246,735.00	204,212.68	1,835,149.47	1,170.54	1,836,320.01
07W	Domestic Violence Prevention	2,490,034.32	68,751.40	96,736.69	2,462,049.03	.....	2,462,049.03
080	Grade Crossing Protective	190,200.19	611.58	17,286.43	173,525.34	.....	173,525.34
081	State Patrol Highway	46,731,250.65	23,503,953.91	31,303,845.37	38,931,359.19	336,590.07	39,267,949.26
082	Motorcycle Safety Education	4,563,326.78	188,871.55	664,657.69	4,087,540.64	.....	4,087,540.64
084	Building Code Council	1,226,711.21	120,343.62	91,171.32	1,255,883.51	9,736.50	1,265,620.01
086	Fire Service Training	1,335,815.78	83,500.19	506,633.52	912,682.45	53,131.68	965,814.13
087	Park Land Trust Revolving	3,692,172.92	205,952.83	(17,312.20)	3,915,437.95	6,379.76	3,921,817.71
08A	Education Legacy Trust	1,039,404,833.10	(254,057,901.77)	38,414,450.82	746,932,480.51	3,589,281.36	750,521,761.87
08H	Military Department Rental and Lease	4,999,085.37	61,812.55	4,955.33	5,055,942.59	.....	5,055,942.59
08K	Problem Gambling	1,763,835.15	(8,803.86)	(4,018.14)	1,759,049.43	20,000.00	1,779,049.43
08M	Small City Pavement and Sidewalk	3,983,174.45	1,087,365.21	.....	5,070,539.66	.....	5,070,539.66
08R	Waste Tire Removal	4,346,708.30	252,583.91	(124,738.15)	4,724,030.36	.....	4,724,030.36
094	Transportation Infrastructure	12,169,504.92	2,634,330.11	434,449.42	14,369,385.61	.....	14,369,385.61
095	Electrical License	20,285,404.47	6,033,475.37	2,927,939.81	23,390,940.03	24,803.64	23,415,743.67
096	Highway Infrastructure	2,643,367.06	8,502.19	.....	2,651,869.25	.....	2,651,869.25
097	Recreational Vehicle	5,043,255.01	109,972.76	223,120.88	4,930,106.89	12.00	4,930,118.89
099	Puget Sound Capital Construction	80,228,163.85	3,870,401.80	14,773,547.48	69,325,018.17	8,182.21	69,333,200.38
09E	Freight Mobility Investment	16,474,054.25	3,050,045.86	3,459,696.94	16,064,403.17	403.45	16,064,806.62
09H	Transportation Partnership	(57,196,563.45)	(5,609,788.66)	1,956,290.96	(64,762,643.07)	203,594.00	(64,559,049.07)
09P	City-County Assistance	1,858,164.77	221,786.24	.....	2,079,951.01	.....	2,079,951.01
09T	Washington Main Street Trust Fund	56,638.16	3,000.00	.....	59,638.16	.....	59,638.16
102	Rural Arterial Trust	22,607,700.94	1,544,287.27	3,804,465.44	20,347,522.77	11.63	20,347,534.40
104	Limited Fish And Wildlife	11,553,617.79	2,523,299.25	2,136,016.82	11,940,900.22	42,869.44	11,983,769.66
106	Highway Safety	4,131,832.37	15,553,245.84	2,773,295.18	16,911,783.03	196,095.81	17,107,878.84
107	Liquor Excise Tax	12,035,053.85	857,143.70	7,932,229.48	4,959,968.07	391.96	4,960,360.03
108	Motor Vehicle	345,960,078.57	235,855,211.10	228,134,606.39	353,680,683.28	5,898,431.67	359,579,114.95
109	Puget Sound Ferry Operations	14,433,457.33	28,932,602.67	40,730,369.18	2,635,690.82	1,136,450.64	3,772,141.46
10A	Aquatic Algae Control	748,742.11	64,650.00	41,444.99	771,947.12	6.00	771,953.12
10B	Home Security Fund	125,593,041.86	10,375,200.01	14,615,738.58	121,352,503.29	91,721.68	121,444,224.97
10G	Water Rights Tracking System	412,445.08	1,773.65	.....	414,218.73	.....	414,218.73
110	Special Wildlife	10,126,270.05	858,448.37	1,047,444.17	9,937,274.25	21,354.13	9,958,628.38

# RECEIPTS & DISBURSEMENTS FOR TREASURY FUNDS

		July 1, 2024	July 2024		July 31, 2024		
		Beginning Book Balance	Plus Receipts	Less Disbursements	Ending Book Balance	Outstanding Warrants	Ending Cash Balance
<b>SPECIAL REVENUE FUNDS (Continued)</b>							
111	Public Service Revolving	\$ 42,027,056.84	\$ 134,706.80	\$ 2,785,540.90	\$ 39,376,222.74	\$ 105,006.05	\$ 39,481,228.79
113	Common School Construction	389,748,533.70	(3,881,750.86)	1,609,650.69	384,257,132.15	592,756.92	384,849,889.07
116	Basic Data	250,938.01	.....	.....	250,938.01	.....	250,938.01
119	Unemployment Compensation Administration	(207,015.04)	18,199,797.15	18,424,166.88	(431,384.77)	3,401,195.68	2,969,810.91
11B	Regional Mobility Grant Program	85,290,647.74	255,128.95	3,339,607.21	82,206,169.48	421,206.35	82,627,375.83
11E	Freight Mobility Multimodal	21,309,044.63	65,459.86	146,202.41	21,228,302.08	.....	21,228,302.08
11H	Forest and Fish Support	6,188,192.58	138,856.97	629,610.09	5,697,439.46	14,537.62	5,711,977.08
11K	Washington Auto Theft Prevention Authority	4,173,189.73	7,206,748.12	684,349.17	10,695,588.68	.....	10,695,588.68
120	Administrative Contingency	47,607,469.57	17,863.33	3,087,260.51	44,538,072.39	.....	44,538,072.39
12C	Affordable Housing For All	43,082,062.81	20,116,762.75	8,002,904.46	55,195,921.10	81,303.04	55,277,224.14
12M	Charitable Organization Education	1,248,738.46	26,750.00	123,785.00	1,151,703.46	.....	1,151,703.46
12T	Traumatic Brain Injury	1,298,976.66	170,388.53	129,017.18	1,340,348.01	18,517.75	1,358,865.76
134	Employment Services Administrative	62,247,854.34	510,021.11	8,556,413.04	54,201,462.41	52,163.37	54,253,625.78
138	Insurance Commissioner's Regulatory	27,232,535.85	27,383,017.90	3,836,384.78	50,779,168.97	15,249.77	50,794,418.74
144	Transportation Improvement	88,166,142.74	10,080,291.12	7,393,466.29	90,852,967.57	548.41	90,853,515.98
146	Firearms Range	1,663,175.28	20,479.17	12,156.12	1,671,498.33	7,550.00	1,679,048.33
14A	Wildlife Rehabilitation	365,661.19	16,561.25	46,476.45	335,745.99	50.82	335,796.81
14G	Ballast Water and Biofouling Management	30,124.77	.....	142.34	29,982.43	84.70	30,067.13
14M	Financial Fraud & ID Theft	2,895,499.16	117,790.09	81,059.97	2,932,229.28	.....	2,932,229.28
14R	Military Active State Service	414,943.03	.....	37,886.52	377,056.51	.....	377,056.51
14V	Ignition Interlock Device	3,309,625.48	204,511.86	860,279.29	2,653,858.05	2,884.32	2,656,742.37
150	Low-Income Weatherization/ Structural Rehabilitation Assistance	1,553,613.20	4,997.08	.....	1,558,610.28	.....	1,558,610.28
153	Rural Mobility Grant Program	11,951,145.30	28,613.99	2,984,380.87	8,995,378.42	53,457.69	9,048,836.11
154	New Motor Vehicle Arbitration	1,438,942.76	60,507.00	54,924.41	1,444,525.35	.....	1,444,525.35
158	Aquatic Land Dredged Material Disposal Site	331,681.53	15,865.26	18,775.00	328,771.79	.....	328,771.79
159	Parks Improvement	324,246.98	184,402.06	119,738.01	388,911.03	21,548.80	410,459.83
15H	Cleanup Settlement	49,118,832.21	158,162.18	1,093,870.12	48,183,124.27	.....	48,183,124.27
15M	Biotoxin	866,337.20	189,383.16	86,057.42	969,662.94	77.81	969,740.75
160	Wood Stove Education and Enforcement	613,816.44	(136.46)	8,228.92	605,451.06	.....	605,451.06
162	Farm Labor Contractor	181,283.54	505.00	14,000.00	167,788.54	.....	167,788.54
167	Natural Resources Conservation Areas Stewardship	395,416.11	15.26	3,427.44	392,003.93	.....	392,003.93
16A	Judicial Stabilization Trust	89,000,839.51	443,283.90	1,549,839.66	87,894,283.75	331,559.91	88,225,843.66
16J	SR 520 Corridor	129,039,497.89	(2,393,112.37)	(2,926,376.61)	129,572,762.13	22,216.28	129,594,978.41

# RECEIPTS & DISBURSEMENTS FOR TREASURY FUNDS

		July 1, 2024	July 2024		July 31, 2024		
		Beginning Book Balance	Plus Receipts	Less Disbursements	Ending Book Balance	Outstanding Warrants	Ending Cash Balance
<b>SPECIAL REVENUE FUNDS (Continued)</b>							
16M	Appraisal Management Company	\$ 1,223,256.68	\$ 22,602.80	\$ 90,423.07	\$ 1,155,436.41	\$ .....	\$ 1,155,436.41
16P	Marine Resources Stewardship Trust	16.59	8,842.07	.....	8,858.66	.....	8,858.66
16W	Hospital Safety Net Assessment	218,096,273.77	365,341,898.29	453,566,311.76	129,871,860.30	.....	129,871,860.30
172	Basic Health Plan Trust	242,619,902.00	(235,719,348.00)	.....	6,900,554.00	.....	6,900,554.00
176	Water Quality Permit	28,530,925.72	2,159,029.50	3,241,205.18	27,448,750.04	11,148.17	27,459,898.21
17B	Home Visiting Services	6,449,350.06	14,786,321.87	1,622,902.83	19,612,769.10	85,886.60	19,698,655.70
17N	Complete Streets Grant Program	10,531,606.00	.....	616.98	10,530,989.02	.....	10,530,989.02
17P	SR520 Civil Penalties	11,825,849.99	98,473.00	(330,137.90)	12,254,460.89	.....	12,254,460.89
17T	Health Benefit Exchange	26,470,952.31	4,503,550.23	13,866,704.71	17,107,797.83	.....	17,107,797.83
17W	Limousine Carriers	79,078.42	.....	706.00	78,372.42	.....	78,372.42
182	Underground Storage Tank	3,607,605.07	158,535.22	183,531.64	3,582,608.65	177.77	3,582,786.42
186	County Arterial Preservation	1,068,255.31	2,638,399.91	3,242,084.08	464,571.14	23.26	464,594.40
18J	Capital Vessel Replacement	28,010,170.12	2,684,403.71	436,062.73	30,258,511.10	502.33	30,259,013.43
18L	Hydraulic Project Approval	.....	.....	.....	.....	.....	.....
199	Biosolids Permit	1,422,984.96	32,067.83	156,997.19	1,298,055.60	.....	1,298,055.60
19A	Medicaid Fraud Penalty	27,265,300.01	2,234.02	352,744.73	26,914,789.30	44,034.95	26,958,824.25
19C	Forest Practice Application	317,466.90	(49,282.26)	(61,339.02)	329,523.66	.....	329,523.66
19T	DOL Technology Improvement and Data Management	1,043,320.95	47,156.64	53,367.24	1,037,110.35	141.85	1,037,252.20
19V	Andy Hill Cancer Research Endowment Fund	13,342,041.87	2,903,384.34	(267,154.68)	16,512,580.89	.....	16,512,580.89
200	Regional Fisheries Enhancement Salmonid Recovery	(327,716.26)	316,320.54	162,522.54	(173,918.26)	.....	(173,918.26)
201	Department of Licensing Services	3,359,694.69	387,327.28	792,877.92	2,954,144.05	54.33	2,954,198.38
202	Medical Test Site Licensure	178,228.50	(30,795.00)	117,741.90	29,691.60	278.50	29,970.10
204	Volunteer Fire Fighters' and Reserve Officers' Administrative	16,217,487.00	53,146.24	157,730.18	16,112,903.06	78,223.64	16,191,126.70
207	Hazardous Waste Assistance	4,668,279.08	987,697.00	397,645.14	5,258,330.94	3,261.45	5,261,592.39
20H	Connecting Washington	331,202,026.87	218,646,235.87	138,111,725.89	411,736,536.85	265,116.03	412,001,652.88
20J	Electric Vehicle	8,071,977.66	2,612,511.80	25,915.60	10,658,573.86	1,381.25	10,659,955.11
20M	Puget Sound Taxpayer Accountability	1,468,657.81	9,269.50	(1,720,407.82)	3,198,335.13	.....	3,198,335.13
20N	Transportation Future Funding Program	34,097,523.02	2,015,357.87	.....	36,112,880.89	.....	36,112,880.89
20R	Radioactive Mixed Waste	3,647,777.56	209.40	1,087,454.06	2,560,532.90	5,782.67	2,566,315.57
20T	PLIA Underground Storage Tank Revolving	30,554,933.57	120,487.12	161,220.66	30,514,200.03	15.92	30,514,215.95
215	Special Category C	26,825,361.16	20,141,178.68	16,445,900.88	30,520,638.96	2,147.72	30,522,786.68
216	Air Pollution Control	5,289,219.40	228,109.72	153,848.89	5,363,480.23	1,750.62	5,365,230.85
217	Oil Spill Prevention	9,916,914.72	47,855.14	228,804.11	9,735,965.75	463.50	9,736,429.25

# RECEIPTS & DISBURSEMENTS FOR TREASURY FUNDS

	July 1, 2024		July 2024		July 31, 2024		
	Beginning Book Balance	Plus Receipts	Less Disbursements	Ending Book Balance	Outstanding Warrants	Ending Cash Balance	
<b>SPECIAL REVENUE FUNDS (Continued)</b>							
218 Multimodal Transportation	\$ 316,626,351.78	\$ 20,812,050.79	\$ 15,702,596.56	\$ 321,735,806.01	\$ 854,587.55	\$ 322,590,393.56	
21E Concealed Pistol License Renewal	579,508.17	(40,345.75)	6,447.97	532,714.45	.....	532,714.45	
21H Wastewater Treatment Plant Operator Certification	433,586.39	3,920.00	22,432.86	415,073.53	136.50	415,210.03	
21M Distracted Driving Prevention	70,156.37	2,429.16	.....	72,585.53	.....	72,585.53	
21S Aquatic Invasive Species Management	286,622.92	136,580.00	2,689.50	420,513.42	253.81	420,767.23	
21V Construction Registration Inspection	5,442,244.49	1,301,441.48	1,277,101.55	5,466,584.42	13,223.97	5,479,808.39	
222 Freshwater Aquatic Weeds	1,370,692.71	108,078.02	43,470.52	1,435,300.21	12.00	1,435,312.21	
223 State Oil Spill Response	4,188,839.49	54,377.91	(59,515.80)	4,302,733.20	.....	4,302,733.20	
22J Abandoned Recreational Vehicle Disposal	2,310,644.33	209,519.95	508,632.79	2,011,531.49	57,412.00	2,068,943.49	
22M Energy Efficiency	4,888,416.31	.....	164,090.74	4,724,325.57	145,839.00	4,870,164.57	
22R Internet Consumer Access	.....	.....	.....	.....	.....	.....	
22U Secure Drug Take-Back Program	170,303.53	.....	(5,847.63)	176,151.16	45.62	176,196.78	
22W Public Disclosure Transparency	7,784,712.33	228,667.14	59,333.25	7,954,046.22	.....	7,954,046.22	
234 Public Works Administration	8,632,817.56	563,195.67	881,210.21	8,314,803.02	40,382.57	8,355,185.59	
235 Youth Tobacco & Vapor Product Prevention	1,449,940.46	149,399.78	89,863.49	1,509,476.75	4,844.50	1,514,321.25	
237 Recreation Access Pass	3,079,399.25	841,495.06	1,090.00	3,919,804.31	550.00	3,920,354.31	
23G Vulnerable Roadway User Education	27,882.93	245.46	.....	28,128.39	.....	28,128.39	
23N Model Toxics Control Capital	257,925,106.31	4,937,426.53	4,317,728.75	258,544,804.09	30,167.10	258,574,971.19	
23P Model Toxics Control Operating	74,436,969.07	(39,790,729.09)	5,325,386.67	29,320,853.31	446,233.40	29,767,086.71	
23R Model Toxics Control Stormwater	80,662,603.17	2,290,808.59	(1,003,292.12)	83,956,703.88	10.28	83,956,714.16	
23S Puget Sound Gateway Facility	18,341.28	59.00	.....	18,400.28	.....	18,400.28	
23T Congestion Relief Traffic Safety	168,424.82	3,537.46	.....	171,962.28	.....	171,962.28	
23V Voluntary Cleanup	970,559.48	66,205.79	32,846.58	1,003,918.69	29,105.00	1,033,023.69	
23W Paint Product Stewardship	80,418.40	.....	2,662.35	77,756.05	.....	77,756.05	
24B Foundational Public Health Services	21,141,311.60	417,495.32	2,880,828.23	18,677,978.69	107,974.55	18,785,953.24	
24J Workforce Education Investment	285,786,759.04	24,615,713.49	29,541,546.73	280,860,925.80	411,693.66	281,272,619.46	
24K Agency Financial Transaction	5,966,806.60	950,461.31	1,971,144.82	4,946,123.09	409,374.08	5,355,497.17	
24L Ambulance Transport	7,128,645.07	(1,242,160.47)	(2,097,208.88)	7,983,693.48	.....	7,983,693.48	
24N Fish, Wildlife, and Conservation	18,593,286.35	3,366,757.60	4,011,220.83	17,948,823.12	142,004.13	18,090,827.25	
24P Insurance Commissioner's Fraud	1,635,358.98	1,089,999.00	143,593.30	2,581,764.68	955.00	2,582,719.68	
24Q Cooper Jones Active Transportation Safety	1,609,254.95	.....	48,748.19	1,560,506.76	.....	1,560,506.76	
24V Telebehavioral Health Access	638,844.85	86,165.78	117,625.67	607,384.96	.....	607,384.96	
25M State Health Care Affordability	43,400,631.65	45,000,000.00	17,250,000.00	71,150,631.65	.....	71,150,631.65	



# RECEIPTS & DISBURSEMENTS FOR TREASURY FUNDS

		July 1, 2024	July 2024		July 31, 2024		
		Beginning Book Balance	Plus Receipts	Less Disbursements	Ending Book Balance	Outstanding Warrants	Ending Cash Balance
<b>SPECIAL REVENUE FUNDS (Continued)</b>							
25N	Statewide 988 Behavioral Health Crisis Response & Suicide Prevention Line	\$ 56,098,927.31	\$ 3,862,274.54	\$ 6,919,508.68	\$ 53,041,693.17	\$ 1,078.13	\$ 53,042,771.30
25Q	Clean Fuels Program	852,352.49	.....	124,525.90	727,826.59	56.00	727,882.59
25T	Refrigerant Emission Management	30,680.00	1,600,849.00	16,143.82	1,615,385.18	.....	1,615,385.18
25U	Department of Licensing Wage Lien	378.00	.....	.....	378.00	.....	378.00
25W	Driver Licensing Technology Support	2,086,612.64	166,687.92	58,236.75	2,195,063.81	.....	2,195,063.81
260	University of Washington Operating Fees	123.54	.....	.....	123.54	.....	123.54
262	Manufactured Home Installation Training	731,070.98	18,182.04	24,649.17	724,603.85	.....	724,603.85
263	Community and Economic Development Fee	6,304,613.34	39,681.60	82,642.85	6,261,652.09	2,115.24	6,263,767.33
267	Recreation Resources	24,068,422.52	3,208.31	1,758,533.32	22,313,097.51	51,417.93	22,364,515.44
268	Nonhighway and Off-Road Vehicle Activities (NOVA) Program	15,476,107.85	175,788.10	48,519.98	15,603,375.97	26.76	15,603,402.73
269	Parks Renewal and Stewardship	35,833,559.45	8,214,599.12	7,219,856.13	36,828,302.44	178,878.37	37,007,180.81
26A	Carbon Emissions Reduction	155,830,528.47	(73,360,782.91)	4,720,481.63	77,749,263.93	128,821.66	77,878,085.59
26B	Climate Investment	765,120,061.70	(676,793,565.36)	1,852,644.77	86,473,851.57	27,834.54	86,501,686.11
26C	Climate Commitment	436,480,929.13	649,019,210.92	82,510,064.94	1,002,990,075.11	22,878,036.59	1,025,868,111.70
26D	Natural Climate Solutions	85,624,261.46	215,911,633.11	5,197,163.06	296,338,731.51	561,654.95	296,900,386.46
26E	Air Quality and Health Disparities Improvement	21,939,144.14	.....	48,559.62	21,890,584.52	.....	21,890,584.52
26M	Climate Active Transportation	76,450,390.72	22,605,962.80	2,496,629.06	96,559,724.46	59,204.16	96,618,928.62
26N	Climate Transit Programs	28,444,044.81	51,122,652.02	81,780,633.94	(2,213,937.11)	478,210.23	(1,735,726.88)
26P	Move Ahead WA	997,801,877.60	20,481,016.87	80,973,912.07	937,308,982.40	1,296,828.18	938,605,810.58
26Q	Move Ahead WA Flexible	60,251,498.77	1,315,687.17	1,341,201.52	60,225,984.42	48,323.89	60,274,308.31
26W	Renewable Fuels Accelerator	.....	.....	.....	.....	.....	.....
271	Washington State University Operating Fees	.....	.....	.....	.....	.....	.....
275	Central Washington University Operating Fees	.....	.....	.....	.....	.....	.....
277	State Agency Parking	298,205.50	4,760.28	3,307.75	299,658.03	.....	299,658.03
27P	Price Ceiling Unit Emission Reduction Investment	.....	.....	.....	.....	.....	.....
27T	Derelict Structure Removal	.....	.....	.....	.....	.....	.....
27W	OPIOID Abatement Settlement	(4,250,373.97)	(8,602.09)	1,947,274.68	(6,206,250.74)	135,348.95	(6,070,901.79)
285	Growth Management Planning and Environmental Review	3,739,470.36	154,187.75	1,685,301.06	2,208,357.05	.....	2,208,357.05
28A	State Hazard Mitigation Revolving Loan	.....	.....	.....	.....	.....	.....
28F	Clean Fuels Transportation Investment	.....	.....	.....	.....	.....	.....
28G	Covenant Homeownership	7,757,067.17	5,975,804.22	10,116.59	13,722,754.80	.....	13,722,754.80
28J	Renewable Energy Local Benefit	.....	.....	.....	.....	.....	.....
28M	Land Bank	2,374,604.00	.....	.....	2,374,604.00	.....	2,374,604.00

# RECEIPTS & DISBURSEMENTS FOR TREASURY FUNDS

		July 1, 2024	July 2024		July 31, 2024		
		Beginning Book Balance	Plus Receipts	Less Disbursements	Ending Book Balance	Outstanding Warrants	Ending Cash Balance
<b>SPECIAL REVENUE FUNDS (Continued)</b>							
28R	Family Medicine Workforce Development	\$ .....	\$ .....	\$ .....	\$ .....	\$ .....	\$ .....
28S	Stadium World Cup Capital	10,000,000.00	.....	.....	10,000,000.00	.....	10,000,000.00
28U	Clean Fuels Credit	.....	.....	.....	.....	.....	.....
28V	Inflation Reduction Elective Pay	.....	.....	.....	.....	.....	.....
296	Columbia River Basin Water Supply Rev Recovery	7,842,265.50	24,895.11	11,383.81	7,855,776.80	.....	7,855,776.80
29A	Tribal OPIOID Prevention and Treatment	.....	.....	.....	.....	.....	.....
315	Dedicated Cannabis	18,145,874.79	33,452,777.87	4,637,309.51	46,961,343.15	185,829.92	47,147,173.07
319	Public Health Supplemental	2,553,836.66	11,607.17	63,721.48	2,501,722.35	6,511.86	2,508,234.21
404	State Treasurer's Service	87,060,839.64	3,312,490.59	1,041,526.52	89,331,803.71	19,703.90	89,351,507.61
408	Coastal Protection	2,642,364.17	24,099.07	20,073.60	2,646,389.64	.....	2,646,389.64
441	Local Government Archives	1,673,946.08	2,154,618.93	377,823.07	3,450,741.94	4,915.97	3,455,657.91
500	Perpetual Surveillance and Maintenance	51,722,188.04	170,107.02	.....	51,892,295.06	.....	51,892,295.06
507	Oyster Reserve Land	483,965.94	102,771.33	23,845.64	562,891.63	6,940.38	569,832.01
511	Tacoma Narrows Toll Bridge	31,976,267.39	(4,364,549.27)	(2,651,469.42)	30,263,187.54	30.00	30,263,217.54
513	Derelict Vessel Removal	4,012,702.22	1,372,279.88	158,267.05	5,226,715.05	11,442.83	5,238,157.88
532	Washington Housing Trust Fund	31,349,254.96	1,532,753.22	831,063.86	32,050,944.32	903.54	32,051,847.86
535	Alaskan Way Viaduct Replacement Project	102,253,793.07	447,811.29	(189,819.42)	102,891,423.78	23,135.16	102,914,558.94
549	Election	7,817,615.37	25,225.68	78,433.52	7,764,407.53	.....	7,764,407.53
550	Transportation 2003	3,764,727.06	(11,871,494.14)	13,036,918.03	(21,143,685.11)	1,007.32	(21,142,677.79)
562	Skilled Nursing Facility Safety Net Trust	5,425,488.60	11,052.81	(6,420,949.58)	11,857,490.99	621.00	11,858,111.99
564	Water Pollution Control Revolving Administration	4,836,078.00	178,979.25	296,082.08	4,718,975.17	.....	4,718,975.17
565	Yakima Integrated Plan Implementation Revenue Recovery	.....	.....	.....	.....	.....	.....
566	Community Forest Trust	308,001.16	990.68	(22,285.37)	331,277.21	.....	331,277.21
571	Multiuse Roadway Safety	1,632,179.70	33,766.87	.....	1,665,946.57	.....	1,665,946.57
595	I-405 and SR-167 Express Toll Lanes	293,663,371.24	872,833.99	46,720,205.83	247,815,999.40	18,779.53	247,834,778.93
600	Department of Retirement Systems Expense	27,588,090.72	5,767,100.57	5,553,806.44	27,801,384.85	593,328.67	28,394,713.52
689	Rural Washington Loan	1,255,466.57	4,038.12	.....	1,259,504.69	.....	1,259,504.69
727	Water Pollution Control Revolving	217,159,694.84	3,285,820.75	30,569,979.30	189,875,536.29	.....	189,875,536.29
733	Capitol Campus Reserve	.....	.....	.....	.....	.....	.....
777	Prostitution Prevention and Intervention	99,524.05	321.71	540.61	99,305.15	.....	99,305.15
785	State Educational Trust Fund	3,165,499.07	336,186.58	447,604.00	3,054,081.65	.....	3,054,081.65
818	Youth Athletic Facility	41,859,856.84	134,829.54	1,475,912.41	40,518,773.97	.....	40,518,773.97
825	Tobacco Settlement	97,439.17	146.51	.....	97,585.68	.....	97,585.68

# RECEIPTS & DISBURSEMENTS FOR TREASURY FUNDS

	July 1, 2024		July 2024		July 31, 2024		
	Beginning Book Balance		Plus Receipts	Less Disbursements	Ending Book Balance	Outstanding Warrants	Ending Cash Balance
<b>SPECIAL REVENUE FUNDS (Continued)</b>							
844 Money-Purchase Retirement Savings Administrative	\$ .....		\$ .....		\$ .....		\$ .....
851 Developmental Disabilities Community Services	25,566,157.94		1,082,796.12	585,054.15	26,063,899.91	30,750.00	26,094,649.91
874 OASI Revolving	291,362.19		276.47	12,919.75	278,718.91	1,885.87	280,604.78
887 Public Facilities Construction Loan Revolving	46,635,021.05		2,843,336.64	65,857.25	49,412,500.44	779.60	49,413,280.04
888 Deferred Compensation Administrative	3,667,977.30		2,031,004.88	1,163,102.92	4,535,879.26	14,644.40	4,550,523.66
893 Radiation Perpetual Maintenance	381,630.67		1,227.48	.....	382,858.15	.....	382,858.15
<b>TOTAL SPECIAL REVENUE FUNDS</b>	<b>\$ 9,635,202,387.64</b>		<b>\$ 1,046,940,627.24</b>	<b>\$ 1,638,150,771.31</b>	<b>\$ 9,043,992,243.57</b>	<b>\$ 49,916,657.19</b>	<b>\$ 9,093,908,900.76</b>
<b>DEBT SERVICE FUNDS</b>							
303 Highway Bond Retirement	\$ 295,768,457.69		\$ 71,641,215.35	\$ 225,960,050.00	\$ 141,449,623.04		\$ 141,449,623.04
304 Ferry Bond Retirement	1,651,586.75		4,907.76	1,640,000.00	16,494.51		16,494.51
305 Transportation Improvement Board Bond Retirement	8,271,387.71		405,463.00	1,174,000.00	7,502,850.71		7,502,850.71
347 Washington State University Bond Retirement	72,581,041.09		228,458.10	(1,641,466.57)	74,450,965.76		74,450,965.76
348 University of Washington Bond Retirement	24,703,359.23		81,385.84	1,000,049.49	23,784,695.58		23,784,695.58
380 Debt-Limit General Fund Bond Retirement	2,900,000.00		308,060,828.58	310,924,917.04	35,911.54		35,911.54
381 Debt-Limit Reimbursable Bond Retirement	.....		.....	.....	.....		.....
382 Nondebt-Limit General Fund Bond Retirement	.....		.....	.....	.....		.....
383 Nondebt-Limit Reimbursable Bond Retirement	.....		15,948,075.00	15,948,075.00	.....		.....
384 Nondebt-Limit Proprietary Appropriated Bond Retirement	.....		.....	.....	.....		.....
385 Nondebt-Limit Proprietary Nonappropriated Bond Retirement	.....		.....	.....	.....		.....
386 Nondebt-Limit Revenue Bond Retirement	.....		.....	.....	.....		.....
389 Toll Facility Bond Retirement	5,951,646.18		3,475,146.55	.....	9,426,792.73		9,426,792.73
<b>TOTAL DEBT SERVICE FUNDS</b>	<b>\$ 411,827,478.65</b>		<b>\$ 399,845,480.18</b>	<b>\$ 555,005,624.96</b>	<b>\$ 256,667,333.87</b>	<b>\$ .....</b>	<b>\$ 256,667,333.87</b>
<b>CAPITAL PROJECTS FUNDS</b>							
036 Capitol Building Construction	\$ 14,024,317.38		\$ (3,250,155.11)	\$ (692,723.17)	\$ 11,466,885.44	\$ 13,777.06	\$ 11,480,662.50
057 State Building Construction	145,727,445.21		912,142,692.60	172,303,978.81	885,566,159.00	5,450,131.69	891,016,290.69
060 Community and Technical College Capital Projects	20,080,302.04		2,773,832.88	4,953,143.99	17,900,990.93	.....	17,900,990.93
061 Eastern Washington University Capital Projects	6,587,916.32		19,047.36	151,336.22	6,455,627.46	.....	6,455,627.46
062 Washington State University Building	23,573,180.59		21,705.35	.....	23,594,885.94	.....	23,594,885.94
063 Central Washington University Capital Projects	2,853,231.90		8,355.11	(15,965.20)	2,877,552.21	.....	2,877,552.21

# RECEIPTS & DISBURSEMENTS FOR TREASURY FUNDS

		July 1, 2024	July 2024			July 31, 2024		
		Beginning Book Balance	Plus Receipts	Less Disbursements	Ending Book Balance	Outstanding Warrants	Ending Cash Balance	
<b>CAPITAL PROJECTS FUNDS (Continued)</b>								
064	University of Washington Building	\$ 32,122,173.21	\$ 104,279.82	\$ 2,700,123.90	\$ 29,526,329.13	\$ .....	\$ 29,526,329.13	
065	Western Washington University Capital Projects	9,820,674.64	32,630.07	520,598.50	9,332,706.21	.....	9,332,706.21	
066	The Evergreen State College Capital Projects	4,116,489.28	13,424.08	411,488.03	3,718,425.33	.....	3,718,425.33	
075	State Social and Health Services Construction	9,396.39	.....	.....	9,396.39	.....	9,396.39	
18B	Columbia River Basin Tax Bond Water Supply Development	1,331,530.17	4,282.77	.....	1,335,812.94	.....	1,335,812.94	
245	Public Safety Reimbursable Bond	4.12	.....	.....	4.12	.....	4.12	
246	Community and Technical College Forest Reserve	5,250,901.76	45.79	(9,709.43)	5,260,656.98	.....	5,260,656.98	
289	Thurston County Capital Facilities	7,051,827.17	334,937.68	212,457.09	7,174,307.76	.....	7,174,307.76	
357	Gardner-Evans Higher Education Construction	45,698.05	.....	.....	45,698.05	.....	45,698.05	
364	Military Department Capital	3,921,167.57	.....	.....	3,921,167.57	.....	3,921,167.57	
367	Chehalis Basin Taxable	.....	.....	.....	.....	.....	.....	
373	Coronavirus Capital Projects	(8,465,126.65)	135.03	2,889,422.37	(11,354,413.99)	113,566.71	(11,240,847.28)	
<b>TOTAL CAPITAL PROJECTS FUNDS</b>		<b>\$ 268,051,129.15</b>	<b>\$ 912,205,213.43</b>	<b>\$ 183,424,151.11</b>	<b>\$ 996,832,191.47</b>	<b>\$ 5,577,475.46</b>	<b>\$ 1,002,409,666.93</b>	
<b>PERMANENT FUNDS</b>								
04B	Natural Resources Real Property Replacement	\$ 37,018,284.12	\$ 436,011.45	\$ .....	\$ 37,454,295.57	\$ .....	\$ 37,454,295.57	
601	Agricultural Permanent	392,112.00	750,620.78	871,228.18	271,504.60	.....	271,504.60	
603	Millersylvania Park Trust	6,122.26	19.69	.....	6,141.95	.....	6,141.95	
604	Normal School Permanent	32,055.34	846,363.73	809,187.17	69,231.90	.....	69,231.90	
605	Permanent Common School	61,113.29	645,511.66	638,203.45	68,421.50	.....	68,421.50	
606	Scientific Permanent	61,919.80	839,917.82	650,753.67	251,083.95	.....	251,083.95	
607	State University Permanent	151,306.82	115,521.77	113,928.13	152,900.46	.....	152,900.46	
<b>TOTAL PERMANENT FUNDS</b>		<b>\$ 37,722,913.63</b>	<b>\$ 3,633,966.90</b>	<b>\$ 3,083,300.60</b>	<b>\$ 38,273,579.93</b>	<b>\$ .....</b>	<b>\$ 38,273,579.93</b>	
<b>ENTERPRISE FUNDS</b>								
401	Correctional Industries	\$ 2,566,465.48	\$ 15,939,237.73	\$ 13,090,135.71	\$ 5,415,567.50	\$ 92,635.68	\$ 5,508,203.18	
407	Secretary of State's Revolving	16,544,507.36	1,308,458.07	1,032,068.32	16,820,897.11	12,530.65	16,833,427.76	
418	State Health Care Authority Administrative	1,722,957.74	1,983,102.98	1,516,570.02	2,189,490.70	40.20	2,189,530.90	
492	School Employees' Insurance Administrative	1,889,586.66	760,693.92	1,063,010.56	1,587,270.02	40.20	1,587,310.22	
578	Lottery Administrative	1,487,001.72	1,511,916.63	1,840,474.59	1,158,443.76	4,465.08	1,162,908.84	
608	Accident	8,638,175.49	250,529,659.70	203,961,929.53	55,205,905.66	9,537,978.66	64,743,884.32	
609	Medical Aid	9,481,256.97	183,648,198.75	163,821,629.30	29,307,826.42	5,586,282.74	34,894,109.16	

# RECEIPTS & DISBURSEMENTS FOR TREASURY FUNDS

		July 1, 2024	July 2024		July 31, 2024		
		Beginning Book Balance	Plus Receipts	Less Disbursements	Ending Book Balance	Outstanding Warrants	Ending Cash Balance
<b>ENTERPRISE FUNDS (Continued)</b>							
610	Accident Reserve	\$ 10,103,807.72	\$ 64,398,203.01	\$ 74,628,415.65	\$ (126,404.92)	\$ 1,126,368.83	\$ 999,963.91
881	Supplemental Pension	10,033,408.71	181,983,619.56	163,866,731.98	28,150,296.29	2,842,157.52	30,992,453.81
883	Second Injury	100,235,417.83	(416,695.73)	108,663.40	99,710,058.70	29,976.25	99,740,034.95
<b>TOTAL ENTERPRISE FUNDS</b>		<b>\$ 162,702,585.68</b>	<b>\$ 701,646,394.62</b>	<b>\$ 624,929,629.06</b>	<b>\$ 239,419,351.24</b>	<b>\$ 19,232,475.81</b>	<b>\$ 258,651,827.05</b>
<b>INTERNAL SERVICE FUNDS</b>							
006	Public Records Efficiency, Preservation & Access	\$ 1,853,500.07	\$ 70,209.77	\$ 431,195.12	\$ 1,492,514.72	\$ 746.23	\$ 1,493,260.95
405	Legal Services Revolving	33,004,388.83	18,574,572.45	20,642,794.71	30,936,166.57	585,730.89	31,521,897.46
410	Transportation Equipment	51,262,155.75	1,822,777.58	(633,548.89)	53,718,482.22	69,831.95	53,788,314.17
415	Personnel Service	18,547,614.58	1,567,351.13	1,439,146.63	18,675,819.08	13,733.21	18,689,552.29
455	Higher Education Personnel Service	788,339.67	110,438.62	138,417.64	760,360.65	390.80	760,751.45
462	Government Central Service	3,455,923.35	817,743.54	2,038,377.72	2,235,289.17	11,186.53	2,246,475.70
468	OFM Central Service	(2,028,194.64)	1,365,521.79	1,114,971.18	(1,777,644.03)	.....	(1,777,644.03)
483	Auditing Services Revolving	702,624.72	1,171,005.70	727,877.98	1,145,752.44	2,331.51	1,148,083.95
484	Administrative Hearings Revolving	13,669,878.66	2,265,593.37	2,730,042.45	13,205,429.58	23,262.82	13,228,692.40
<b>TOTAL INTERNAL SERVICE FUNDS</b>		<b>\$ 121,256,230.99</b>	<b>\$ 27,765,213.95</b>	<b>\$ 28,629,274.54</b>	<b>\$ 120,392,170.40</b>	<b>\$ 707,213.94</b>	<b>\$ 121,099,384.34</b>
<b>PENSION TRUST FUNDS</b>							
614	Volunteer Firefighters' Relief and Pension Principal Fund	\$ 432,619.29	\$ 1,221,873.11	\$ 1,242,531.65	\$ 411,960.75	\$ 39,256.33	\$ 451,217.08
615	State Patrol - Plan 1	1,044,067.79	8,437,098.76	8,562,816.14	918,350.41	66,525.36	984,875.77
616	Judges' Retirement	1,582,239.53	80,134.04	17,672.82	1,644,700.75	724.31	1,645,425.06
624	Reserve Officer's Relief/Pension Principal Fund	7,514.00	10,057.21	10,566.55	7,004.66	.....	7,004.66
630	State Patrol - Plan 2	696,753.08	2,810,325.40	2,775,911.58	731,166.90	.....	731,166.90
631	Public Employees' Retirement System Plan 1	8,920,226.80	148,619,161.10	148,698,892.13	8,840,495.77	895,946.62	9,736,442.39
632	Teachers' Retirement System Plan 1	6,511,739.02	85,777,576.86	85,969,367.43	6,319,948.45	2,530,977.93	8,850,926.38
633	School Employees' Retirement System Combined Plan 2 & 3	7,956,842.36	82,100,094.79	82,942,089.45	7,114,847.70	476,728.67	7,591,576.37
635	Public Safety Employees Retirement System Plan 2	368,350.93	15,029,902.21	14,991,956.90	406,296.24	158,487.10	564,783.34
641	Public Employees' Retirement System Combined Plan 2 & 3	21,212,986.50	403,040,472.92	403,734,896.54	20,518,562.88	2,119,890.10	22,638,452.98
642	Teachers' Retirement System Combined Plan 2 and 3	24,099,210.71	251,212,174.04	249,943,621.00	25,367,763.75	509,176.10	25,876,939.85
661	Higher Ed Retirement Plan Supplemental Benefit-UW	77.43	732,040.26	731,882.95	234.74	.....	234.74

# RECEIPTS & DISBURSEMENTS FOR TREASURY FUNDS

		July 1, 2024	July 2024		July 31, 2024		
		Beginning Book Balance	Plus Receipts	Less Disbursements	Ending Book Balance	Outstanding Warrants	Ending Cash Balance
<b>PENSION TRUST FUNDS (Continued)</b>							
662	Higher Ed Retirement Plan Supplemental Benefit -WSU	\$ .....	\$ 76,139.90	\$ 76,139.90	\$ .....	\$ .....	\$ .....
663	Higher Ed Retirement Plan Supplemental Benefit-EWU	7,626.19	13,059.62	13,922.66	6,763.15	.....	6,763.15
664	Higher Ed Retirement Plan Supplemental Benefit-CWU	.....	10,392.56	10,392.56	.....	.....	.....
665	Higher Ed Retirement Plan Supplemental Benefit-TESC	.....	3,838.71	3,838.71	.....	.....	.....
667	Higher Ed Retirement Plan Supplemental Benefit-WWU	12,032.54	11,263.48	23,296.02	.....	.....	.....
668	Higher Ed Retirement Plan Supplemental Benefit -SBCTC	.....	64,491.00	64,491.00	.....	.....	.....
722	Deferred Compensation Principal	6,715,723.75	89,994,820.79	89,188,702.64	7,521,841.90	7,257.65	7,529,099.55
729	Judicial Retirement Principal	11,860.43	2,639.87	2,594.16	11,906.14	.....	11,906.14
819	LEOFF Plan 1 Retirement	3,298,994.94	34,716,642.66	34,944,773.33	3,070,864.27	368,924.49	3,439,788.76
829	LEOFF Plan 2 Retirement	7,772,163.13	102,863,014.60	102,613,127.91	8,022,049.82	300,503.14	8,322,552.96
882	Washington Judicial Retirement System	9,325,608.12	1,531,248.35	533,443.71	10,323,412.76	.....	10,323,412.76
<b>TOTAL PENSION TRUST FUNDS</b>		<b>\$ 99,976,636.54</b>	<b>\$ 1,228,358,462.24</b>	<b>\$ 1,227,096,927.74</b>	<b>\$ 101,238,171.04</b>	<b>\$ 7,474,397.80</b>	<b>\$ 108,712,568.84</b>
<b>CUSTODIAL FUNDS</b>							
01P	Suspense	\$ 80,854,768.84	\$ 2,980,127,386.60	\$ 2,959,167,650.12	\$ 101,814,505.32	\$ 339,324.76	\$ 102,153,830.08
01R	Undistributed Receipts	32,548.80	1,280.44	.....	33,829.24	.....	33,829.24
01T	Local Leasehold Excise Tax	167,610.52	.....	(2,436,598.84)	2,604,209.36	.....	2,604,209.36
034	Local Sales and Use Tax	.....	.....	.....	.....	.....	.....
035	State Payroll Revolving	49,972,795.06	767,156,473.61	801,240,327.76	15,888,940.91	1,747,935.50	17,636,876.41
768	Local Real Estate Excise Tax	.....	.....	.....	.....	.....	.....
795	State Investment Board Commingled Monthly Bond	.....	.....	.....	.....	.....	.....
865	State Investment Board Commingled Trust	.....	7,135.10	7,135.10	.....	.....	.....
877	OASI Contribution	.....	.....	.....	.....	.....	.....
<b>TOTAL CUSTODIAL FUNDS</b>		<b>\$ 131,027,723.22</b>	<b>\$ 3,747,292,275.75</b>	<b>\$ 3,757,978,514.14</b>	<b>\$ 120,341,484.83</b>	<b>\$ 2,087,260.26</b>	<b>\$ 122,428,745.09</b>
<b>TOTAL TREASURY FUNDS</b>		<b>\$ 17,987,615,543.11</b>	<b>\$ 12,261,348,635.57</b>	<b>\$ 13,214,416,576.40</b>	<b>\$ 17,034,547,602.28</b>	<b>\$ 170,639,416.63</b>	<b>\$ 17,205,187,018.91</b>

NOTE: Funds with zero balances that are scheduled to become inactive may no longer appear on this report.



# RECEIPTS & DISBURSEMENTS FOR TREASURER'S TRUST FUNDS

		July 1, 2024	July 2024		July 31, 2024		
		Beginning Book Balance	Plus Receipts	Less Disbursements	Ending Book Balance	Outstanding Warrants	Ending Cash Balance
<b>GENERAL FUND</b>							
06N	Local Tax Administration	\$ .....	\$ .....	\$ .....	\$ .....	\$ .....	\$ .....
07F	Commercial Fisheries Buyback	.....	.....	.....	.....	.....	.....
08B	Foster Care Endowed Scholarship Trust	17,437.27	56.09	.....	17,493.36	.....	17,493.36
08E	Individual Development Account Program	2,181.81	7.01	.....	2,188.82	.....	2,188.82
08N	State Financial Aid	13,060,718.58	13,523,100.59	22,112,673.78	4,471,145.39	4,071.59	4,475,216.98
08T	Transportation Innovative Partnership	.....	.....	.....	.....	.....	.....
11M	Poet Laureate	115.55	.....	.....	115.55	.....	115.55
11R	Hospital Infection Control Grant	.....	.....	.....	.....	.....	.....
12L	Outdoor Education and Recreation Prog	2,632,304.47	2,250,000.00	.....	4,882,304.47	.....	4,882,304.47
12P	Geoduck Aquaculture Research	(25,226.60)	.....	(25,226.60)	.....	.....	.....
131	Fair	725,310.48	3,502,368.36	4,731.45	4,222,947.39	9,425.69	4,232,373.08
14N	Legislative Oral History	31,139.20	58,000.00	5,000.00	84,139.20	.....	84,139.20
14P	Skeletal Human Remains Assistance	140,695.17	500,000.00	3,847.00	636,848.17	26.65	636,874.82
15B	Food Animal Vet Scholarship	.....	.....	.....	.....	.....	.....
15N	Business Assistance	.....	.....	.....	.....	.....	.....
16F	Washington State Flag	.....	.....	.....	.....	.....	.....
16K	Mortgage Recovery	.....	.....	.....	.....	.....	.....
16R	Multiagency Permitting Team	104,105.15	334.84	.....	104,439.99	.....	104,439.99
17R	Aerospace Training Student Loan	192,409.89	3,343.61	12,310.55	183,442.95	.....	183,442.95
18C	Native Education Public-Private Partnership	.....	.....	.....	.....	.....	.....
18F	High School Completion	.....	.....	.....	.....	.....	.....
18G	Opportunity Scholarship Match Transfer	5,340,312.12	5,800,000.00	.....	11,140,312.12	.....	11,140,312.12
18K	24/7 Sobriety	29,713.83	(8,343.16)	.....	21,370.67	.....	21,370.67
18V	Science, Technology, Engineering and Math Education Lighthouse	.....	.....	.....	.....	.....	.....
19J	Universal Communications Services	256,443.35	.....	2,560.51	253,882.84	.....	253,882.84
20L	Early Start	130,497.79	.....	.....	130,497.79	.....	130,497.79
21J	Gina Grant Bull Memorial Legislative Page Scholarship	50,218.13	162.49	2,383,576.18	(2,333,195.56)	300.00	(2,332,895.56)
21L	Low-Income Home Rehabilitation	243,277.20	783.46	.....	244,060.66	.....	244,060.66
21T	Suicide-Safer Homes Project	25,000.01	.....	.....	25,000.01	.....	25,000.01
22A	State Agency Office Relocation Pool	4,294,186.20	.....	554,196.33	3,739,989.87	.....	3,739,989.87
22B	Highway Worker Memorial Scholarship	.....	.....	.....	.....	.....	.....
22S	Landlord Mitigation Program	1,911,320.62	3,959,814.32	1,278,275.54	4,592,859.40	335,299.89	4,928,159.29
22V	Medical Student Loan	1,499,479.24	252,000.00	.....	1,751,479.24	.....	1,751,479.24

# RECEIPTS & DISBURSEMENTS FOR TREASURER'S TRUST FUNDS

		July 1, 2024	July 2024		July 31, 2024		
		Beginning Book Balance	Plus Receipts	Less Disbursements	Ending Book Balance	Outstanding Warrants	Ending Cash Balance
<b>GENERAL FUND (Continued)</b>							
23B	Rural Jobs Program Match Transfer	\$ 199,895.86	\$ 200,000.00	\$ .....	\$ 399,895.86	\$ .....	\$ 399,895.86
23E	Washington History Day	120,475.15	954.52	5,418.71	116,010.96	.....	116,010.96
23F	Open Educational Resources	.....	.....	.....	.....	.....	.....
23L	Indian Health Improvement Reinvestment	878,321.54	728,580.60	44,048.84	1,562,853.30	.....	1,562,853.30
24A	Behavioral Health Loan Repayment & Scholarship Program	11,582,482.70	261,872.48	292,575.41	11,551,779.77	30,954.56	11,582,734.33
24F	Veterans Service Officer	.....	.....	.....	.....	.....	.....
24W	Undocumented Student Support Loan Match	.....	.....	.....	.....	.....	.....
25B	Unemployment Insurance Relief	30,284.75	.....	.....	30,284.75	.....	30,284.75
25E	Rosa Franklin Legislative Internship Program Scholarship	2,146.39	6.90	.....	2,153.29	.....	2,153.29
25J	Department of Transportation Purple Heart State	.....	.....	.....	.....	.....	.....
25K	Department of Veterans' Affairs Purple Heart State	803.97	.....	.....	803.97	.....	803.97
25L	Military Department Purple Heart State	.....	.....	.....	.....	.....	.....
26F	Billy Frank Jr. National Statuary Hall Collection	.....	.....	.....	.....	.....	.....
27E	Equitable Access to Credit Program	6,325,723.00	344,388.00	.....	6,670,111.00	.....	6,670,111.00
27H	Veterans & Military Members Suicide Prevention	15,616.00	1,692.00	.....	17,308.00	.....	17,308.00
27M	WA State Global War on Terror Memorial	12,650.00	.....	.....	12,650.00	.....	12,650.00
28B	Employee Ownership Revolving Loan Program	.....	.....	.....	.....	.....	.....
28N	Surgical Smoke Evacuation	.....	300,000.00	.....	300,000.00	.....	300,000.00
28Q	Port District Equity Fund	.....	1,000,000.00	.....	1,000,000.00	.....	1,000,000.00
290	Savings Incentive	1,937,120.36	43,973.03	.....	1,981,093.39	.....	1,981,093.39
447	Information Technology Investment Revolving	31,502,815.32	20,631,799.83	520,358.31	51,614,256.84	105.61	51,614,362.45
490	Regional Transportation Investment District	.....	.....	.....	.....	.....	.....
514	Agricultural Conservation Easements	.....	.....	.....	.....	.....	.....
534	Washington Graduate Fellowship Trust	489.80	.....	.....	489.80	.....	489.80
551	Washington Youth and Families	124,634.31	.....	.....	124,634.31	.....	124,634.31
552	Conservation Assistance Revolving	463,714.45	.....	.....	463,714.45	.....	463,714.45
653	Washington Distinguished Professorship Trust	.....	.....	.....	.....	.....	.....
703	COVID-19 Unemployment	.....	.....	.....	.....	.....	.....
704	COVID-19 Public Health Response	(2,521,598.67)	12,028,278.93	12,939,957.05	(3,433,276.79)	1,006,975.09	(2,426,301.70)
708	Salary/Insurance Contribution Increase Revolving	169,080.41	.....	.....	169,080.41	.....	169,080.41
743	College Faculty Awards Trust	186.14	.....	.....	186.14	.....	186.14
747	Health Professional Loan Repayment & Scholarship Program	33,667,436.76	1,732,813.04	336,980.42	35,063,269.38	67,599.90	35,130,869.28

# RECEIPTS & DISBURSEMENTS FOR TREASURER'S TRUST FUNDS

		July 1, 2024	July 2024			July 31, 2024		
		Beginning Book Balance	Plus Receipts	Less Disbursements	Ending Book Balance	Outstanding Warrants	Ending Cash Balance	
<b>GENERAL FUND (Continued)</b>								
748	WA Career and College Pathways Innov Challenge	\$ 10,393,944.48	\$ 6,034,447.74	\$ 58,892.71	\$ 16,369,499.51	\$ 326.48	\$ 16,369,825.99	
781	Cross-State Trail	473.10			473.10		473.10	
793	Health Insurance Pool							
835	Four Year Student Child Care in Higher Education	32,177.23	75,000.00	14,185.84	92,991.39		92,991.39	
<b>TOTAL GENERAL FUND</b>		<b>\$ 125,600,512.51</b>	<b>\$ 73,225,434.68</b>	<b>\$ 40,544,362.03</b>	<b>\$ 158,281,585.16</b>	<b>\$ 1,455,085.46</b>	<b>\$ 159,736,670.62</b>	
<b>SPECIAL REVENUE FUNDS</b>								
01F	Crime Victims' Compensation	\$ 4,605,864.87	\$ (19,857.51)		\$ 4,586,007.36		\$ 4,586,007.36	
03K	Industrial Insurance Premium Refund	8,292,506.05	155,626.04	35,084.61	8,413,047.48	3,400.00	8,416,447.48	
04F	Real Estate Education Program	645,494.65	3,493.80	4,922.11	644,066.34		644,066.34	
06H	Oral History, State Library, and Archives	70,633.67	27,898.38	21,223.41	77,308.64		77,308.64	
06J	Securities Prosecution	1,035,750.00	34,750.00	6,000.00	1,064,500.00		1,064,500.00	
07A	Mortgage Lending Fraud Prosecution	159,485.48	15,610.38	36,270.00	138,825.86		138,825.86	
07B	Organ and Tissue Donation Awareness	45,562.86	51,603.41	47,826.48	49,339.79	47,825.48	97,165.27	
07E	Contract Harvesting Revolving	8,919,408.98	40,194.79	(947,530.70)	9,907,134.47		9,907,134.47	
07J	"Helping Kids Speak"	3,026.34	2,109.35	1,988.00	3,147.69		3,147.69	
07K	Special License Plate Applicant Trust	12,206.00			12,206.00		12,206.00	
07L	Legislative International Trade	735.85			735.85		735.85	
07N	Produce Railcar Pool	53.87	0.17		54.04		54.04	
07T	Commemorative Works	3,688.38	11.87		3,700.25		3,700.25	
07V	Fish and Wildlife Enforcement Reward	149,450.00	4,688.29	4,623.32	149,514.97		149,514.97	
08C	Gonzaga University Alumni Association	6,662.70	4,704.00	4,774.00	6,592.70		6,592.70	
08F	Lighthouse Environmental Programs	12,212.66	7,576.38	7,375.69	12,413.35		12,413.35	
08G	Flexible Spending Administrative	2,411,046.36	88,245.96	11,170.58	2,488,121.74		2,488,121.74	
08J	Prescription Drug Consortium	62,722.07			62,722.07		62,722.07	
08L	"Ski & Ride Washington"	6,869.56	2,674.00	3,210.67	6,332.89	3,210.67	9,543.56	
08P	State Parks Education and Enhancement	380,842.08	14,863.34	6,583.68	389,121.74		389,121.74	
08V	Veterans Stewardship	1,082,205.91	4,607.87	62,612.62	1,024,201.16	519.61	1,024,720.77	
08W	"Washington's National Park Fund"	32,836.95	31,782.41	29,619.39	34,999.97		34,999.97	
098	Eastern Washington Pheasant Enhancement	89,950.79	3,889.89	35,700.00	58,140.68		58,140.68	
09A	We Love Our Pets	12,641.93	5,292.02	5,245.36	12,688.59		12,688.59	
09B	Boating Safety Education Certification	851,664.92	53,750.00	11,760.60	893,654.32	1,320.00	894,974.32	
09J	Washington Coastal Crab Pot Buoy Tag	207,092.85	250.00	1,537.50	205,805.35		205,805.35	

# RECEIPTS & DISBURSEMENTS FOR TREASURER'S TRUST FUNDS

		July 1, 2024	July 2024		July 31, 2024		
		Beginning Book Balance	Plus Receipts	Less Disbursements	Ending Book Balance	Outstanding Warrants	Ending Cash Balance
<b>SPECIAL REVENUE FUNDS (Continued)</b>							
09K	Life Sciences Discovery	\$ 750,760.02	\$ 2,500.07	\$ 87,500.00	\$ 665,760.09	\$ .....	\$ 665,760.09
09L	Nursing Resource Center	651,881.69	135,445.00	165.16	787,161.53	16.00	787,177.53
10F	"Share the Road"	16,638.04	5,789.01	5,987.33	16,439.72	.....	16,439.72
11A	Employment Training Finance	313,013.16	10,751.46	55,027.00	268,737.62	.....	268,737.62
11J	Electronic Products Recycling	1,195,371.78	.....	29,560.37	1,165,811.41	.....	1,165,811.41
11P	Large On-Site Sewage Systems	.....	.....	.....	.....	.....	.....
11V	Veteran Estate Management	(16,288.09)	29,734.87	36,855.71	(23,408.93)	143.43	(23,265.50)
126	Agricultural Local	39,301,425.77	2,325,967.11	2,700,997.12	38,926,395.76	167,920.00	39,094,315.76
128	Grain Inspection Revolving	(272,088.78)	2,047,005.34	1,285,049.76	489,866.80	3,698.76	493,565.56
12E	Assisted Living Facility Management	862,008.46	.....	(17,820.35)	879,828.81	.....	879,828.81
12F	Manufactured/Mobile Home Dispute Resol	2,247,768.68	58,384.50	180,551.65	2,125,601.53	.....	2,125,601.53
12G	Rockfish Research	342,562.72	42,329.88	22,299.29	362,593.31	.....	362,593.31
12H	Uniformed Service Shared Leave Pool	1,005,098.22	.....	14,799.64	990,298.58	.....	990,298.58
12N	Get Ready For Math & Science Schlarshp	342,679.80	2,063.14	.....	344,742.94	.....	344,742.94
133	Children's Trust	421,634.54	3,907.98	2,460.76	423,081.76	.....	423,081.76
14E	Washington State Library Operations	3,924,132.70	2,332,676.12	550,950.60	5,705,858.22	12,407.43	5,718,265.65
14W	Reduced Cigarette Ignition Propensity	955,789.76	7,050.22	5,287.93	957,552.05	.....	957,552.05
15T	Broadband Mapping	.....	.....	.....	.....	.....	.....
15V	Funeral and Cemetery	1,222,415.01	29,233.94	291,885.26	959,763.69	3,674.42	963,438.11
15W	Guaranteed Asset Protection Waiver	19,750.00	.....	.....	19,750.00	.....	19,750.00
163	Worker and Community Right to Know	3,615,319.70	198,072.34	244,310.07	3,569,081.97	17.49	3,569,099.46
169	Horse Racing Commission Operating	1,309,399.84	1,537,004.17	371,474.00	2,474,930.01	210.68	2,475,140.69
16B	Landscape Architects' License	476,573.30	23,759.81	71,556.42	428,776.69	.....	428,776.69
16E	Spec Forest Products Outreach/Education	77,676.74	(1,473.09)	.....	76,203.65	.....	76,203.65
16G	Universal Vaccine Purchase	7,034,707.46	8,928,022.81	5,950,092.37	10,012,637.90	1,653,551.40	11,666,189.30
16L	Accessible Communities	1,162,535.84	23,130.03	859.39	1,184,806.48	.....	1,184,806.48
16N	Disabled Veterans Assistance	1,025.00	.....	.....	1,025.00	.....	1,025.00
16T	Mercury-Containing Light Product Stewardship Programs	327,837.56	.....	204.66	327,632.90	.....	327,632.90
17L	Foreclosure Fairness	1,038,974.73	114,674.99	107,206.07	1,046,443.65	212.66	1,046,656.31
17M	Individual-Based/Portable Background Check Clearance	218,113.49	.....	60,761.33	157,352.16	.....	157,352.16
17V	Volunteer Firefighters	5,653.67	3,420.68	2,718.34	6,356.01	.....	6,356.01
180	Local Government Administrative Hearings	180,025.44	5,478.00	889.00	184,614.44	.....	184,614.44
189	Clarke-McNary	.....	.....	.....	.....	.....	.....

# RECEIPTS & DISBURSEMENTS FOR TREASURER'S TRUST FUNDS

		July 1, 2024	July 2024		July 31, 2024		
		Beginning Book Balance	Plus Receipts	Less Disbursements	Ending Book Balance	Outstanding Warrants	Ending Cash Balance
<b>SPECIAL REVENUE FUNDS (Continued)</b>							
18A	Investing In Innovation	\$ .....	\$ .....	\$ .....	\$ .....	\$ .....	\$ .....
18E	Educator Certification Processing	5,170,537.64	431,494.65	375,391.15	5,226,641.14	1,853.00	5,228,494.14
18M	Music Matters Awareness	6,939.34	6,554.34	5,334.02	8,159.66	.....	8,159.66
18N	Damage Prevention	165,797.51	15,600.00	27,529.37	153,868.14	700.00	154,568.14
18R	Seattle Sounders FC	5,531.89	3,235.64	3,260.15	5,507.38	.....	5,507.38
190	Forest Fire Protection Assessment	8,846,622.27	(645,807.35)	(483,691.99)	8,684,506.91	7,813.40	8,692,320.31
193	State Forest Nursery Revolving	2,385,449.22	(97,292.31)	145,110.92	2,143,045.99	48.00	2,143,093.99
195	Energy	0.21	.....	.....	0.21	.....	0.21
197	Statute Law Committee Publications	824,914.73	1,158.86	5,565.51	820,508.08	32.90	820,540.98
198	Access Road Revolving	3,709,956.02	(490,391.11)	(161,042.41)	3,380,607.32	83.19	3,380,690.51
19B	School for the Blind	1,958,146.58	733,408.81	235,893.20	2,455,662.19	5,086.73	2,460,748.92
19E	4-H Program	224.00	333.67	224.00	333.67	.....	333.67
19F	Seattle Seahawks	45,399.31	22,377.25	20,557.25	47,219.31	.....	47,219.31
19H	Center for Deaf/Hard of Hearing Youth	2,491,066.00	91,095.31	22,772.40	2,559,388.91	.....	2,559,388.91
19M	Seattle University	15,278.52	557.67	672.00	15,164.19	.....	15,164.19
19P	Child Rescue	130,154.38	1,826.62	.....	131,981.00	.....	131,981.00
19R	Residential Services and Support	89,111.30	.....	.....	89,111.30	.....	89,111.30
19W	Wolf-Livestock Conflict	205,389.96	.....	1,712.19	203,677.77	.....	203,677.77
205	Mobile Home Park Relocation	4,589,811.58	168,891.00	14,077.82	4,744,624.76	106.56	4,744,731.32
206	Cost of Supervision	.....	.....	.....	.....	.....	.....
209	Regional Fisheries Enhancement Group	1,447,708.84	89,586.67	182,775.32	1,354,520.19	193.53	1,354,713.72
20A	State Flower	3,584.01	3,192.00	3,157.01	3,619.00	.....	3,619.00
20D	CPA Scholarship Transfer	100,000.00	.....	.....	100,000.00	.....	100,000.00
20E	WA Internet Crimes Against Children	(795,794.26)	2,266,000.00	1,333.32	1,468,872.42	.....	1,468,872.42
20G	Washington Farmers and Ranchers	760.67	140.00	616.00	284.67	.....	284.67
20P	Nursing Facility Quality Enhancement	6,776,320.83	.....	.....	6,776,320.83	.....	6,776,320.83
20W	Washington Tennis	15,520.11	252.00	.....	15,772.11	.....	15,772.11
210	Fire Protection Contractor License	1,481,199.01	20,082.29	68,115.24	1,433,166.06	134.00	1,433,300.06
213	Veterans' Emblem	28,961.43	259.00	.....	29,220.43	.....	29,220.43
214	Temporary Worker Housing	263,148.49	2,444.00	21,602.66	243,989.83	.....	243,989.83
219	Air Operating Permit	4,131,020.76	.....	185,313.59	3,945,707.17	9.84	3,945,717.01
21A	Washington State Wrestling	557.67	1,033.67	527.34	1,064.00	.....	1,064.00
21F	Fred Hutch	641.67	504.00	669.67	476.00	669.67	1,145.67
21G	Washington State Aviation	124,176.24	4,834.69	.....	129,010.93	.....	129,010.93

# RECEIPTS & DISBURSEMENTS FOR TREASURER'S TRUST FUNDS

	July 1, 2024		July 2024		July 31, 2024						
	Beginning Book Balance		Plus Receipts	Less Disbursements	Ending Book Balance	Outstanding Warrants	Ending Cash Balance				
<b>SPECIAL REVENUE FUNDS (Continued)</b>											
21N NE WA Wolf-Livestock Management	\$ 408,401.74	\$	801,363.55	\$	89,975.80	\$	1,119,789.49	\$	7,585.50	\$	1,127,374.99
21Q Forest Health Revolving	24,019,522.40		(479,434.58)		(91,971.24)		23,632,059.06		70,003.60		23,702,062.66
21U Veteran's In-State Service Shared Leave Pool	303,553.06		.....		.....		303,553.06		.....		303,553.06
21W K-12 Criminal Background Check	985,046.83		166,881.25		125,621.40		1,026,306.68		150.00		1,026,456.68
225 Fingerprint Identification	7,397,864.53		1,062,889.00		868,504.80		7,592,248.73		3,494.27		7,595,743.00
22G Photovoltaic Module Recycling	14,238.87		.....		.....		14,238.87		.....		14,238.87
22H Foster Parent Shared Leave Pool	334,411.75		21,653.58		.....		356,065.33		.....		356,065.33
22K Watershed Restoration Enhancement	926,950.00		43,750.00		.....		970,700.00		.....		970,700.00
22L Public Use General Aviation Airport Loan Revolving	7,610,219.83		24,634.93		930,027.45		6,704,827.31		.....		6,704,827.31
22N Fish and Wildlife Federal Lands Revolving	.....		(4.95)		.....		(4.95)		.....		(4.95)
22P Natural Resources Federal Lands Revolving	11,701,092.77		(200,941.63)		163,641.40		11,336,509.74		177.00		11,336,686.74
22Q Seattle Mariners	3,242.08		.....		.....		3,242.08		.....		3,242.08
23A Student Loan Advocate	871,894.79		.....		9,157.06		862,737.73		.....		862,737.73
23C Department of Licensing Tuition Recovery	132,048.52		6,026.90		.....		138,075.42		.....		138,075.42
23D Student Achievement Council Tuition Recovery Trust	491,597.42		1,581.19		.....		493,178.61		.....		493,178.61
23K Smoke Detection Device Awareness	36,533.32		(36,533.32)		.....		.....		.....		.....
23M County Road Administration Board Emergency Loan	3,199,015.51		10,289.39		.....		3,209,304.90		.....		3,209,304.90
24C San Juan Islands Programs	4,393.67		4,704.02		4,643.34		4,454.35		.....		4,454.35
24D Seattle Storm	.....		.....		.....		.....		.....		.....
24E Washington State Library-Archives Building	20,070,525.29		257,857.53		39,416.23		20,288,966.59		.....		20,288,966.59
24G Hemp Regulatory	299,113.67		2,058.40		.....		301,172.07		.....		301,172.07
24R Energy Independence Act Special	.....		.....		.....		.....		.....		.....
24S Seattle NHL Hockey	3,223.50		3,671.50		3,433.50		3,461.50		3,433.50		6,895.00
24T State Firearms Background Check System	3,424,738.67		352,582.00		952,983.21		2,824,337.46		.....		2,824,337.46
259 Coastal Crab	125,219.59		.....		1,818.11		123,401.48		.....		123,401.48
25A Washington Apples	203.00		3,159.34		2,888.67		473.67		.....		473.67
25R Recycled Content	466,307.60		215,139.38		38,746.74		642,700.24		4.68		642,704.92
25S Recycling Enhancing	.....		.....		.....		.....		.....		.....
25V Washington State Attorney General Charitable Asset Protection	879,370.80		63,776.00		(36,859.01)		980,005.81		.....		980,005.81
26G Energy Facility Site Eval Council	(545,533.20)		164,643.55		376,066.85		(756,956.50)		31,055.71		(725,900.79)
26J WA State Leadership Board Spec Lic Plate	558,400.81		13,397.08		.....		571,797.89		.....		571,797.89
26S Patches Pal License Plate	1,089.67		1,451.34		1,173.67		1,367.34		1,173.67		2,541.01

# RECEIPTS & DISBURSEMENTS FOR TREASURER'S TRUST FUNDS

		July 1, 2024	July 2024		July 31, 2024		
		Beginning Book Balance	Plus Receipts	Less Disbursements	Ending Book Balance	Outstanding Warrants	Ending Cash Balance
<b>SPECIAL REVENUE FUNDS (Continued)</b>							
274	Adult Family Home	\$ 508,624.28	\$ 9,760.00	\$ 18,262.34	\$ 500,121.94	\$ 5,712.83	\$ 505,834.77
27D	Driver Resource Center	1,780,191.18	.....	457,512.29	1,322,678.89	.....	1,322,678.89
27N	Washington Wine License Plate	6,542.67	921.67	970.67	6,493.67	970.67	7,464.34
27R	Medication for People Living with HIV Rebate Revenue	61,214,797.93	2,492,413.09	3,788,212.39	59,918,998.63	70,393.46	59,989,392.09
27S	Child Sexual Abuse/Trafficking Prevention	.....	.....	.....	.....	.....	.....
27U	Fire Protection Compliance	.....	.....	.....	.....	.....	.....
27V	WA State Attorney General Humane Detention	.....	.....	.....	.....	.....	.....
281	Impaired Driving Safety	(195,977.18)	83,566.56	280,250.00	(392,660.62)	.....	(392,660.62)
283	Juvenile Accountability Incentive	331,527.64	1,066.33	.....	332,593.97	.....	332,593.97
28C	Responsible Battery Management	.....	.....	.....	.....	.....	.....
28D	Down Payment Assitance	.....	250,000.00	.....	250,000.00	.....	250,000.00
28H	Homeowner Recovery	.....	70.00	.....	70.00	.....	70.00
28L	WA State Eastern WA Cultural Land Feature	.....	.....	.....	.....	.....	.....
28P	Fallen Firefighter Memorial	.....	.....	.....	.....	.....	.....
28W	Fern Lodge Maintenance	.....	.....	.....	.....	.....	.....
297	Pipeline Safety	2,915,183.87	1,418.10	273,690.31	2,642,911.66	.....	2,642,911.66
298	Geologists'	504,482.74	44,586.41	92,529.35	456,539.80	405.00	456,944.80
300	Financial Services Regulation	41,451,780.12	2,219,840.84	5,033,334.19	38,638,286.77	101,680.63	38,739,967.40
320	Puget Sound Crab Pot Buoy Tag	18,286.91	.....	200.00	18,086.91	.....	18,086.91
328	Crim Justice Training Commis Firing Range Maintenance	213,403.00	.....	.....	213,403.00	.....	213,403.00
416	Surplus and Donated Food Commodities Revolving	4,621,308.33	534,554.24	95,062.42	5,060,800.15	.....	5,060,800.15
424	Anti-Trust Revolving	635,668.07	1,141,346.02	1,266,046.40	510,967.69	25,151.69	536,119.38
474	School Employees Flexible & Dependent Care Administration	55,414.49	30,882.96	11,179.47	75,117.98	.....	75,117.98
480	Financial Education Public-Private Partnership	141,041.17	.....	.....	141,041.17	.....	141,041.17
485	Horse Racing Owners' Bonus/Breeder Awards	266,065.23	77,093.79	(6,008.11)	349,167.13	177.32	349,344.45
495	Toll Collection	22,844,733.74	18,434,985.99	16,581,336.02	24,698,383.71	74,093.45	24,772,477.16
496	Educator Conditional Scholarship	4,466,554.69	2,609,773.38	759,244.38	6,317,083.69	86,000.00	6,403,083.69
497	Horse Racing Commission Class C Purse Fund	282,915.87	5,194.35	.....	288,110.22	.....	288,110.22
498	Washington State Council of Fire Fighters Benevolent	16,796.06	13,484.37	12,894.03	17,386.40	.....	17,386.40
499	Law Enforcement Memorial	52,687.48	27,552.06	28,919.44	51,320.10	.....	51,320.10
501	Liquor Revolving	115,520.13	42,525,762.75	4,990,913.00	37,650,369.88	168,949.07	37,819,318.95



# RECEIPTS & DISBURSEMENTS FOR TREASURER'S TRUST FUNDS

	July 1, 2024		July 2024		July 31, 2024		
	Beginning Book Balance	Plus Receipts	Less Disbursements	Ending Book Balance	Outstanding Warrants	Ending Cash Balance	
<b>SPECIAL REVENUE FUNDS (Continued)</b>							
503 Tuition Recovery	\$ 4,657,325.02	\$ 42,645.16	\$ 1,535.95	\$ 4,698,434.23	\$ .....	\$ 4,698,434.23	
515 DNA Data Base	706,614.39	493,512.59	156,681.97	1,043,445.01	.....	1,043,445.01	
516 Fruit and Vegetable Inspection	7,303,641.82	2,814,119.68	2,754,772.95	7,362,988.55	5,848.03	7,368,836.58	
536 Federal Food Service Revolving	2,485,512.33	3,459,682.22	3,502,982.44	2,442,212.11	193,377.95	2,635,590.06	
553 Performance Audits of Government	17,844,481.06	2,529,872.53	2,511,879.69	17,862,473.90	151.98	17,862,625.88	
561 Community Technical College Innovation	1,936,284.79	522,637.32	605,546.57	1,853,375.54	.....	1,853,375.54	
687 Rural Rehabilitation	21,671.52	69.70	.....	21,741.22	.....	21,741.22	
688 Federal Local Rail Service Assistance	86,994.98	235.30	.....	87,230.28	.....	87,230.28	
731 Child Care Facility Revolving	79,169.77	254.64	.....	79,424.41	.....	79,424.41	
732 Nursing Home Civil Penalties	2,991,781.44	.....	(18,109.43)	3,009,890.87	.....	3,009,890.87	
746 Hanford Area Economic Investment	33,933.98	828.45	(4,013.70)	38,776.13	.....	38,776.13	
749 Governor's Interagency Committee of State Employed Women	176,111.48	3,000.00	4,892.74	174,218.74	.....	174,218.74	
761 Basic Health Plan Subscription	250,744.09	.....	.....	250,744.09	.....	250,744.09	
763 Center for the Improvement of Student Learning	35,600.68	.....	.....	35,600.68	.....	35,600.68	
773 Commission on Higher Ed Prof Student Ex Program	51,200.00	.....	.....	51,200.00	.....	51,200.00	
774 University of Washington License Plate	6,748.03	27,946.43	.....	34,694.46	.....	34,694.46	
776 Washington State University License Plate	57,775.81	60,540.82	57,775.81	60,540.82	.....	60,540.82	
778 Western Washington University License Plate	613.67	1,983.34	613.67	1,983.34	.....	1,983.34	
779 Eastern Washington University License Plate	112,538.06	5,469.34	.....	118,007.40	.....	118,007.40	
780 School Zone Safety Account	1,517,191.17	29,572.28	1,023.63	1,545,739.82	.....	1,545,739.82	
783 Central Washington University License Plate	20,598.73	2,226.00	.....	22,824.73	.....	22,824.73	
784 Miscellaneous Transportation Programs	(29,429,752.03)	59,422,367.81	89,573,828.76	(59,581,212.98)	5,255,449.03	(54,325,763.95)	
786 The Evergreen State College License Plate	7,051.35	686.00	.....	7,737.35	.....	7,737.35	
789 Advanced Environmental Mitigation Revolving	1,567,806.68	11,012.29	(1,348.84)	1,580,167.81	.....	1,580,167.81	
816 Stadium and Exhibition Center	1,264,748.66	7,152,147.23	545,855.36	7,871,040.53	.....	7,871,040.53	
821 Impaired Physician	326,256.63	309,112.00	69,082.84	566,285.79	200.00	566,485.79	
823 Livestock Nutrient Management	35,183.76	350.00	.....	35,533.76	.....	35,533.76	
833 Developmental Disabilities Endowment Trust	3,948,855.02	620,730.86	430,674.17	4,138,911.71	.....	4,138,911.71	
834 Capitol Furnishings Preservation Committee	44,143.48	19,861.00	.....	64,004.48	.....	64,004.48	
878 Federal Forest Revolving	14,077.04	45.31	.....	14,122.35	.....	14,122.35	
880 Advance Right-of-Way Revolving	29,645,634.34	642,951.84	139.84	30,288,446.34	.....	30,288,446.34	
884 Gambling Revolving	20,474,806.84	1,908,386.76	1,441,352.94	20,941,840.66	66,657.96	21,008,498.62	
885 Plumbing Certificate	1,430,226.06	162,283.86	117,450.86	1,475,059.06	527.54	1,475,586.60	

# RECEIPTS & DISBURSEMENTS FOR TREASURER'S TRUST FUNDS

		July 1, 2024	July 2024			July 31, 2024		
		Beginning Book Balance	Plus Receipts	Less Disbursements	Ending Book Balance	Outstanding Warrants	Ending Cash Balance	
<b>SPECIAL REVENUE FUNDS (Continued)</b>								
892	Pressure Systems Safety	\$ 1,250,050.99	\$ 184,113.06	\$ 194,983.80	\$ 1,239,180.25	\$ 1,261.79	\$ 1,240,442.04	
<b>TOTAL SPECIAL REVENUE FUNDS</b>		<b>\$ 438,977,004.51</b>	<b>\$ 174,467,576.77</b>	<b>\$ 151,240,520.52</b>	<b>\$ 462,204,060.76</b>	<b>\$ 8,088,945.18</b>	<b>\$ 470,293,005.94</b>	
<b>CAPITAL PROJECTS FUNDS</b>								
366	Watershed Restoration Enhancement Bond	\$ 4,144,290.42	\$ 6,249,381.38	\$ 347,978.51	\$ 10,045,693.29	\$ 17,892.61	\$ 10,063,585.90	
377	Watershed Restoration Enhancement Taxable Bond	.....	.....	.....	.....	.....	.....	
<b>TOTAL CAPITAL PROJECTS FUNDS</b>		<b>\$ 4,144,290.42</b>	<b>\$ 6,249,381.38</b>	<b>\$ 347,978.51</b>	<b>\$ 10,045,693.29</b>	<b>\$ 17,892.61</b>	<b>\$ 10,063,585.90</b>	
<b>PERMANENT FUNDS</b>								
842	American Indian Scholarship Endowment	\$ 300,111.80	\$ 965.29	\$ .....	\$ 301,077.09	\$ .....	\$ 301,077.09	
852	Foster Care Scholarship Endowment	4,111.46	13.23	.....	4,124.69	.....	4,124.69	
<b>TOTAL PERMANENT FUNDS</b>		<b>\$ 304,223.26</b>	<b>\$ 978.52</b>	<b>\$ .....</b>	<b>\$ 305,201.78</b>	<b>\$ .....</b>	<b>\$ 305,201.78</b>	
<b>ENTERPRISE FUNDS</b>								
22E	Family and Medical Leave Enforcement	\$ 444,239.60	\$ 716.96	\$ .....	\$ 444,956.56	\$ .....	\$ 444,956.56	
22F	Family and Medical Leave Insurance	237,372,092.38	125,629,210.07	174,199,706.81	188,801,595.64	336,682.98	189,138,278.62	
413	Municipal Revolving	6,027,406.86	4,441,524.13	3,611,000.67	6,857,930.32	54.10	6,857,984.42	
438	Uniform Dental Plan Benefits Administration	613,446.09	702,747.00	620,645.76	695,547.33	.....	695,547.33	
439	Uniform Medical Plan Benefits Administration	4,960,229.01	5,925,461.00	5,712,699.20	5,172,990.81	.....	5,172,990.81	
442	Legislative Gift Center	291,866.61	1,389.66	32,176.90	261,079.37	7,770.93	268,850.30	
445	Self-Insured Empl'yr Overpymt Reimb	1,654,692.86	835.84	(15,719.06)	1,671,247.76	.....	1,671,247.76	
446	Industrial Insurance Rainy Day Fund	.....	.....	.....	.....	.....	.....	
449	Certificates of Participation and Other Financing - Local	497,153.66	15,494,463.70	15,522,330.69	469,286.67	.....	469,286.67	
456	Separately Managed State Treasurer's Service	239,185.85	19,465.33	13,484.65	245,166.53	1,980.30	247,146.83	
470	Imaging	216,185.14	32,286.10	27,560.58	220,910.66	.....	220,910.66	
473	School Employees Insurance Reserve	83,488,341.39	268,546.44	.....	83,756,887.83	.....	83,756,887.83	
475	School Employees Dental Benefits Administration	469,851.69	535,814.00	476,360.30	529,305.39	.....	529,305.39	
493	School Employees' Insurance	35,055,547.38	101,204,148.54	194,811,323.32	(58,551,627.40)	332,551.78	(58,219,075.62)	
494	School Employees' Benefits Board Administration	1,750,057.42	2,564,936.00	2,320,711.86	1,994,281.56	.....	1,994,281.56	
543	Judicial Information Systems	3,541,176.60	11,288,524.39	3,611,554.34	11,218,146.65	10,454.53	11,228,601.18	
544	Pollution Liability Insurance Program Trust	65,783,163.37	2,144,520.38	(613,422.24)	68,541,105.99	202.15	68,541,308.14	
545	Heating Oil Pollution Liability Trust	1,872,380.28	75,360.82	25,354.09	1,922,387.01	58.13	1,922,445.14	

# RECEIPTS & DISBURSEMENTS FOR TREASURER'S TRUST FUNDS

		July 1, 2024	July 2024		July 31, 2024		
		Beginning Book Balance	Plus Receipts	Less Disbursements	Ending Book Balance	Outstanding Warrants	Ending Cash Balance
<b>ENTERPRISE FUNDS (Continued)</b>							
567	Long-Term Services and Supports Trust	\$ 11,116,659.45	\$ 94,655,206.58	\$ 3,714,766.27	\$ 102,057,099.76	\$ 454,079.65	\$ 102,511,179.41
721	Public Employees' and Retirees' Insurance	168,920,040.27	321,025,480.88	256,558,086.01	233,387,435.14	6,179,771.12	239,567,206.26
730	Public Employees' and Retirees' Insurance Reserve	171,491,835.42	551,612.25	.....	172,043,447.67	.....	172,043,447.67
788	Advanced College Tuition Payment Program	377,335.43	20,093,000.21	6,213,101.79	14,257,233.85	615,771.00	14,873,004.85
<b>TOTAL ENTERPRISE FUNDS</b>		<b>\$ 796,182,886.76</b>	<b>\$ 706,655,250.28</b>	<b>\$ 666,841,721.94</b>	<b>\$ 835,996,415.10</b>	<b>\$ 7,939,376.67</b>	<b>\$ 843,935,791.77</b>
<b>INTERNAL SERVICE FUNDS</b>							
411	Natural Resources Equipment	\$ 16,759,506.36	\$ (734,122.67)	\$ (3,157,748.61)	\$ 19,183,132.30	\$ 174,718.83	\$ 19,357,851.13
421	Education Technology Revolving Fund	12,571,098.33	9,000,000.00	1,985,544.45	19,585,553.88	162,839.45	19,748,393.33
422	General Administration Services	83,990,238.26	27,151,774.62	28,814,219.95	82,327,792.93	1,945,492.21	84,273,285.14
436	OFM Labor Relations Service	3,061,077.64	1,076,102.21	490,578.45	3,646,601.40	.....	3,646,601.40
444	Fish & Wildlife Equipment	15,937.96	116,424.81	131,446.83	915.94	3,957.71	4,873.65
453	Minority and Women's Business Enterprises	3,290,827.25	555,343.80	305,158.50	3,541,012.55	.....	3,541,012.55
458	Washington Technology Solutions Revolving	(294,440.88)	31,595,418.83	17,546,694.92	13,754,283.03	193,693.02	13,947,976.05
466	Statewide Info Tech System Development Revolving	29,149,085.87	26,933,064.26	6,559,195.63	49,522,954.50	5,637.00	49,528,591.50
471	State Patrol Nonappropriated Airplane Revolving	218,487.71	25,419.48	99,113.54	144,793.65	1,037.77	145,831.42
472	Statewide Info Tech System Maintenance & Operations Revolving	7,274,537.75	3,775,882.78	4,074,831.01	6,975,589.52	5,720.68	6,981,310.20
546	Risk Management	1,184,247.34	793,035.96	3,744,870.08	(1,767,586.78)	.....	(1,767,586.78)
547	Liability	(214,087,635.16)	501,500.00	38,981,337.84	(252,567,473.00)	13,833,998.53	(238,733,474.47)
739	Certificates of Participation and Other Financing - State	819,536.50	71,771,932.15	71,883,348.10	708,120.55	.....	708,120.55
<b>TOTAL INTERNAL SERVICE FUNDS</b>		<b>\$ (56,047,495.07)</b>	<b>\$ 172,561,776.23</b>	<b>\$ 171,458,590.69</b>	<b>\$ (54,944,309.53)</b>	<b>\$ 16,327,095.20</b>	<b>\$ (38,617,214.33)</b>
<b>PRIVATE PURPOSE FUNDS</b>							
196	Unclaimed Personal Property	\$ 1,342,074.61	\$ 13,638,766.40	\$ 13,836,686.43	\$ 1,144,154.58	\$ 11,497,286.85	\$ 12,641,441.43
463	WA College Savings Program	(601,117.88)	87,329.41	65,763.49	(579,551.96)	.....	(579,551.96)
738	Department of Social and Health Services Trust	53,654.52	.....	.....	53,654.52	.....	53,654.52
799	WA Achieving a Better Life Experience Program	166,795.21	20,954.57	.....	187,749.78	.....	187,749.78
<b>TOTAL PRIVATE PURPOSE FUNDS</b>		<b>\$ 961,406.46</b>	<b>\$ 13,747,050.38</b>	<b>\$ 13,902,449.92</b>	<b>\$ 806,006.92</b>	<b>\$ 11,497,286.85</b>	<b>\$ 12,303,293.77</b>
<b>PENSION TRUST FUNDS</b>							
838	LEOFF Retirement System Benefits Improvement	\$ .....	\$ .....	\$ .....	\$ .....	\$ .....	\$ .....

# RECEIPTS & DISBURSEMENTS FOR TREASURER'S TRUST FUNDS

	July 1, 2024		July 2024		July 31, 2024		
	Beginning Book Balance		Plus Receipts	Less Disbursements	Ending Book Balance	Outstanding Warrants	Ending Cash Balance
<b>TOTAL PENSION TRUST FUNDS</b>	\$ .....	\$ .....	\$ .....	\$ .....	\$ .....	\$ .....	\$ .....
<b>CUSTODIAL FUNDS</b>							
165 Salary Reduction	\$ 6,519,790.88	\$ 3,869,240.34	\$ 3,945,425.67	\$ 6,443,605.55	\$ .....	\$ .....	\$ 6,443,605.55
16C Real Estate/Property Tax Admin Assistance	43,837.50	49,610.00	43,837.50	49,610.00	.....	.....	49,610.00
17A County 911 Excise Tax	7,237,781.00	.....	25,223.95	7,212,557.05	.....	.....	7,212,557.05
525 Washington State Combined Fund Drive	990,925.36	312,119.10	989,741.20	313,303.26	306,583.24	.....	619,886.50
660 Natural Resources Deposit	48,335,985.22	24,394,154.23	30,558,961.29	42,171,178.16	183,276.08	.....	42,354,454.24
734 Centennial Document Preservation and Modernization	1,911,612.08	168,217.01	1,911,612.08	168,217.01	.....	.....	168,217.01
737 High Occupancy Vehicle	.....	.....	.....	.....	.....	.....	.....
757 Maritime Historic Restoration and Preservation	26,234.27	3,241.90	26,441.27	3,034.90	.....	.....	3,034.90
797 Local Tourism Promotion	2,134,910.93	.....	(308,176.07)	2,443,087.00	.....	.....	2,443,087.00
802 School Employees Salary Reduction	(1,761,460.51)	2,158,901.49	2,548,692.89	(2,151,251.91)	.....	.....	(2,151,251.91)
<b>TOTAL CUSTODIAL FUNDS</b>	\$ 65,439,616.73	\$ 30,955,484.07	\$ 39,741,759.78	\$ 56,653,341.02	\$ 489,859.32	\$ .....	\$ 57,143,200.34
<b>TOTAL TREASURER'S TRUST FUNDS</b>	\$ 1,375,562,445.58	\$ 1,177,862,932.31	\$ 1,084,077,383.39	\$ 1,469,347,994.50	\$ 45,815,541.29	\$ .....	\$ 1,515,163,535.79

NOTE: Funds with zero balances that are scheduled to become inactive may no longer appear on this report.

# INVESTMENT STATEMENT

Fund / Account	July 1, 2024	Purchased	Maturities & Sales	Amortization	July 31, 2024
<b>Treasury &amp; Treasurer's Trust</b>					
Investments (trade date basis)	\$ 19,411,373,496.64	\$ 4,570,502,345.07	\$ 5,058,191,544.79	\$ 9,858,419.64	\$ 18,933,542,716.56
Reverse Repurchase Agreements	.....	.....	.....	.....	.....
Purchased Accrued Interest	3,859,889.85	1,000,558.59	2,431,956.60	.....	2,428,491.84
<b>Total Treasury &amp; Treasurer's Trust</b>	<b>\$ 19,415,233,386.49</b>	<b>\$ 4,571,502,903.66</b>	<b>\$ 5,060,623,501.39</b>	<b>\$ 9,858,419.64</b>	<b>\$ 18,935,971,208.40</b>
<b>Local Government Investment Pool</b>					
Investments (trade date basis)	\$ 26,858,876,978.30	\$ 165,297,663,065.87	\$ 165,165,160,930.71	\$ 39,486,877.00	\$ 27,030,865,990.46
Reverse Repurchase Agreements	.....	.....	.....	.....	.....
Purchased Accrued Interest	.....	.....	.....	.....	.....
<b>Total Local Government Investment Pool</b>	<b>\$ 26,858,876,978.30</b>	<b>\$ 165,297,663,065.87</b>	<b>\$ 165,165,160,930.71</b>	<b>\$ 39,486,877.00</b>	<b>\$ 27,030,865,990.46</b>
<b>Separately Managed Accounts</b>					
Investments (trade date basis)	\$ 1,095,902,930.96	\$ 13,052,298.13	\$ 25,192,550.07	\$ 656,922.57	\$ 1,084,419,601.59
Purchased Accrued Interest	274,665.58	.....	74,613.79	.....	200,051.79
<b>Total Separately Managed Accounts</b>	<b>\$ 1,096,177,596.54</b>	<b>\$ 13,052,298.13</b>	<b>\$ 25,267,163.86</b>	<b>\$ 656,922.57</b>	<b>\$ 1,084,619,653.38</b>
<b>Total All Accounts</b>	<b>\$ 47,370,287,961.33</b>	<b>\$ 169,882,218,267.66</b>	<b>\$ 170,251,051,595.96</b>	<b>\$ 50,002,219.21</b>	<b>\$ 47,051,456,852.24</b>

## INVESTMENT INTEREST INCOME & CAPITAL GAINS

Fund / Account	July 2024	July 2023	Fiscal Year 2025	Fiscal Year 2024
<b>Treasury &amp; Treasurer's Trust</b>				
Cash	\$ 77,597,972.10	\$ 46,566,209.55	\$ 77,597,972.10	\$ 46,566,209.55
Custody Bank Fees	(0.01)	(14,479.19)	(0.01)	(14,479.19)
Other Bank Fees	(2,527.81)	(2,626.07)	(2,527.81)	(2,626.07)
Amortization	9,858,419.64	17,154,859.92	9,858,419.64	17,154,859.92
Accrued Interest	(18,395,468.91)	(3,854,691.70)	(18,395,468.91)	(3,854,691.70)
Gains and Losses	25,590.95	.....	25,590.95	.....
<b>Total Treasury &amp; Treasurer's Trust</b>	<b>\$ 69,083,985.96</b>	<b>\$ 59,849,272.51</b>	<b>\$ 69,083,985.96</b>	<b>\$ 59,849,272.51</b>
<b>Local Government Investment Pool</b>				
Cash	\$ 90,708,518.80	\$ 64,272,598.17	\$ 90,708,518.80	\$ 64,272,598.17
Amortization	39,486,877.00	46,525,047.23	39,486,877.00	46,525,047.23
Accrued Interest	(9,286,106.08)	(11,771,468.37)	(9,286,106.08)	(11,771,468.37)
Gains and Losses	35,039.86	7,274.06	35,039.86	7,274.06
<b>Total Local Government Investment Pool</b>	<b>\$ 120,944,329.58</b>	<b>\$ 99,033,451.09</b>	<b>\$ 120,944,329.58</b>	<b>\$ 99,033,451.09</b>
<b>Separately Managed Accounts</b>				
Cash	\$ 3,206,094.27	\$ 1,767,757.13	\$ 3,206,094.27	\$ 1,767,757.13
Amortization	656,922.57	331,329.60	656,922.57	331,329.60
Accrued Interest	(973,345.38)	(158,704.94)	(973,345.38)	(158,704.94)
Gains and Losses	.....	.....	.....	.....
<b>Total Separately Managed Accounts</b>	<b>\$ 2,889,671.46</b>	<b>\$ 1,940,381.79</b>	<b>\$ 2,889,671.46</b>	<b>\$ 1,940,381.79</b>
<b>Total All Accounts</b>	<b>\$ 192,917,987.00</b>	<b>\$ 160,823,105.39</b>	<b>\$ 192,917,987.00</b>	<b>\$ 160,823,105.39</b>







**MIKE PELLICCIOTTI  
STATE TREASURER  
PO BOX 40200  
OLYMPIA WA 98504-0200**

---

