

Washington State Treasurer's Monthly Report

August 2024



MIKE PELLICCIOTTI
State Treasurer

In accordance with the Americans with Disabilities Act, this publication will be made available in alternate formats upon request to the Office of the State Treasurer, Legislative Building, 2nd Floor, Olympia, Washington 98504-0200, telephone (360) 902-9000, fax (360) 902-9037 or TTY Users Call: 7-1-1. Web Site: <http://tre.wa.gov>.

Cover photo taken by Treasurer's Office staff.

TABLE OF CONTENTS

	<i>Page</i>
State Treasurer's Letter	1
General Fund	2
Treasury, Treasurer's Trust, Local Government Investment Pool (LGIP) & Separately Managed Accounts (SMA) Flowchart	3
Treasury & Treasurer's Trust Charts	4
General Fund & LGIP Charts	5
Receipts & Disbursements for Treasury Funds	6
Receipts & Disbursements for Treasurer's Trust Funds	20
Investment Statement	31
Investment Interest Income & Capital Gains	32



Mike Pellicciotti
State Treasurer

State of Washington
Office of the Treasurer
Legislative Building
P.O. Box 40200
Olympia, Washington 98504

(360) 902-9000 TTY 7-1-1
FAX (360) 902-9037
<http://tre.wa.gov>



Fellow Washingtonians,

I am pleased to report on the operations of the Office of the State Treasurer for the month of August 2024. At the close of the month, the total of the treasury & treasurer's trust book balances was \$15.6 billion with investment earnings distributed for the month of \$59.2 million.

Sincerely,

A handwritten signature in blue ink that reads "Mike Pellicciotti". The signature is fluid and cursive, written over a light blue horizontal line.

Mike Pellicciotti
Washington State Treasurer

GENERAL FUND

CURRENT MONTH AND FISCAL YEAR TO DATE COMPARISON

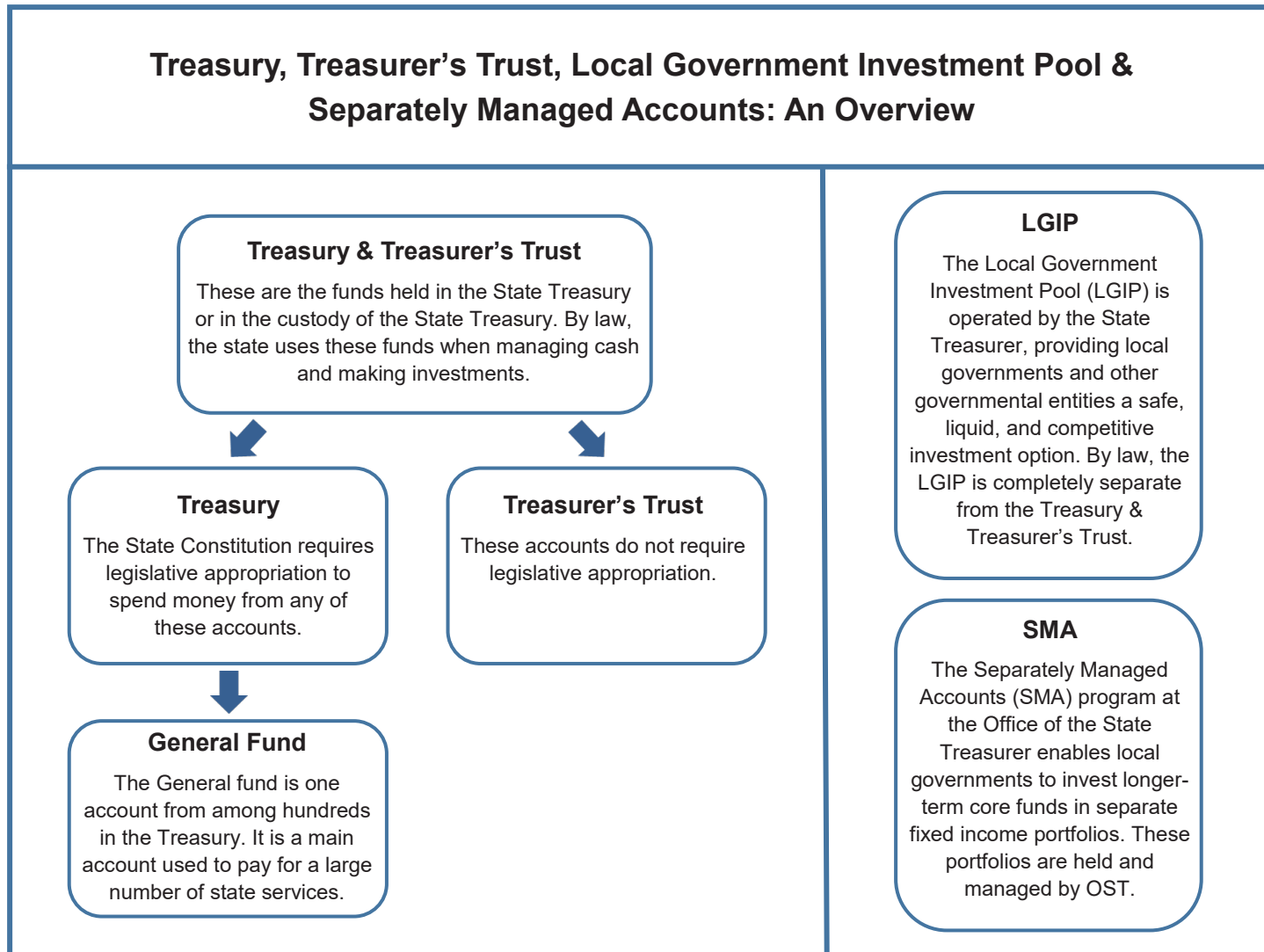
(In Millions)

	Month of August		Fiscal Year to Date	
	2024	2023	2025	2024
Beginning Book Balance	\$ 2,765.984	\$ 1,906.736	\$ 3,526.332	\$ 4,445.348
Cash Revenue	\$ 3,748.996	\$ 3,149.751	7,497.124	6,568.305
Other Cash Receipts	358.028	628.188	912.968	1,685.732
Total Cash Receipts	4,107.024	3,777.939	8,410.092	8,254.037
Total Cash Disbursements	6,898.310	4,518.170	11,961.726	11,532.880
Ending Book Balance	\$ (25.302)	\$ 1,166.505	(25.302)	1,166.505
Cash Revenue				
Bond Retirement & Interest	\$ 0.000	\$ (0.061)	\$ 0.000	\$ (0.118)
Secretary of State	4.098	4.308	8.439	8.361
Department of Revenue:				
Retail Sales Tax	1,358.780	1,327.085	2,650.807	2,547.418
Business & Occupation Tax	568.299	546.065	1,096.826	1,014.446
Compensating Tax	106.872	86.997	200.644	162.193
Cigarette Tax	24.602	24.186	48.223	29.756
Public Utility Tax	44.219	38.355	85.051	76.289
Various Other Revenue	22.186	57.362	152.972	29.970
Insurance Commission	8.719	9.693	14.750	15.952
Liquor and Cannabis Board	2.557	0.000	5.333	0.009
Department of Licensing:				
Excise Tax - Other	0.017	0.017	0.031	0.031
Various Other Revenue	1.070	1.344	5.418	4.710
Department of Social & Health Services	5.366	27.059	9.026	33.335
Universities & Colleges	0.002	0.000	(0.015)	0.000
Treasurer's Transfers	0.744	(3.000)	(44.645)	(140.299)
Counties:				
Property Tax	15.550	14.228	45.833	44.278
Real Estate Excise Tax	134.783	115.937	272.727	224.290
Various Other Revenue	3.733	3.394	7.298	6.416
Federal Grants-In-Aid (All Agencies)	1,452.722	993.647	2,682.510	2,349.696
Revenues Distributed to Local Governments	(0.373)	(0.356)	(0.747)	(0.712)
Other Agencies' Cash Revenue	(4.950)	(96.509)	256.643	162.284
Total Cash Revenue	\$ 3,748.996	\$ 3,149.751	\$ 7,497.124	\$ 6,568.305

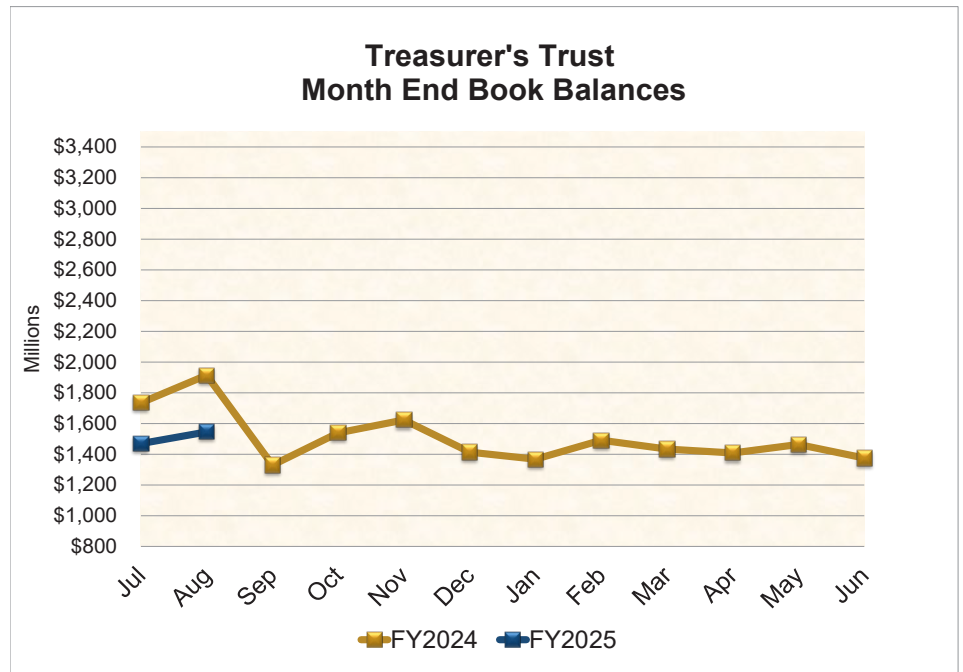
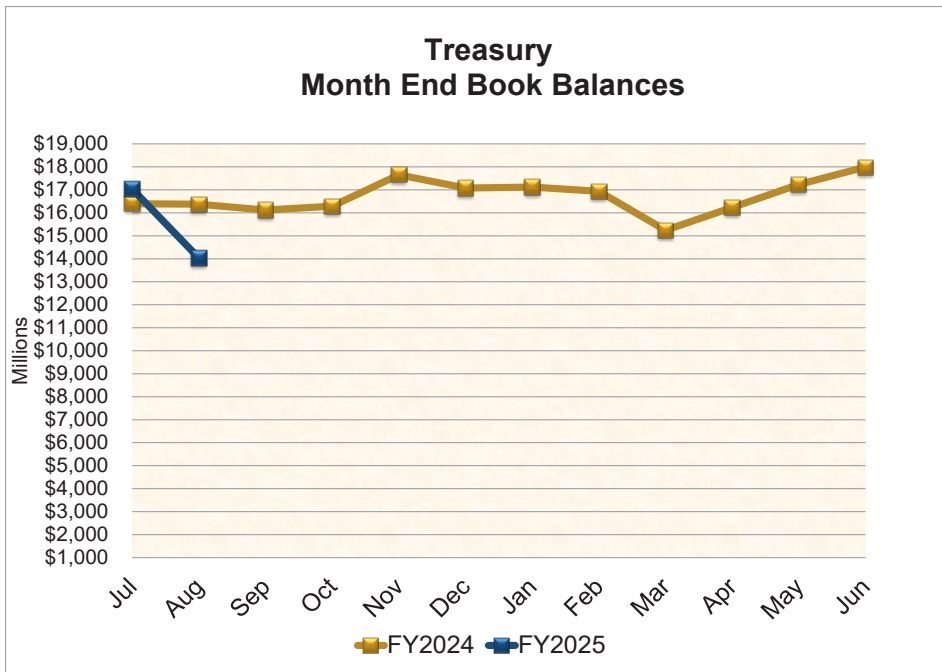
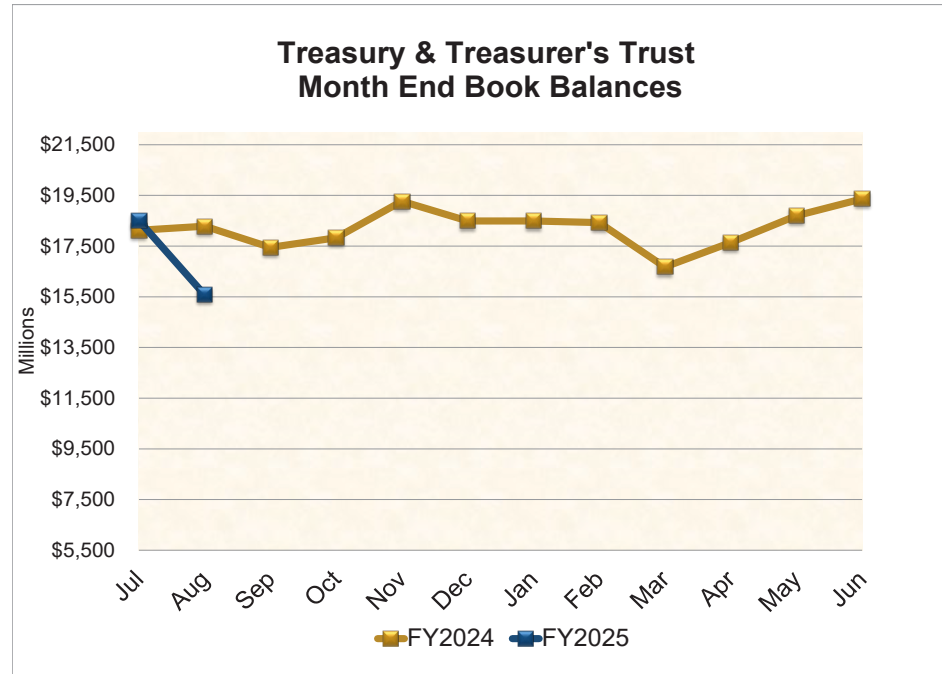
Source: Agency Financial Reporting System (AFRS)

TREASURY, TREASURER'S TRUST, LGIP & SMA FLOWCHART

The Office of the State Treasurer (OST) is charged with the cash management of public funds, which includes two categories of state funds and accounts: (1) funds and accounts located in the state treasury, which are subject to legislative appropriation; and (2) Treasurer's trust funds, which are accounts placed in the custody of the State Treasurer and not typically subject to legislative appropriation. Funds within these accounts are commingled for investment and cash management purposes. This flowchart describes the structure of the Treasury and Treasurer's Trust accounts. Month end balances of these accounts are shown on pages 4 and 5.

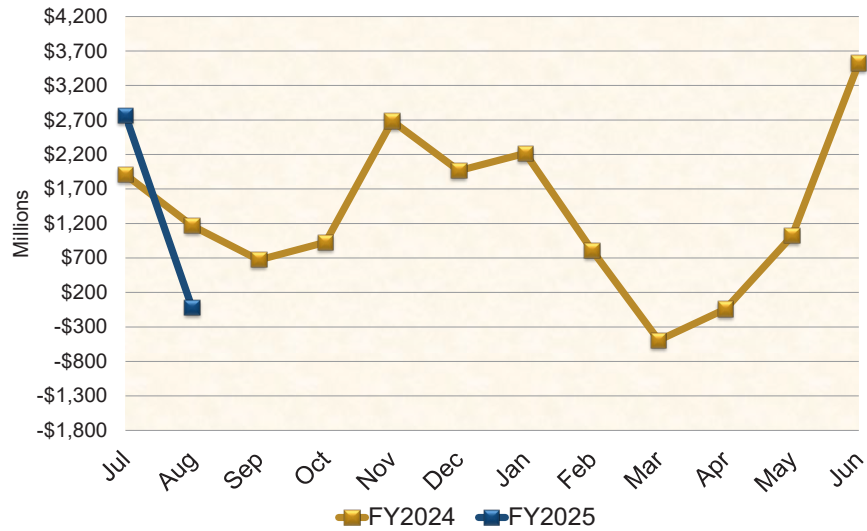


TREASURY & TREASURER'S TRUST CHARTS

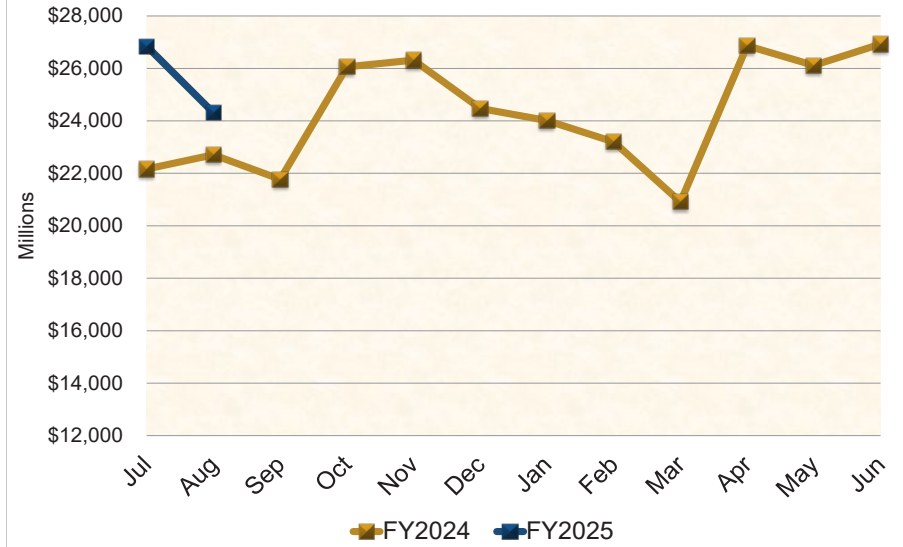


GENERAL FUND & LOCAL GOVERNMENT INVESTMENT POOL CHARTS

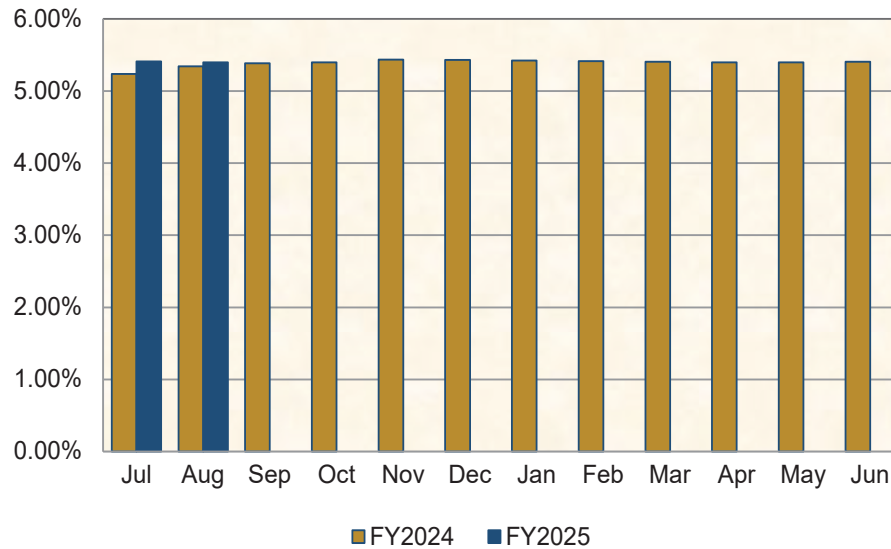
General Fund Month End Book Balances



Local Government Investment Pool Month End Book Balances



LGIP Net Yield (365 day basis)



RECEIPTS & DISBURSEMENTS FOR TREASURY FUNDS

		August 1, 2024	August 2024		August 31, 2024		
		Beginning Book Balance	Plus Receipts	Less Disbursements	Ending Book Balance	Outstanding Warrants	Ending Cash Balance
GENERAL FUND							
001	General	\$ 2,765,984,445.21	\$ 4,107,023,685.84	\$ 6,898,310,450.96	\$ (25,302,319.91)	\$ 60,632,173.02	\$ 35,329,853.11
018	Millersylvania Park Current	210.50	210.50	210.50
01E	Geothermal	101,167.70	101,167.70	101,167.70
01N	Institutional Impact	19,144.72	19,144.72	19,144.72
02P	Flood Control Assistance	4,998,896.58	(2,370.79)	173,505.44	4,823,020.35	4,823,020.35
031	State Investment Board Expense	7,201,741.71	2,718,690.74	2,603,315.02	7,317,117.43	53,713.22	7,370,830.65
032	State Emergency Water Projects Revolving	221,616.92	221,616.92	221,616.92
03A	Excess Earnings
03L	County Criminal Justice Assistance	4,708,626.79	69,160.81	173,512.86	4,604,274.74	312.64	4,604,587.38
03M	Municipal Criminal Justice Assistance	630,332.67	24,508.80	58,970.87	595,870.60	156.29	596,026.89
05C	Criminal Justice Treatment	6,216,341.90	21,000.00	1,014,694.39	5,222,647.51	5,222,647.51
05M	Tourism Development and Promotion
070	Outdoor Recreation	(1,595,975.06)	1,856,779.33	490,399.87	(229,595.60)	320.00	(229,275.60)
072	State & Local Improve Revolving (Water Supply Facilities)	832,529.72	832,529.72	832,529.72
09C	Farm and Forest	(336,998.41)	396,497.64	73,280.96	(13,781.73)	135.00	(13,646.73)
09G	Riparian Protection
09R	Economic Development Strategic Reserve	12,184,152.01	2,667.38	295,612.75	11,891,206.64	286.37	11,891,493.01
10K	Veterans Innovation Program	14,382.82	14,382.82	14,382.82
10P	Columbia River Basin Water Supply Development	3,463,552.48	11,629.47	3,475,181.95	3,475,181.95
10T	Hood Canal Aquatic Rehabilitation Bond
125	Site Closure	41,692,712.54	139,775.93	59,046.07	41,773,442.40	424.00	41,773,866.40
12J	Boating Activities
12K	Puget Sound Scientific Research
12R	Independent Youth Housing
14B	Budget Stabilization	982,672,000.70	3,295,500.45	12,055,644.27	973,911,856.88	973,911,856.88
14C	Puget Sound Recovery
14H	Community Preservation & Development Authority	2,374,018.73	(217.75)	126,527.49	2,247,273.49	2,247,273.49
15J	Building Communities
15K	Columbia River Water Delivery	16,173.66	16,173.66	16,173.66
15R	Evergreen Job Training
16V	Water Rights Processing	89,134.16	700.00	89,834.16	89,834.16
177	Judicial Retirement Administrative
17C	Opportunity Express Account	62,171.42	62,171.42	62,171.42

RECEIPTS & DISBURSEMENTS FOR TREASURY FUNDS

		August 1, 2024	August 2024			August 31, 2024		
		Beginning Book Balance	Plus Receipts	Less Disbursements	Ending Book Balance	Outstanding Warrants	Ending Cash Balance	
GENERAL FUND (Continued)								
17F	Washington Opportunity Pathways	\$ 77,631,424.38	\$ 14,650,794.60	\$ 8,687,602.62	\$ 83,594,616.36	\$	\$ 83,594,616.36	
18H	Opportunity Expansion	326.64	326.64	326.64	
19K	Yakima Integrated Plan Implementation	
19L	Charter Schools Oversight	1,121,428.85	204,697.72	120,866.81	1,205,259.76	9,461.37	1,214,721.13	
19N	Diesel Idle Reduction	
20C	Yakima Integrated Plan Implementation Taxable Bond	
20F	Invest in Washington	174,758.05	174,758.05	174,758.05	
21B	Chehalis Basin	
21P	Sexual Assault Prevention and Response	
21R	DCYF Contracted Services Performance Improvement	
22C	Early Learning Facilities Revolving	(23,476.19)	(58.76)	(23,534.95)	(23,534.95)	
22D	Early Learning Facilities Development	(2,629,765.89)	(12,353.36)	2,036,531.14	(4,678,650.39)	319.22	(4,678,331.17)	
22T	Statewide Tourism Marketing	9,698,065.26	260,317.62	14,866.38	9,943,516.50	9,943,516.50	
23H	Defense Community Compatibility	
23J	Statewide Broadband	31,373,566.86	103,987.30	49,881.42	31,427,672.74	53.28	31,427,726.02	
244	Habitat Conservation	(135.00)	210,094.00	249,604.71	(39,645.71)	1,390.00	(38,255.71)	
24H	Career Connected Learning	
24M	Climate Resiliency	
24U	Sustainable Farms and Fields	
253	Education Construction	23,811.58	79.82	23,891.40	23,891.40	
25C	Elementary & Secondary School Emergency Relief III	(1,984,742.99)	50,581,271.14	48,431,911.77	164,616.38	164,616.38	
25D	Manufacturing and Warehousing Job Centers	3,460,270.08	3,460,270.08	3,460,270.08	
25F	Forest Resiliency	180,068.00	51,919.45	128,148.55	1,036.53	129,185.08	
25G	Manufacturing Cluster Acceleration	2,798,000.00	2,798,000.00	2,798,000.00	
25H	Fair Start for Kids	
25P	Wildfire Response, Forest Restoration, and Community Resilience	73,070,663.42	(60,476.91)	2,734,480.89	70,275,705.62	332,569.44	70,608,275.06	
26H	Washington State Leadership Board	829,491.89	138,628.17	114,786.57	853,333.49	3,957.49	857,290.98	
26K	School Seismic Safety Grant Program	
26R	Clean Energy Transition Workforce	
26T	Washington Student Loan	87,375,955.15	292,843.50	87,668,798.65	87,668,798.65	
26U	Apple Health and Homes	88,053,680.58	(13,949.19)	2,309,395.24	85,730,336.15	22,713.12	85,753,049.27	
26V	Capital Community Assistance	254,707,740.88	(1,871,945.33)	6,946,582.27	245,889,213.28	45,349.62	245,934,562.90	

RECEIPTS & DISBURSEMENTS FOR TREASURY FUNDS

		August 1, 2024		August 2024		August 31, 2024		
		Beginning Book Balance	Plus Receipts	Less Disbursements	Ending Book Balance	Outstanding Warrants	Ending Cash Balance	
GENERAL FUND (Continued)								
27A	Energy Efficiency Revolving Loan Capital	\$	\$	\$	\$	\$	\$	\$
27B	Electric Vehicle Incentive	118,686,428.37	(1,239.19)	5,754,655.16	112,930,534.02	112,930,534.02	
27C	Community Reinvestment	182,229,999.39	(13,771.94)	64,623.70	182,151,603.75	144,312.23	182,295,915.98	
27F	State Lands Dev Authority Capital	
27G	State Lands Dev Authority Operating	
27K	Digital Equity	
28E	Emergency Drought Response	2,878,018.06	19,057.34	2,858,960.72	2,858,960.72	
28K	State Crime Victim & Witness Assistance	3,000,000.00	3,000,000.00	3,000,000.00	
28T	Agricultural Pest and Disease Response	1,000,000.00	1,000,000.00	1,000,000.00	
291	Education Savings	
355	State Taxable Building Construction	64,368,790.26	(24,692.15)	6,214,383.71	58,129,714.40	479.52	58,130,193.92	
359	School Constr & Skill Ctrs Bldg	35,558.47	35,558.47	35,558.47	
489	Pension Funding Stabilization	12,207,444.33	40,920.94	12,248,365.27	12,248,365.27	
548	LEOFF System Plan 2 Expense	137,509.72	160,697.54	174,387.75	123,819.51	797.90	124,617.41	
706	Coronavirus State Fiscal Recovery Fund	475,641,430.21	499,886.12	16,962,378.32	459,178,938.01	218,889.05	459,397,827.06	
707	Washington Rescue Plan Transition	798,000,000.00	798,000,000.00	798,000,000.00	
828	Tobacco Prevention and Control	691,749.46	2,319.05	10,558.00	683,510.51	683,510.51	
830	Agricultural College Trust Management	1,102,636.64	1,513,903.56	113,150.38	2,503,389.82	493.71	2,503,883.53	
TOTAL GENERAL FUND		\$ 6,117,391,075.93	\$ 4,182,219,962.10	\$ 7,016,496,584.58	\$ 3,283,114,453.45	\$ 61,469,343.02	\$ 3,344,583,796.47	
SPECIAL REVENUE FUNDS								
002	Hospital Data Collection	\$ 263,726.38	\$	\$ 14,216.41	\$ 249,509.97	\$	\$ 249,509.97	
003	Architects' License	1,333,291.14	40,439.76	41,217.30	1,332,513.60	623.00	1,333,136.60	
007	Winter Recreational Program	2,975,370.69	3,125.00	38,901.25	2,939,594.44	120.00	2,939,714.44	
014	Forest Development	14,375,209.99	23,679.09	(308,446.09)	14,707,335.17	5,891.68	14,713,226.85	
01B	ORV & Non-Highway Vehicle Account	836,029.80	607,854.13	(16,280.09)	1,460,164.02	2,049.99	1,462,214.01	
01M	Snowmobile	2,149,730.32	38,672.94	32,033.31	2,156,369.95	2,156,369.95	
024	Professional Engineers'	1,812,942.94	188,451.42	141,119.78	1,860,274.58	214.00	1,860,488.58	
025	Pilotage	507,665.46	122,144.55	80,704.98	549,105.03	575.40	549,680.43	
026	Real Estate Commission	6,831,609.22	454,210.08	416,087.89	6,869,731.41	1,067.00	6,870,798.41	
027	Reclamation	6,663,825.04	211,995.93	(374,652.86)	7,250,473.83	395.00	7,250,868.83	
02A	Surveys and Maps	359,181.54	89,783.87	89,842.58	359,122.83	359,122.83	
02G	Health Professions	38,159,130.85	8,837,875.40	6,248,847.96	40,748,158.29	125,400.70	40,873,558.99	
02H	Business Enterprises Revolving	952,177.92	64,183.22	49,305.23	967,055.91	87.00	967,142.91	

RECEIPTS & DISBURSEMENTS FOR TREASURY FUNDS

		August 1, 2024	August 2024		August 31, 2024		
		Beginning Book Balance	Plus Receipts	Less Disbursements	Ending Book Balance	Outstanding Warrants	Ending Cash Balance
SPECIAL REVENUE FUNDS (Continued)							
02J	Certified Public Accountants'	\$ 3,870,971.68	\$ 67,890.00	\$ 134,314.24	\$ 3,804,547.44	\$ 3,632.57	\$ 3,808,180.01
02K	Death Investigations	3,593,828.04	499,772.10	2,009,569.77	2,084,030.37	526.15	2,084,556.52
02M	Essential Rail Assistance	2,238,405.96	35,980.10	21,172.34	2,253,213.72	2,253,213.72
02N	Parkland Acquisition	317,356.09	317,356.09	317,356.09
02R	Aquatic Lands Enhancement	18,943,612.31	69,214.49	(280,913.40)	19,293,740.20	13,839.05	19,307,579.25
02W	Timber Tax Distribution	1,593,817.94	8,608,481.59	10,085,154.24	117,145.29	7,419.64	124,564.93
030	Landowner Contingency Forest Fire Suppression	4,147,448.18	5,107.45	688,117.77	3,464,437.86	3,282.47	3,467,720.33
039	Aeronautics	10,133,179.29	1,309,511.49	233,092.93	11,209,597.85	7,869.99	11,217,467.84
03B	Asbestos	1,340,193.48	26,990.00	29,405.24	1,337,778.24	19.75	1,337,797.99
03C	Emergency Medical Services and Trauma Care System Trust	7,905,953.47	975,419.14	51,653.53	8,829,719.08	44,195.00	8,873,914.08
03F	911 Account	17,907,344.40	2,552,509.70	1,936,673.14	18,523,180.96	32.16	18,523,213.12
03N	Business License	4,483,838.80	3,495,758.60	2,612,512.65	5,367,084.75	82,962.07	5,450,046.82
03P	Fire Service Trust	757,911.89	50.00	4,818.19	753,143.70	5.00	753,148.70
03R	Safe Drinking Water	6,558,691.33	117,358.09	208,672.87	6,467,376.55	1,136.40	6,468,512.95
041	Resource Management Cost	37,636,281.45	3,875.12	808,860.21	36,831,296.36	22,132.80	36,853,429.16
042	Charitable, Educational, Penal, and Reformatory Institutions	14,347,850.12	90,609.61	402,147.90	14,036,311.83	126,651.78	14,162,963.61
044	Waste Reduction, Recycling, and Litter Control	14,901,810.83	1,668,751.93	1,754,489.73	14,816,073.03	15,639.04	14,831,712.07
045	State Vehicle Parking	246,717.66	398,499.10	437,539.08	207,677.68	845.70	208,523.38
048	Marine Fuel Tax Refund	257,294.78	257,294.78	257,294.78
04E	Uniform Commercial Code	3,003,492.45	8,782.11	102,361.51	2,909,913.05	31.26	2,909,944.31
04H	Surface Mining Reclamation	1,761,585.61	591.27	(160,901.54)	1,923,078.42	1,923,078.42
04M	Recreational Fisheries Enhancement	1,449,754.56	169,254.79	62,474.58	1,556,534.77	461.81	1,556,996.58
04R	Drinking Water Assistance	172,287,880.45	589,682.53	4,694,750.72	168,182,812.26	1,647,304.10	169,830,116.36
04V	Vehicle License Fraud	544,839.29	5,610.81	550,450.10	550,450.10
04W	Waterworks Operator Certification	775,157.42	75,025.96	46,946.42	803,236.96	660.00	803,896.96
058	Public Works Assistance	243,771,176.83	15,839,833.58	14,618,766.73	244,992,243.68	1,871,431.16	246,863,674.84
05H	Disaster Response	(17,094,582.17)	16,764,793.50	12,980,424.49	(13,310,213.16)	1,034,158.22	(12,276,054.94)
05R	Drinking Water Assistance Administrative	3,806,442.37	12,816.74	39,487.00	3,779,772.11	3,779,772.11
05W	State Drought Preparedness	12,624,028.98	312,655.88	12,311,373.10	12,311,373.10
06A	Salmon Recovery	96,668,165.42	1,427,009.80	95,241,155.62	26,342.86	95,267,498.48
06G	Real Estate Appraiser Commission	101,880.77	12,473.36	57,907.15	56,446.98	390.00	56,836.98
06K	Lead Paint	215,985.74	4,533.20	2,435.57	218,083.37	75.00	218,158.37
06L	Business and Professions	10,859,061.39	838,848.48	1,157,812.94	10,540,096.93	6,383.42	10,546,480.35

RECEIPTS & DISBURSEMENTS FOR TREASURY FUNDS

		August 2024			August 31, 2024		
		August 1, 2024					
		Beginning Book Balance	Plus Receipts	Less Disbursements	Ending Book Balance	Outstanding Warrants	Ending Cash Balance
SPECIAL REVENUE FUNDS (Continued)							
06R	Real Estate Research	\$ 932,662.30	\$ 19,710.00	\$ 20.00	\$ 952,352.30	\$ 360.00	\$ 952,712.30
06T	License Plate Technology	2,422,520.80	163,032.09	(419.93)	2,585,972.82	25.68	2,585,998.50
071	Warm Water Game Fish	1,835,149.47	123,816.84	95,529.07	1,863,437.24	1,180.58	1,864,617.82
07W	Domestic Violence Prevention	2,462,049.03	82,605.29	79,662.95	2,464,991.37	20,236.48	2,485,227.85
080	Grade Crossing Protective	173,525.34	628.39	174,153.73	174,153.73
081	State Patrol Highway	38,931,359.19	22,503,832.22	28,770,136.46	32,665,054.95	225,213.54	32,890,268.49
082	Motorcycle Safety Education	4,087,540.64	93,055.09	153,285.36	4,027,310.37	870.28	4,028,180.65
084	Building Code Council	1,255,883.51	139,550.10	134,349.50	1,261,084.11	6.50	1,261,090.61
086	Fire Service Training	912,682.45	164,162.86	416,534.51	660,310.80	148,561.18	808,871.98
087	Park Land Trust Revolving	3,915,437.95	202,189.20	(138,052.34)	4,255,679.49	4,255,679.49
08A	Education Legacy Trust	746,932,480.51	73,498,743.52	29,565,515.80	790,865,708.23	3,145,727.01	794,011,435.24
08H	Military Department Rental and Lease	5,055,942.59	21,832.15	5,949.98	5,071,824.76	5,071,824.76
08K	Problem Gambling	1,759,049.43	80,146.64	78,940.26	1,760,255.81	1,760,255.81
08M	Small City Pavement and Sidewalk	5,070,539.66	102,081.84	5,172,621.50	5,172,621.50
08R	Waste Tire Removal	4,724,030.36	404,072.36	24,421.71	5,103,681.01	5,103,681.01
094	Transportation Infrastructure	14,369,385.61	157,997.79	5,427.57	14,521,955.83	14,521,955.83
095	Electrical License	23,390,940.03	5,662,103.47	3,016,105.51	26,036,937.99	31,204.15	26,068,142.14
096	Highway Infrastructure	2,651,869.25	8,889.41	2,660,758.66	2,660,758.66
097	Recreational Vehicle	4,930,106.89	93,579.44	15,265.24	5,008,421.09	7.00	5,008,428.09
099	Puget Sound Capital Construction	69,325,018.17	1,927,235.89	18,495,866.64	52,756,387.42	223,194.57	52,979,581.99
09E	Freight Mobility Investment	16,064,403.17	61,610.26	2,861,977.23	13,264,036.20	13,264,036.20
09H	Transportation Partnership	(64,762,643.07)	5,430,128.20	437,114.67	(59,769,629.54)	6,612.42	(59,763,017.12)
09P	City-County Assistance	2,079,951.01	1,959,821.30	4,039,772.31	4,039,772.31
09T	Washington Main Street Trust Fund	59,638.16	59,638.16	59,638.16
102	Rural Arterial Trust	20,347,522.77	1,753,338.03	1,805,559.90	20,295,300.90	20,295,300.90
104	Limited Fish And Wildlife	11,940,900.22	1,684,382.67	1,403,932.91	12,221,349.98	27,980.67	12,249,330.65
106	Highway Safety	16,911,783.03	17,387,105.40	17,348,992.36	16,949,896.07	413,173.71	17,363,069.78
107	Liquor Excise Tax	4,959,968.07	5,091,129.80	34,741.21	10,016,356.66	391.96	10,016,748.62
108	Motor Vehicle	353,680,683.28	153,998,109.45	176,797,861.56	330,880,931.17	2,962,470.21	333,843,401.38
109	Puget Sound Ferry Operations	2,635,690.82	35,913,366.97	33,439,760.20	5,109,297.59	558,339.83	5,667,637.42
10A	Aquatic Algae Control	771,947.12	15,250.00	18,965.02	768,232.10	5.00	768,237.10
10B	Home Security Fund	121,352,503.29	11,444,315.80	2,601,682.21	130,195,136.88	44,497.25	130,239,634.13
10G	Water Rights Tracking System	414,218.73	2,700.22	416,918.95	416,918.95
110	Special Wildlife	9,937,274.25	396,009.63	(1,004,079.95)	11,337,363.83	4,055.00	11,341,418.83

RECEIPTS & DISBURSEMENTS FOR TREASURY FUNDS

		August 1, 2024	August 2024		August 31, 2024		
		Beginning Book Balance	Plus Receipts	Less Disbursements	Ending Book Balance	Outstanding Warrants	Ending Cash Balance
SPECIAL REVENUE FUNDS (Continued)							
111	Public Service Revolving	\$ 39,376,222.74	\$ 383,691.51	\$ 2,171,020.97	\$ 37,588,893.28	\$ 56,141.85	\$ 37,645,035.13
113	Common School Construction	384,257,132.15	(2,374,808.42)	12,191,754.97	369,690,568.76	16,333.60	369,706,902.36
116	Basic Data	250,938.01	50,075.00	301,013.01	301,013.01
119	Unemployment Compensation Administration	(431,384.77)	34,759,338.10	32,949,674.17	1,378,279.16	1,774,769.53	3,153,048.69
11B	Regional Mobility Grant Program	82,206,169.48	284,039.09	829,441.91	81,660,766.66	81,660,766.66
11E	Freight Mobility Multimodal	21,228,302.08	71,504.25	21,299,806.33	21,299,806.33
11H	Forest and Fish Support	5,697,439.46	464,915.65	759,708.03	5,402,647.08	2,499.03	5,405,146.11
11K	Washington Auto Theft Prevention Authority	10,695,588.68	(208,855.02)	177,233.12	10,309,500.54	10,309,500.54
120	Administrative Contingency	44,538,072.39	(3,589,440.29)	1,892,692.55	39,055,939.55	39,055,939.55
12C	Affordable Housing For All	55,195,921.10	1,674,378.86	1,228,981.75	55,641,318.21	53.28	55,641,371.49
12M	Charitable Organization Education	1,151,703.46	32,420.00	1,184,123.46	1,184,123.46
12T	Traumatic Brain Injury	1,340,348.01	186,055.76	64,194.69	1,462,209.08	1,462,209.08
134	Employment Services Administrative	54,201,462.41	3,498,670.69	1,754,941.02	55,945,192.08	79,599.82	56,024,791.90
138	Insurance Commissioner's Regulatory	50,779,168.97	389,921.30	3,596,816.79	47,572,273.48	29,476.03	47,601,749.51
144	Transportation Improvement	90,852,967.57	8,722,425.13	14,090,975.90	85,484,416.80	74,333.99	85,558,750.79
146	Firearms Range	1,671,498.33	22,790.23	93,209.87	1,601,078.69	1,601,078.69
14A	Wildlife Rehabilitation	335,745.99	16,020.65	3,314.99	348,451.65	76.24	348,527.89
14G	Ballast Water and Biofouling Management	29,982.43	249.62	29,732.81	127.07	29,859.88
14M	Financial Fraud & ID Theft	2,932,229.28	126,882.09	209,539.24	2,849,572.13	2,849,572.13
14R	Military Active State Service	377,056.51	200,000.00	980.00	576,076.51	576,076.51
14V	Ignition Interlock Device	2,653,858.05	317,541.25	400,324.89	2,571,074.41	164.42	2,571,238.83
150	Low-Income Weatherization/ Structural Rehabilitation Assistance	1,558,610.28	5,224.66	1,563,834.94	1,563,834.94
153	Rural Mobility Grant Program	8,995,378.42	36,941.76	(873,194.09)	9,905,514.27	23,040.33	9,928,554.60
154	New Motor Vehicle Arbitration	1,444,525.35	61,098.83	45,995.64	1,459,628.54	1,459,628.54
158	Aquatic Land Dredged Material Disposal Site	328,771.79	(15,834.44)	(15,850.00)	328,787.35	328,787.35
159	Parks Improvement	388,911.03	112,645.56	43,316.50	458,240.09	8,752.40	466,992.49
15H	Cleanup Settlement	48,183,124.27	164,287.25	347,039.72	48,000,371.80	48,000,371.80
15M	Biotoxin	969,662.94	82,598.44	116,566.78	935,694.60	935,694.60
160	Wood Stove Education and Enforcement	605,451.06	10,276.81	28,660.38	587,067.49	587,067.49
162	Farm Labor Contractor	167,788.54	335.00	168,123.54	168,123.54
167	Natural Resources Conservation Areas Stewardship	392,003.93	62.24	(5,834.82)	397,900.99	397,900.99
16A	Judicial Stabilization Trust	87,894,283.75	815,571.43	1,078,716.31	87,631,138.87	132,135.68	87,763,274.55
16J	SR 520 Corridor	129,572,762.13	54,772,278.87	54,672,194.31	129,672,846.69	36,212.16	129,709,058.85

RECEIPTS & DISBURSEMENTS FOR TREASURY FUNDS

		August 1, 2024	August 2024			August 31, 2024		
		Beginning Book Balance	Plus Receipts	Less Disbursements	Ending Book Balance	Outstanding Warrants	Ending Cash Balance	
SPECIAL REVENUE FUNDS (Continued)								
16M	Appraisal Management Company	\$ 1,155,436.41	\$ (3,231.11)	\$ 20,237.84	\$ 1,131,967.46	\$	\$ 1,131,967.46	
16P	Marine Resources Stewardship Trust	8,858.66	(8,827.59)	31.07	31.07	
16W	Hospital Safety Net Assessment	129,871,860.30	205,858,623.79	11,586.54	335,718,897.55	335,718,897.55	
172	Basic Health Plan Trust	6,900,554.00	6,900,554.00	6,900,554.00	
176	Water Quality Permit	27,448,750.04	5,159,158.94	1,900,173.20	30,707,735.78	1,837.70	30,709,573.48	
17B	Home Visiting Services	19,612,769.10	1,551,002.14	2,836,338.14	18,327,433.10	152,566.16	18,479,999.26	
17N	Complete Streets Grant Program	10,530,989.02	24,988.59	10,506,000.43	10,506,000.43	
17P	SR520 Civil Penalties	12,254,460.89	30,290.76	(386,720.64)	12,671,472.29	12,671,472.29	
17T	Health Benefit Exchange	17,107,797.83	657,948.11	700,620.26	17,065,125.68	17,065,125.68	
17W	Limousine Carriers	78,372.42	78,372.42	78,372.42	
182	Underground Storage Tank	3,582,608.65	160,264.82	123,435.08	3,619,438.39	177.77	3,619,616.16	
186	County Arterial Preservation	464,571.14	1,308,782.09	1,273,847.28	499,505.95	499,505.95	
18J	Capital Vessel Replacement	30,258,511.10	2,645,419.52	210,047.19	32,693,883.43	524.33	32,694,407.76	
18L	Hydraulic Project Approval	
199	Biosolids Permit	1,298,055.60	4,285.74	84,295.47	1,218,045.87	1,218,045.87	
19A	Medicaid Fraud Penalty	26,914,789.30	30,887.04	220,512.39	26,725,163.95	2,625.00	26,727,788.95	
19C	Forest Practice Application	329,523.66	202.28	18,782.11	310,943.83	1,400.00	312,343.83	
19T	DOL Technology Improvement and Data Management	1,037,110.35	44,183.66	28,084.60	1,053,209.41	555.64	1,053,765.05	
19V	Andy Hill Cancer Research Endowment Fund	16,512,580.89	1,058,089.34	339,970.65	17,230,699.58	17,230,699.58	
200	Regional Fisheries Enhancement Salmonid Recovery	(173,918.26)	29,387.66	(203,305.92)	(203,305.92)	
201	Department of Licensing Services	2,954,144.05	23.36	145,059.29	2,809,108.12	51.33	2,809,159.45	
202	Medical Test Site Licensure	29,691.60	19,906.00	106,969.35	(57,371.75)	75.00	(57,296.75)	
204	Volunteer Fire Fighters' and Reserve Officers' Administrative	16,112,903.06	3,708,324.01	14,932,302.03	4,888,925.04	100,278.00	4,989,203.04	
207	Hazardous Waste Assistance	5,258,330.94	955,007.25	293,876.08	5,919,462.11	1,972.85	5,921,434.96	
20H	Connecting Washington	411,736,536.85	22,882,265.43	122,695,074.07	311,923,728.21	316,826.68	312,240,554.89	
20J	Electric Vehicle	10,658,573.86	2,684,503.84	38,701.56	13,304,376.14	825.00	13,305,201.14	
20M	Puget Sound Taxpayer Accountability	3,198,335.13	611,093.66	3,809,428.79	3,809,428.79	
20N	Transportation Future Funding Program	36,112,880.89	115,889.63	36,228,770.52	36,228,770.52	
20R	Radioactive Mixed Waste	2,560,532.90	2,073.82	794,754.23	1,767,852.49	5,855.31	1,773,707.80	
20T	PLIA Underground Storage Tank Revolving	30,514,200.03	104,132.18	352,825.03	30,265,507.18	21.39	30,265,528.57	
215	Special Category C	30,520,638.96	610,697.54	313,349.20	30,817,987.30	30,817,987.30	
216	Air Pollution Control	5,363,480.23	180,466.80	122,669.88	5,421,277.15	2,001.55	5,423,278.70	
217	Oil Spill Prevention	9,735,965.75	504,513.33	321,201.03	9,919,278.05	695.35	9,919,973.40	

RECEIPTS & DISBURSEMENTS FOR TREASURY FUNDS

	August 1, 2024		August 2024		August 31, 2024		
	Beginning Book Balance	Plus Receipts	Less Disbursements	Ending Book Balance	Outstanding Warrants	Ending Cash Balance	
SPECIAL REVENUE FUNDS (Continued)							
218 Multimodal Transportation	\$ 321,735,806.01	\$ 29,967,469.31	\$ 8,561,225.19	\$ 343,142,050.13	\$ 95,646.31	\$ 343,237,696.44	
21E Concealed Pistol License Renewal	532,714.45	7,855.00	52.67	540,516.78	540,516.78	
21H Wastewater Treatment Plant Operator Certification	415,073.53	3,137.00	16,106.69	402,103.84	136.50	402,240.34	
21M Distracted Driving Prevention	72,585.53	2,693.02	75,278.55	75,278.55	
21S Aquatic Invasive Species Management	420,513.42	33,560.00	4,219.41	449,854.01	264.36	450,118.37	
21V Construction Registration Inspection	5,466,584.42	960,402.66	1,340,451.83	5,086,535.25	27,174.61	5,113,709.86	
222 Freshwater Aquatic Weeds	1,435,300.21	51,097.56	29,009.68	1,457,388.09	3.00	1,457,391.09	
223 State Oil Spill Response	4,302,733.20	126,291.32	115,247.22	4,313,777.30	4,313,777.30	
22J Abandoned Recreational Vehicle Disposal	2,011,531.49	162,604.94	321,026.75	1,853,109.68	30,444.00	1,883,553.68	
22M Energy Efficiency	4,724,325.57	430,658.00	4,293,667.57	4,293,667.57	
22R Internet Consumer Access	
22U Secure Drug Take-Back Program	176,151.16	18,096.33	158,054.83	158,054.83	
22W Public Disclosure Transparency	7,954,046.22	7,200.00	49,751.93	7,911,494.29	7,911,494.29	
234 Public Works Administration	8,314,803.02	430,908.74	756,300.44	7,989,411.32	19,252.95	8,008,664.27	
235 Youth Tobacco & Vapor Product Prevention	1,509,476.75	137,009.22	58,578.78	1,587,907.19	16,550.00	1,604,457.19	
237 Recreation Access Pass	3,919,804.31	(761,474.34)	2,690.00	3,155,639.97	600.00	3,156,239.97	
23G Vulnerable Roadway User Education	28,128.39	903.75	29,032.14	29,032.14	
23N Model Toxics Control Capital	258,544,804.09	8,642,478.21	4,787,882.85	262,399,399.45	86,592.19	262,485,991.64	
23P Model Toxics Control Operating	29,320,853.31	16,566,708.83	21,172,636.52	24,714,925.62	512,034.55	25,226,960.17	
23R Model Toxics Control Stormwater	83,956,703.88	4,291,048.36	4,812,725.55	83,435,026.69	163,488.91	83,598,515.60	
23S Puget Sound Gateway Facility	18,400.28	61.68	18,461.96	18,461.96	
23T Congestion Relief Traffic Safety	171,962.28	3,135.97	175,098.25	175,098.25	
23V Voluntary Cleanup	1,003,918.69	26,402.75	37,504.43	992,817.01	55,070.00	1,047,887.01	
23W Paint Product Stewardship	77,756.05	59,350.94	1,212.72	135,894.27	135,894.27	
24B Foundational Public Health Services	18,677,978.69	1,058,777.09	2,809,827.38	16,926,928.40	282,521.58	17,209,449.98	
24J Workforce Education Investment	280,860,925.80	43,062,713.30	31,313,694.01	292,609,945.09	173,057.30	292,783,002.39	
24K Agency Financial Transaction	4,946,123.09	601,258.78	11,343.20	5,536,038.67	5,536,038.67	
24L Ambulance Transport	7,983,693.48	(526,978.95)	12,107.85	7,444,606.68	7,444,606.68	
24N Fish, Wildlife, and Conservation	17,948,823.12	3,199,607.40	4,969,552.51	16,178,878.01	142,853.69	16,321,731.70	
24P Insurance Commissioner's Fraud	2,581,764.68	16,457.00	162,363.26	2,435,858.42	750.00	2,436,608.42	
24Q Cooper Jones Active Transportation Safety	1,560,506.76	116,139.85	22,636.32	1,654,010.29	1,654,010.29	
24V Telebehavioral Health Access	607,384.96	268,432.44	98,614.03	777,203.37	777,203.37	
25M State Health Care Affordability	71,150,631.65	699,523.11	70,451,108.54	70,451,108.54	

RECEIPTS & DISBURSEMENTS FOR TREASURY FUNDS

		August 1, 2024	August 2024			August 31, 2024		
		Beginning Book Balance	Plus Receipts	Less Disbursements	Ending Book Balance	Outstanding Warrants	Ending Cash Balance	
SPECIAL REVENUE FUNDS (Continued)								
25N	Statewide 988 Behavioral Health Crisis Response & Suicide Prevention Line	\$ 53,041,693.17	\$ 3,942,636.55	\$ 3,577,018.89	\$ 53,407,310.83	\$ 23.18	\$ 53,407,334.01	
25Q	Clean Fuels Program	727,826.59	30,293.70	91,247.53	666,872.76	666,872.76	
25T	Refrigerant Emission Management	1,615,385.18	34,874.66	1,580,510.52	1,580,510.52	
25U	Department of Licensing Wage Lien	378.00	378.00	378.00	
25W	Driver Licensing Technology Support	2,195,063.81	(65,612.74)	16,599.03	2,112,852.04	2,112,852.04	
260	University of Washington Operating Fees	123.54	123.54	123.54	
262	Manufactured Home Installation Training	724,603.85	20,897.73	24,531.40	720,970.18	720,970.18	
263	Community and Economic Development Fee	6,261,652.09	3,059.33	74,003.96	6,190,707.46	2,115.24	6,192,822.70	
267	Recreation Resources	22,313,097.51	1,604,330.96	943,314.89	22,974,113.58	9,217.01	22,983,330.59	
268	Nonhighway and Off-Road Vehicle Activities (NOVA) Program	15,603,375.97	1,024,582.74	939,776.64	15,688,182.07	12.00	15,688,194.07	
269	Parks Renewal and Stewardship	36,828,302.44	7,889,579.87	8,819,405.21	35,898,477.10	319,241.33	36,217,718.43	
26A	Carbon Emissions Reduction	77,749,263.93	(119.82)	1,675,719.03	76,073,425.08	76,073,425.08	
26B	Climate Investment	86,473,851.57	(41,669.51)	1,415,471.38	85,016,710.68	44,849.52	85,061,560.20	
26C	Climate Commitment	1,002,990,075.11	3,461,864.18	51,995,825.87	954,456,113.42	632,483.61	955,088,597.03	
26D	Natural Climate Solutions	296,338,731.51	125,687.03	13,381,725.20	283,082,693.34	294,587.12	283,377,280.46	
26E	Air Quality and Health Disparities Improvement	21,890,584.52	81,859.43	21,808,725.09	21,808,725.09	
26M	Climate Active Transportation	96,559,724.46	329,035.78	3,148,310.24	93,740,450.00	93,740,450.00	
26N	Climate Transit Programs	(2,213,937.11)	229,892.04	3,031,475.75	(5,015,520.82)	(5,015,520.82)	
26P	Move Ahead WA	937,308,982.40	21,384,390.74	41,652,673.66	917,040,699.48	1,681,876.78	918,722,576.26	
26Q	Move Ahead WA Flexible	60,225,984.42	1,042,539.46	980,592.19	60,287,931.69	30,840.71	60,318,772.40	
26W	Renewable Fuels Accelerator	
271	Washington State University Operating Fees	
275	Central Washington University Operating Fees	
277	State Agency Parking	299,658.03	10.00	809.24	298,858.79	298,858.79	
27P	Price Ceiling Unit Emission Reduction Investment	
27T	Derelict Structure Removal	
27W	OPIOID Abatement Settlement	(6,206,250.74)	(18,742.68)	4,271,359.11	(10,496,352.53)	(10,496,352.53)	
285	Growth Management Planning and Environmental Review	2,208,357.05	169,212.36	212,500.00	2,165,069.41	2,165,069.41	
28A	State Hazard Mitigation Revolving Loan	
28F	Clean Fuels Transportation Investment	
28G	Covenant Homeownership	13,722,754.80	6,460,069.17	25,291.43	20,157,532.54	20,157,532.54	
28J	Renewable Energy Local Benefit	
28M	Land Bank	2,374,604.00	2,374,604.00	2,374,604.00	

RECEIPTS & DISBURSEMENTS FOR TREASURY FUNDS

		August 1, 2024	August 2024		August 31, 2024		
		Beginning Book Balance	Plus Receipts	Less Disbursements	Ending Book Balance	Outstanding Warrants	Ending Cash Balance
SPECIAL REVENUE FUNDS (Continued)							
28R	Family Medicine Workforce Development	\$	\$	\$	\$	\$	\$
28S	Stadium World Cup Capital	10,000,000.00	10,000,000.00	10,000,000.00
28U	Clean Fuels Credit
28V	Inflation Reduction Elective Pay
296	Columbia River Basin Water Supply Rev Recovery	7,855,776.80	158,147.40	28,527.92	7,985,396.28	7,985,396.28
29A	Tribal OPIOID Prevention and Treatment
315	Dedicated Cannabis	46,961,343.15	42,032,987.95	8,215,961.10	80,778,370.00	64,317.98	80,842,687.98
319	Public Health Supplemental	2,501,722.35	12,953.14	92,292.21	2,422,383.28	23.79	2,422,407.07
404	State Treasurer's Service	89,331,803.71	3,554,688.56	1,127,337.96	91,759,154.31	3,348.04	91,762,502.35
408	Coastal Protection	2,646,389.64	44,698.97	1,590.17	2,689,498.44	2,689,498.44
441	Local Government Archives	3,450,741.94	192,699.22	234,859.95	3,408,581.21	3,408,581.21
500	Perpetual Surveillance and Maintenance	51,892,295.06	173,940.42	52,066,235.48	52,066,235.48
507	Oyster Reserve Land	562,891.63	1,736.85	13,930.34	550,698.14	2,471.60	553,169.74
511	Tacoma Narrows Toll Bridge	30,263,187.54	(5,345,195.74)	(1,616,066.52)	26,534,058.32	3,723.71	26,537,782.03
513	Derelict Vessel Removal	5,226,715.05	296,726.25	172,364.98	5,351,076.32	47,249.40	5,398,325.72
532	Washington Housing Trust Fund	32,050,944.32	314,880.87	401,256.25	31,964,568.94	101,251.22	32,065,820.16
535	Alaskan Way Viaduct Replacement Project	102,891,423.78	192,123.30	(1,917,941.91)	105,001,488.99	4,539.15	105,006,028.14
549	Election	7,764,407.53	26,097.82	87,360.00	7,703,145.35	7,703,145.35
550	Transportation 2003	(21,143,685.11)	15,303,099.25	6,060,651.42	(11,901,237.28)	482.15	(11,900,755.13)
562	Skilled Nursing Facility Safety Net Trust	11,857,490.99	25,006.86	8,659,562.27	3,222,935.58	69.00	3,223,004.58
564	Water Pollution Control Revolving Administration	4,718,975.17	1,041,432.08	221,015.66	5,539,391.59	5,539,391.59
565	Yakima Integrated Plan Implementation Revenue Recovery
566	Community Forest Trust	331,277.21	1,104.44	332,381.65	332,381.65
571	Multiuse Roadway Safety	1,665,946.57	30,838.10	1,696,784.67	1,696,784.67
595	I-405 and SR-167 Express Toll Lanes	247,815,999.40	603,329.82	1,728,848.65	246,690,480.57	15,864.24	246,706,344.81
600	Department of Retirement Systems Expense	27,801,384.85	5,974,099.18	8,089,338.16	25,686,145.87	14,411.54	25,700,557.41
689	Rural Washington Loan	1,259,504.69	4,222.02	1,263,726.71	1,263,726.71
727	Water Pollution Control Revolving	189,875,536.29	10,132,800.20	15,790,158.41	184,218,178.08	3,657,287.89	187,875,465.97
733	Capitol Campus Reserve
777	Prostitution Prevention and Intervention	99,305.15	504.23	1,666.41	98,142.97	98,142.97
785	State Educational Trust Fund	3,054,081.65	39,993.85	3,094,075.50	3,094,075.50
818	Youth Athletic Facility	40,518,773.97	136,197.77	54,888.66	40,600,083.08	40,600,083.08
825	Tobacco Settlement	97,585.68	327.39	97,913.07	97,913.07

RECEIPTS & DISBURSEMENTS FOR TREASURY FUNDS

	August 1, 2024		August 2024		August 31, 2024		
	Beginning Book Balance		Plus Receipts	Less Disbursements	Ending Book Balance	Outstanding Warrants	Ending Cash Balance
SPECIAL REVENUE FUNDS (Continued)							
844 Money-Purchase Retirement Savings Administrative	\$	\$	\$	\$	\$	\$	\$
851 Developmental Disabilities Community Services	26,063,899.91		86,488.89	135,917.17	26,014,471.63		26,014,471.63
874 OASI Revolving	278,718.91		84,458.78	98,118.80	265,058.89	5.27	265,064.16
887 Public Facilities Construction Loan Revolving	49,412,500.44		1,214,921.72	62,771.05	50,564,651.11	106.10	50,564,757.21
888 Deferred Compensation Administrative	4,535,879.26		(58,198.03)	195,326.16	4,282,355.07	356.99	4,282,712.06
893 Radiation Perpetual Maintenance	382,858.15		1,283.39	384,141.54		384,141.54
TOTAL SPECIAL REVENUE FUNDS	\$ 9,043,992,243.57		\$ 989,851,584.84	\$ 921,751,546.93	\$ 9,112,092,281.48	\$ 24,227,163.20	\$ 9,136,319,444.68
DEBT SERVICE FUNDS							
303 Highway Bond Retirement	\$ 141,449,623.04	\$ 62,127,784.12	\$ 129,030,697.93	\$ 74,546,709.23	\$		\$ 74,546,709.23
304 Ferry Bond Retirement	16,494.51		47.41	16,541.92		16,541.92
305 Transportation Improvement Board Bond Retirement	7,502,850.71		404,909.48	2,480,475.00	5,427,285.19		5,427,285.19
347 Washington State University Bond Retirement	74,450,965.76		1,557,434.87	(81,492.74)	76,089,893.37		76,089,893.37
348 University of Washington Bond Retirement	23,784,695.58		208,515.20	(113,905.13)	24,107,115.91		24,107,115.91
380 Debt-Limit General Fund Bond Retirement	35,911.54		35,911.54		35,911.54
381 Debt-Limit Reimbursable Bond Retirement
382 Nondebt-Limit General Fund Bond Retirement
383 Nondebt-Limit Reimbursable Bond Retirement		13,928,316.67	13,928,316.67
384 Nondebt-Limit Proprietary Appropriated Bond Retirement
385 Nondebt-Limit Proprietary Nonappropriated Bond Retirement
386 Nondebt-Limit Revenue Bond Retirement
389 Toll Facility Bond Retirement	9,426,792.73		4,262,546.14	(58,727,375.00)	72,416,713.87		72,416,713.87
TOTAL DEBT SERVICE FUNDS	\$ 256,667,333.87		\$ 82,489,553.89	\$ 86,516,716.73	\$ 252,640,171.03	\$	\$ 252,640,171.03
CAPITAL PROJECTS FUNDS							
036 Capitol Building Construction	\$ 11,466,885.44	\$ (973,802.03)	\$ (597,115.35)	\$ 11,090,198.76	\$		\$ 11,090,198.76
057 State Building Construction	885,566,159.00		(1,832,593.54)	111,901,652.15	771,831,913.31	5,065,672.88	776,897,586.19
060 Community and Technical College Capital Projects	17,900,990.93		2,579,598.60	3,267,012.42	17,213,577.11		17,213,577.11
061 Eastern Washington University Capital Projects	6,455,627.46		195,897.96	(749.50)	6,652,274.92		6,652,274.92
062 Washington State University Building	23,594,885.94		(1,049,248.12)	22,545,637.82		22,545,637.82
063 Central Washington University Capital Projects	2,877,552.21		183,713.32	1,073,930.99	1,987,334.54		1,987,334.54

RECEIPTS & DISBURSEMENTS FOR TREASURY FUNDS

		August 1, 2024	August 2024			August 31, 2024		
		Beginning Book Balance	Plus Receipts	Less Disbursements	Ending Book Balance	Outstanding Warrants	Ending Cash Balance	
CAPITAL PROJECTS FUNDS (Continued)								
064	University of Washington Building	\$ 29,526,329.13	\$ 135,699.08	\$ 15,901,279.64	\$ 13,760,748.57	\$	\$ 13,760,748.57	
065	Western Washington University Capital Projects	9,332,706.21	205,668.43	516,358.97	9,022,015.67	9,022,015.67	
066	The Evergreen State College Capital Projects	3,718,425.33	187,576.19	642,703.95	3,263,297.57	3,263,297.57	
075	State Social and Health Services Construction	9,396.39	9,396.39	9,396.39	
18B	Columbia River Basin Tax Bond Water Supply Development	1,335,812.94	4,477.82	1,340,290.76	1,340,290.76	
245	Public Safety Reimbursable Bond	4.12	4.12	4.12	
246	Community and Technical College Forest Reserve	5,260,656.98	5,260,656.98	5,260,656.98	
289	Thurston County Capital Facilities	7,174,307.76	387,722.66	146,682.61	7,415,347.81	7,415,347.81	
357	Gardner-Evans Higher Education Construction	45,698.05	45,698.05	45,698.05	
364	Military Department Capital	3,921,167.57	3,921,167.57	3,921,167.57	
367	Chehalis Basin Taxable	
373	Coronavirus Capital Projects	(11,354,413.99)	(612.79)	1,553,882.40	(12,908,909.18)	53.28	(12,908,855.90)	
TOTAL CAPITAL PROJECTS FUNDS		\$ 996,832,191.47	\$ 24,097.58	\$ 134,405,638.28	\$ 862,450,650.77	\$ 5,065,726.16	\$ 867,516,376.93	
PERMANENT FUNDS								
04B	Natural Resources Real Property Replacement	\$ 37,454,295.57	\$ 134,271.28	\$	\$ 37,588,566.85	\$	\$ 37,588,566.85	
601	Agricultural Permanent	271,504.60	2,378.17	218,290.00	55,592.77	55,592.77	
603	Millersylvania Park Trust	6,141.95	20.59	6,162.54	6,162.54	
604	Normal School Permanent	69,231.90	26,614.39	36,975.38	58,870.91	58,870.91	
605	Permanent Common School	68,421.50	14,379.87	54,041.63	54,041.63	
606	Scientific Permanent	251,083.95	3,822.00	(10,760.52)	265,666.47	265,666.47	
607	State University Permanent	152,900.46	(1,233.52)	154,133.98	154,133.98	
TOTAL PERMANENT FUNDS		\$ 38,273,579.93	\$ 167,106.43	\$ 257,651.21	\$ 38,183,035.15	\$	\$ 38,183,035.15	
ENTERPRISE FUNDS								
401	Correctional Industries	\$ 5,415,567.50	\$ 6,683,110.76	\$ 9,156,898.26	\$ 2,941,780.00	\$ 700,449.35	\$ 3,642,229.35	
407	Secretary of State's Revolving	16,820,897.11	1,652,814.00	664,539.11	17,809,172.00	80.00	17,809,252.00	
418	State Health Care Authority Administrative	2,189,490.70	2,237,775.98	2,032,989.28	2,394,277.40	77.64	2,394,355.04	
492	School Employees' Insurance Administrative	1,587,270.02	1,062,959.87	1,527,180.04	1,123,049.85	92.91	1,123,142.76	
578	Lottery Administrative	1,158,443.76	2,103,406.98	1,616,337.15	1,645,513.59	7,236.38	1,652,749.97	
608	Accident	55,205,905.66	230,722,770.42	288,217,023.92	(2,288,347.84)	11,462,779.01	9,174,431.17	
609	Medical Aid	29,307,826.42	171,993,825.12	201,228,456.11	73,195.43	4,578,366.39	4,651,561.82	

RECEIPTS & DISBURSEMENTS FOR TREASURY FUNDS

		August 1, 2024	August 2024		August 31, 2024		
		Beginning Book Balance	Plus Receipts	Less Disbursements	Ending Book Balance	Outstanding Warrants	Ending Cash Balance
ENTERPRISE FUNDS (Continued)							
610	Accident Reserve	\$ (126,404.92)	\$ 80,835,418.29	\$ 80,454,032.68	\$ 254,980.69	\$ 1,220,887.64	\$ 1,475,868.33
881	Supplemental Pension	28,150,296.29	191,708,066.69	220,447,206.05	(588,843.07)	2,473,211.67	1,884,368.60
883	Second Injury	99,710,058.70	3,756,521.16	131,045.43	103,335,534.43	49,737.07	103,385,271.50
TOTAL ENTERPRISE FUNDS		\$ 239,419,351.24	\$ 692,756,669.27	\$ 805,475,708.03	\$ 126,700,312.48	\$ 20,492,918.06	\$ 147,193,230.54
INTERNAL SERVICE FUNDS							
006	Public Records Efficiency, Preservation & Access	\$ 1,492,514.72	\$ (73,569.00)	\$ 358,523.73	\$ 1,060,421.99	\$ 200.00	\$ 1,060,621.99
405	Legal Services Revolving	30,936,166.57	12,128,894.76	23,275,041.42	19,790,019.91	378,076.12	20,168,096.03
410	Transportation Equipment	53,718,482.22	911,423.96	(1,385,714.76)	56,015,620.94	21,404.29	56,037,025.23
415	Personnel Service	18,675,819.08	1,323,380.13	851,607.13	19,147,592.08	38,865.13	19,186,457.21
455	Higher Education Personnel Service	760,360.65	406,075.57	89,796.12	1,076,640.10	805.40	1,077,445.50
462	Government Central Service	2,235,289.17	1,779,352.42	566,217.94	3,448,423.65	24,000.00	3,472,423.65
468	OFM Central Service	(1,777,644.03)	4,405,543.12	989,063.04	1,638,836.05	1,968.30	1,640,804.35
483	Auditing Services Revolving	1,145,752.44	268,108.80	869,460.56	544,400.68	4.42	544,405.10
484	Administrative Hearings Revolving	13,205,429.58	2,603,563.00	2,885,766.39	12,923,226.19	835.99	12,924,062.18
TOTAL INTERNAL SERVICE FUNDS		\$ 120,392,170.40	\$ 23,752,772.76	\$ 28,499,761.57	\$ 115,645,181.59	\$ 466,159.65	\$ 116,111,341.24
PENSION TRUST FUNDS							
614	Volunteer Firefighters' Relief and Pension Principal Fund	\$ 411,960.75	\$ 11,137,883.80	\$ 1,461,580.30	\$ 10,088,264.25	\$ 154,210.40	\$ 10,242,474.65
615	State Patrol - Plan1	918,350.41	8,699,406.00	8,421,428.44	1,196,327.97	24,461.53	1,220,789.50
616	Judges' Retirement	1,644,700.75	5,558.11	16,947.96	1,633,310.90	724.31	1,634,035.21
624	Reserve Officer's Relief/Pension Principal Fund	7,004.66	40.43	11,550.01	(4,504.92)	(4,504.92)
630	State Patrol - Plan 2	731,166.90	2,381,789.28	2,353,474.69	759,481.49	759,481.49
631	Public Employees' Retirement System Plan 1	8,840,495.77	149,701,475.91	149,379,586.23	9,162,385.45	193,547.85	9,355,933.30
632	Teachers' Retirement System Plan 1	6,319,948.45	83,972,757.05	83,603,000.88	6,689,704.62	166,166.59	6,855,871.21
633	School Employees' Retirement System Combined Plan 2 & 3	7,114,847.70	82,238,907.54	82,152,613.23	7,201,142.01	198,793.77	7,399,935.78
635	Public Safety Employees Retirement System Plan 2	406,296.24	13,397,912.02	12,866,489.54	937,718.72	97,891.71	1,035,610.43
641	Public Employees' Retirement System Combined Plan 2 & 3	20,518,562.88	400,147,845.38	390,004,947.40	30,661,460.86	1,216,215.27	31,877,676.13
642	Teachers' Retirement System Combined Plan 2 and 3	25,367,763.75	239,704,516.99	239,204,342.94	25,867,937.80	172,482.85	26,040,420.65
661	Higher Ed Retirement Plan Supplemental Benefit-UW	234.74	686,068.02	686,222.80	79.96	79.96

RECEIPTS & DISBURSEMENTS FOR TREASURY FUNDS

	August 1, 2024		August 2024		August 31, 2024		
	Beginning Book Balance		Plus Receipts	Less Disbursements	Ending Book Balance	Outstanding Warrants	Ending Cash Balance
PENSION TRUST FUNDS (Continued)							
662 Higher Ed Retirement Plan Supplemental Benefit -WSU	\$	\$ 72,230.38	\$ 72,230.38	\$	\$	\$	
663 Higher Ed Retirement Plan Supplemental Benefit-EWU	6,763.15	13,428.58	13,722.47	6,469.26	6,469.26	
664 Higher Ed Retirement Plan Supplemental Benefit-CWU	8,693.22	8,693.22	
665 Higher Ed Retirement Plan Supplemental Benefit-TESC	3,172.93	3,172.93	
667 Higher Ed Retirement Plan Supplemental Benefit-WWU	11,427.06	11,427.06	
668 Higher Ed Retirement Plan Supplemental Benefit -SBCTC	59,969.04	59,969.04	
722 Deferred Compensation Principal	7,521,841.90	84,667,483.25	85,261,201.67	6,928,123.48	10,177.89	6,938,301.37	
729 Judicial Retirement Principal	11,906.14	2,666.14	3,395.13	11,177.15	11,177.15	
819 LEOFF Plan 1 Retirement	3,070,864.27	34,637,043.86	34,400,774.77	3,307,133.36	68,869.03	3,376,002.39	
829 LEOFF Plan 2 Retirement	8,022,049.82	105,181,506.79	104,549,861.27	8,653,695.34	147,429.44	8,801,124.78	
882 Washington Judicial Retirement System	10,323,412.76	35,858.24	538,791.91	9,820,479.09	9,820,479.09	
TOTAL PENSION TRUST FUNDS	\$ 101,238,171.04	\$ 1,216,767,640.02	\$ 1,195,085,424.27	\$ 122,920,386.79	\$ 2,450,970.64	\$ 125,371,357.43	
CUSTODIAL FUNDS							
01P Suspense	\$ 101,814,505.32	\$ 3,072,290,665.81	\$ 3,090,849,662.63	\$ 83,255,508.50	\$ 228,425.00	\$ 83,483,933.50	
01R Undistributed Receipts	33,829.24	33,829.24	33,829.24	
01T Local Leasehold Excise Tax	2,604,209.36	2,502,699.31	101,510.05	101,510.05	
034 Local Sales and Use Tax	
035 State Payroll Revolving	15,888,940.91	764,065,556.92	747,777,804.96	32,176,692.87	2,001,224.36	34,177,917.23	
768 Local Real Estate Excise Tax	
795 State Investment Board Commingled Monthly Bond	90.28	90.28	
865 State Investment Board Commingled Trust	10,416.29	10,416.29	
877 OASI Contribution	
TOTAL CUSTODIAL FUNDS	\$ 120,341,484.83	\$ 3,836,366,729.30	\$ 3,841,140,673.47	\$ 115,567,540.66	\$ 2,229,649.36	\$ 117,797,190.02	
TOTAL TREASURY FUNDS	\$ 17,034,547,602.28	\$ 11,024,396,116.19	\$ 14,029,629,705.07	\$ 14,029,314,013.40	\$ 116,401,930.09	\$ 14,145,715,943.49	

NOTE: Funds with zero balances that are scheduled to become inactive may no longer appear on this report.

RECEIPTS & DISBURSEMENTS FOR TREASURER'S TRUST FUNDS

	August 1, 2024		August 2024		August 31, 2024	
	Beginning Book Balance	Plus Receipts	Less Disbursements	Ending Book Balance	Outstanding Warrants	Ending Cash Balance
GENERAL FUND						
06N Local Tax Administration	\$	\$	\$	\$	\$	\$
07F Commercial Fisheries Buyback
08B Foster Care Endowed Scholarship Trust	17,493.36	58.64	17,552.00	17,552.00
08E Individual Development Account Program	2,188.82	7.34	2,196.16	2,196.16
08N State Financial Aid	4,471,145.39	11,061,213.64	2,657,542.90	12,874,816.13	3,863.14	12,878,679.27
08T Transportation Innovative Partnership
11M Poet Laureate	115.55	115.55	115.55
11R Hospital Infection Control Grant
12L Outdoor Education and Recreation Prog	4,882,304.47	462,453.96	4,419,850.51	4,419,850.51
12P Geoduck Aquaculture Research
131 Fair	4,222,947.39	14,214.91	4,269.63	4,232,892.67	9,478.99	4,242,371.66
14N Legislative Oral History	84,139.20	84,139.20	84,139.20
14P Skeletal Human Remains Assistance	636,848.17	3,874.92	632,973.25	632,973.25
15B Food Animal Vet Scholarship
15N Business Assistance
16F Washington State Flag
16K Mortgage Recovery
16R Multiagency Permitting Team	104,439.99	350.10	104,790.09	104,790.09
17R Aerospace Training Student Loan	183,442.95	7,647.14	6,251.36	184,838.73	45.69	184,884.42
18C Native Education Public-Private Partnership
18F High School Completion
18G Opportunity Scholarship Match Transfer	11,140,312.12	3,256,000.00	2,951,820.42	11,444,491.70	11,444,491.70
18K 24/7 Sobriety	21,370.67	487.04	21,857.71	21,857.71
18V Science, Technology, Engineering and Math Education Lighthouse
19J Universal Communications Services	253,882.84	3,308.78	250,574.06	250,574.06
20L Early Start	130,497.79	130,497.79	130,497.79
21J Gina Grant Bull Memorial Legislative Page Scholarship	(2,333,195.56)	(1,808.86)	(300.00)	(2,334,704.42)	(2,334,704.42)
21L Low-Income Home Rehabilitation	244,060.66	818.12	244,878.78	244,878.78
21T Suicide-Safer Homes Project	25,000.01	25,000.01	25,000.01
22A State Agency Office Relocation Pool	3,739,989.87	39.71	3,739,950.16	3,739,950.16
22B Highway Worker Memorial Scholarship
22S Landlord Mitigation Program	4,592,859.40	226,473.72	29,873.68	4,789,459.44	249,079.47	5,038,538.91
22V Medical Student Loan	1,751,479.24	1,751,479.24	1,751,479.24

RECEIPTS & DISBURSEMENTS FOR TREASURER'S TRUST FUNDS

	August 1, 2024		August 2024		August 31, 2024		
	Beginning Book Balance		Plus Receipts	Less Disbursements	Ending Book Balance	Outstanding Warrants	Ending Cash Balance
GENERAL FUND (Continued)							
23B Rural Jobs Program Match Transfer	\$ 399,895.86	\$	4,000.00	\$	403,895.86	\$	403,895.86
23E Washington History Day	116,010.96		(447.00)		102,800.11		102,800.11
23F Open Educational Resources
23L Indian Health Improvement Reinvestment	1,562,853.30		32,309.51		1,551,077.62		1,551,077.62
24A Behavioral Health Loan Repayment & Scholarship Program	11,551,779.77		61,797.04		11,130,904.69	38,707.06	11,169,611.75
24F Veterans Service Officer
24W Undocumented Student Support Loan Match
25B Unemployment Insurance Relief	30,284.75			30,284.75		30,284.75
25E Rosa Franklin Legislative Internship Program Scholarship	2,153.29		7.22		2,160.51		2,160.51
25J Department of Transportation Purple Heart State
25K Department of Veterans' Affairs Purple Heart State	803.97			803.97		803.97
25L Military Department Purple Heart State
26F Billy Frank Jr. National Statuary Hall Collection
27E Equitable Access to Credit Program	6,670,111.00		340,000.00		7,010,111.00		7,010,111.00
27H Veterans & Military Members Suicide Prevention	17,308.00		480.00		17,788.00		17,788.00
27M WA State Global War on Terror Memorial	12,650.00			12,650.00		12,650.00
28B Employee Ownership Revolving Loan Program
28N Surgical Smoke Evacuation	300,000.00			300,000.00		300,000.00
28Q Port District Equity Fund	1,000,000.00			1,000,000.00		1,000,000.00
290 Savings Incentive	1,981,093.39			1,981,093.39		1,981,093.39
447 Information Technology Investment Revolving	51,614,256.84		(55,748.90)		50,087,719.00	58,471.33	50,146,190.33
490 Regional Transportation Investment District
514 Agricultural Conservation Easements
534 Washington Graduate Fellowship Trust	489.80			489.80		489.80
551 Washington Youth and Families	124,634.31			124,634.31		124,634.31
552 Conservation Assistance Revolving	463,714.45			463,714.45		463,714.45
653 Washington Distinguished Professorship Trust
703 COVID-19 Unemployment
704 COVID-19 Public Health Response	(3,433,276.79)		2,873,960.06	15,133,898.51	(15,693,215.24)	1,731,161.74	(13,962,053.50)
708 Salary/Insurance Contribution Increase Revolving	169,080.41			169,080.41		169,080.41
743 College Faculty Awards Trust	186.14			186.14		186.14
747 Health Professional Loan Repayment & Scholarship Program	35,063,269.38		757.28	1,500,944.21	33,563,082.45	143,964.16	33,707,046.61

RECEIPTS & DISBURSEMENTS FOR TREASURER'S TRUST FUNDS

		August 1, 2024	August 2024			August 31, 2024		
		Beginning Book Balance	Plus Receipts	Less Disbursements	Ending Book Balance	Outstanding Warrants	Ending Cash Balance	
GENERAL FUND (Continued)								
748	WA Career and College Pathways Innov Challenge	\$ 16,369,499.51	\$ 40,710.72	\$ 913,678.83	\$ 15,496,531.40	\$	\$ 15,496,531.40	
781	Cross-State Trail	473.10	473.10	473.10	
793	Health Insurance Pool	
835	Four Year Student Child Care in Higher Education	92,991.39	92,991.39	92,991.39	
TOTAL GENERAL FUND		\$ 158,281,585.16	\$ 17,863,287.72	\$ 25,677,967.01	\$ 150,466,905.87	\$ 2,234,771.58	\$ 152,701,677.45	
SPECIAL REVENUE FUNDS								
01F	Crime Victims' Compensation	\$ 4,586,007.36	\$ (2,425,029.77)	\$	\$ 2,160,977.59	\$	\$ 2,160,977.59	
03K	Industrial Insurance Premium Refund	8,413,047.48	161,075.01	238,345.09	8,335,777.40	4,552.72	8,340,330.12	
04F	Real Estate Education Program	644,066.34	4,276.81	9,844.19	638,498.96	638,498.96	
06H	Oral History, State Library, and Archives	77,308.64	19,914.66	19,610.57	77,612.73	77,612.73	
06J	Securities Prosecution	1,064,500.00	25,000.00	1,089,500.00	1,089,500.00	
07A	Mortgage Lending Fraud Prosecution	138,825.86	16,750.85	36,270.00	119,306.71	119,306.71	
07B	Organ and Tissue Donation Awareness	49,339.79	52,147.50	50,803.58	50,683.71	50,683.71	
07E	Contract Harvesting Revolving	9,907,134.47	(344,910.76)	(1,581,476.12)	11,143,699.83	557.70	11,144,257.53	
07J	"Helping Kids Speak"	3,147.69	2,100.01	2,025.35	3,222.35	3,222.35	
07K	Special License Plate Applicant Trust	12,206.00	12,206.00	12,206.00	
07L	Legislative International Trade	735.85	735.85	735.85	
07N	Produce Railcar Pool	54.04	0.18	54.22	54.22	
07T	Commemorative Works	3,700.25	12.40	3,712.65	3,712.65	
07V	Fish and Wildlife Enforcement Reward	149,514.97	94,950.25	1,352.63	243,112.59	243,112.59	
08C	Gonzaga University Alumni Association	6,592.70	4,599.01	4,536.00	6,655.71	6,655.71	
08F	Lighthouse Environmental Programs	12,413.35	8,108.35	7,324.38	13,197.32	13,197.32	
08G	Flexible Spending Administrative	2,488,121.74	88,274.42	149,714.86	2,426,681.30	2,426,681.30	
08J	Prescription Drug Consortium	62,722.07	62,722.07	62,722.07	
08L	"Ski & Ride Washington"	6,332.89	2,765.00	2,590.00	6,507.89	2,590.00	9,097.89	
08P	State Parks Education and Enhancement	389,121.74	15,304.38	8,506.64	395,919.48	395,919.48	
08V	Veterans Stewardship	1,024,201.16	126,316.33	61,839.27	1,088,678.22	529.86	1,089,208.08	
08W	"Washington's National Park Fund"	34,999.97	30,674.04	30,639.07	35,034.94	35,034.94	
098	Eastern Washington Pheasant Enhancement	58,140.68	7,833.33	65,974.01	65,974.01	
09A	We Love Our Pets	12,688.59	5,268.68	5,119.35	12,837.92	12,837.92	
09B	Boating Safety Education Certification	893,654.32	36,795.00	21,234.37	909,214.95	1,625.00	910,839.95	
09J	Washington Coastal Crab Pot Buoy Tag	205,805.35	205,805.35	205,805.35	

RECEIPTS & DISBURSEMENTS FOR TREASURER'S TRUST FUNDS

	August 1, 2024		August 2024		August 31, 2024		
	Beginning Book Balance	Plus Receipts	Less Disbursements	Ending Book Balance	Outstanding Warrants	Ending Cash Balance	
SPECIAL REVENUE FUNDS (Continued)							
09K Life Sciences Discovery	\$ 665,760.09	\$ 2,392.22	\$	\$ 668,152.31	\$	\$ 668,152.31	
09L Nursing Resource Center	787,161.53	90,405.00	677.04	876,889.49	24.00	876,913.49	
10F "Share the Road"	16,439.72	6,323.35	5,677.01	17,086.06	17,086.06	
11A Employment Training Finance	268,737.62	24,051.89	292,789.51	292,789.51	
11J Electronic Products Recycling	1,165,811.41	9,290.02	1,156,521.39	1,156,521.39	
11P Large On-Site Sewage Systems	
11V Veteran Estate Management	(23,408.93)	37,797.74	35,207.67	(20,818.86)	0.26	(20,818.60)	
126 Agricultural Local	38,926,395.76	3,074,816.28	3,691,041.60	38,310,170.44	275,229.06	38,585,399.50	
128 Grain Inspection Revolving	489,866.80	1,106,837.68	1,017,643.63	579,060.85	7,079.15	586,140.00	
12E Assisted Living Facility Management	879,828.81	(17,989.71)	897,818.52	897,818.52	
12F Manufactured/Mobile Home Dispute Resol	2,125,601.53	37,275.83	47,726.83	2,115,150.53	2,115,150.53	
12G Rockfish Research	362,593.31	22,307.52	9,459.19	375,441.64	1.00	375,442.64	
12H Uniformed Service Shared Leave Pool	990,298.58	2,453.88	987,844.70	987,844.70	
12N Get Ready For Math & Science Schlarshp	344,742.94	1,693.21	346,436.15	346,436.15	
133 Children's Trust	423,081.76	3,626.98	38,941.10	387,767.64	387,767.64	
14E Washington State Library Operations	5,705,858.22	277,450.59	539,060.81	5,444,248.00	254.84	5,444,502.84	
14W Reduced Cigarette Ignition Propensity	957,552.05	4,714.74	1,200.45	961,066.34	961,066.34	
15T Broadband Mapping	
15V Funeral and Cemetery	959,763.69	105,325.13	194,170.87	870,917.95	6,278.76	877,196.71	
15W Guaranteed Asset Protection Waiver	19,750.00	19,750.00	19,750.00	
163 Worker and Community Right to Know	3,569,081.97	1,491,080.92	169,772.27	4,890,390.62	26.46	4,890,417.08	
169 Horse Racing Commission Operating	2,474,930.01	165,743.79	618,895.18	2,021,778.62	735.60	2,022,514.22	
16B Landscape Architects' License	428,776.69	8,171.63	11,063.74	425,884.58	425,884.58	
16E Spec Forest Products Outreach/Education	76,203.65	127.70	76,331.35	76,331.35	
16G Universal Vaccine Purchase	10,012,637.90	6,597,300.16	8,687,326.52	7,922,611.54	3,120,969.66	11,043,581.20	
16L Accessible Communities	1,184,806.48	24,395.53	1,057.15	1,208,144.86	1,208,144.86	
16N Disabled Veterans Assistance	1,025.00	1,025.00	1,025.00	
16T Mercury-Containing Light Product Stewardship Programs	327,632.90	(0.37)	327,633.27	327,633.27	
17L Foreclosure Fairness	1,046,443.65	140,043.36	46,563.24	1,139,923.77	212.66	1,140,136.43	
17M Individual-Based/Portable Background Check Clearance	157,352.16	36.00	157,316.16	157,316.16	
17V Volunteer Firefighters	6,356.01	3,192.01	3,420.68	6,127.34	6,127.34	
180 Local Government Administrative Hearings	184,614.44	5,985.00	525.00	190,074.44	190,074.44	
189 Clarke-McNary	

RECEIPTS & DISBURSEMENTS FOR TREASURER'S TRUST FUNDS

		August 1, 2024	August 2024			August 31, 2024		
		Beginning Book Balance	Plus Receipts	Less Disbursements	Ending Book Balance	Outstanding Warrants	Ending Cash Balance	
SPECIAL REVENUE FUNDS (Continued)								
18A	Investing In Innovation	\$	\$	\$	\$	\$	\$	\$
18E	Educator Certification Processing	5,226,641.14	216,457.53	209,002.92	5,234,095.75	1,727.00	5,235,822.75	
18M	Music Matters Awareness	8,159.66	6,435.34	6,367.67	8,227.33	8,227.33	
18N	Damage Prevention	153,868.14	18,300.00	8,525.54	163,642.60	6,066.52	169,709.12	
18R	Seattle Sounders FC	5,507.38	3,402.24	3,059.24	5,850.38	5,850.38	
190	Forest Fire Protection Assessment	8,684,506.91	19,229.65	652,368.96	8,051,367.60	65,273.68	8,116,641.28	
193	State Forest Nursery Revolving	2,143,045.99	6,678.93	168,622.04	1,981,102.88	8,412.29	1,989,515.17	
195	Energy	0.21	0.21	0.21	
197	Statute Law Committee Publications	820,508.08	470.75	3,461.22	817,517.61	68.53	817,586.14	
198	Access Road Revolving	3,380,607.32	4,820.82	583,885.16	2,801,542.98	1,139.49	2,802,682.47	
19B	School for the Blind	2,455,662.19	20,006.86	220,459.87	2,255,209.18	3,986.73	2,259,195.91	
19E	4-H Program	333.67	280.00	333.67	280.00	280.00	
19F	Seattle Seahawks	47,219.31	21,596.75	21,721.00	47,095.06	47,095.06	
19H	Center for Deaf/Hard of Hearing Youth	2,559,388.91	(141,370.64)	12,172.87	2,405,845.40	2,405,845.40	
19M	Seattle University	15,164.19	448.00	585.67	15,026.52	15,026.52	
19P	Child Rescue	131,981.00	3,973.41	135,954.41	135,954.41	
19R	Residential Services and Support	89,111.30	(3,000.00)	92,111.30	92,111.30	
19W	Wolf-Livestock Conflict	203,677.77	20.72	203,657.05	203,657.05	
205	Mobile Home Park Relocation	4,744,624.76	159,824.54	14,663.05	4,889,786.25	106.56	4,889,892.81	
206	Cost of Supervision	
209	Regional Fisheries Enhancement Group	1,354,520.19	58,821.64	32,167.85	1,381,173.98	236.97	1,381,410.95	
20A	State Flower	3,619.00	2,718.33	2,996.00	3,341.33	3,341.33	
20D	CPA Scholarship Transfer	100,000.00	100,000.00	100,000.00	
20E	WA Internet Crimes Against Children	1,468,872.42	1,468,872.42	1,468,872.42	
20G	Washington Farmers and Ranchers	284.67	448.00	140.00	592.67	592.67	
20P	Nursing Facility Quality Enhancement	6,776,320.83	6,776,320.83	6,776,320.83	
20W	Washington Tennis	15,772.11	158.67	15,930.78	15,930.78	
210	Fire Protection Contractor License	1,433,166.06	12,274.30	64,543.02	1,380,897.34	534.00	1,381,431.34	
213	Veterans' Emblem	29,220.43	245.00	29,465.43	29,465.43	
214	Temporary Worker Housing	243,989.83	1,212.00	27,089.17	218,112.66	218,112.66	
219	Air Operating Permit	3,945,707.17	(5,972.93)	132,764.00	3,806,970.24	32.56	3,807,002.80	
21A	Washington State Wrestling	1,064.00	728.00	980.00	812.00	812.00	
21F	Fred Hutch	476.00	723.34	504.00	695.34	695.34	
21G	Washington State Aviation	129,010.93	3,894.36	132,905.29	132,905.29	

RECEIPTS & DISBURSEMENTS FOR TREASURER'S TRUST FUNDS

	August 1, 2024		August 2024		August 31, 2024		
	Beginning Book Balance		Plus Receipts	Less Disbursements	Ending Book Balance	Outstanding Warrants	Ending Cash Balance
SPECIAL REVENUE FUNDS (Continued)							
21N NE WA Wolf-Livestock Management	\$ 1,119,789.49		\$ 1,984.99	\$ 156,533.65	\$ 965,240.83	\$ 8,450.50	\$ 973,691.33
21Q Forest Health Revolving	23,632,059.06		48,190.32	(51,868.53)	23,732,117.91	6,175.72	23,738,293.63
21U Veteran's In-State Service Shared Leave Pool	303,553.06		(676.25)	304,229.31	304,229.31
21W K-12 Criminal Background Check	1,026,306.68		194,319.09	178,684.72	1,041,941.05	200.00	1,042,141.05
225 Fingerprint Identification	7,592,248.73		1,232,719.75	1,960,323.20	6,864,645.28	3,322.03	6,867,967.31
22G Photovoltaic Module Recycling	14,238.87		14,238.87	14,238.87
22H Foster Parent Shared Leave Pool	356,065.33		356,065.33	356,065.33
22K Watershed Restoration Enhancement	970,700.00		139,650.00	1,110,350.00	1,110,350.00
22L Public Use General Aviation Airport Loan Revolving	6,704,827.31		57,332.63	200,830.08	6,561,329.86	6,561,329.86
22N Fish and Wildlife Federal Lands Revolving	(4.95)		4.94	(0.01)	(0.01)
22P Natural Resources Federal Lands Revolving	11,336,509.74		97,152.81	999,120.22	10,434,542.33	10,434,542.33
22Q Seattle Mariners	3,242.08		3,242.08	3,242.08
23A Student Loan Advocate	862,737.73		14,173.09	848,564.64	848,564.64
23C Department of Licensing Tuition Recovery	138,075.42		4,735.17	240.63	142,569.96	142,569.96
23D Student Achievement Council Tuition Recovery Trust	493,178.61		27,153.20	520,331.81	520,331.81
23K Smoke Detection Device Awareness
23M County Road Administration Board Emergency Loan	3,209,304.90		10,758.01	3,220,062.91	3,220,062.91
24C San Juan Islands Programs	4,454.35		5,310.68	4,538.35	5,226.68	5,226.68
24D Seattle Storm
24E Washington State Library-Archives Building	20,288,966.59		278,201.12	20,567,167.71	20,567,167.71
24G Hemp Regulatory	301,172.07		(159.36)	301,012.71	301,012.71
24R Energy Independence Act Special
24S Seattle NHL Hockey	3,461.50		3,501.75	3,564.75	3,398.50	3,398.50
24T State Firearms Background Check System	2,824,337.46		372,939.31	555,181.44	2,642,095.33	2,642,095.33
259 Coastal Crab	123,401.48		6,199.52	117,201.96	117,201.96
25A Washington Apples	473.67		3,411.34	2,991.34	893.67	893.67
25R Recycled Content	642,700.24		47,399.50	26,397.78	663,701.96	4.68	663,706.64
25S Recycling Enhancing
25V Washington State Attorney General Charitable Asset Protection	980,005.81		83,530.50	58,643.40	1,004,892.91	1,004,892.91
26G Energy Facility Site Eval Council	(756,956.50)		65,155.68	1,199,235.18	(1,891,036.00)	31,055.71	(1,859,980.29)
26J WA State Leadership Board Spec Lic Plate	571,797.89		(126,339.76)	445,458.13	445,458.13
26S Patches Pal License Plate	1,367.34		1,470.01	1,395.34	1,442.01	1,442.01

RECEIPTS & DISBURSEMENTS FOR TREASURER'S TRUST FUNDS

		August 1, 2024	August 2024		August 31, 2024		
		Beginning Book Balance	Plus Receipts	Less Disbursements	Ending Book Balance	Outstanding Warrants	Ending Cash Balance
SPECIAL REVENUE FUNDS (Continued)							
274	Adult Family Home	\$ 500,121.94	\$	\$ 18,600.28	\$ 481,521.66	\$ 7,086.84	\$ 488,608.50
27D	Driver Resource Center	1,322,678.89	423,671.41	899,007.48	899,007.48
27N	Washington Wine License Plate	6,493.67	1,136.34	893.67	6,736.34	893.67	7,630.01
27R	Medication for People Living with HIV Rebate Revenue	59,918,998.63	2,478,091.13	2,930,749.08	59,466,340.68	37,885.65	59,504,226.33
27S	Child Sexual Abuse/Trafficking Prevention
27U	Fire Protection Compliance
27V	WA State Attorney General Humane Detention
281	Impaired Driving Safety	(392,660.62)	75,226.34	(317,434.28)	(317,434.28)
283	Juvenile Accountability Incentive	332,593.97	1,114.90	333,708.87	333,708.87
28C	Responsible Battery Management
28D	Down Payment Assitance	250,000.00	250,000.00	250,000.00
28H	Homeowner Recovery	70.00	19,210.11	19,280.11	19,280.11
28L	WA State Eastern WA Cultural Land Feature
28P	Fallen Firefighter Memorial
28W	Fern Lodge Maintenance
297	Pipeline Safety	2,642,911.66	1,473,432.17	220,770.76	3,895,573.07	1,186.25	3,896,759.32
298	Geologists'	456,539.80	17,842.63	20,196.08	454,186.35	405.00	454,591.35
300	Financial Services Regulation	38,638,286.77	1,624,831.84	4,146,723.34	36,116,395.27	11,984.01	36,128,379.28
320	Puget Sound Crab Pot Buoy Tag	18,086.91	13,250.00	31,336.91	31,336.91
328	Crim Justice Training Commis Firing Range Maintenance	213,403.00	213,403.00	213,403.00
416	Surplus and Donated Food Commodities Revolving	5,060,800.15	79,751.55	2,319,269.75	2,821,281.95	2,821,281.95
424	Anti-Trust Revolving	510,967.69	3,263,302.19	2,511,966.07	1,262,303.81	1,510.30	1,263,814.11
474	School Employees Flexible & Dependent Care Administration	75,117.98	11,240.42	51,100.49	35,257.91	35,257.91
480	Financial Education Public-Private Partnership	141,041.17	141,041.17	141,041.17
485	Horse Racing Owners' Bonus/Breeder Awards	349,167.13	73,173.11	6,008.11	416,332.13	416,332.13
495	Toll Collection	24,698,383.71	21,542,910.66	18,160,302.27	28,080,992.10	84,328.82	28,165,320.92
496	Educator Conditional Scholarship	6,317,083.69	28,972.96	598,815.55	5,747,241.10	33,000.00	5,780,241.10
497	Horse Racing Commission Class C Purse Fund	288,110.22	6,782.21	294,892.43	294,892.43
498	Washington State Council of Fire Fighters Benevolent	17,386.40	11,757.69	11,944.37	17,199.72	17,199.72
499	Law Enforcement Memorial	51,320.10	27,871.72	26,357.38	52,834.44	52,834.44
501	Liquor Revolving	37,650,369.88	10,337,704.50	6,493,886.14	41,494,188.24	195,779.24	41,689,967.48

RECEIPTS & DISBURSEMENTS FOR TREASURER'S TRUST FUNDS

	August 1, 2024		August 2024		August 31, 2024		
	Beginning Book Balance		Plus Receipts	Less Disbursements	Ending Book Balance	Outstanding Warrants	Ending Cash Balance
SPECIAL REVENUE FUNDS (Continued)							
503 Tuition Recovery	\$ 4,698,434.23		\$ 21,538.28	\$ 2,177.62	\$ 4,717,794.89	\$	\$ 4,717,794.89
515 DNA Data Base	1,043,445.01		12,189.77	108,328.98	947,305.80	947,305.80
516 Fruit and Vegetable Inspection	7,362,988.55		2,897,155.74	1,602,963.27	8,657,181.02	14,482.31	8,671,663.33
536 Federal Food Service Revolving	2,442,212.11		7,040,888.69	6,965,168.97	2,517,931.83	277,055.27	2,794,987.10
553 Performance Audits of Government	17,862,473.90		2,340,446.65	2,321,997.49	17,880,923.06	8.84	17,880,931.90
561 Community Technical College Innovation	1,853,375.54		353,866.12	(1,185,583.25)	3,392,824.91	3,392,824.91
687 Rural Rehabilitation	21,741.22		72.88	21,814.10	21,814.10
688 Federal Local Rail Service Assistance	87,230.28		245.79	87,476.07	87,476.07
731 Child Care Facility Revolving	79,424.41		266.24	79,690.65	79,690.65
732 Nursing Home Civil Penalties	3,009,890.87		(479,598.49)	3,489,489.36	3,489,489.36
746 Hanford Area Economic Investment	38,776.13		3,749.94	74.67	42,451.40	42,451.40
749 Governor's Interagency Committee of State Employed Women	174,218.74		9,000.00	136.99	183,081.75	183,081.75
761 Basic Health Plan Subscription	250,744.09		250,744.09	250,744.09
763 Center for the Improvement of Student Learning	35,600.68		35,600.68	35,600.68
773 Commission on Higher Ed Prof Student Ex Program	51,200.00		51,200.00	51,200.00
774 University of Washington License Plate	34,694.46		26,677.07	61,371.53	61,371.53
776 Washington State University License Plate	60,540.82		62,402.82	122,943.64	122,943.64
778 Western Washington University License Plate	1,983.34		1,708.01	2,823.34	868.01	868.01
779 Eastern Washington University License Plate	118,007.40		5,303.70	123,311.10	123,311.10
780 School Zone Safety Account	1,545,739.82		21,214.92	11,151.02	1,555,803.72	10,266.41	1,566,070.13
783 Central Washington University License Plate	22,824.73		1,586.68	24,411.41	24,411.41
784 Miscellaneous Transportation Programs	(59,581,212.98)		35,166,854.67	42,885,113.70	(67,299,472.01)	184,735.03	(67,114,736.98)
786 The Evergreen State College License Plate	7,737.35		728.00	8,465.35	8,465.35
789 Advanced Environmental Mitigation Revolving	1,580,167.81		13,781.05	1,593,948.86	1,593,948.86
816 Stadium and Exhibition Center	7,871,040.53		(2,172,431.16)	6,543,306.16	(844,696.79)	(844,696.79)
821 Impaired Physician	566,285.79		268,510.00	346,414.34	488,381.45	200.00	488,581.45
823 Livestock Nutrient Management	35,533.76		350.00	350.00	35,533.76	35,533.76
833 Developmental Disabilities Endowment Trust	4,138,911.71		328,304.85	336,013.48	4,131,203.08	4,131,203.08
834 Capitol Furnishings Preservation Committee	64,004.48		64,004.48	64,004.48
878 Federal Forest Revolving	14,122.35		47.34	14,169.69	14,169.69
880 Advance Right-of-Way Revolving	30,288,446.34		497,600.76	30,786,047.10	30,786,047.10
884 Gambling Revolving	20,941,840.66		1,374,372.70	1,345,499.29	20,970,714.07	11,633.18	20,982,347.25
885 Plumbing Certificate	1,475,059.06		116,624.93	152,021.84	1,439,662.15	545.48	1,440,207.63

RECEIPTS & DISBURSEMENTS FOR TREASURER'S TRUST FUNDS

		August 1, 2024	August 2024			August 31, 2024		
		Beginning Book Balance	Plus Receipts	Less Disbursements	Ending Book Balance	Outstanding Warrants	Ending Cash Balance	
SPECIAL REVENUE FUNDS (Continued)								
892	Pressure Systems Safety	\$ 1,239,180.25	\$ 256,844.31	\$ 210,630.82	\$ 1,285,393.74	\$ 899.33	\$ 1,286,293.07	
TOTAL SPECIAL REVENUE FUNDS		\$ 462,204,060.76	\$ 103,865,013.73	\$ 120,770,685.57	\$ 445,298,388.92	\$ 4,431,345.33	\$ 449,729,734.25	
CAPITAL PROJECTS FUNDS								
366	Watershed Restoration Enhancement Bond	\$ 10,045,693.29	\$	\$ 1,773,152.47	\$ 8,272,540.82	\$ 18,619.72	\$ 8,291,160.54	
377	Watershed Restoration Enhancement Taxable Bond	\$	\$	\$	\$	\$	\$	
TOTAL CAPITAL PROJECTS FUNDS		\$ 10,045,693.29	\$	\$ 1,773,152.47	\$ 8,272,540.82	\$ 18,619.72	\$ 8,291,160.54	
PERMANENT FUNDS								
842	American Indian Scholarship Endowment	\$ 301,077.09	\$ 2,509.25	\$ 4,500.00	\$ 299,086.34	\$	\$ 299,086.34	
852	Foster Care Scholarship Endowment	4,124.69	13.82	\$	4,138.51	\$	4,138.51	
TOTAL PERMANENT FUNDS		\$ 305,201.78	\$ 2,523.07	\$ 4,500.00	\$ 303,224.85	\$	\$ 303,224.85	
ENTERPRISE FUNDS								
22E	Family and Medical Leave Enforcement	\$ 444,956.56	\$ 3,595.69	\$	\$ 448,552.25	\$	\$ 448,552.25	
22F	Family and Medical Leave Insurance	188,801,595.64	330,089,505.35	165,344,553.66	353,546,547.33	802,743.84	354,349,291.17	
413	Municipal Revolving	6,857,930.32	3,810,758.19	3,770,962.88	6,897,725.63	110.16	6,897,835.79	
438	Uniform Dental Plan Benefits Administration	695,547.33	700,447.00	1,244,275.20	151,719.13	\$	151,719.13	
439	Uniform Medical Plan Benefits Administration	5,172,990.81	5,712,700.00	5,771,450.36	5,114,240.45	\$	5,114,240.45	
442	Legislative Gift Center	261,079.37	37,089.48	18,558.52	279,610.33	3,186.19	282,796.52	
445	Self-Insured Emplryr Overpymt Reimb	1,671,247.76	101,208.13	\$	1,772,455.89	\$	1,772,455.89	
446	Industrial Insurance Rainy Day Fund	\$	(41.80)	\$	(41.80)	\$	(41.80)	
449	Certificates of Participation and Other Financing - Local	469,286.67	1,408,334.77	1,408,884.77	468,736.67	400,061.00	868,797.67	
456	Separately Managed State Treasurer's Service	245,166.53	18,238.98	23,313.85	240,091.66	\$	240,091.66	
470	Imaging	220,910.66	22,101.97	28,720.01	214,292.62	\$	214,292.62	
473	School Employees Insurance Reserve	83,756,887.83	280,763.99	\$	84,037,651.82	\$	84,037,651.82	
475	School Employees Dental Benefits Administration	529,305.39	476,360.00	944,728.99	60,936.40	\$	60,936.40	
493	School Employees' Insurance	(58,551,627.40)	172,674,239.93	176,619,261.24	(62,496,648.71)	337,860.23	(62,158,788.48)	
494	School Employees' Benefits Board Administration	1,994,281.56	2,470,270.00	2,309,120.15	2,155,431.41	\$	2,155,431.41	
543	Judicial Information Systems	11,218,146.65	1,310,707.11	3,921,366.07	8,607,487.69	9,688.32	8,617,176.01	
544	Pollution Liability Insurance Program Trust	68,541,105.99	4,037,953.73	2,967,894.31	69,611,165.41	263.86	69,611,429.27	
545	Heating Oil Pollution Liability Trust	1,922,387.01	48,530.47	82,778.86	1,888,138.62	71.32	1,888,209.94	

RECEIPTS & DISBURSEMENTS FOR TREASURER'S TRUST FUNDS

		August 1, 2024	August 2024			August 31, 2024		
		Beginning Book Balance	Plus Receipts	Less Disbursements	Ending Book Balance	Outstanding Warrants	Ending Cash Balance	
ENTERPRISE FUNDS (Continued)								
567	Long-Term Services and Supports Trust	\$ 102,057,099.76	\$ 251,753,324.91	\$ 302,836,946.68	\$ 50,973,477.99	\$ 1,553,957.32	\$ 52,527,435.31	
721	Public Employees' and Retirees' Insurance	233,387,435.14	241,415,942.97	230,503,093.49	244,300,284.62	3,394,250.02	247,694,534.64	
730	Public Employees' and Retirees' Insurance Reserve	172,043,447.67	576,712.02	172,620,159.69	172,620,159.69	
788	Advanced College Tuition Payment Program	14,257,233.85	21,572,965.78	27,550,511.33	8,279,688.30	3,131,779.38	11,411,467.68	
TOTAL ENTERPRISE FUNDS		\$ 835,996,415.10	\$ 1,038,521,708.67	\$ 925,346,420.37	\$ 949,171,703.40	\$ 9,633,971.64	\$ 958,805,675.04	
INTERNAL SERVICE FUNDS								
411	Natural Resources Equipment	\$ 19,183,132.30	\$ 16,677.23	\$ 40,258.43	\$ 19,159,551.10	\$ 17,280.26	\$ 19,176,831.36	
421	Education Technology Revolving Fund	19,585,553.88	1,684,834.40	17,900,719.48	38,728.16	17,939,447.64	
422	General Administration Services	82,327,792.93	24,647,981.10	22,761,769.53	84,214,004.50	943,726.86	85,157,731.36	
436	OFM Labor Relations Service	3,646,601.40	669,725.34	578,837.88	3,737,488.86	1,367.41	3,738,856.27	
444	Fish & Wildlife Equipment	915.94	183,644.07	63,013.83	121,546.18	121,546.18	
453	Minority and Women's Business Enterprises	3,541,012.55	122,207.12	383,609.88	3,279,609.79	3,307.00	3,282,916.79	
458	Washington Technology Solutions Revolving	13,754,283.03	17,766,928.77	16,089,544.52	15,431,667.28	305,034.78	15,736,702.06	
466	Statewide Info Tech System Development Revolving	49,522,954.50	14,671,691.84	6,108,142.44	58,086,503.90	18,324.26	58,104,828.16	
471	State Patrol Nonappropriated Airplane Revolving	144,793.65	210,866.00	44,318.79	311,340.86	311,340.86	
472	Statewide Info Tech System Maintenance & Operations Revolving	6,975,589.52	7,966,533.87	4,521,808.07	10,420,315.32	22,098.15	10,442,413.47	
546	Risk Management	(1,767,586.78)	8,072,664.83	14,241,741.50	(7,936,663.45)	(7,936,663.45)	
547	Liability	(252,567,473.00)	26,109,479.00	46,534,048.03	(272,992,042.03)	739,685.40	(272,252,356.63)	
739	Certificates of Participation and Other Financing - State	708,120.55	13,283.60	694,836.95	11,000.00	705,836.95	
TOTAL INTERNAL SERVICE FUNDS		\$ (54,944,309.53)	\$ 100,438,399.17	\$ 113,065,210.90	\$ (67,571,121.26)	\$ 2,100,552.28	\$ (65,470,568.98)	
PRIVATE PURPOSE FUNDS								
196	Unclaimed Personal Property	\$ 1,144,154.58	\$ 15,556,900.53	\$ 15,700,571.23	\$ 1,000,483.88	\$ 15,184,398.59	\$ 16,184,882.47	
463	WA College Savings Program	(579,551.96)	57,109.97	78,708.60	(601,150.59)	(601,150.59)	
738	Department of Social and Health Services Trust	53,654.52	53,654.52	53,654.52	
799	WA Achieving a Better Life Experience Program	187,749.78	567.55	188,317.33	188,317.33	
TOTAL PRIVATE PURPOSE FUNDS		\$ 806,006.92	\$ 15,614,578.05	\$ 15,779,279.83	\$ 641,305.14	\$ 15,184,398.59	\$ 15,825,703.73	
PENSION TRUST FUNDS								
838	LEOFF Retirement System Benefits Improvement	\$	\$	\$	\$	\$	\$	

RECEIPTS & DISBURSEMENTS FOR TREASURER'S TRUST FUNDS

	August 1, 2024		August 2024		August 31, 2024		
	Beginning Book Balance		Plus Receipts	Less Disbursements	Ending Book Balance	Outstanding Warrants	Ending Cash Balance
TOTAL PENSION TRUST FUNDS	\$	\$	\$	\$	\$	\$	\$
CUSTODIAL FUNDS							
165 Salary Reduction	\$ 6,443,605.55	\$ 3,857,201.35	\$ 2,564,790.19	\$ 7,736,016.71	\$	\$ 7,736,016.71	
16C Real Estate/Property Tax Admin Assistance	49,610.00	93,505.00	96,362.50	46,752.50	46,752.50	
17A County 911 Excise Tax	7,212,557.05	(200,418.41)	7,412,975.46	7,412,975.46	
525 Washington State Combined Fund Drive	313,303.26	310,922.42	50,036.49	574,189.19	87,427.07	661,616.26	
660 Natural Resources Deposit	42,171,178.16	26,543,047.97	27,462,799.69	41,251,426.44	369,389.81	41,620,816.25	
734 Centennial Document Preservation and Modernization	168,217.01	186,164.60	354,381.61	354,381.61	
737 High Occupancy Vehicle	
757 Maritime Historic Restoration and Preservation	3,034.90	574.66	3,609.56	3,609.56	
797 Local Tourism Promotion	2,443,087.00	(92,149.06)	2,535,236.06	2,535,236.06	
802 School Employees Salary Reduction	(2,151,251.91)	2,053,912.32	1,086,302.10	(1,183,641.69)	(1,183,641.69)	
TOTAL CUSTODIAL FUNDS	\$ 56,653,341.02	\$ 33,045,328.32	\$ 30,967,723.50	\$ 58,730,945.84	\$ 456,816.88	\$ 59,187,762.72	
TOTAL TREASURER'S TRUST FUNDS	\$ 1,469,347,994.50	\$ 1,309,350,838.73	\$ 1,233,384,939.65	\$ 1,545,313,893.58	\$ 34,060,476.02	\$ 1,579,374,369.60	

NOTE: Funds with zero balances that are scheduled to become inactive may no longer appear on this report.

INVESTMENT STATEMENT

Fund / Account	August 1, 2024	Purchased	Maturities & Sales	Amortization	August 31, 2024
Treasury & Treasurer's Trust					
Investments (trade date basis)	\$ 18,933,542,716.56	\$ 3,704,974,100.56	\$ 7,073,810,958.88	\$ 9,247,963.52	\$ 15,573,953,821.76
Reverse Repurchase Agreements
Purchased Accrued Interest	2,428,491.84	339,772.04	389,268.37	2,378,995.51
Total Treasury & Treasurer's Trust	<u>\$ 18,935,971,208.40</u>	<u>\$ 3,705,313,872.60</u>	<u>\$ 7,074,200,227.25</u>	<u>\$ 9,247,963.52</u>	<u>\$ 15,576,332,817.27</u>
Local Government Investment Pool					
Investments (trade date basis)	\$ 27,030,865,990.46	\$ 160,975,253,114.67	\$ 163,686,000,000.00	\$ 35,122,798.82	\$ 24,355,241,903.95
Reverse Repurchase Agreements
Purchased Accrued Interest
Total Local Government Investment Pool	<u>\$ 27,030,865,990.46</u>	<u>\$ 160,975,253,114.67</u>	<u>\$ 163,686,000,000.00</u>	<u>\$ 35,122,798.82</u>	<u>\$ 24,355,241,903.95</u>
Separately Managed Accounts					
Investments (trade date basis)	\$ 1,084,419,601.59	\$ 41,433,907.84	\$ 41,661,186.72	\$ 682,226.69	\$ 1,084,874,549.40
Purchased Accrued Interest	200,051.79	188,367.88	199,137.17	189,282.50
Total Separately Managed Accounts	<u>\$ 1,084,619,653.38</u>	<u>\$ 41,622,275.72</u>	<u>\$ 41,860,323.89</u>	<u>\$ 682,226.69</u>	<u>\$ 1,085,063,831.90</u>
Total All Accounts	<u>\$ 47,051,456,852.24</u>	<u>\$ 164,722,189,262.99</u>	<u>\$ 170,802,060,551.14</u>	<u>\$ 45,052,989.03</u>	<u>\$ 41,016,638,553.12</u>

INVESTMENT INTEREST INCOME & CAPITAL GAINS

Fund / Account	August 2024	August 2023	Fiscal Year 2025	Fiscal Year 2024
Treasury & Treasurer's Trust				
Cash	\$ 50,545,993.01	\$ 34,840,316.98	\$ 128,143,965.11	\$ 81,406,526.53
Custody Bank Fees	(14,533.20)	(0.01)	(29,012.39)
Other Bank Fees	(2,903.66)	(2,492.16)	(5,431.47)	(5,118.23)
Amortization	9,247,963.52	16,845,655.69	19,106,383.16	34,000,515.61
Accrued Interest	(572,207.78)	5,692,692.53	(18,967,676.69)	1,838,000.83
Gains and Losses	166,844.13	192,435.08
Total Treasury & Treasurer's Trust	\$ 59,385,689.22	\$ 57,361,639.84	\$ 128,469,675.18	\$ 117,210,912.35
Local Government Investment Pool				
Cash	\$ 85,906,603.08	\$ 55,183,761.11	\$ 176,615,121.88	\$ 119,456,359.28
Amortization	35,122,798.82	38,226,524.56	74,609,675.82	84,751,571.79
Accrued Interest	(5,254,376.01)	7,785,259.72	(14,540,482.09)	(3,986,208.65)
Gains and Losses	35,039.86	7,274.06
Total Local Government Investment Pool	\$ 115,775,025.89	\$ 101,195,545.39	\$ 236,719,355.47	\$ 200,228,996.48
Separately Managed Accounts				
Cash	\$ 1,970,701.83	\$ 1,471,692.52	\$ 5,176,796.10	\$ 3,239,449.65
Amortization	682,226.69	334,764.24	1,339,149.26	666,093.84
Accrued Interest	218,850.92	231,958.96	(754,494.46)	73,254.02
Gains and Losses
Total Separately Managed Accounts	\$ 2,871,779.44	\$ 2,038,415.72	\$ 5,761,450.90	\$ 3,978,797.51
Total All Accounts	\$ 178,032,494.55	\$ 160,595,600.95	\$ 370,950,481.55	\$ 321,418,706.34

**MIKE PELLICCIOTTI
STATE TREASURER
PO BOX 40200
OLYMPIA WA 98504-0200**

