

WASHINGTON STATE LOCAL GOVERNMENT INVESTMENT POOL

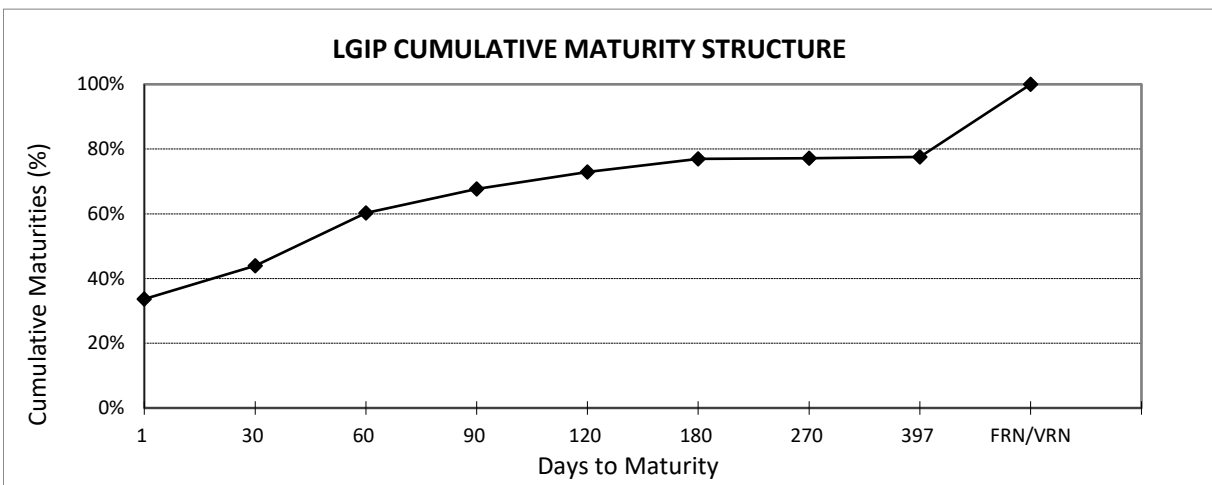
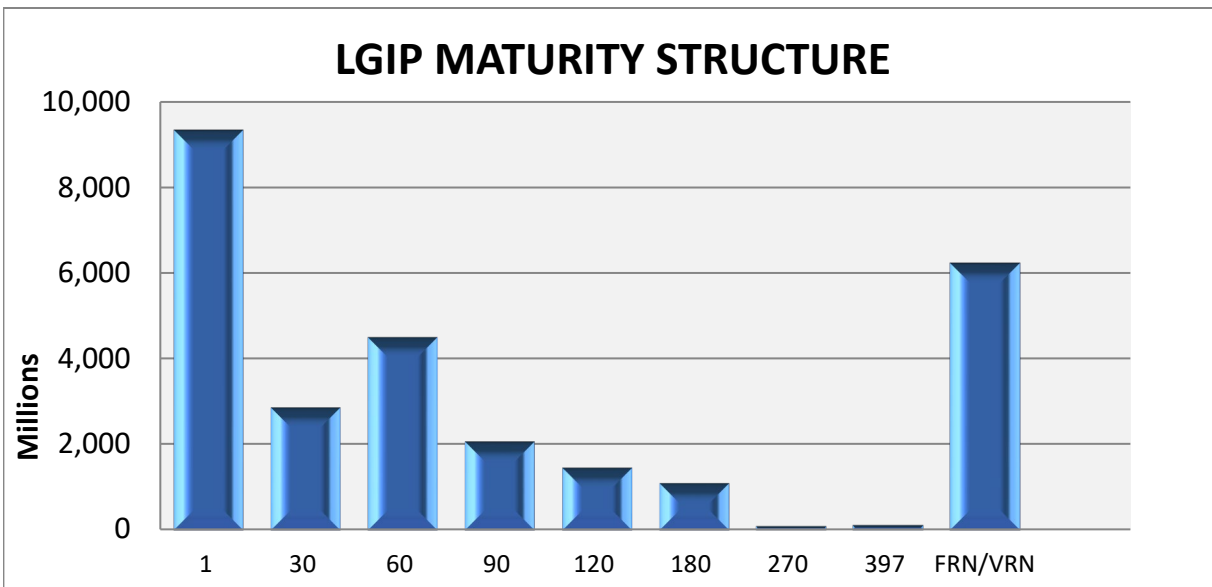
November 30, 2024

<u>DAYS TO MATURITY</u>	<u>\$ MATURING (PAR VALUE)*</u>	<u>% MATURING</u>	<u>CUMULATIVE % MATURING</u>
1	9,345.66	33.7%	33.7%
2-30	2,870.00	10.3%	44.0%
31-60	4,510.25	16.2%	60.2%
61-90	2,075.00	7.5%	67.7%
91-120	1,460.00	5.3%	73.0%
121-180	1,100.00	4.0%	76.9%
181-270	74.51	0.3%	77.2%
271-397	100.00	0.4%	77.5%
FRN/VRN	6,235.00	22.5%	100.0%

PORTFOLIO TOTAL:

27,770.42

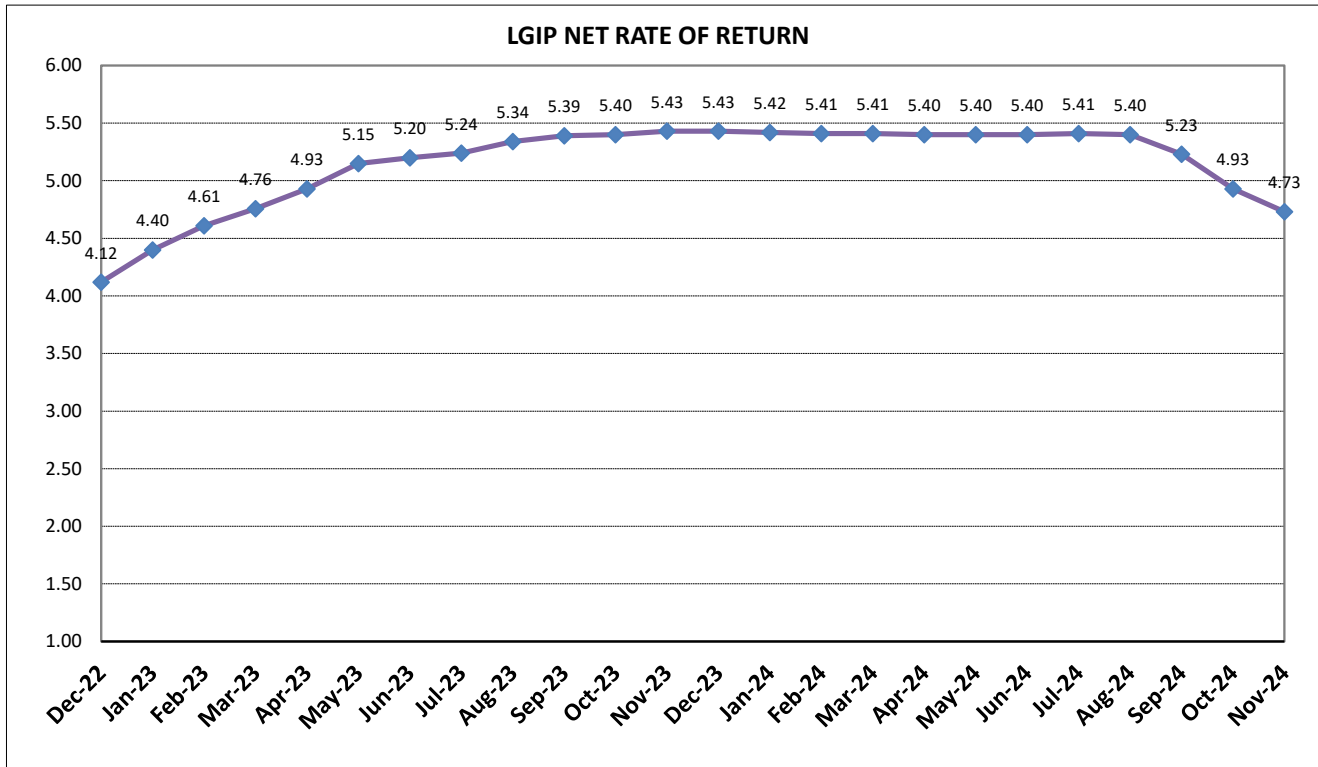
* Amounts in millions of dollars



**WASHINGTON STATE
LOCAL GOVERNMENT INVESTMENT POOL
November 30, 2024**

Investment Type	Average Balance	Nov-24	Average Balance	2024
	Nov-24	Percentage	CY 2024	Percentage
Agency Bullets	0.00	0.00%	12,529,792.95	0.05%
Agency Discount Notes	878,964,672.15	3.12%	361,219,830.40	1.45%
Agency Floating Rate Notes	5,205,089,069.92	18.49%	4,589,140,064.72	18.44%
Agency Variable Rate Notes	0.00	0.00%	0.00	0.00%
Certificates of Deposit	93,250,000.00	0.33%	115,833,582.09	0.47%
IB Bank Deposit	4,612,489,865.80	16.39%	4,409,526,453.45	17.71%
Repurchase Agreements	6,455,344,827.58	22.94%	6,502,850,746.18	26.12%
SOFR Floating Rate Notes	0.00	0.00%	0.00	0.00%
Supras - Bullets	73,095,201.25	0.26%	6,977,498.02	0.03%
Supras - Discount Notes	421,533,363.98	1.50%	331,662,225.46	1.33%
Supras- Floating Rate Notes	0.00	0.00%	0.00	0.00%
Supras - Variables	0.00	0.00%	0.00	0.00%
Term Repurchase Agreements	434,482,758.62	1.54%	337,313,432.83	1.36%
U.S. Treasury Securities	9,188,782,545.47	32.65%	7,146,197,887.76	28.71%
US Treasury Floating Rate Notes	780,930,903.95	2.77%	1,079,122,309.52	4.34%
Total Avg Daily Balance	28,143,963,208.72	100.00%	24,892,373,823.38	100.00%

Avg Days to Maturity 28 days



* Rates are calculated on a 365-day basis