



# Washington State Treasurer's Monthly Report

October 2024



**MIKE PELLICCIOTTI**  
State Treasurer

In accordance with the Americans with Disabilities Act, this publication will be made available in alternate formats upon request to the Office of the State Treasurer, Legislative Building, 2nd Floor, Olympia, Washington 98504-0200, telephone (360) 902-9000, fax (360) 902-9037 or TTY Users Call: 7-1-1. Web Site: <http://tre.wa.gov>.

Cover photo taken by Treasurer's Office staff.

# TABLE OF CONTENTS

	<i>Page</i>
State Treasurer's Letter .....	1
General Fund .....	2
Treasury, Treasurer's Trust, Local Government Investment Pool (LGIP) & Separately Managed Accounts (SMA) Flowchart .....	3
Treasury and Treasurer's Trust Charts .....	4
General Fund & Local Government Investment Pool Charts .....	5
Receipts & Disbursements for Treasury Funds .....	6
Receipts & Disbursements for Treasurer's Trust Funds .....	20
Investment Statement .....	31
Investment Interest Income & Capital Gains .....	32





**Mike Pellicciotti**  
State Treasurer

State of Washington  
Office of the Treasurer  
Legislative Building  
PO Box 40200  
Olympia, Washington 98504

(360) 902-9000 TTY 7-1-1  
Fax: (360) 902-9037  
[www.tre.wa.gov](http://www.tre.wa.gov)



Fellow Washingtonians,

I am pleased to report on the operations of the Office of the State Treasurer for the month of October 2024. At the close of the month, the total of the treasury & treasurer's trust book balances was \$15.2 billion with investment earnings distributed for the month of \$49.2 million.

Sincerely,

A handwritten signature in blue ink that reads "Mike Pellicciotti". The signature is fluid and cursive.

Mike Pellicciotti  
Washington State Treasurer

# GENERAL FUND

## CURRENT MONTH AND FISCAL YEAR TO DATE COMPARISON

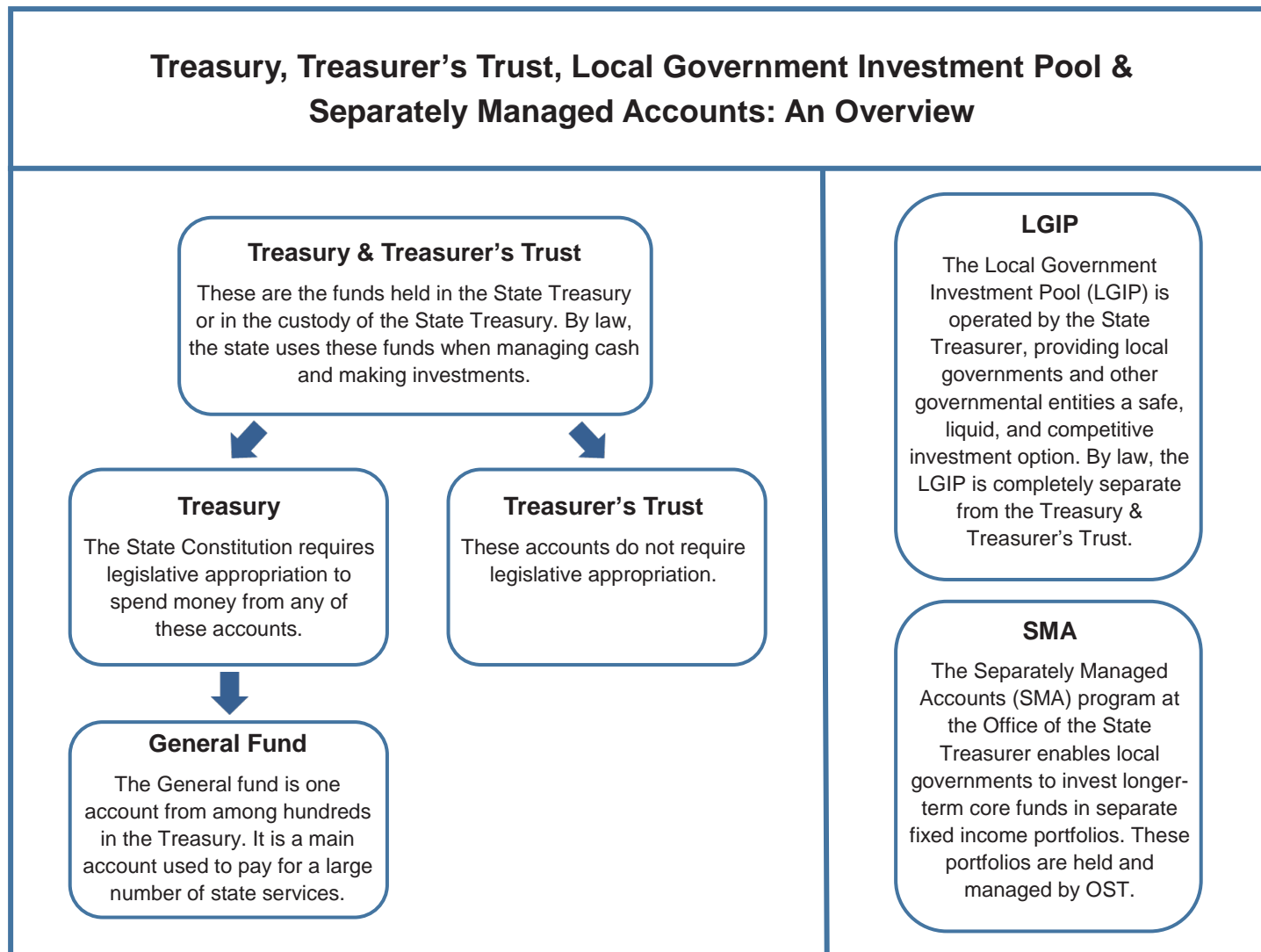
(In Millions)

	Month of October		Fiscal Year to Date	
	2024	2023	2025	2024
<b>Beginning Book Balance</b>	\$ (133.702)	\$ 670.410	\$ 3,526.332	\$ 4,445.348
<b>Cash Revenue</b>	\$ 3,968.564	\$ 4,081.560	15,410.807	14,266.243
Other Cash Receipts	454.260	575.941	1,751.667	3,202.394
<b>Total Cash Receipts</b>	4,422.824	4,657.501	17,162.474	17,468.637
<b>Total Cash Disbursements</b>	4,438.171	4,401.576	20,837.855	20,987.650
<b>Ending Book Balance</b>	\$ (149.049)	\$ 926.335	(149.049)	926.335
<b>Cash Revenue</b>				
Bond Retirement & Interest	\$ 0.000	\$ 0.000	\$ 0.000	\$ (0.118)
Secretary of State	5.043	4.423	17.926	16.817
<b>Department of Revenue:</b>				
Retail Sales Tax	1,264.889	1,262.557	5,173.373	5,057.793
Business & Occupation Tax	542.696	544.038	2,160.613	2,086.714
Compensating Tax	99.691	91.010	374.274	341.937
Cigarette Tax	22.576	20.548	89.193	71.901
Public Utility Tax	42.006	38.652	171.845	155.389
Various Other Revenue	365.855	199.795	569.775	282.676
Insurance Commission	3.032	2.443	211.193	200.923
Liquor and Cannabis Board	2.770	2.980	37.766	35.307
<b>Department of Licensing:</b>				
Excise Tax - Other	0.015	0.013	0.061	0.059
Various Other Revenue	0.593	0.351	16.908	5.525
Department of Social & Health Services	0.868	(19.975)	15.395	17.140
Universities & Colleges	0.000	0.129	(0.010)	0.129
Treasurer's Transfers	(24.787)	(23.221)	(115.770)	(195.007)
<b>Counties:</b>				
Property Tax	73.202	67.702	143.521	135.285
Real Estate Excise Tax	124.768	92.882	512.520	413.571
Various Other Revenue	3.713	3.406	14.590	13.431
Federal Grants-In-Aid (All Agencies)	1,334.532	1,548.474	5,596.717	5,197.150
Revenues Distributed to Local Governments	(1.705)	(0.356)	(2.825)	(1.425)
Other Agencies' Cash Revenue	108.807	245.709	423.742	431.046
<b>Total Cash Revenue</b>	\$ 3,968.564	\$ 4,081.560	\$ 15,410.807	\$ 14,266.243

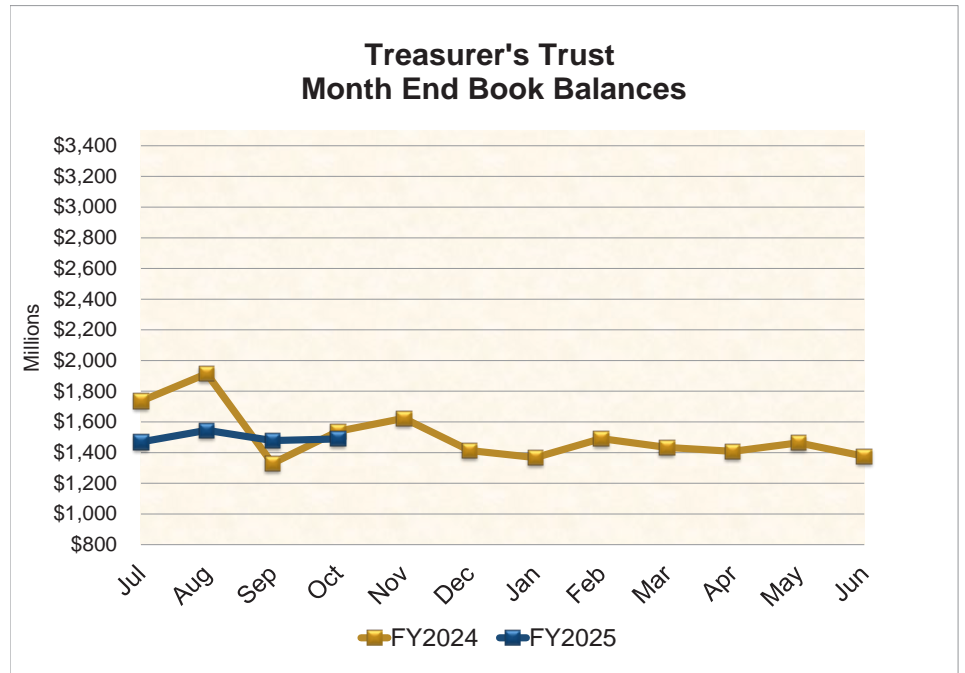
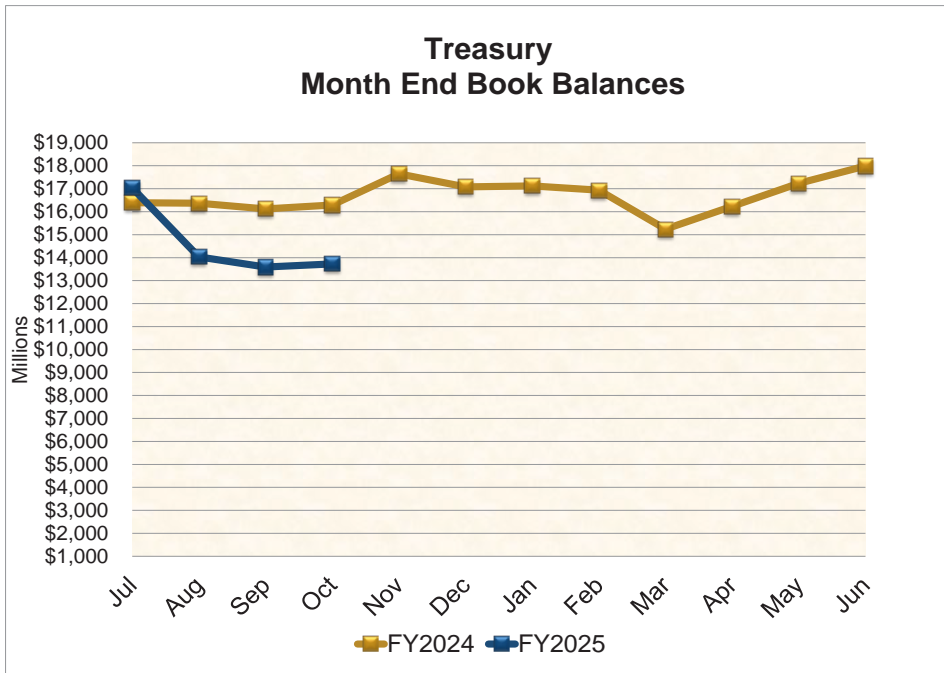
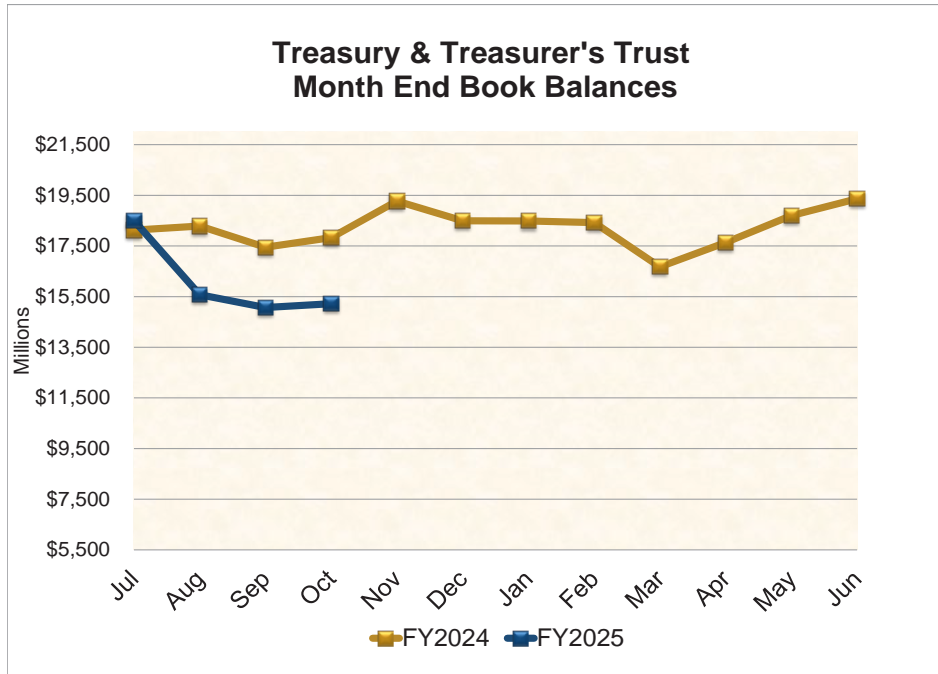
Source: Agency Financial Reporting System (AFRS)

# TREASURY, TREASURER'S TRUST, LGIP & SMA FLOWCHART

The Office of the State Treasurer (OST) is charged with the cash management of public funds, which includes two categories of state funds and accounts: (1) funds and accounts located in the state treasury, which are subject to legislative appropriation; and (2) Treasurer's trust funds, which are accounts placed in the custody of the State Treasurer and not typically subject to legislative appropriation. Funds within these accounts are commingled for investment and cash management purposes. This flowchart describes the structure of the Treasury and Treasurer's Trust accounts. Month end balances of these accounts are shown on pages 4 and 5.



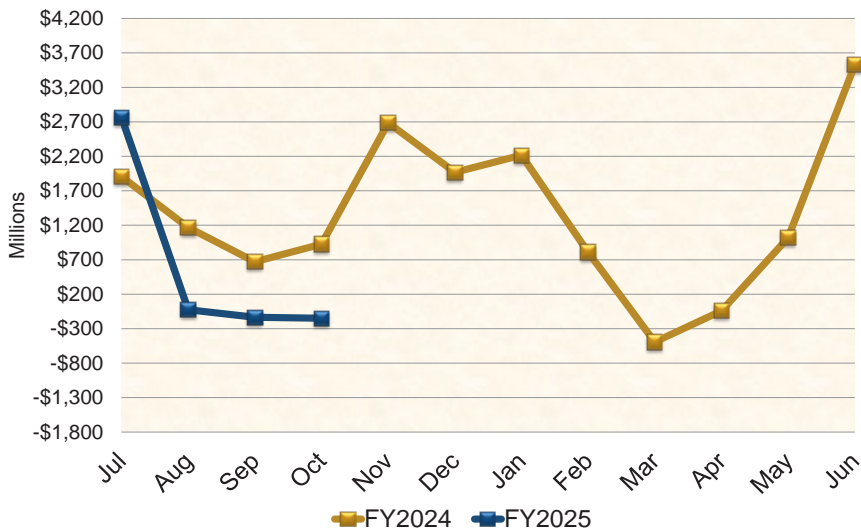
# TREASURY & TREASURER'S TRUST CHARTS



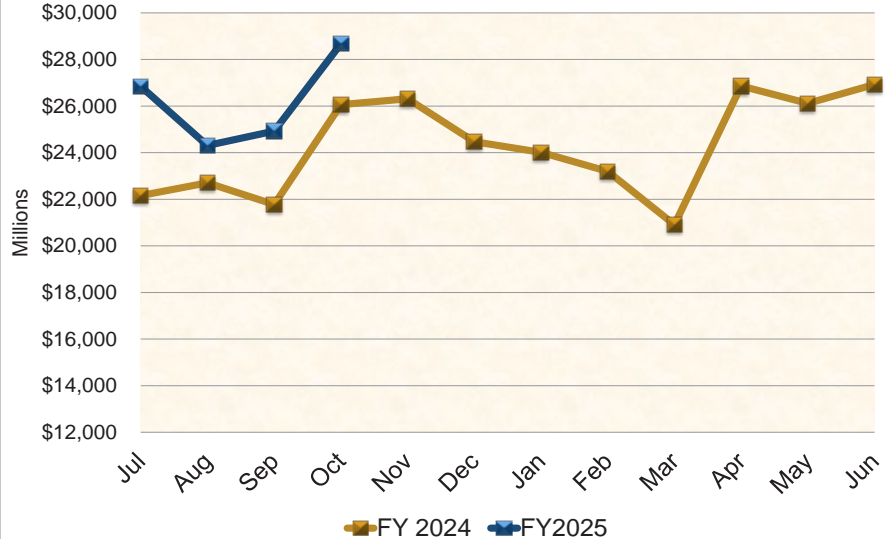


# GENERAL FUND & LOCAL GOVERNMENT INVESTMENT POOL CHARTS

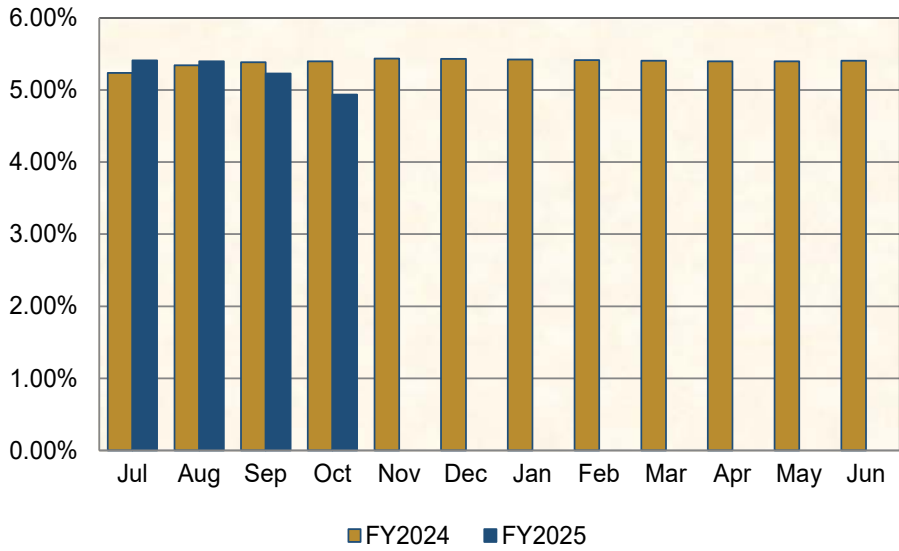
### General Fund Month End Book Balances



### Local Government Investment Pool Month End Book Balances



### LGIP Net Yield (365 day basis)



# RECEIPTS & DISBURSEMENTS FOR TREASURY FUNDS

		October 1, 2024	October 2024		October 31, 2024		
		Beginning Book Balance	Plus Receipts	Less Disbursements	Ending Book Balance	Outstanding Warrants	Ending Cash Balance
<b>GENERAL FUND</b>							
001	General	\$ (133,701,832.26)	\$ 4,422,824,040.61	\$ 4,438,171,064.89	\$ (149,048,856.54)	\$ 79,098,491.78	\$ (69,950,364.76)
018	Millersylvania Park Current	210.50	.....	.....	210.50	.....	210.50
01E	Geothermal	101,167.70	.....	.....	101,167.70	.....	101,167.70
01N	Institutional Impact	19,144.72	.....	.....	19,144.72	.....	19,144.72
02P	Flood Control Assistance	4,741,580.85	.....	168,790.99	4,572,789.86	.....	4,572,789.86
031	State Investment Board Expense	6,714,910.75	2,555,438.99	2,805,433.63	6,464,916.11	7,016.40	6,471,932.51
032	State Emergency Water Projects Revolving	221,616.92	.....	.....	221,616.92	.....	221,616.92
03A	Excess Earnings	.....	.....	.....	.....	.....	.....
03L	County Criminal Justice Assistance	4,475,412.20	17,332,596.86	17,015,178.48	4,792,830.58	430.23	4,793,260.81
03M	Municipal Criminal Justice Assistance	555,536.07	6,869,600.89	6,756,874.88	668,262.08	215.11	668,477.19
05C	Criminal Justice Treatment	4,627,677.79	3,100,496.75	1,179,135.78	6,549,038.76	.....	6,549,038.76
05M	Tourism Development and Promotion	.....	.....	.....	.....	.....	.....
070	Outdoor Recreation	(1,837,522.67)	5,864,777.63	4,105,391.96	(78,137.00)	140.00	(77,997.00)
072	State & Local Improve Revolving (Water Supply Facilities)	832,529.72	.....	.....	832,529.72	.....	832,529.72
09C	Farm and Forest	.....	209,689.70	209,689.70	.....	.....	.....
09G	Riparian Protection	.....	.....	.....	.....	.....	.....
09R	Economic Development Strategic Reserve	11,699,986.35	1,570,066.09	140,290.49	13,129,761.95	.....	13,129,761.95
10K	Veterans Innovation Program	14,382.82	.....	.....	14,382.82	.....	14,382.82
10P	Columbia River Basin Water Supply Development	3,486,317.97	10,494.70	45,093.41	3,451,719.26	.....	3,451,719.26
10T	Hood Canal Aquatic Rehabilitation Bond	.....	.....	.....	.....	.....	.....
125	Site Closure	41,903,534.54	126,147.52	4,136.99	42,025,545.07	424.00	42,025,969.07
12J	Boating Activities	.....	.....	.....	.....	.....	.....
12K	Puget Sound Scientific Research	.....	.....	.....	.....	.....	.....
12R	Independent Youth Housing	.....	.....	.....	.....	.....	.....
14B	Budget Stabilization	977,034,869.87	2,941,116.60	.....	979,975,986.47	.....	979,975,986.47
14C	Puget Sound Recovery	.....	.....	.....	.....	.....	.....
14H	Community Preservation & Development Authority	2,121,124.29	.....	125,803.75	1,995,320.54	.....	1,995,320.54
15J	Building Communities	.....	.....	.....	.....	.....	.....
15K	Columbia River Water Delivery	16,173.66	.....	.....	16,173.66	.....	16,173.66
15R	Evergreen Job Training	.....	.....	.....	.....	.....	.....
16V	Water Rights Processing	89,934.26	500.00	.....	90,434.26	.....	90,434.26
177	Judicial Retirement Administrative	.....	.....	.....	.....	.....	.....
17C	Opportunity Express Account	62,171.42	.....	.....	62,171.42	.....	62,171.42

# RECEIPTS & DISBURSEMENTS FOR TREASURY FUNDS

	October 1, 2024		October 2024		October 31, 2024						
	Beginning Book Balance		Plus Receipts	Less Disbursements	Ending Book Balance	Outstanding Warrants	Ending Cash Balance				
<b>GENERAL FUND (Continued)</b>											
17F Washington Opportunity Pathways	\$ 87,731,652.88	\$	11,411,865.94	\$	12,320,793.86	\$	86,822,724.96	\$	50,639.55	\$	86,873,364.51
18H Opportunity Expansion	326.64		.....		.....		326.64		.....		326.64
19K Yakima Integrated Plan Implementation	.....		.....		.....		.....		.....		.....
19L Charter Schools Oversight	1,186,305.07		204,216.06		193,681.50		1,196,839.63		24,387.00		1,221,226.63
19N Diesel Idle Reduction	.....		.....		.....		.....		.....		.....
20C Yakima Integrated Plan Implementation Taxable Bond	.....		.....		.....		.....		.....		.....
20F Invest in Washington	174,758.05		.....		.....		174,758.05		.....		174,758.05
21B Chehalis Basin	.....		.....		.....		.....		.....		.....
21P Sexual Assault Prevention and Response	.....		.....		.....		.....		.....		.....
21R DCYF Contracted Services Performance Improvement	.....		.....		.....		.....		.....		.....
22C Early Learning Facilities Revolving	(349,910.13)		349,910.13		.....		.....		.....		.....
22D Early Learning Facilities Development	(6,813,778.13)		7,001,572.90		219,118.77		(31,324.00)		.....		(31,324.00)
22T Statewide Tourism Marketing	9,960,511.28		30,007.76		1,063,907.89		8,926,611.15		3,619.46		8,930,230.61
23H Defense Community Compatibility	.....		.....		.....		.....		.....		.....
23J Statewide Broadband	31,108,281.18		184,046.08		65,330.59		31,226,996.67		.....		31,226,996.67
244 Habitat Conservation	(10,431.13)		1,469,396.94		1,522,174.75		(63,208.94)		.....		(63,208.94)
24H Career Connected Learning	.....		.....		.....		.....		.....		.....
24M Climate Resiliency	.....		.....		.....		.....		.....		.....
24U Sustainable Farms and Fields	.....		.....		.....		.....		.....		.....
253 Education Construction	23,967.96		72.15		.....		24,040.11		.....		24,040.11
25C Elementary & Secondary School Emergency Relief III	145,088.02		61,364,988.51		61,250,609.91		259,466.62		.....		259,466.62
25D Manufacturing and Warehousing Job Centers	2,596,284.25		.....		.....		2,596,284.25		.....		2,596,284.25
25F Forest Resiliency	119,901.13		.....		15,370.04		104,531.09		82.42		104,613.51
25G Manufacturing Cluster Acceleration	2,798,000.00		.....		.....		2,798,000.00		.....		2,798,000.00
25H Fair Start for Kids	.....		.....		.....		.....		.....		.....
25P Wildfire Response, Forest Restoration, and Community Resilience	67,290,664.80		7,754.24		4,200,700.88		63,097,718.16		192,024.52		63,289,742.68
26H Washington State Leadership Board	720,815.37		988.13		96,159.29		625,644.21		681.12		626,325.33
26K School Seismic Safety Grant Program	.....		.....		.....		.....		.....		.....
26R Clean Energy Transition Workforce	.....		.....		.....		.....		.....		.....
26T Washington Student Loan	87,949,729.17		264,750.74		.....		88,214,479.91		.....		88,214,479.91
26U Apple Health and Homes	85,385,263.39		.....		290,254.44		85,095,008.95		20,657.89		85,115,666.84
26V Capital Community Assistance	226,580,117.12		100,000.00		9,149,707.15		217,530,409.97		101,478.23		217,631,888.20

# RECEIPTS & DISBURSEMENTS FOR TREASURY FUNDS

		October 1, 2024	October 2024		October 31, 2024		
		Beginning Book Balance	Plus Receipts	Less Disbursements	Ending Book Balance	Outstanding Warrants	Ending Cash Balance
<b>GENERAL FUND (Continued)</b>							
27A	Energy Efficiency Revolving Loan Capital	\$ .....	\$ .....	\$ .....	\$ .....	\$ .....	\$ .....
27B	Electric Vehicle Incentive	106,906,481.64	.....	24,774,488.01	82,131,993.63	.....	82,131,993.63
27C	Community Reinvestment	180,304,292.42	.....	2,803,764.26	177,500,528.16	188,762.56	177,689,290.72
27F	State Lands Dev Authority Capital	.....	.....	.....	.....	.....	.....
27G	State Lands Dev Authority Operating	.....	.....	.....	.....	.....	.....
27K	Digital Equity	.....	.....	.....	.....	.....	.....
28E	Emergency Drought Response	2,846,274.03	.....	23,269.58	2,823,004.45	.....	2,823,004.45
28K	State Crime Victim & Witness Assistance	3,000,000.00	.....	1,000,000.00	2,000,000.00	.....	2,000,000.00
28T	Agricultural Pest and Disease Response	1,000,000.00	.....	.....	1,000,000.00	.....	1,000,000.00
291	Education Savings	.....	.....	.....	.....	.....	.....
355	State Taxable Building Construction	54,577,993.27	(350,137.56)	15,891,082.11	38,336,773.60	15.54	38,336,789.14
359	School Constr & Skill Ctrs Bldg	35,558.47	.....	.....	35,558.47	.....	35,558.47
489	Pension Funding Stabilization	12,287,614.56	36,988.80	.....	12,324,603.36	.....	12,324,603.36
548	LEOFF System Plan 2 Expense	141,707.41	200,626.01	171,665.57	170,667.85	4,358.44	175,026.29
706	Coronavirus State Fiscal Recovery Fund	432,599,837.81	(232,372.86)	(301,332,613.03)	733,700,077.98	44,518.61	733,744,596.59
707	Washington Rescue Plan Transition	798,000,000.00	.....	.....	798,000,000.00	.....	798,000,000.00
828	Tobacco Prevention and Control	677,672.47	2,043.14	17,920.00	661,795.61	.....	661,795.61
830	Agricultural College Trust Management	2,397,571.86	229.07	83,937.09	2,313,863.84	780.81	2,314,644.65
<b>TOTAL GENERAL FUND</b>		<b>\$ 3,114,551,478.33</b>	<b>\$ 4,545,451,912.52</b>	<b>\$ 4,304,548,207.61</b>	<b>\$ 3,355,455,183.24</b>	<b>\$ 79,738,723.67</b>	<b>\$ 3,435,193,906.91</b>
<b>SPECIAL REVENUE FUNDS</b>							
002	Hospital Data Collection	\$ 294,066.20	\$ 134,030.28	\$ 14,499.89	\$ 413,596.59	\$ .....	\$ 413,596.59
003	Architects' License	1,345,248.24	67,984.38	24,931.17	1,388,301.45	623.00	1,388,924.45
007	Winter Recreational Program	2,919,490.50	9,750.00	23,921.17	2,905,319.33	380.00	2,905,699.33
014	Forest Development	14,337,806.21	10,607.51	(353,489.19)	14,701,902.91	12,243.73	14,714,146.64
01B	ORV & Non-Highway Vehicle Account	1,524,176.78	315,219.64	504,256.43	1,335,139.99	5,803.71	1,340,943.70
01M	Snowmobile	2,317,794.09	208,642.12	23,580.60	2,502,855.61	.....	2,502,855.61
024	Professional Engineers'	1,883,800.59	224,771.00	220,316.82	1,888,254.77	1,064.00	1,889,318.77
025	Pilotage	598,572.84	71,267.44	86,696.38	583,143.90	400.00	583,543.90
026	Real Estate Commission	6,554,139.28	804,855.10	371,352.76	6,987,641.62	1,148.00	6,988,789.62
027	Reclamation	7,409,244.33	119,422.78	159,531.95	7,369,135.16	320.00	7,369,455.16
02A	Surveys and Maps	346,658.57	84,867.57	73,387.42	358,138.72	.....	358,138.72
02G	Health Professions	41,154,795.63	7,623,318.59	6,022,202.25	42,755,911.97	129,548.61	42,885,460.58
02H	Business Enterprises Revolving	974,832.25	63,378.20	51,157.98	987,052.47	865.14	987,917.61

# RECEIPTS & DISBURSEMENTS FOR TREASURY FUNDS

		October 1, 2024		October 2024		October 31, 2024	
		Beginning Book Balance	Plus Receipts	Less Disbursements	Ending Book Balance	Outstanding Warrants	Ending Cash Balance
<b>SPECIAL REVENUE FUNDS (Continued)</b>							
02J	Certified Public Accountants'	\$ 3,669,919.81	\$ 59,530.00	\$ 178,879.44	\$ 3,550,570.37	\$ 230.00	\$ 3,550,800.37
02K	Death Investigations	2,488,994.63	730,989.19	719,405.94	2,500,577.88	43,224.69	2,543,802.57
02M	Essential Rail Assistance	2,371,371.40	13,337.45	87,222.26	2,297,486.59	1,636.06	2,299,122.65
02N	Parkland Acquisition	317,356.09	.....	.....	317,356.09	.....	317,356.09
02R	Aquatic Lands Enhancement	18,533,590.51	17,378.52	(1,168,092.94)	19,719,061.97	87,680.34	19,806,742.31
02W	Timber Tax Distribution	(45,156.28)	1,800,516.71	193,965.96	1,561,394.47	3,828.97	1,565,223.44
030	Landowner Contingency Forest Fire Suppression	3,244,437.19	3,169.26	163,923.03	3,083,683.42	72.00	3,083,755.42
039	Aeronautics	11,813,366.81	761,010.23	526,902.72	12,047,474.32	7,789.96	12,055,264.28
03B	Asbestos	1,341,216.98	30,415.00	25,466.11	1,346,165.87	.....	1,346,165.87
03C	Emergency Medical Services and Trauma Care System Trust	9,752,517.00	1,020,974.76	148,446.87	10,625,044.89	1,706.00	10,626,750.89
03F	911 Account	18,462,383.89	2,402,501.13	2,254,548.20	18,610,336.82	2,775.66	18,613,112.48
03N	Business License	4,529,594.34	3,876,003.34	4,072,580.42	4,333,017.26	63,791.12	4,396,808.38
03P	Fire Service Trust	752,534.61	2,215.00	1,248.33	753,501.28	5.00	753,506.28
03R	Safe Drinking Water	6,284,870.47	23,066.60	221,042.97	6,086,894.10	289.46	6,087,183.56
041	Resource Management Cost	37,232,106.75	133,939.41	(5,641,297.26)	43,007,343.42	43,878.17	43,051,221.59
042	Charitable, Educational, Penal, and Reformatory Institutions	13,951,921.39	44,336.61	419,772.77	13,576,485.23	257,453.76	13,833,938.99
044	Waste Reduction, Recycling, and Litter Control	15,363,074.25	1,439,829.47	1,319,452.93	15,483,450.79	8,624.25	15,492,075.04
045	State Vehicle Parking	400,010.66	485,916.10	246,052.52	639,874.24	.....	639,874.24
048	Marine Fuel Tax Refund	257,294.78	.....	.....	257,294.78	.....	257,294.78
04E	Uniform Commercial Code	2,729,783.21	101,760.00	82,905.17	2,748,638.04	.....	2,748,638.04
04H	Surface Mining Reclamation	1,916,550.58	508.15	6,945.78	1,910,112.95	20,925.00	1,931,037.95
04M	Recreational Fisheries Enhancement	1,588,673.01	50,098.10	122,434.70	1,516,336.41	0.82	1,516,337.23
04R	Drinking Water Assistance	187,888,685.17	19,455,847.44	5,191,116.16	202,153,416.45	7,737.00	202,161,153.45
04V	Vehicle License Fraud	552,539.24	5,032.49	.....	557,571.73	.....	557,571.73
04W	Waterworks Operator Certification	817,989.13	17,588.60	31,460.99	804,116.74	.....	804,116.74
058	Public Works Assistance	232,836,795.44	15,780,144.45	5,823,593.26	242,793,346.63	36,750.69	242,830,097.32
05H	Disaster Response	(23,407,887.66)	2,439,523.39	30,253,867.16	(51,222,231.43)	631,030.11	(50,591,201.32)
05R	Drinking Water Assistance Administrative	3,732,761.97	21,404.61	54,596.48	3,699,570.10	.....	3,699,570.10
05W	State Drought Preparedness	12,172,028.69	.....	39,179.63	12,132,849.06	.....	12,132,849.06
06A	Salmon Recovery	93,566,216.03	.....	1,248,697.04	92,317,518.99	12,354.72	92,329,873.71
06G	Real Estate Appraiser Commission	49,320.15	85,025.09	345,462.67	(211,117.43)	390.00	(210,727.43)
06K	Lead Paint	217,895.98	7,551.53	2,568.89	222,878.62	125.00	223,003.62
06L	Business and Professions	9,789,262.24	1,286,808.82	718,049.62	10,358,021.44	2,725.96	10,360,747.40

# RECEIPTS & DISBURSEMENTS FOR TREASURY FUNDS

	October 1, 2024		October 2024		October 31, 2024		
	Beginning Book Balance		Plus Receipts	Less Disbursements	Ending Book Balance	Outstanding Warrants	Ending Cash Balance
<b>SPECIAL REVENUE FUNDS (Continued)</b>							
06R Real Estate Research	\$ 920,282.30	\$	22,460.00	\$ .....	\$ 942,742.30	\$ .....	\$ 942,742.30
06T License Plate Technology	2,724,788.79		146,088.90	(512.62)	2,871,390.31	27.30	2,871,417.61
071 Warm Water Game Fish	1,860,486.88		57,256.82	119,164.35	1,798,579.35	249.74	1,798,829.09
07W Domestic Violence Prevention	2,484,825.92		90,617.26	97,358.71	2,478,084.47	.....	2,478,084.47
080 Grade Crossing Protective	174,711.72		525.93	69,600.00	105,637.65	69,600.00	175,237.65
081 State Patrol Highway	43,078,117.08		22,553,329.43	31,490,232.69	34,141,213.82	314,593.60	34,455,807.42
082 Motorcycle Safety Education	4,057,084.61		204,575.63	214,310.51	4,047,349.73	1,960.74	4,049,310.47
084 Building Code Council	1,263,831.77		119,206.67	71,925.72	1,311,112.72	13.00	1,311,125.72
086 Fire Service Training	243,504.30		29,981.36	521,034.98	(247,549.32)	86,943.07	(160,606.25)
087 Park Land Trust Revolving	4,376,539.56		219,620.47	(9,760.62)	4,605,920.65	408.04	4,606,328.69
08A Education Legacy Trust	836,867,900.69		92,998,863.86	29,272,140.01	900,594,624.54	3,173,281.68	903,767,906.22
08H Military Department Rental and Lease	5,094,141.23		32,875.17	10,749.56	5,116,266.84	.....	5,116,266.84
08K Problem Gambling	1,686,363.29		303,874.35	136,329.87	1,853,907.77	15,050.00	1,868,957.77
08M Small City Pavement and Sidewalk	5,264,347.71		96,114.32	.....	5,360,462.03	.....	5,360,462.03
08R Waste Tire Removal	5,459,561.16		390,826.95	21,794.01	5,828,594.10	.....	5,828,594.10
094 Transportation Infrastructure	14,549,528.07		144,139.65	6,579.10	14,687,088.62	.....	14,687,088.62
095 Electrical License	32,861,719.78		5,072,616.08	2,920,023.45	35,014,312.41	21,672.27	35,035,984.68
096 Highway Infrastructure	2,669,284.93		8,035.22	.....	2,677,320.15	.....	2,677,320.15
097 Recreational Vehicle	5,012,396.34		61,786.29	62,740.13	5,011,442.50	7.00	5,011,449.50
099 Puget Sound Capital Construction	78,702,566.03		1,736,300.34	13,444,234.23	66,994,632.14	19,610.95	67,014,243.09
09E Freight Mobility Investment	13,949,450.95		39,874.63	598,372.61	13,390,952.97	.....	13,390,952.97
09H Transportation Partnership	(77,861,265.40)		3,832,119.22	732,979.59	(74,762,125.77)	14,274.02	(74,747,851.75)
09P City-County Assistance	164,150.81		1,826,255.08	.....	1,990,405.89	.....	1,990,405.89
09T Washington Main Street Trust Fund	59,638.16		.....	6,000.00	53,638.16	.....	53,638.16
102 Rural Arterial Trust	19,091,770.80		1,646,009.97	5,564,102.15	15,173,678.62	164.71	15,173,843.33
104 Limited Fish And Wildlife	11,775,573.40		1,379,595.73	1,784,363.47	11,370,805.66	14,657.91	11,385,463.57
106 Highway Safety	9,236,103.00		13,112,034.85	16,548,770.48	5,799,367.37	257,143.68	6,056,511.05
107 Liquor Excise Tax	14,345,478.12		1,498,245.76	11,490,894.69	4,352,829.19	.....	4,352,829.19
108 Motor Vehicle	337,737,663.96		169,760,202.33	169,143,390.44	338,354,475.85	6,019,353.41	344,373,829.26
109 Puget Sound Ferry Operations	24,761,513.46		21,835,747.91	33,656,843.51	12,940,417.86	289,024.86	13,229,442.72
10A Aquatic Algae Control	766,944.49		3,036.00	755.18	769,225.31	5.00	769,230.31
10B Home Security Fund	127,138,245.38		5,987,487.12	8,027,252.44	125,098,480.06	84,116.43	125,182,596.49
10G Water Rights Tracking System	424,048.15		2,219.30	.....	426,267.45	.....	426,267.45
110 Special Wildlife	11,161,827.35		176,733.99	421,556.60	10,917,004.74	23,674.38	10,940,679.12

# RECEIPTS & DISBURSEMENTS FOR TREASURY FUNDS

		October 1, 2024		October 2024		October 31, 2024	
		Beginning Book Balance	Plus Receipts	Less Disbursements	Ending Book Balance	Outstanding Warrants	Ending Cash Balance
<b>SPECIAL REVENUE FUNDS (Continued)</b>							
111	Public Service Revolving	\$ 35,274,499.74	\$ 50,752.97	\$ 2,421,882.38	\$ 32,903,370.33	\$ 19,543.80	\$ 32,922,914.13
113	Common School Construction	356,729,361.09	1,812,749.47	15,578,957.88	342,963,152.68	170,147.32	343,133,300.00
116	Basic Data	301,013.01	.....	.....	301,013.01	.....	301,013.01
119	Unemployment Compensation Administration	(2,500,903.62)	7,784,679.57	7,886,659.33	(2,602,883.38)	2,496,981.91	(105,901.47)
11B	Regional Mobility Grant Program	90,441,346.73	246,493.91	1,041,584.27	89,646,256.37	.....	89,646,256.37
11E	Freight Mobility Multimodal	22,431,935.00	3,064,430.15	901,671.58	24,594,693.57	.....	24,594,693.57
11H	Forest and Fish Support	5,758,384.86	400,724.27	256,091.62	5,903,017.51	.....	5,903,017.51
11K	Washington Auto Theft Prevention Authority	9,487,012.30	12,643.38	2,178,038.33	7,321,617.35	3,300.00	7,324,917.35
120	Administrative Contingency	41,689,161.01	1,247,631.81	1,648,474.48	41,288,318.34	18.28	41,288,336.62
12C	Affordable Housing For All	55,544,477.07	1,503,890.32	4,584,623.40	52,463,743.99	57,768.58	52,521,512.57
12M	Charitable Organization Education	1,191,123.46	55,340.00	.....	1,246,463.46	.....	1,246,463.46
12T	Traumatic Brain Injury	1,397,634.78	178,399.59	39,327.84	1,536,706.53	.....	1,536,706.53
134	Employment Services Administrative	60,163,340.51	578,592.97	3,607,779.20	57,134,154.28	28,975.10	57,163,129.38
138	Insurance Commissioner's Regulatory	44,631,903.67	65,871.12	3,760,801.49	40,936,973.30	321,477.50	41,258,450.80
144	Transportation Improvement	83,217,524.88	8,331,809.60	17,389,450.23	74,159,884.25	1,177.85	74,161,062.10
146	Firearms Range	1,621,298.45	20,122.56	82,344.29	1,559,076.72	.....	1,559,076.72
14A	Wildlife Rehabilitation	350,879.60	14,819.42	14,420.66	351,278.36	117.92	351,396.28
14G	Ballast Water and Biofouling Management	29,732.81	.....	854.20	28,878.61	.....	28,878.61
14M	Financial Fraud & ID Theft	2,955,563.97	106,155.00	65,980.73	2,995,738.24	.....	2,995,738.24
14R	Military Active State Service	575,624.38	370.00	1,938.10	574,056.28	.....	574,056.28
14V	Ignition Interlock Device	2,638,485.89	315,208.37	292,096.27	2,661,597.99	130.59	2,661,728.58
150	Low-Income Weatherization/ Structural Rehabilitation Assistance	1,566,882.68	4,721.24	1,270.50	1,570,333.42	.....	1,570,333.42
153	Rural Mobility Grant Program	12,633,195.38	28,715.08	3,042,317.54	9,619,592.92	750,131.93	10,369,724.85
154	New Motor Vehicle Arbitration	1,470,565.59	65,889.00	68,500.58	1,467,954.01	.....	1,467,954.01
158	Aquatic Land Dredged Material Disposal Site	327,828.95	13.37	.....	327,842.32	.....	327,842.32
159	Parks Improvement	454,990.59	67,989.70	39,803.68	483,176.61	685.00	483,861.61
15H	Cleanup Settlement	48,055,698.34	144,790.08	175,484.56	48,025,003.86	.....	48,025,003.86
15M	Biotoxin	922,717.80	42,042.76	80,984.66	883,775.90	3,909.91	887,685.81
160	Wood Stove Education and Enforcement	590,945.89	15,935.78	10,809.93	596,071.74	.....	596,071.74
162	Farm Labor Contractor	210,693.54	1,145.00	35.00	211,803.54	.....	211,803.54
167	Natural Resources Conservation Areas Stewardship	401,110.12	53.49	(4,810.63)	405,974.24	.....	405,974.24
16A	Judicial Stabilization Trust	86,244,559.36	484,846.84	2,517,437.77	84,211,968.43	79,115.09	84,291,083.52
16J	SR 520 Corridor	132,291,498.84	(4,081,640.05)	(3,514,470.09)	131,724,328.88	13,023.79	131,737,352.67

# RECEIPTS & DISBURSEMENTS FOR TREASURY FUNDS

		October 1, 2024		October 2024		October 31, 2024	
		Beginning Book Balance	Plus Receipts	Less Disbursements	Ending Book Balance	Outstanding Warrants	Ending Cash Balance
<b>SPECIAL REVENUE FUNDS (Continued)</b>							
16M	Appraisal Management Company	\$ 1,110,237.29	\$ 10,250.00	\$ 467,373.25	\$ 653,114.04	\$ .....	\$ 653,114.04
16P	Marine Resources Stewardship Trust	36.64	0.10	.....	36.74	.....	36.74
16W	Hospital Safety Net Assessment	269,184,628.32	2,109,191.96	109,568,347.76	161,725,472.52	.....	161,725,472.52
172	Basic Health Plan Trust	6,900,554.00	.....	.....	6,900,554.00	.....	6,900,554.00
176	Water Quality Permit	33,704,211.46	5,967,771.67	3,622,603.32	36,049,379.81	7,729.80	36,057,109.61
17B	Home Visiting Services	17,055,164.33	331,903.90	2,534,706.13	14,852,362.10	.....	14,852,362.10
17N	Complete Streets Grant Program	12,092,495.82	.....	215,539.20	11,876,956.62	.....	11,876,956.62
17P	SR520 Civil Penalties	13,014,506.59	11,023.34	(437,589.65)	13,463,119.58	.....	13,463,119.58
17T	Health Benefit Exchange	24,519,834.15	2,571,810.11	12,174,900.00	14,916,744.26	.....	14,916,744.26
17W	Limousine Carriers	78,372.42	.....	.....	78,372.42	.....	78,372.42
182	Underground Storage Tank	3,614,864.84	163,848.70	238,258.99	3,540,454.55	308.29	3,540,762.84
186	County Arterial Preservation	1,037,082.72	1,225,049.76	1,805,979.53	456,152.95	329.42	456,482.37
18J	Capital Vessel Replacement	31,422,122.83	2,374,424.75	231,575.35	33,564,972.23	612.83	33,565,585.06
18L	Hydraulic Project Approval	.....	.....	.....	.....	.....	.....
199	Biosolids Permit	1,132,956.33	.....	164,524.78	968,431.55	123.37	968,554.92
19A	Medicaid Fraud Penalty	26,335,819.02	1,833.77	420,959.79	25,916,693.00	1,012.77	25,917,705.77
19C	Forest Practice Application	296,344.69	173.84	14,846.14	281,672.39	.....	281,672.39
19T	DOL Technology Improvement and Data Management	1,066,950.03	20,500.95	28,583.42	1,058,867.56	.....	1,058,867.56
19V	Andy Hill Cancer Research Endowment Fund	17,853,715.43	582,820.98	340,877.45	18,095,658.96	.....	18,095,658.96
200	Regional Fisheries Enhancement Salmonid Recovery	29,733.29	.....	52,262.03	(22,528.74)	.....	(22,528.74)
201	Department of Licensing Services	2,923,739.58	300,891.45	98,770.56	3,125,860.47	54.58	3,125,915.05
202	Medical Test Site Licensure	(124,418.12)	17,405.00	80,915.06	(187,928.18)	279.64	(187,648.54)
204	Volunteer Fire Fighters' and Reserve Officers' Administrative	4,526,918.99	14,485.38	136,501.09	4,404,903.28	76,869.30	4,481,772.58
207	Hazardous Waste Assistance	6,007,494.82	226,944.55	509,951.70	5,724,487.67	2,811.87	5,727,299.54
20H	Connecting Washington	228,426,064.82	20,227,588.41	109,551,934.29	139,101,718.94	2,182,863.13	141,284,582.07
20J	Electric Vehicle	7,865,551.67	2,688,112.31	1,045,233.87	9,508,430.11	2,243.75	9,510,673.86
20M	Puget Sound Taxpayer Accountability	749,659.05	231,483.54	.....	981,142.59	.....	981,142.59
20N	Transportation Future Funding Program	41,344,871.87	109,909.73	.....	41,454,781.60	.....	41,454,781.60
20R	Radioactive Mixed Waste	988,423.88	2,456,797.00	1,287,176.96	2,158,043.92	8,002.42	2,166,046.34
20T	PLIA Underground Storage Tank Revolving	30,248,166.50	96,628.66	84,746.43	30,260,048.73	3,533.12	30,263,581.85
215	Special Category C	23,930,433.70	618,898.96	3,556,581.86	20,992,750.80	750.00	20,993,500.80
216	Air Pollution Control	5,387,871.55	215,265.00	161,087.39	5,442,049.16	563.80	5,442,612.96
217	Oil Spill Prevention	9,991,302.29	418,858.80	567,397.48	9,842,763.61	37,822.09	9,880,585.70



# RECEIPTS & DISBURSEMENTS FOR TREASURY FUNDS

	October 1, 2024		October 2024		October 31, 2024						
	Beginning Book Balance		Plus Receipts	Less Disbursements	Ending Book Balance	Outstanding Warrants	Ending Cash Balance				
<b>SPECIAL REVENUE FUNDS (Continued)</b>											
218 Multimodal Transportation	\$ 312,099,689.32	\$	28,907,447.23	\$	18,900,775.20	\$	322,106,361.35	\$	2,155,571.00	\$	324,261,932.35
21E Concealed Pistol License Renewal	559,583.21		7,825.44		1,436.77		565,971.88				565,971.88
21H Wastewater Treatment Plant Operator Certification	385,274.56		3,150.00		31,919.25		356,505.31		136.50		356,641.81
21M Distracted Driving Prevention	96,801.80		3,209.92				100,011.72				100,011.72
21S Aquatic Invasive Species Management	451,378.63		7,112.00		25,354.42		433,136.21		10.01		433,146.22
21V Construction Registration Inspection	4,295,285.97		442,338.24		1,557,395.81		3,180,228.40		16,381.09		3,196,609.49
222 Freshwater Aquatic Weeds	1,464,164.10		20,835.00		65,054.60		1,419,944.50		3.00		1,419,947.50
223 State Oil Spill Response	4,259,889.61		98,530.96		376,111.49		3,982,309.08		371.21		3,982,680.29
22J Abandoned Recreational Vehicle Disposal	1,928,031.79		101,058.86		33,662.07		1,995,428.58		20,215.38		2,015,643.96
22M Energy Efficiency	4,280,372.17				9,727.33		4,270,644.84		1,400.00		4,272,044.84
22R Internet Consumer Access											
22U Secure Drug Take-Back Program	137,997.69		222,042.00		31,456.02		328,583.67				328,583.67
22W Public Disclosure Transparency	7,858,598.99		4,647.19		24,909.44		7,838,336.74		250.00		7,838,586.74
234 Public Works Administration	7,428,720.47		190,643.90		758,352.00		6,861,012.37		29,895.54		6,890,907.91
235 Youth Tobacco & Vapor Product Prevention	1,463,328.45		183,354.90		221,970.57		1,424,712.78		6,325.00		1,431,037.78
237 Recreation Access Pass	2,367,144.43		(522,172.69)		835.00		1,844,136.74		495.00		1,844,631.74
23G Vulnerable Roadway User Education	30,344.68		647.81				30,992.49				30,992.49
23N Model Toxics Control Capital	267,793,610.92		8,855,867.79		4,549,122.91		272,100,355.80		94,981.31		272,195,337.11
23P Model Toxics Control Operating	31,022,565.93		17,217,434.75		17,418,020.09		30,821,980.59		411,256.04		31,233,236.63
23R Model Toxics Control Stormwater	82,339,495.27		4,206,910.18		1,969,040.14		84,577,365.31		31,408.94		84,608,774.25
23S Puget Sound Gateway Facility	18,521.12		55.75				18,576.87				18,576.87
23T Congestion Relief Traffic Safety	177,712.15		2,191.34				179,903.49				179,903.49
23V Voluntary Cleanup	1,007,139.95		112,113.31		8,360.43		1,110,892.83		16,830.00		1,127,722.83
23W Paint Product Stewardship	131,807.38				6,398.05		125,409.33		8.64		125,417.97
24B Foundational Public Health Services	16,756,951.54		582,822.13		1,566,196.92		15,773,576.75		2,637.29		15,776,214.04
24J Workforce Education Investment	238,878,019.36		43,303,590.78		35,448,982.11		246,732,628.03		76,826.58		246,809,454.61
24K Agency Financial Transaction	5,416,325.04		901,604.39		442,699.81		5,875,229.62				5,875,229.62
24L Ambulance Transport	6,683,804.53		1,616,798.64		7,842.97		8,292,760.20				8,292,760.20
24N Fish, Wildlife, and Conservation	15,894,745.61		4,710,563.39		1,640,437.62		18,964,871.38		85,561.01		19,050,432.39
24P Insurance Commissioner's Fraud	2,220,381.95		240.00		211,424.84		2,009,197.11		12,624.56		2,021,821.67
24Q Cooper Jones Active Transportation Safety	1,654,010.29						1,654,010.29				1,654,010.29
24V Telebehavioral Health Access	556,918.50		66,702.08		267,445.99		356,174.59				356,174.59
25M State Health Care Affordability	70,451,108.54				20,250,000.00		50,201,108.54				50,201,108.54

# RECEIPTS & DISBURSEMENTS FOR TREASURY FUNDS

		October 1, 2024		October 2024		October 31, 2024	
		Beginning Book Balance	Plus Receipts	Less Disbursements	Ending Book Balance	Outstanding Warrants	Ending Cash Balance
<b>SPECIAL REVENUE FUNDS (Continued)</b>							
25N	Statewide 988 Behavioral Health Crisis Response & Suicide Prevention Line	\$ 54,783,849.41	\$ 3,827,807.63	\$ 2,475,104.97	\$ 56,136,552.07	\$ 78.83	\$ 56,136,630.90
25Q	Clean Fuels Program	591,616.69	343,999.00	187,245.05	748,370.64	25.02	748,395.66
25T	Refrigerant Emission Management	1,542,851.20	2,600.00	70,724.00	1,474,727.20	.....	1,474,727.20
25U	Department of Licensing Wage Lien	378.00	.....	.....	378.00	.....	378.00
25W	Driver Licensing Technology Support	2,265,374.26	177,360.89	16,592.89	2,426,142.26	.....	2,426,142.26
260	University of Washington Operating Fees	123.54	.....	.....	123.54	.....	123.54
262	Manufactured Home Installation Training	710,409.40	21,673.13	25,557.90	706,524.63	.....	706,524.63
263	Community and Economic Development Fee	5,969,207.22	626,418.00	80,342.70	6,515,282.52	2,413.39	6,517,695.91
267	Recreation Resources	22,634,024.25	792,433.75	(1,182,267.33)	24,608,725.33	114,481.58	24,723,206.91
268	Nonhighway and Off-Road Vehicle Activities (NOVA) Program	15,738,890.11	573,861.35	215,448.21	16,097,303.25	46,151.29	16,143,454.54
269	Parks Renewal and Stewardship	37,593,012.27	8,175,114.72	5,947,466.67	39,820,660.32	82,436.73	39,903,097.05
26A	Carbon Emissions Reduction	73,706,260.28	220,410,882.37	2,576,318.27	291,540,824.38	.....	291,540,824.38
26B	Climate Investment	82,504,469.49	(5,837,145.54)	2,553,600.39	74,113,723.56	26,228.64	74,139,952.20
26C	Climate Commitment	910,359,540.75	438,270.17	31,556,439.21	879,241,371.71	483,883.35	879,725,255.06
26D	Natural Climate Solutions	277,226,779.74	18,777.09	26,782,434.56	250,463,122.27	233,123.30	250,696,245.57
26E	Air Quality and Health Disparities Improvement	21,784,109.40	.....	108,679.05	21,675,430.35	44.03	21,675,474.38
26M	Climate Active Transportation	91,899,153.75	276,971.01	4,185,413.55	87,990,711.21	.....	87,990,711.21
26N	Climate Transit Programs	(8,512,787.10)	(30,497.07)	3,284,071.81	(11,827,355.98)	934,909.00	(10,892,446.98)
26P	Move Ahead WA	939,781,504.24	11,836,857.86	57,207,904.46	894,410,457.64	3,706,676.67	898,117,134.31
26Q	Move Ahead WA Flexible	68,209,028.12	1,498,763.88	681,445.05	69,026,346.95	31,235.71	69,057,582.66
26W	Renewable Fuels Accelerator	.....	.....	.....	.....	.....	.....
271	Washington State University Operating Fees	.....	.....	.....	.....	.....	.....
275	Central Washington University Operating Fees	.....	.....	.....	.....	.....	.....
277	State Agency Parking	298,552.64	.....	110.00	298,442.64	.....	298,442.64
27P	Price Ceiling Unit Emission Reduction Investment	.....	.....	.....	.....	.....	.....
27T	Derelict Structure Removal	.....	.....	.....	.....	.....	.....
27W	OPIOID Abatement Settlement	(9,996,280.89)	(29,438.92)	10,772,740.75	(20,798,460.56)	611,028.48	(20,187,432.08)
285	Growth Management Planning and Environmental Review	2,341,261.83	163,537.16	.....	2,504,798.99	.....	2,504,798.99
28A	State Hazard Mitigation Revolving Loan	.....	.....	.....	.....	.....	.....
28F	Clean Fuels Transportation Investment	.....	.....	.....	.....	.....	.....
28G	Covenant Homeownership	26,835,128.04	6,001,852.11	20,455,017.19	12,381,962.96	20,437,896.86	32,819,859.82
28J	Renewable Energy Local Benefit	.....	.....	.....	.....	.....	.....
28M	Land Bank	2,374,604.00	.....	.....	2,374,604.00	.....	2,374,604.00

# RECEIPTS & DISBURSEMENTS FOR TREASURY FUNDS

		October 1, 2024	October 2024		October 31, 2024		
		Beginning Book Balance	Plus Receipts	Less Disbursements	Ending Book Balance	Outstanding Warrants	Ending Cash Balance
<b>SPECIAL REVENUE FUNDS (Continued)</b>							
28R	Family Medicine Workforce Development	\$ .....	\$ .....	\$ .....	\$ .....	\$ .....	\$ .....
28S	Stadium World Cup Capital	10,000,000.00	.....	.....	10,000,000.00	.....	10,000,000.00
28U	Clean Fuels Credit	.....	.....	.....	.....	.....	.....
28V	Inflation Reduction Elective Pay	.....	.....	.....	.....	.....	.....
296	Columbia River Basin Water Supply Rev Recovery	8,721,067.53	81,076.21	54,854.95	8,747,288.79	.....	8,747,288.79
29A	Tribal OPIOID Prevention and Treatment	.....	.....	.....	.....	.....	.....
315	Dedicated Cannabis	109,734,558.37	35,828,462.35	6,561,253.35	139,001,767.37	73,359.73	139,075,127.10
319	Public Health Supplemental	2,359,109.30	57,828.59	83,746.90	2,333,190.99	2,261.41	2,335,452.40
404	State Treasurer's Service	93,980,929.95	2,880,545.26	1,085,359.09	95,776,116.12	5,669.90	95,781,786.02
408	Coastal Protection	2,699,193.92	1,386.07	91,545.20	2,609,034.79	.....	2,609,034.79
441	Local Government Archives	3,396,944.94	242,389.09	260,948.01	3,378,386.02	1,617.59	3,380,003.61
500	Perpetual Surveillance and Maintenance	52,232,827.52	159,342.75	27.00	52,392,143.27	.....	52,392,143.27
507	Oyster Reserve Land	606,896.94	115,754.60	4,148.57	718,502.97	1,250.24	719,753.21
511	Tacoma Narrows Toll Bridge	30,284,703.47	(5,512,088.58)	(4,732,577.19)	29,505,192.08	.....	29,505,192.08
513	Derelict Vessel Removal	5,043,642.21	89,956.43	698,174.32	4,435,424.32	7,604.53	4,443,028.85
532	Washington Housing Trust Fund	32,002,443.28	712,727.16	539,690.91	32,175,479.53	119,299.52	32,294,779.05
535	Alaskan Way Viaduct Replacement Project	101,326,084.32	99,606.37	(2,259,519.31)	103,685,210.00	186.56	103,685,396.56
549	Election	7,591,263.77	23,084.27	87,407.07	7,526,940.97	.....	7,526,940.97
550	Transportation 2003	(22,843,050.00)	1,562,029.42	3,859,131.82	(25,140,152.40)	20,260.11	(25,119,892.29)
562	Skilled Nursing Facility Safety Net Trust	5,540,251.14	(195,570.51)	(357,372.86)	5,702,053.49	.....	5,702,053.49
564	Water Pollution Control Revolving Administration	5,467,423.30	313,241.35	461,699.78	5,318,964.87	26.73	5,318,991.60
565	Yakima Integrated Plan Implementation Revenue Recovery	.....	.....	.....	.....	.....	.....
566	Community Forest Trust	333,460.36	1,017.15	(2,160.02)	336,637.53	.....	336,637.53
571	Multiuse Roadway Safety	1,724,003.04	27,619.80	.....	1,751,622.84	.....	1,751,622.84
595	I-405 and SR-167 Express Toll Lanes	245,412,488.85	396,121.56	4,450,113.39	241,358,497.02	4,471.04	241,362,968.06
600	Department of Retirement Systems Expense	26,491,349.29	5,467,166.45	5,802,854.94	26,155,660.80	1,715.78	26,157,376.58
689	Rural Washington Loan	1,267,776.26	3,816.32	.....	1,271,592.58	.....	1,271,592.58
727	Water Pollution Control Revolving	181,492,237.29	9,381,619.14	6,860,318.37	184,013,538.06	19,402.25	184,032,940.31
733	Capitol Campus Reserve	.....	.....	.....	.....	.....	.....
777	Prostitution Prevention and Intervention	97,705.88	3,131.11	3,126.76	97,710.23	.....	97,710.23
785	State Educational Trust Fund	3,196,880.90	74,702.27	2,583.00	3,269,000.17	.....	3,269,000.17
818	Youth Athletic Facility	40,665,804.27	(3,664,190.58)	381,845.20	36,619,768.49	760.00	36,620,528.49
825	Tobacco Settlement	98,226.83	295.68	.....	98,522.51	.....	98,522.51

# RECEIPTS & DISBURSEMENTS FOR TREASURY FUNDS

		October 1, 2024	October 2024		October 31, 2024		
		Beginning Book Balance	Plus Receipts	Less Disbursements	Ending Book Balance	Outstanding Warrants	Ending Cash Balance
<b>SPECIAL REVENUE FUNDS (Continued)</b>							
844	Money-Purchase Retirement Savings Administrative	\$ .....	\$ .....	\$ .....	\$ .....	\$ .....	\$ .....
851	Developmental Disabilities Community Services	25,407,472.51	157,695.38	1,252,217.98	24,312,949.91	45,275.74	24,358,225.65
874	OASI Revolving	248,361.17	147.52	16,033.83	232,474.86	7.14	232,482.00
887	Public Facilities Construction Loan Revolving	51,560,989.58	982,698.39	42,909.51	52,500,778.46	.....	52,500,778.46
888	Deferred Compensation Administrative	4,021,570.74	1,968,772.07	1,226,765.77	4,763,577.04	79.48	4,763,656.52
893	Radiation Perpetual Maintenance	385,372.50	1,160.07	.....	386,532.57	.....	386,532.57
<b>TOTAL SPECIAL REVENUE FUNDS</b>		<b>\$ 8,962,050,340.25</b>	<b>\$ 884,581,459.08</b>	<b>\$ 994,330,800.19</b>	<b>\$ 8,852,300,999.14</b>	<b>\$ 48,042,716.20</b>	<b>\$ 8,900,343,715.34</b>
<b>DEBT SERVICE FUNDS</b>							
303	Highway Bond Retirement	\$ 136,475,773.54	\$ 62,107,056.29	\$ .....	\$ 198,582,829.83	\$ .....	\$ 198,582,829.83
304	Ferry Bond Retirement	16,594.94	49.95	.....	16,644.89	.....	16,644.89
305	Transportation Improvement Board Bond Retirement	5,824,519.72	397,422.52	.....	6,221,942.24	.....	6,221,942.24
347	Washington State University Bond Retirement	73,284,892.16	1,893,223.36	(319,906.99)	75,498,022.51	.....	75,498,022.51
348	University of Washington Bond Retirement	24,134,425.88	7,109,617.28	1,555,316.27	29,688,726.89	.....	29,688,726.89
380	Debt-Limit General Fund Bond Retirement	35,911.54	.....	.....	35,911.54	.....	35,911.54
381	Debt-Limit Reimbursable Bond Retirement	.....	.....	.....	.....	.....	.....
382	Nondebt-Limit General Fund Bond Retirement	.....	.....	.....	.....	.....	.....
383	Nondebt-Limit Reimbursable Bond Retirement	.....	.....	.....	.....	.....	.....
384	Nondebt-Limit Proprietary Appropriated Bond Retirement	.....	.....	.....	.....	.....	.....
385	Nondebt-Limit Proprietary Nonappropriated Bond Retirement	.....	.....	.....	.....	.....	.....
386	Nondebt-Limit Revenue Bond Retirement	.....	.....	.....	.....	.....	.....
389	Toll Facility Bond Retirement	18,024,070.27	4,296,399.26	.....	22,320,469.53	.....	22,320,469.53
<b>TOTAL DEBT SERVICE FUNDS</b>		<b>\$ 257,796,188.05</b>	<b>\$ 75,803,768.66</b>	<b>\$ 1,235,409.28</b>	<b>\$ 332,364,547.43</b>	<b>\$ .....</b>	<b>\$ 332,364,547.43</b>
<b>CAPITAL PROJECTS FUNDS</b>							
036	Capitol Building Construction	\$ 12,036,911.55	\$ 40,614.24	\$ (84,290.67)	\$ 12,161,816.46	\$ 7,937.86	\$ 12,169,754.32
057	State Building Construction	634,165,981.08	(15,218,801.50)	147,833,609.47	471,113,570.11	9,322,040.66	480,435,610.77
060	Community and Technical College Capital Projects	18,803,491.75	.....	915,866.24	17,887,625.51	.....	17,887,625.51
061	Eastern Washington University Capital Projects	6,211,868.59	240,506.45	226,223.49	6,226,151.55	.....	6,226,151.55
062	Washington State University Building	3,936,203.94	43,168.55	.....	3,979,372.49	.....	3,979,372.49
063	Central Washington University Capital Projects	995,107.80	225,580.81	276,703.10	943,985.51	.....	943,985.51

# RECEIPTS & DISBURSEMENTS FOR TREASURY FUNDS

		October 1, 2024	October 2024		October 31, 2024		
		Beginning Book Balance	Plus Receipts	Less Disbursements	Ending Book Balance	Outstanding Warrants	Ending Cash Balance
<b>CAPITAL PROJECTS FUNDS (Continued)</b>							
064	University of Washington Building	\$ 11,374,585.55	\$ 6,952,449.21	\$ 3,977,106.51	\$ 14,349,928.25	\$ .....	\$ 14,349,928.25
065	Western Washington University Capital Projects	8,883,605.65	1,913,107.26	336,724.63	10,459,988.28	.....	10,459,988.28
066	The Evergreen State College Capital Projects	2,767,598.65	231,120.55	438,125.42	2,560,593.78	.....	2,560,593.78
075	State Social and Health Services Construction	9,396.39	.....	.....	9,396.39	.....	9,396.39
18B	Columbia River Basin Tax Bond Water Supply Development	1,344,585.65	4,047.54	.....	1,348,633.19	.....	1,348,633.19
245	Public Safety Reimbursable Bond	4.12	.....	.....	4.12	.....	4.12
246	Community and Technical College Forest Reserve	5,260,656.98	.....	.....	5,260,656.98	.....	5,260,656.98
289	Thurston County Capital Facilities	7,638,420.47	362,345.70	108,760.43	7,892,005.74	.....	7,892,005.74
357	Gardner-Evans Higher Education Construction	45,698.05	.....	.....	45,698.05	.....	45,698.05
364	Military Department Capital	3,921,167.57	.....	25,873.73	3,895,293.84	.....	3,895,293.84
367	Chehalis Basin Taxable	.....	.....	.....	.....	.....	.....
373	Coronavirus Capital Projects	(14,853,832.97)	.....	3,242,662.18	(18,096,495.15)	.....	(18,096,495.15)
<b>TOTAL CAPITAL PROJECTS FUNDS</b>		<b>\$ 702,541,450.82</b>	<b>\$ (5,205,861.19)</b>	<b>\$ 157,297,364.53</b>	<b>\$ 540,038,225.10</b>	<b>\$ 9,329,978.52</b>	<b>\$ 549,368,203.62</b>
<b>PERMANENT FUNDS</b>							
04B	Natural Resources Real Property Replacement	\$ 38,957,374.33	\$ 123,899.27	\$ (14,788,749.13)	\$ 53,870,022.73	\$ .....	\$ 53,870,022.73
601	Agricultural Permanent	277,350.74	.....	223,264.91	54,085.83	.....	54,085.83
603	Millersylvania Park Trust	6,182.29	18.61	.....	6,200.90	.....	6,200.90
604	Normal School Permanent	57,025.32	.....	(19,928.01)	76,953.33	.....	76,953.33
605	Permanent Common School	60,953.30	.....	2,841.97	58,111.33	.....	58,111.33
606	Scientific Permanent	407,677.42	.....	261,140.07	146,537.35	.....	146,537.35
607	State University Permanent	152,966.81	.....	1,999.99	150,966.82	.....	150,966.82
<b>TOTAL PERMANENT FUNDS</b>		<b>\$ 39,919,530.21</b>	<b>\$ 123,917.88</b>	<b>\$ (14,319,430.20)</b>	<b>\$ 54,362,878.29</b>	<b>\$ .....</b>	<b>\$ 54,362,878.29</b>
<b>ENTERPRISE FUNDS</b>							
401	Correctional Industries	\$ 2,792,541.98	\$ 9,266,675.08	\$ 9,465,921.08	\$ 2,593,295.98	\$ 244,053.74	\$ 2,837,349.72
407	Secretary of State's Revolving	18,111,343.14	1,477,955.50	620,515.53	18,968,783.11	80.00	18,968,863.11
418	State Health Care Authority Administrative	2,661,692.86	1,293,838.00	1,751,070.46	2,204,460.40	292.49	2,204,752.89
492	School Employees' Insurance Administrative	1,532,112.36	1,013,925.00	1,193,891.00	1,352,146.36	75.18	1,352,221.54
578	Lottery Administrative	1,799,649.64	1,653,485.92	1,473,656.50	1,979,479.06	11,855.65	1,991,334.71
608	Accident	567,912.89	271,682,889.10	223,537,983.70	48,712,818.29	12,151,002.14	60,863,820.43
609	Medical Aid	(152,130.43)	207,858,608.83	182,385,947.13	25,320,531.27	9,859,017.62	35,179,548.89

# RECEIPTS & DISBURSEMENTS FOR TREASURY FUNDS

		October 1, 2024	October 2024		October 31, 2024		
		Beginning Book Balance	Plus Receipts	Less Disbursements	Ending Book Balance	Outstanding Warrants	Ending Cash Balance
<b>ENTERPRISE FUNDS (Continued)</b>							
610	Accident Reserve	\$ 45,542.96	\$ 82,652,755.87	\$ 82,607,610.56	\$ 90,688.27	\$ 1,089,343.24	\$ 1,180,031.51
881	Supplemental Pension	115,169.81	188,448,677.24	165,131,381.66	23,432,465.39	2,471,952.53	25,904,417.92
883	Second Injury	105,495,203.60	(2,797,588.72)	120,236.64	102,577,378.24	15,199.64	102,592,577.88
<b>TOTAL ENTERPRISE FUNDS</b>		<b>\$ 132,969,038.81</b>	<b>\$ 762,551,221.82</b>	<b>\$ 668,288,214.26</b>	<b>\$ 227,232,046.37</b>	<b>\$ 25,842,872.23</b>	<b>\$ 253,074,918.60</b>
<b>INTERNAL SERVICE FUNDS</b>							
006	Public Records Efficiency, Preservation & Access	\$ 733,977.46	\$ 711,514.22	\$ 432,864.45	\$ 1,012,627.23	\$ 3,496.07	\$ 1,016,123.30
405	Legal Services Revolving	15,866,651.12	28,596,237.03	20,600,016.22	23,862,871.93	97,252.22	23,960,124.15
410	Transportation Equipment	59,659,089.50	1,695,473.59	1,908,839.65	59,445,723.44	10,005.76	59,455,729.20
415	Personnel Service	18,713,911.02	2,146,411.60	909,432.69	19,950,889.93	5,369.29	19,956,259.22
455	Higher Education Personnel Service	958,750.82	158.00	122,311.24	836,597.58	84.00	836,681.58
462	Government Central Service	3,509,755.42	1,858,796.90	667,651.15	4,700,901.17	15,375.00	4,716,276.17
468	OFM Central Service	1,947,726.70	5,622,724.35	1,424,587.29	6,145,863.76	.....	6,145,863.76
483	Auditing Services Revolving	259,837.23	686,811.12	517,277.51	429,370.84	189.97	429,560.81
484	Administrative Hearings Revolving	11,495,643.00	3,950,328.45	2,888,682.90	12,557,288.55	16,142.26	12,573,430.81
<b>TOTAL INTERNAL SERVICE FUNDS</b>		<b>\$ 113,145,342.27</b>	<b>\$ 45,268,455.26</b>	<b>\$ 29,471,663.10</b>	<b>\$ 128,942,134.43</b>	<b>\$ 147,914.57</b>	<b>\$ 129,090,049.00</b>
<b>PENSION TRUST FUNDS</b>							
614	Volunteer Firefighters' Relief and Pension Principal Fund	\$ 9,785,248.23	\$ 58,854.87	\$ 1,562,605.79	\$ 8,281,497.31	\$ 43,398.94	\$ 8,324,896.25
615	State Patrol - Plan1	1,098,179.18	8,395,313.41	8,384,313.37	1,109,179.22	55,196.21	1,164,375.43
616	Judges' Retirement	1,621,645.73	79,929.65	16,947.96	1,684,627.42	724.31	1,685,351.73
624	Reserve Officer's Relief/Pension Principal Fund	2,314.03	(23.06)	14,221.85	(11,930.88)	350.00	(11,580.88)
630	State Patrol - Plan 2	741,503.50	2,295,371.01	2,247,221.11	789,653.40	.....	789,653.40
631	Public Employees' Retirement System Plan 1	8,557,350.00	128,625,824.51	128,655,820.40	8,527,354.11	980,699.19	9,508,053.30
632	Teachers' Retirement System Plan 1	6,303,074.66	76,346,108.29	76,345,900.27	6,303,282.68	536,931.74	6,840,214.42
633	School Employees' Retirement System Combined Plan 2 & 3	8,017,488.05	92,290,180.30	92,756,902.12	7,550,766.23	710,500.78	8,261,267.01
635	Public Safety Employees Retirement System Plan 2	449,887.65	15,538,265.21	15,562,983.54	425,169.32	35,682.51	460,851.83
641	Public Employees' Retirement System Combined Plan 2 & 3	22,261,257.18	409,166,330.54	411,280,880.42	20,146,707.30	1,663,657.16	21,810,364.46
642	Teachers' Retirement System Combined Plan 2 and 3	30,852,165.95	292,279,634.05	298,091,322.44	25,040,477.56	442,492.23	25,482,969.79
661	Higher Ed Retirement Plan Supplemental Benefit-UW	71.53	673,444.40	673,446.72	69.21	.....	69.21

# RECEIPTS & DISBURSEMENTS FOR TREASURY FUNDS

	October 1, 2024		October 2024		October 31, 2024		
	Beginning Book Balance		Plus Receipts	Less Disbursements	Ending Book Balance	Outstanding Warrants	Ending Cash Balance
<b>PENSION TRUST FUNDS (Continued)</b>							
662 Higher Ed Retirement Plan Supplemental Benefit -WSU	\$ .....	\$ 97,040.44	\$ 97,040.44	\$ .....	\$ .....	\$ .....	\$ .....
663 Higher Ed Retirement Plan Supplemental Benefit-EWU	5,452.05		15,159.02	13,083.45	7,527.62		7,527.62
664 Higher Ed Retirement Plan Supplemental Benefit-CWU	1.93		16,781.97	16,783.90			
665 Higher Ed Retirement Plan Supplemental Benefit-TESC			4,663.52	4,663.52			
667 Higher Ed Retirement Plan Supplemental Benefit-WWU			24,560.60	24,560.60			
668 Higher Ed Retirement Plan Supplemental Benefit -SBCTC			90,198.59	90,198.59			
722 Deferred Compensation Principal	7,060,991.46		89,478,341.59	89,918,551.95	6,620,781.10	22,228.02	6,643,009.12
729 Judicial Retirement Principal	103,519.24		14,574.34	106,834.90	11,258.68		11,258.68
819 LEOFF Plan 1 Retirement	3,027,998.83		34,685,191.45	34,681,566.98	3,031,623.30	398,689.20	3,430,312.50
829 LEOFF Plan 2 Retirement	7,515,311.21		100,867,535.65	99,241,220.87	9,141,625.99	270,548.77	9,412,174.76
882 Washington Judicial Retirement System	9,319,596.88		1,529,354.06	538,610.71	10,310,340.23		10,310,340.23
<b>TOTAL PENSION TRUST FUNDS</b>	<b>\$ 116,723,057.29</b>	<b>\$ 1,252,572,634.41</b>	<b>\$ 1,260,325,681.90</b>	<b>\$ 108,970,009.80</b>	<b>\$ 5,161,099.06</b>	<b>\$ 114,131,108.86</b>	
<b>CUSTODIAL FUNDS</b>							
01P Suspense	\$ 99,868,207.54	\$ 2,997,878,584.89	\$ 2,988,302,773.85	\$ 109,444,018.58	\$ 207,922.84	\$ 109,651,941.42	
01R Undistributed Receipts	33,829.24	824.13	.....	34,653.37		34,653.37	
01T Local Leasehold Excise Tax	(60,246.95)		(3,322,904.11)	3,262,657.16		3,262,657.16	
034 Local Sales and Use Tax							
035 State Payroll Revolving	51,558,721.98	763,174,191.10	798,474,570.65	16,258,342.43	2,111,881.50	18,370,223.93	
768 Local Real Estate Excise Tax							
795 State Investment Board Commingled Monthly Bond							
865 State Investment Board Commingled Trust		1,589.52	1,589.52				
877 OASI Contribution							
<b>TOTAL CUSTODIAL FUNDS</b>	<b>\$ 151,400,511.81</b>	<b>\$ 3,761,055,189.64</b>	<b>\$ 3,783,456,029.91</b>	<b>\$ 128,999,671.54</b>	<b>\$ 2,319,804.34</b>	<b>\$ 131,319,475.88</b>	
<b>TOTAL TREASURY FUNDS</b>	<b>\$ 13,591,096,937.84</b>	<b>\$ 11,322,202,698.08</b>	<b>\$ 11,184,633,940.58</b>	<b>\$ 13,728,665,695.34</b>	<b>\$ 170,583,108.59</b>	<b>\$ 13,899,248,803.93</b>	

NOTE: Funds with zero balances that are scheduled to become inactive may no longer appear on this report.

# RECEIPTS & DISBURSEMENTS FOR TREASURER'S TRUST FUNDS

	October 1, 2024		October 2024		October 31, 2024			
	Beginning Book Balance		Plus Receipts	Less Disbursements	Ending Book Balance	Outstanding Warrants	Ending Cash Balance	
<b>GENERAL FUND</b>								
06N Local Tax Administration	\$	.....	\$	.....	\$	.....	\$	.....
07F Commercial Fisheries Buyback		.....		.....		.....		.....
08B Foster Care Endowed Scholarship Trust		17,608.24		53.01		17,661.25		17,661.25
08E Individual Development Account Program		2,203.20		6.63		2,209.83		2,209.83
08N State Financial Aid		61,588,833.98		58,303,636.00		94,857,848.38		2,041.43
08T Transportation Innovative Partnership		.....		.....		.....		.....
11M Poet Laureate		115.55		.....		115.55		115.55
11R Hospital Infection Control Grant		.....		.....		.....		.....
12L Outdoor Education and Recreation Prog		4,419,850.51		.....		4,419,850.51		4,419,850.51
12P Geoduck Aquaculture Research		.....		.....		.....		.....
131 Fair		4,236,635.60		13,254.98		7,440.50		4,242,450.08
14N Legislative Oral History		84,139.20		.....		84,139.20		84,139.20
14P Skeletal Human Remains Assistance		630,183.63		.....		7,839.17		622,344.46
15B Food Animal Vet Scholarship		.....		.....		.....		.....
15N Business Assistance		.....		.....		.....		.....
16F Washington State Flag		.....		.....		.....		.....
16K Mortgage Recovery		.....		.....		.....		.....
16R Multiagency Permitting Team		105,125.89		316.46		105,442.35		105,442.35
17R Aerospace Training Student Loan		184,745.19		2,496.82		4,383.14		182,858.87
18C Native Education Public-Private Partnership		.....		.....		.....		.....
18F High School Completion		.....		.....		.....		.....
18G Opportunity Scholarship Match Transfer		11,444,491.70		.....		.....		11,444,491.70
18K 24/7 Sobriety		22,242.95		299.35		22,542.30		22,542.30
18V Science, Technology, Engineering and Math Education Lighthouse		.....		.....		.....		.....
19J Universal Communications Services		246,539.24		.....		2,917.98		243,621.26
20L Early Start		130,497.79		.....		130,497.79		130,497.79
21J Gina Grant Bull Memorial Legislative Page Scholarship		40,248.36		135.65		40,384.01		300.00
21L Low-Income Home Rehabilitation		242,488.48		739.51		10,688.25		232,539.74
21T Suicide-Safer Homes Project		25,000.01		.....		25,000.01		25,000.01
22A State Agency Office Relocation Pool		3,739,950.16		.....		3,739,950.16		3,739,950.16
22B Highway Worker Memorial Scholarship		.....		.....		.....		.....
22S Landlord Mitigation Program		3,492,324.98		239,142.27		448,230.44		3,283,236.81
22V Medical Student Loan		1,751,479.24		.....		1,751,479.24		1,751,479.24



# RECEIPTS & DISBURSEMENTS FOR TREASURER'S TRUST FUNDS

	October 1, 2024		October 2024		October 31, 2024		
	Beginning Book Balance		Plus Receipts	Less Disbursements	Ending Book Balance	Outstanding Warrants	Ending Cash Balance
<b>GENERAL FUND (Continued)</b>							
23B Rural Jobs Program Match Transfer	\$ 403,895.86	\$	.....	\$	\$ 403,895.86	\$	\$ 403,895.86
23E Washington History Day	103,168.36		810.50	929.07	103,049.79	.....	103,049.79
23F Open Educational Resources	.....		.....	.....	.....	.....	.....
23L Indian Health Improvement Reinvestment	1,549,607.78		22,974.33	45,100.78	1,527,481.33	.....	1,527,481.33
24A Behavioral Health Loan Repayment & Scholarship Program	11,118,588.40		290,720.93	299,048.57	11,110,260.76	52,974.99	11,163,235.75
24F Veterans Service Officer	.....		.....	.....	.....	.....	.....
24W Undocumented Student Support Loan Match	.....		.....	.....	.....	.....	.....
25B Unemployment Insurance Relief	30,284.75		.....	.....	30,284.75	.....	30,284.75
25E Rosa Franklin Legislative Internship Program Scholarship	2,167.43		6.53	.....	2,173.96	.....	2,173.96
25J Department of Transportation Purple Heart State	.....		.....	.....	.....	.....	.....
25K Department of Veterans' Affairs Purple Heart State	803.97		.....	.....	803.97	.....	803.97
25L Military Department Purple Heart State	.....		.....	.....	.....	.....	.....
26F Billy Frank Jr. National Statuary Hall Collection	.....		.....	.....	.....	.....	.....
27E Equitable Access to Credit Program	7,100,111.00		153,576.00	.....	7,253,687.00	.....	7,253,687.00
27H Veterans & Military Members Suicide Prevention	18,618.00		990.00	1,082.78	18,525.22	.....	18,525.22
27M WA State Global War on Terror Memorial	12,650.00		.....	.....	12,650.00	.....	12,650.00
28B Employee Ownership Revolving Loan Program	.....		.....	.....	.....	.....	.....
28N Surgical Smoke Evacuation	300,000.00		.....	.....	300,000.00	.....	300,000.00
28Q Port District Equity Fund	1,000,000.00		.....	.....	1,000,000.00	.....	1,000,000.00
290 Savings Incentive	1,980,093.39		.....	.....	1,980,093.39	.....	1,980,093.39
447 Information Technology Investment Revolving	49,194,146.76		380,217.07	5,512,066.02	44,062,297.81	127.89	44,062,425.70
490 Regional Transportation Investment District	.....		.....	.....	.....	.....	.....
514 Agricultural Conservation Easements	.....		.....	.....	.....	.....	.....
534 Washington Graduate Fellowship Trust	489.80		.....	.....	489.80	.....	489.80
551 Washington Youth and Families	124,634.31		.....	.....	124,634.31	.....	124,634.31
552 Conservation Assistance Revolving	463,714.45		.....	.....	463,714.45	.....	463,714.45
653 Washington Distinguished Professorship Trust	.....		.....	.....	.....	.....	.....
703 COVID-19 Unemployment	.....		.....	.....	.....	.....	.....
704 COVID-19 Public Health Response	(10,480,751.99)		8,150,256.24	9,516,070.77	(11,846,566.52)	1,265,567.63	(10,580,998.89)
708 Salary/Insurance Contribution Increase Revolving	169,080.41		.....	.....	169,080.41	.....	169,080.41
743 College Faculty Awards Trust	186.14		.....	.....	186.14	.....	186.14
747 Health Professional Loan Repayment & Scholarship Program	33,720,490.74		1,963,154.00	456,870.32	35,226,774.42	102,023.93	35,328,798.35

# RECEIPTS & DISBURSEMENTS FOR TREASURER'S TRUST FUNDS

		October 1, 2024		October 2024		October 31, 2024	
		Beginning Book Balance	Plus Receipts	Less Disbursements	Ending Book Balance	Outstanding Warrants	Ending Cash Balance
<b>GENERAL FUND (Continued)</b>							
748	WA Career and College Pathways Innov Challenge	\$ 15,198,671.99	\$ 46,475.85	\$ 82,625.46	\$ 15,162,522.38	\$ .....	\$ 15,162,522.38
781	Cross-State Trail	473.10	.....	.....	473.10	.....	473.10
793	Health Insurance Pool	.....	.....	.....	.....	.....	.....
835	Four Year Student Child Care in Higher Education	92,991.39	.....	9,636.39	83,355.00	3,104.14	86,459.14
<b>TOTAL GENERAL FUND</b>		<b>\$ 204,508,819.94</b>	<b>\$ 69,569,262.13</b>	<b>\$ 41,439,551.24</b>	<b>\$ 232,638,530.83</b>	<b>\$ 2,058,007.53</b>	<b>\$ 234,696,538.36</b>
<b>SPECIAL REVENUE FUNDS</b>							
01F	Crime Victims' Compensation	\$ 2,303,772.16	\$ 111,157.27	\$ .....	\$ 2,414,929.43	\$ .....	\$ 2,414,929.43
03K	Industrial Insurance Premium Refund	8,294,851.43	32,133.91	77,416.97	8,249,568.37	410.85	8,249,979.22
04F	Real Estate Education Program	631,432.50	5,077.93	13,329.53	623,180.90	1,118.77	624,299.67
06H	Oral History, State Library, and Archives	79,392.21	114.08	20,800.04	58,706.25	.....	58,706.25
06J	Securities Prosecution	1,089,500.00	41,000.00	.....	1,130,500.00	.....	1,130,500.00
07A	Mortgage Lending Fraud Prosecution	100,207.81	21,964.25	.....	122,172.06	.....	122,172.06
07B	Organ and Tissue Donation Awareness	95,296.14	46,295.11	99,414.34	42,176.91	45,476.00	87,652.91
07E	Contract Harvesting Revolving	8,466,818.04	27,677.48	2,264,069.69	6,230,425.83	.....	6,230,425.83
07J	"Helping Kids Speak"	2,380.01	1,512.01	2,121.01	1,771.01	.....	1,771.01
07K	Special License Plate Applicant Trust	12,206.00	.....	.....	12,206.00	.....	12,206.00
07L	Legislative International Trade	735.85	.....	.....	735.85	.....	735.85
07N	Produce Railcar Pool	54.39	0.16	.....	54.55	.....	54.55
07T	Commemorative Works	3,724.54	11.21	.....	3,735.75	.....	3,735.75
07V	Fish and Wildlife Enforcement Reward	173,354.32	23,959.95	8,045.63	189,268.64	.....	189,268.64
08C	Gonzaga University Alumni Association	6,280.06	4,211.68	6,405.03	4,086.71	.....	4,086.71
08F	Lighthouse Environmental Programs	10,831.32	7,368.69	10,084.70	8,115.31	.....	8,115.31
08G	Flexible Spending Administrative	2,447,760.40	88,074.00	80,468.21	2,455,366.19	.....	2,455,366.19
08J	Prescription Drug Consortium	62,722.07	.....	.....	62,722.07	.....	62,722.07
08L	"Ski & Ride Washington"	6,514.89	2,993.67	4,218.67	5,289.89	4,218.67	9,508.56
08P	State Parks Education and Enhancement	385,900.17	14,067.71	11,650.17	388,317.71	600.00	388,917.71
08V	Veterans Stewardship	1,080,430.48	59,994.57	71,995.41	1,068,429.64	2,513.22	1,070,942.86
08W	"Washington's National Park Fund"	32,241.96	29,379.06	43,999.76	17,621.26	.....	17,621.26
098	Eastern Washington Pheasant Enhancement	81,550.08	32,786.77	7,847.63	106,489.22	.....	106,489.22
09A	We Love Our Pets	12,186.92	4,725.01	7,275.36	9,636.57	.....	9,636.57
09B	Boating Safety Education Certification	923,749.99	9,290.00	14,389.76	918,650.23	1,520.00	920,170.23
09J	Washington Coastal Crab Pot Buoy Tag	89,697.43	70,625.00	3,000.00	157,322.43	.....	157,322.43

# RECEIPTS & DISBURSEMENTS FOR TREASURER'S TRUST FUNDS

	October 1, 2024		October 2024		October 31, 2024		
	Beginning Book Balance		Plus Receipts	Less Disbursements	Ending Book Balance	Outstanding Warrants	Ending Cash Balance
<b>SPECIAL REVENUE FUNDS (Continued)</b>							
09K Life Sciences Discovery	\$ 670,293.12	\$	2,017.75	\$ 500,000.00	\$ 172,310.87	\$	172,310.87
09L Nursing Resource Center	959,590.18		81,800.00	137,777.81	903,612.37	24.00	903,636.37
10F "Share the Road"	16,271.72		5,646.68	8,610.02	13,308.38		13,308.38
11A Employment Training Finance	298,105.97		9,989.42		308,095.39		308,095.39
11J Electronic Products Recycling	1,146,724.36			17,443.90	1,129,280.46		1,129,280.46
11P Large On-Site Sewage Systems							
11V Veteran Estate Management	(37,008.81)		27,957.54	32,017.20	(41,068.47)	26.20	(41,042.27)
126 Agricultural Local	36,877,151.64		3,637,652.53	4,647,126.31	35,867,677.86	351,907.52	36,219,585.38
128 Grain Inspection Revolving	332,556.20		1,580,712.51	1,117,336.59	795,932.12	5,935.35	801,867.47
12E Assisted Living Facility Management	907,130.31			(23,153.06)	930,283.37		930,283.37
12F Manufactured/Mobile Home Dispute Resol	2,106,864.33		57,378.00	84,505.47	2,079,736.86		2,079,736.86
12G Rockfish Research	377,699.72		10,350.78	60,206.18	327,844.32	0.50	327,844.82
12H Uniformed Service Shared Leave Pool	984,139.41			5,659.17	978,480.24		978,480.24
12N Get Ready For Math & Science Schlarshp	348,174.87		2,510.56		350,685.43		350,685.43
133 Children's Trust	391,022.49		4,790.24	1,240.00	394,572.73	80.00	394,652.73
14E Washington State Library Operations	5,313,422.56		319,358.22	507,359.35	5,125,421.43	9,324.91	5,134,746.34
14W Reduced Cigarette Ignition Propensity	963,636.71		2,901.65	22,459.48	944,078.88		944,078.88
15T Broadband Mapping							
15V Funeral and Cemetery	776,380.16		18,825.63	58,868.78	736,337.01	4,160.48	740,497.49
15W Guaranteed Asset Protection Waiver	19,750.00				19,750.00		19,750.00
163 Worker and Community Right to Know	5,463,180.40		120,039.40	227,999.49	5,355,220.31	704.24	5,355,924.55
169 Horse Racing Commission Operating	1,679,139.54		145,463.78	356,235.38	1,468,367.94	1,359.61	1,469,727.55
16B Landscape Architects' License	425,944.59		39,481.00	10,893.86	454,531.73		454,531.73
16E Spec Forest Products Outreach/Education	76,369.78		31.21		76,400.99		76,400.99
16G Universal Vaccine Purchase	26,092,288.29		8,783,214.17	22,067,542.54	12,807,959.92	1,559,022.10	14,366,982.02
16L Accessible Communities	1,107,004.79		18,742.61	1,699.21	1,124,048.19		1,124,048.19
16N Disabled Veterans Assistance	1,025.00				1,025.00		1,025.00
16T Mercury-Containing Light Product Stewardship Programs	326,088.44			2,118.81	323,969.63		323,969.63
17L Foreclosure Fairness	928,641.72		87,650.00	65,808.41	950,483.31		950,483.31
17M Individual-Based/Portable Background Check Clearance	92,234.41			117,271.75	(25,037.34)		(25,037.34)
17V Volunteer Firefighters	6,155.34		2,531.66	4,692.34	3,994.66		3,994.66
180 Local Government Administrative Hearings	189,635.44		(373.87)	1,175.00	188,086.57		188,086.57
189 Clarke-McNary			86,763.47	173,526.94	(86,763.47)		(86,763.47)

# RECEIPTS & DISBURSEMENTS FOR TREASURER'S TRUST FUNDS

		October 1, 2024		October 2024		October 31, 2024	
		Beginning	Plus	Less	Ending	Outstanding	Ending
		Book Balance	Receipts	Disbursements	Book Balance	Warrants	Cash Balance
<b>SPECIAL REVENUE FUNDS (Continued)</b>							
18A	Investing In Innovation	\$ .....	\$ .....	\$ .....	\$ .....	\$ .....	\$ .....
18E	Educator Certification Processing	5,004,625.97	170,662.00	204,148.00	4,971,139.97	1,428.00	4,972,567.97
18M	Music Matters Awareness	6,316.32	4,879.01	7,361.67	3,833.66	.....	3,833.66
18N	Damage Prevention	159,792.60	7,636.25	9,367.69	158,061.16	.....	158,061.16
18R	Seattle Sounders FC	5,417.55	2,696.64	4,576.61	3,537.58	.....	3,537.58
190	Forest Fire Protection Assessment	6,702,315.79	12,535.93	401,690.93	6,313,160.79	13,723.29	6,326,884.08
193	State Forest Nursery Revolving	2,896,357.32	5,683.27	57,087.50	2,844,953.09	422.85	2,845,375.94
195	Energy	0.21	.....	.....	0.21	.....	0.21
197	Statute Law Committee Publications	848,254.58	44,904.81	12,142.48	881,016.91	134.58	881,151.49
198	Access Road Revolving	2,902,171.69	15,741.06	338,864.37	2,579,048.38	8,106.68	2,587,155.06
19B	School for the Blind	2,016,118.69	1,166,998.04	375,167.75	2,807,948.98	3,481.90	2,811,430.88
19E	4-H Program	224.00	476.00	532.00	168.00	.....	168.00
19F	Seattle Seahawks	44,165.56	19,171.25	29,011.50	34,325.31	.....	34,325.31
19H	Center for Deaf/Hard of Hearing Youth	2,289,640.33	82,525.55	(144,782.91)	2,516,948.79	.....	2,516,948.79
19M	Seattle University	15,117.52	560.00	791.00	14,886.52	.....	14,886.52
19P	Child Rescue	136,605.55	2,063.62	.....	138,669.17	.....	138,669.17
19R	Residential Services and Support	92,111.30	.....	.....	92,111.30	.....	92,111.30
19W	Wolf-Livestock Conflict	203,057.05	.....	1,200.00	201,857.05	.....	201,857.05
205	Mobile Home Park Relocation	5,019,889.92	156,414.35	16,148.75	5,160,155.52	99.41	5,160,254.93
206	Cost of Supervision	.....	.....	.....	.....	.....	.....
209	Regional Fisheries Enhancement Group	1,407,431.52	28,248.68	130,852.97	1,304,827.23	1.68	1,304,828.91
20A	State Flower	2,975.01	2,289.01	3,775.35	1,488.67	.....	1,488.67
20D	CPA Scholarship Transfer	100,000.00	.....	30,000.00	70,000.00	.....	70,000.00
20E	WA Internet Crimes Against Children	1,468,872.42	.....	.....	1,468,872.42	.....	1,468,872.42
20G	Washington Farmers and Ranchers	448.01	364.00	527.34	284.67	.....	284.67
20P	Nursing Facility Quality Enhancement	6,776,320.83	.....	(49,119.07)	6,825,439.90	.....	6,825,439.90
20W	Washington Tennis	16,208.45	84.00	.....	16,292.45	.....	16,292.45
210	Fire Protection Contractor License	1,327,148.79	51,203.44	109,996.49	1,268,355.74	134.00	1,268,489.74
213	Veterans' Emblem	29,745.43	329.00	.....	30,074.43	.....	30,074.43
214	Temporary Worker Housing	197,010.81	58.00	23,588.22	173,480.59	.....	173,480.59
219	Air Operating Permit	3,668,360.80	.....	287,253.17	3,381,107.63	47.40	3,381,155.03
21A	Washington State Wrestling	667.33	765.34	945.00	487.67	.....	487.67
21F	Fred Hutch	772.33	476.00	1,052.33	196.00	.....	196.00
21G	Washington State Aviation	117,907.30	3,698.34	.....	121,605.64	.....	121,605.64

# RECEIPTS & DISBURSEMENTS FOR TREASURER'S TRUST FUNDS

	October 1, 2024		October 2024		October 31, 2024		
	Beginning Book Balance		Plus Receipts	Less Disbursements	Ending Book Balance	Outstanding Warrants	Ending Cash Balance
<b>SPECIAL REVENUE FUNDS (Continued)</b>							
21N NE WA Wolf-Livestock Management	\$ 839,302.47	\$	2,823.56	\$ 199,524.83	\$ 642,601.20	\$	\$ 642,601.20
21Q Forest Health Revolving	24,065,845.98		73,146.65	(181,145.50)	24,320,138.13	5,196.79	24,325,334.92
21U Veteran's In-State Service Shared Leave Pool	301,795.97			5,032.69	296,763.28		296,763.28
21W K-12 Criminal Background Check	1,108,416.99		290,050.00	271,976.85	1,126,490.14		1,126,490.14
225 Fingerprint Identification	7,176,992.01		1,263,347.11	1,603,368.42	6,836,970.70	4,147.20	6,841,117.90
22G Photovoltaic Module Recycling	14,238.87				14,238.87		14,238.87
22H Foster Parent Shared Leave Pool	356,065.33		3,370.53	(778.89)	360,214.75		360,214.75
22K Watershed Restoration Enhancement	1,153,050.00		36,050.00		1,189,100.00		1,189,100.00
22L Public Use General Aviation Airport Loan Revolving	6,686,571.94		38,291.26	765,073.83	5,959,789.37		5,959,789.37
22N Fish and Wildlife Federal Lands Revolving	(0.01)				(0.01)		(0.01)
22P Natural Resources Federal Lands Revolving	10,635,846.01		32,605.83	(1,153,887.64)	11,822,339.48		11,822,339.48
22Q Seattle Mariners	3,242.08				3,242.08		3,242.08
23A Student Loan Advocate	830,559.90			13,587.57	816,972.33	42.95	817,015.28
23C Department of Licensing Tuition Recovery	138,853.46		7,220.91	59.37	146,015.00	6,341.66	152,356.66
23D Student Achievement Council Tuition Recovery Trust	586,927.72		28,183.27		615,110.99		615,110.99
23K Smoke Detection Device Awareness							
23M County Road Administration Board Emergency Loan	3,230,381.45		9,724.26		3,240,105.71		3,240,105.71
24C San Juan Islands Programs	5,632.67		5,229.01	8,850.34	2,011.34		2,011.34
24D Seattle Storm							
24E Washington State Library-Archives Building	20,850,506.91		283,332.54	4,959.12	21,128,880.33		21,128,880.33
24G Hemp Regulatory	310,305.97		504.25	2,473.37	308,336.85		308,336.85
24R Energy Independence Act Special							
24S Seattle NHL Hockey	2,843.75		2,987.25	4,681.25	1,149.75		1,149.75
24T State Firearms Background Check System	2,620,095.33		329,328.00	829,578.74	2,119,844.59		2,119,844.59
259 Coastal Crab	122,798.64		8,800.00	6,595.56	125,003.08		125,003.08
25A Washington Apples	224.00		2,767.34	4,503.34	(1,512.00)		(1,512.00)
25R Recycled Content	699,392.50			47,320.09	652,072.41	4.68	652,077.09
25S Recycling Enhancing			167,393.85		167,393.85		167,393.85
25V Washington State Attorney General Charitable Asset Protection	1,032,622.57		79,216.50	57,513.74	1,054,325.33		1,054,325.33
26G Energy Facility Site Eval Council	(808,847.27)		243,920.82	258,716.25	(823,642.70)		(823,642.70)
26J WA State Leadership Board Spec Lic Plate	455,900.84		10,553.32		466,454.16		466,454.16
26S Patches Pal License Plate	1,374.33		1,612.34	2,090.67	896.00	2,090.67	2,986.67

# RECEIPTS & DISBURSEMENTS FOR TREASURER'S TRUST FUNDS

	October 1, 2024		October 2024		October 31, 2024		
	Beginning Book Balance		Plus Receipts	Less Disbursements	Ending Book Balance	Outstanding Warrants	Ending Cash Balance
<b>SPECIAL REVENUE FUNDS (Continued)</b>							
274 Adult Family Home	\$ 485,229.76	\$	.....	\$ (3,704.46)	\$ 488,934.22	\$	\$ 488,934.22
27D Driver Resource Center	892,798.62		.....	394,968.25	497,830.37	.....	497,830.37
27N Washington Wine License Plate	6,127.33		840.00	1,003.33	5,964.00	.....	5,964.00
27R Medication for People Living with HIV Rebate Revenue	64,804,184.18		4,205,197.68	3,900,938.07	65,108,443.79	96,652.06	65,205,095.85
27S Child Sexual Abuse/Trafficking Prevention	.....		.....	.....	.....	.....	.....
27U Fire Protection Compliance	.....		.....	.....	.....	.....	.....
27V WA State Attorney General Humane Detention	.....		.....	.....	.....	.....	.....
281 Impaired Driving Safety	(186,292.84)		102,730.60	280,250.00	(363,812.24)	.....	(363,812.24)
283 Juvenile Accountability Incentive	334,778.22		1,007.76	.....	335,785.98	.....	335,785.98
28C Responsible Battery Management	.....		.....	.....	.....	.....	.....
28D Down Payment Assitstance	250,000.00		.....	.....	250,000.00	.....	250,000.00
28H Homeowner Recovery	51,352.40		32,281.85	.....	83,634.25	.....	83,634.25
28L WA State Eastern WA Cultural Land Feature	.....		.....	.....	.....	.....	.....
28P Fallen Firefighter Memorial	.....		.....	.....	.....	.....	.....
28W Fern Lodge Maintenance	.....		.....	.....	.....	.....	.....
297 Pipeline Safety	3,674,534.49		15,804.68	251,471.73	3,438,867.44	.....	3,438,867.44
298 Geologists'	449,858.21		39,898.00	17,606.76	472,149.45	587.00	472,736.45
300 Financial Services Regulation	33,108,802.16		1,166,659.09	3,460,415.75	30,815,045.50	34,459.61	30,849,505.11
320 Puget Sound Crab Pot Buoy Tag	28,074.73		125.00	2,642.21	25,557.52	250.00	25,807.52
328 Crim Justice Training Commis Firing Range Maintenance	213,403.00		.....	.....	213,403.00	.....	213,403.00
416 Surplus and Donated Food Commodities Revolving	2,872,100.10		894,466.80	918,818.64	2,847,748.26	.....	2,847,748.26
424 Anti-Trust Revolving	2,298,871.81		1,599,757.36	2,179,097.86	1,719,531.31	72,917.57	1,792,448.88
474 School Employees Flexible & Dependent Care Administration	61,079.18		40,579.00	31,174.47	70,483.71	.....	70,483.71
480 Financial Education Public-Private Partnership	141,041.17		.....	.....	141,041.17	.....	141,041.17
485 Horse Racing Owners' Bonus/Breeder Awards	446,509.16		27,797.98	.....	474,307.14	.....	474,307.14
495 Toll Collection	24,024,440.10		23,280,415.73	23,382,341.72	23,922,514.11	111,485.98	24,034,000.09
496 Educator Conditional Scholarship	5,863,002.56		53,716.09	68,916.02	5,847,802.63	18,000.00	5,865,802.63
497 Horse Racing Commission Class C Purse Fund	299,425.54		3,906.29	.....	303,331.83	.....	303,331.83
498 Washington State Council of Fire Fighters Benevolent	14,411.39		10,864.03	15,386.05	9,889.37	.....	9,889.37
499 Law Enforcement Memorial	48,020.80		25,902.43	37,531.82	36,391.41	.....	36,391.41
501 Liquor Revolving	4,255,812.43		43,942,536.19	5,017,831.33	43,180,517.29	183,411.57	43,363,928.86

# RECEIPTS & DISBURSEMENTS FOR TREASURER'S TRUST FUNDS

	October 1, 2024		October 2024		October 31, 2024		
	Beginning Book Balance		Plus Receipts	Less Disbursements	Ending Book Balance	Outstanding Warrants	Ending Cash Balance
<b>SPECIAL REVENUE FUNDS (Continued)</b>							
503 Tuition Recovery	\$ 4,749,933.80	\$	37,835.60	\$ 5,663.87	\$ 4,782,105.53	\$ .....	\$ 4,782,105.53
515 DNA Data Base	914,484.45		9,336.84	72,951.94	850,869.35	.....	850,869.35
516 Fruit and Vegetable Inspection	9,010,808.41		1,742,734.54	1,556,786.15	9,196,756.80	39,707.25	9,236,464.05
536 Federal Food Service Revolving	2,558,524.84		4,102,188.87	4,101,017.17	2,559,696.54	252,178.53	2,811,875.07
553 Performance Audits of Government	17,757,936.85		2,428,624.03	2,383,891.94	17,802,668.94	834.51	17,803,503.45
561 Community Technical College Innovation	3,050,267.76		9,734.38	692,662.58	2,367,339.56	.....	2,367,339.56
687 Rural Rehabilitation	21,884.00		65.88	.....	21,949.88	.....	21,949.88
688 Federal Local Rail Service Assistance	87,712.21		222.77	.....	87,934.98	.....	87,934.98
731 Child Care Facility Revolving	79,946.01		240.66	.....	80,186.67	.....	80,186.67
732 Nursing Home Civil Penalties	3,652,545.67		.....	(60,911.82)	3,713,457.49	.....	3,713,457.49
746 Hanford Area Economic Investment	43,200.52		1,579.05	38,709.83	6,069.74	.....	6,069.74
749 Governor's Interagency Committee of State Employed Women	181,167.39		.....	12,143.92	169,023.47	500.00	169,523.47
761 Basic Health Plan Subscription	250,744.09		.....	.....	250,744.09	.....	250,744.09
763 Center for the Improvement of Student Learning	35,600.68		.....	.....	35,600.68	.....	35,600.68
773 Commission on Higher Ed Prof Student Ex Program	51,200.00		.....	.....	51,200.00	.....	51,200.00
774 University of Washington License Plate	84,730.64		25,116.10	.....	109,846.74	.....	109,846.74
776 Washington State University License Plate	56,655.83		58,032.49	.....	114,688.32	.....	114,688.32
778 Western Washington University License Plate	613.67		1,288.00	1,201.67	700.00	.....	700.00
779 Eastern Washington University License Plate	127,728.11		4,076.34	.....	131,804.45	.....	131,804.45
780 School Zone Safety Account	1,565,247.08		22,315.03	2,070.74	1,585,491.37	.....	1,585,491.37
783 Central Washington University License Plate	25,883.76		1,393.00	.....	27,276.76	.....	27,276.76
784 Miscellaneous Transportation Programs	(44,072,932.15)		54,630,686.35	58,001,606.76	(47,443,852.56)	1,430,182.52	(46,013,670.04)
786 The Evergreen State College License Plate	9,074.35		840.00	.....	9,914.35	.....	9,914.35
789 Advanced Environmental Mitigation Revolving	1,603,606.46		12,739.50	.....	1,616,345.96	.....	1,616,345.96
816 Stadium and Exhibition Center	1,421,077.30		1,447,828.79	665,089.42	2,203,816.67	.....	2,203,816.67
821 Impaired Physician	507,279.67		243,126.00	496,259.58	254,146.09	540.00	254,686.09
823 Livestock Nutrient Management	36,033.76		850.00	(350.00)	37,233.76	.....	37,233.76
833 Developmental Disabilities Endowment Trust	4,087,487.24		585,333.46	578,402.92	4,094,417.78	155,577.31	4,249,995.09
834 Capitol Furnishings Preservation Committee	64,004.48		.....	.....	64,004.48	.....	64,004.48
878 Federal Forest Revolving	14,215.09		42.79	.....	14,257.88	.....	14,257.88
880 Advance Right-of-Way Revolving	26,260,265.19		424,492.98	8.78	26,684,749.39	.....	26,684,749.39
884 Gambling Revolving	20,393,928.59		1,994,226.92	1,324,728.48	21,063,427.03	30,527.19	21,093,954.22
885 Plumbing Certificate	1,341,975.66		56,409.66	158,601.16	1,239,784.16	.....	1,239,784.16

# RECEIPTS & DISBURSEMENTS FOR TREASURER'S TRUST FUNDS

		October 1, 2024	October 2024			October 31, 2024		
		Beginning Book Balance	Plus Receipts	Less Disbursements	Ending Book Balance	Outstanding Warrants	Ending Cash Balance	
<b>SPECIAL REVENUE FUNDS (Continued)</b>								
892	Pressure Systems Safety	\$ 1,288,388.22	\$ 141,066.84	\$ 212,119.03	\$ 1,217,336.03	\$ 639.11	\$ 1,217,975.14	
<b>TOTAL SPECIAL REVENUE FUNDS</b>		<b>\$ 442,808,979.37</b>	<b>\$ 163,807,690.08</b>	<b>\$ 147,754,569.65</b>	<b>\$ 458,862,099.80</b>	<b>\$ 4,462,256.37</b>	<b>\$ 463,324,356.17</b>	
<b>CAPITAL PROJECTS FUNDS</b>								
366	Watershed Restoration Enhancement Bond	\$ 7,071,212.57	\$ .....	\$ 145,088.32	\$ 6,926,124.25	\$ 35,855.66	\$ 6,961,979.91	
377	Watershed Restoration Enhancement Taxable Bond	\$ .....	\$ .....	\$ .....	\$ .....	\$ .....	\$ .....	
<b>TOTAL CAPITAL PROJECTS FUNDS</b>		<b>\$ 7,071,212.57</b>	<b>\$ .....</b>	<b>\$ 145,088.32</b>	<b>\$ 6,926,124.25</b>	<b>\$ 35,855.66</b>	<b>\$ 6,961,979.91</b>	
<b>PERMANENT FUNDS</b>								
842	American Indian Scholarship Endowment	\$ 298,054.51	\$ 901.06	\$ .....	\$ 298,955.57	\$ .....	\$ 298,955.57	
852	Foster Care Scholarship Endowment	4,151.77	12.50	\$ .....	4,164.27	\$ .....	4,164.27	
<b>TOTAL PERMANENT FUNDS</b>		<b>\$ 302,206.28</b>	<b>\$ 913.56</b>	<b>\$ .....</b>	<b>\$ 303,119.84</b>	<b>\$ .....</b>	<b>\$ 303,119.84</b>	
<b>ENTERPRISE FUNDS</b>								
22E	Family and Medical Leave Enforcement	\$ 449,212.70	\$ 1,072.57	\$ .....	\$ 450,285.27	\$ .....	\$ 450,285.27	
22F	Family and Medical Leave Insurance	208,783,873.87	127,443,658.87	185,860,317.90	150,367,214.84	1,139,353.90	151,506,568.74	
413	Municipal Revolving	7,561,391.12	4,216,712.15	3,794,425.46	7,983,677.81	1,929.89	7,985,607.70	
438	Uniform Dental Plan Benefits Administration	848,997.13	697,997.00	1,252,587.84	294,406.29	\$ .....	294,406.29	
439	Uniform Medical Plan Benefits Administration	4,915,052.92	4,937,170.00	10,455,586.12	(603,363.20)	\$ .....	(603,363.20)	
442	Legislative Gift Center	283,164.72	23,396.98	31,191.99	275,369.71	3,305.45	278,675.16	
445	Self-Insured Emplr Overpymt Reimb	1,807,192.78	11,431.27	\$ .....	1,818,624.05	\$ .....	1,818,624.05	
446	Industrial Insurance Rainy Day Fund	\$ .....	(0.08)	\$ .....	(0.08)	\$ .....	(0.08)	
449	Certificates of Participation and Other Financing - Local	468,736.67	\$ .....	30,901.63	437,835.04	\$ .....	437,835.04	
456	Separately Managed State Treasurer's Service	247,321.42	20,160.00	21,506.03	245,975.39	\$ .....	245,975.39	
470	Imaging	204,952.35	9,685.17	31,985.81	182,651.71	\$ .....	182,651.71	
473	School Employees Insurance Reserve	80,456,946.43	244,110.69	\$ .....	80,701,057.12	\$ .....	80,701,057.12	
475	School Employees Dental Benefits Administration	1,006,665.40	\$ .....	915,831.36	90,834.04	\$ .....	90,834.04	
493	School Employees' Insurance	(30,693,559.28)	181,278,568.26	176,987,488.55	(26,402,479.57)	341,010.34	(26,061,469.23)	
494	School Employees' Benefits Board Administration	2,226,663.14	2,067,007.00	4,093,140.87	200,529.27	\$ .....	200,529.27	
543	Judicial Information Systems	22,820,155.64	1,318,247.46	2,508,768.47	21,629,634.63	26,495.95	21,656,130.58	
544	Pollution Liability Insurance Program Trust	72,248,771.40	3,276,145.74	659,977.92	74,864,939.22	52,131.02	74,917,070.24	
545	Heating Oil Pollution Liability Trust	1,818,590.00	77,316.49	77,005.29	1,818,901.20	10.38	1,818,911.58	



# RECEIPTS & DISBURSEMENTS FOR TREASURER'S TRUST FUNDS

		October 1, 2024	October 2024			October 31, 2024		
		Beginning Book Balance	Plus Receipts	Less Disbursements	Ending Book Balance	Outstanding Warrants	Ending Cash Balance	
<b>ENTERPRISE FUNDS (Continued)</b>								
567	Long-Term Services and Supports Trust	\$ 57,055,625.91	\$ 93,955,191.18	\$ 12,315,928.58	\$ 138,694,888.51	\$ 601,146.97	\$ 139,296,035.48	
721	Public Employees' and Retirees' Insurance	305,189,687.96	253,427,627.17	286,635,924.75	271,981,390.38	4,933,287.46	276,914,677.84	
730	Public Employees' and Retirees' Insurance Reserve	163,969,312.68	498,167.09	.....	164,467,479.77	.....	164,467,479.77	
788	Advanced College Tuition Payment Program	4,219,467.95	9,447,887.41	10,951,687.99	2,715,667.37	1,279,956.53	3,995,623.90	
<b>TOTAL ENTERPRISE FUNDS</b>		<b>\$ 905,888,222.91</b>	<b>\$ 682,951,552.42</b>	<b>\$ 696,624,256.56</b>	<b>\$ 892,215,518.77</b>	<b>\$ 8,378,627.89</b>	<b>\$ 900,594,146.66</b>	
<b>INTERNAL SERVICE FUNDS</b>								
411	Natural Resources Equipment	\$ 19,289,495.13	\$ 21,741.80	\$ (4,592,139.26)	\$ 23,903,376.19	\$ 506,777.11	\$ 24,410,153.30	
421	Education Technology Revolving Fund	16,677,130.29	986,279.81	1,177,551.80	16,485,858.30	201,996.48	16,687,854.78	
422	General Administration Services	84,547,985.57	24,372,923.25	26,099,997.87	82,820,910.95	949,523.89	83,770,434.84	
436	OFM Labor Relations Service	3,440,091.83	1,493,928.51	656,329.45	4,277,690.89	.....	4,277,690.89	
444	Fish & Wildlife Equipment	184,766.00	15,424.50	(51,304.23)	251,494.73	1,892.54	253,387.27	
453	Minority and Women's Business Enterprises	3,170,925.77	469,149.09	281,758.38	3,358,316.48	1,421.08	3,359,737.56	
458	Washington Technology Solutions Revolving	16,219,586.74	19,407,044.11	13,616,294.33	22,010,336.52	941,050.95	22,951,387.47	
466	Statewide Info Tech System Development Revolving	60,304,906.01	19,314,255.63	8,693,740.87	70,925,420.77	13.72	70,925,434.49	
471	State Patrol Nonappropriated Airplane Revolving	268,321.75	107,909.00	27,276.21	348,954.54	.....	348,954.54	
472	Statewide Info Tech System Maintenance & Operations Revolving	9,773,761.36	10,055,596.48	5,053,927.72	14,775,430.12	92.50	14,775,522.62	
546	Risk Management	(4,183,235.33)	2,940,955.62	796,344.27	(2,038,623.98)	455.24	(2,038,168.74)	
547	Liability	(358,025,545.83)	4,918,965.95	45,658,285.57	(398,764,865.45)	26,048,996.92	(372,715,868.53)	
739	Certificates of Participation and Other Financing - State	665,649.03	230,100.00	14,669.87	881,079.16	.....	881,079.16	
<b>TOTAL INTERNAL SERVICE FUNDS</b>		<b>\$ (147,666,161.68)</b>	<b>\$ 84,334,273.75</b>	<b>\$ 97,432,732.85</b>	<b>\$ (160,764,620.78)</b>	<b>\$ 28,652,220.43</b>	<b>\$ (132,112,400.35)</b>	
<b>PRIVATE PURPOSE FUNDS</b>								
196	Unclaimed Personal Property	\$ 1,355,697.45	\$ 15,399,316.10	\$ 16,025,262.83	\$ 729,750.72	\$ 14,750,557.41	\$ 15,480,308.13	
463	WA College Savings Program	(619,807.47)	55,886.38	80,973.92	(644,895.01)	175.54	(644,719.47)	
738	Department of Social and Health Services Trust	53,654.52	.....	.....	53,654.52	.....	53,654.52	
799	WA Achieving a Better Life Experience Program	188,920.88	22,495.62	.....	211,416.50	.....	211,416.50	
<b>TOTAL PRIVATE PURPOSE FUNDS</b>		<b>\$ 978,465.38</b>	<b>\$ 15,477,698.10</b>	<b>\$ 16,106,236.75</b>	<b>\$ 349,926.73</b>	<b>\$ 14,750,732.95</b>	<b>\$ 15,100,659.68</b>	
<b>PENSION TRUST FUNDS</b>								
838	LEOFF Retirement System Benefits Improvement	\$ .....	\$ .....	\$ .....	\$ .....	\$ .....	\$ .....	

# RECEIPTS & DISBURSEMENTS FOR TREASURER'S TRUST FUNDS

	October 1, 2024		October 2024		October 31, 2024		
	Beginning Book Balance		Plus Receipts	Less Disbursements	Ending Book Balance	Outstanding Warrants	Ending Cash Balance
<b>TOTAL PENSION TRUST FUNDS</b>	\$ .....	\$ .....	\$ .....	\$ .....	\$ .....	\$ .....	\$ .....
<b>CUSTODIAL FUNDS</b>							
165 Salary Reduction	\$ 9,037,225.55	\$ 4,039,974.47	\$ 3,296,374.00	\$ 9,780,826.02	\$ .....	\$ 9,780,826.02	
16C Real Estate/Property Tax Admin Assistance	42,900.00	49,145.00	42,900.00	49,145.00	.....	49,145.00	
17A County 911 Excise Tax	7,229,913.81	.....	136,666.93	7,093,246.88	.....	7,093,246.88	
525 Washington State Combined Fund Drive	846,230.19	390,257.01	780,752.94	455,734.26	234,041.72	689,775.98	
660 Natural Resources Deposit	44,646,803.57	30,325,386.15	37,362,572.81	37,609,616.91	243,304.08	37,852,920.99	
734 Centennial Document Preservation and Modernization	548,167.66	170,318.75	.....	718,486.41	.....	718,486.41	
737 High Occupancy Vehicle	.....	.....	.....	.....	.....	.....	
757 Maritime Historic Restoration and Preservation	4,014.56	140.11	.....	4,154.67	.....	4,154.67	
797 Local Tourism Promotion	2,586,069.28	.....	238,926.53	2,347,142.75	.....	2,347,142.75	
802 School Employees Salary Reduction	(347,702.12)	2,032,287.72	1,333,738.81	350,846.79	.....	350,846.79	
<b>TOTAL CUSTODIAL FUNDS</b>	\$ 64,593,622.50	\$ 37,007,509.21	\$ 43,191,932.02	\$ 58,409,199.69	\$ 477,345.80	\$ 58,886,545.49	
<b>TOTAL TREASURER'S TRUST FUNDS</b>	\$ 1,478,485,367.27	\$ 1,053,148,899.25	\$ 1,042,694,367.39	\$ 1,488,939,899.13	\$ 58,815,046.63	\$ 1,547,754,945.76	

NOTE: Funds with zero balances that are scheduled to become inactive may no longer appear on this report.

# INVESTMENT STATEMENT

Fund / Account	October 1, 2024	Purchased	Maturities & Sales	Amortization	October 31, 2024
<b>Treasury &amp; Treasurer's Trust</b>					
Investments (trade date basis)	\$ 15,251,490,114.02	\$ 4,143,003,453.07	\$ 3,823,916,482.65	\$ 8,514,622.55	\$ 15,579,091,706.99
Reverse Repurchase Agreements	.....	.....	.....	.....	.....
Purchased Accrued Interest	2,060,634.36	2,257,595.81	1,060,758.93	.....	3,257,471.24
<b>Total Treasury &amp; Treasurer's Trust</b>	<b>\$ 15,253,550,748.38</b>	<b>\$ 4,145,261,048.88</b>	<b>\$ 3,824,977,241.58</b>	<b>\$ 8,514,622.55</b>	<b>\$ 15,582,349,178.23</b>
<b>Local Government Investment Pool</b>					
Investments (trade date basis)	\$ 25,122,385,256.83	\$ 156,273,949,322.37	\$ 152,076,184,000.00	\$ 30,949,886.13	\$ 29,351,100,465.33
Reverse Repurchase Agreements	.....	.....	.....	.....	.....
Purchased Accrued Interest	2,850,000.00	342,417.88	2,850,000.00	.....	342,417.88
<b>Total Local Government Investment Pool</b>	<b>\$ 25,125,235,256.83</b>	<b>\$ 156,274,291,740.25</b>	<b>\$ 152,079,034,000.00</b>	<b>\$ 30,949,886.13</b>	<b>\$ 29,351,442,883.21</b>
<b>Separately Managed Accounts</b>					
Investments (trade date basis)	\$ 1,091,307,314.21	\$ 79,714,973.12	\$ 63,420,466.17	\$ 704,727.32	\$ 1,108,306,548.48
Purchased Accrued Interest	225,614.75	159,658.42	78,750.00	.....	306,523.17
<b>Total Separately Managed Accounts</b>	<b>\$ 1,091,532,928.96</b>	<b>\$ 79,874,631.54</b>	<b>\$ 63,499,216.17</b>	<b>\$ 704,727.32</b>	<b>\$ 1,108,613,071.65</b>
<b>Total All Accounts</b>	<b>\$ 41,470,318,934.17</b>	<b>\$ 160,499,427,420.67</b>	<b>\$ 155,967,510,457.75</b>	<b>\$ 40,169,236.00</b>	<b>\$ 46,042,405,133.09</b>

## INVESTMENT INTEREST INCOME & CAPITAL GAINS

Fund / Account	October 2024	October 2023	Fiscal Year 2025	Fiscal Year 2024
<b>Treasury &amp; Treasurer's Trust</b>				
Cash	\$ 42,248,312.96	\$ 52,571,207.32	\$ 233,475,637.67	\$ 167,290,443.93
Custody Bank Fees	(43,578.48)	(11,688.67)	(43,578.48)	(55,268.26)
Other Bank Fees	(6,702.55)	(2,867.98)	(14,785.00)	(11,385.86)
Amortization	8,514,622.55	12,068,508.79	36,214,732.24	59,682,747.72
Accrued Interest	(1,490,921.76)	(9,366,757.49)	(41,829,296.30)	(1,723,884.63)
Gains and Losses	12,819.52	.....	797,623.50	.....
<b>Total Treasury &amp; Treasurer's Trust</b>	<b>\$ 49,234,552.24</b>	<b>\$ 55,258,401.97</b>	<b>\$ 228,600,333.63</b>	<b>\$ 225,182,652.90</b>
<b>Local Government Investment Pool</b>				
Cash	\$ 82,183,800.73	\$ 83,572,651.89	\$ 323,491,449.69	\$ 261,285,091.67
Amortization	30,949,886.13	25,858,880.63	132,540,697.00	140,563,819.75
Accrued Interest	(8,764,932.11)	(6,182,308.44)	(9,331,021.92)	(1,153,911.48)
Gains and Losses	.....	.....	35,039.86	8,046.26
<b>Total Local Government Investment Pool</b>	<b>\$ 104,368,754.75</b>	<b>\$ 103,249,224.08</b>	<b>\$ 446,736,164.63</b>	<b>\$ 400,703,046.20</b>
<b>Separately Managed Accounts</b>				
Cash	\$ 1,375,415.37	\$ 1,838,876.13	\$ 10,131,022.90	\$ 6,832,785.85
Amortization	704,727.32	449,438.50	2,725,412.21	1,504,949.18
Accrued Interest	938,895.40	44,483.21	(1,205,364.75)	138,651.16
Gains and Losses	.....	.....	.....	.....
<b>Total Separately Managed Accounts</b>	<b>\$ 3,019,038.09</b>	<b>\$ 2,332,797.84</b>	<b>\$ 11,651,070.36</b>	<b>\$ 8,476,386.19</b>
<b>Total All Accounts</b>	<b>\$ 156,622,345.08</b>	<b>\$ 160,840,423.89</b>	<b>\$ 686,987,568.62</b>	<b>\$ 634,362,085.29</b>



**MIKE PELLICCIOTTI  
STATE TREASURER  
PO BOX 40200  
OLYMPIA WA 98504-0200**

---

