

WASHINGTON STATE LOCAL GOVERNMENT INVESTMENT POOL

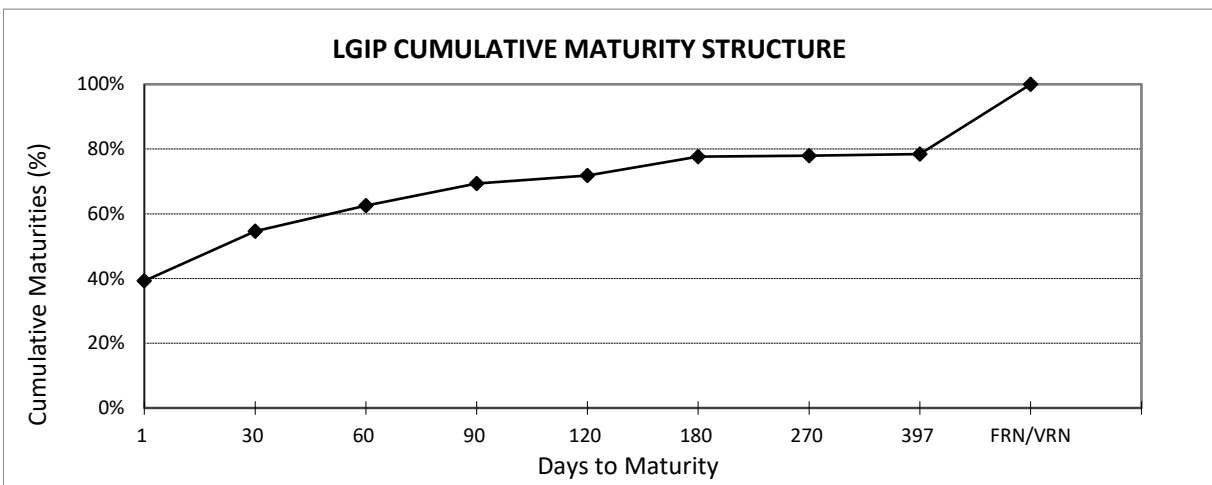
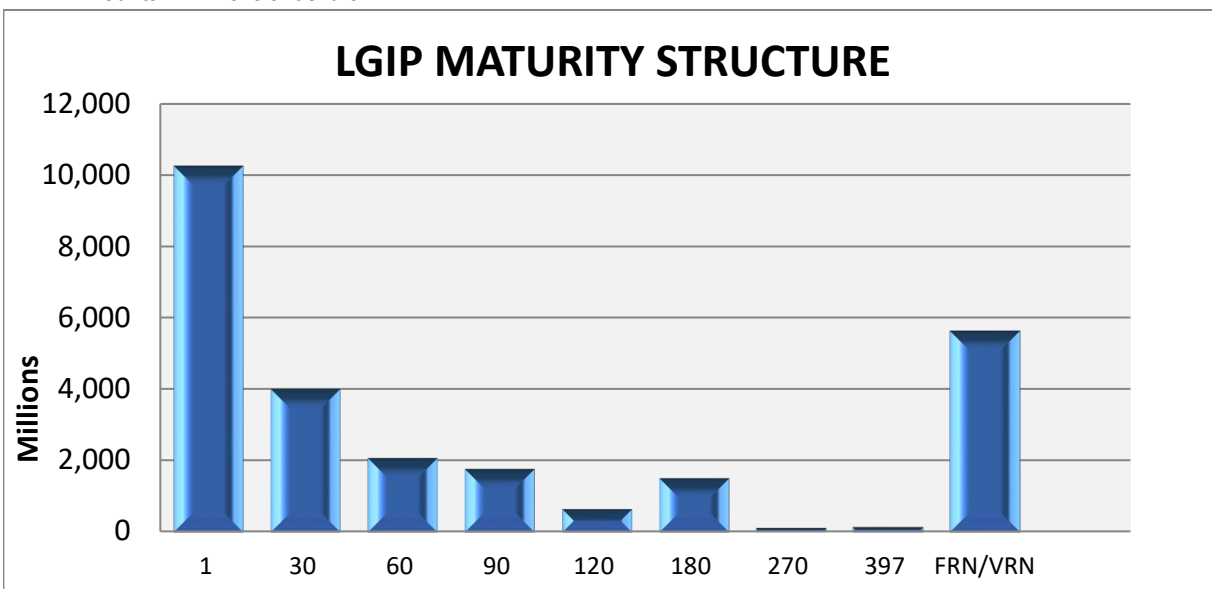
December 31, 2024

<u>DAYS TO MATURITY</u>	<u>\$ MATURING (PAR VALUE)*</u>	<u>% MATURING</u>	<u>CUMULATIVE % MATURING</u>
1	10,240.82	39.3%	39.3%
2-30	4,010.25	15.4%	54.6%
31-60	2,075.00	8.0%	62.6%
61-90	1,770.00	6.8%	69.4%
91-120	650.00	2.5%	71.8%
121-180	1,510.00	5.8%	77.6%
181-270	74.51	0.3%	77.9%
271-397	125.00	0.5%	78.4%
FRN/VRN	5,635.00	21.6%	100.0%

PORTFOLIO TOTAL:

26,090.58

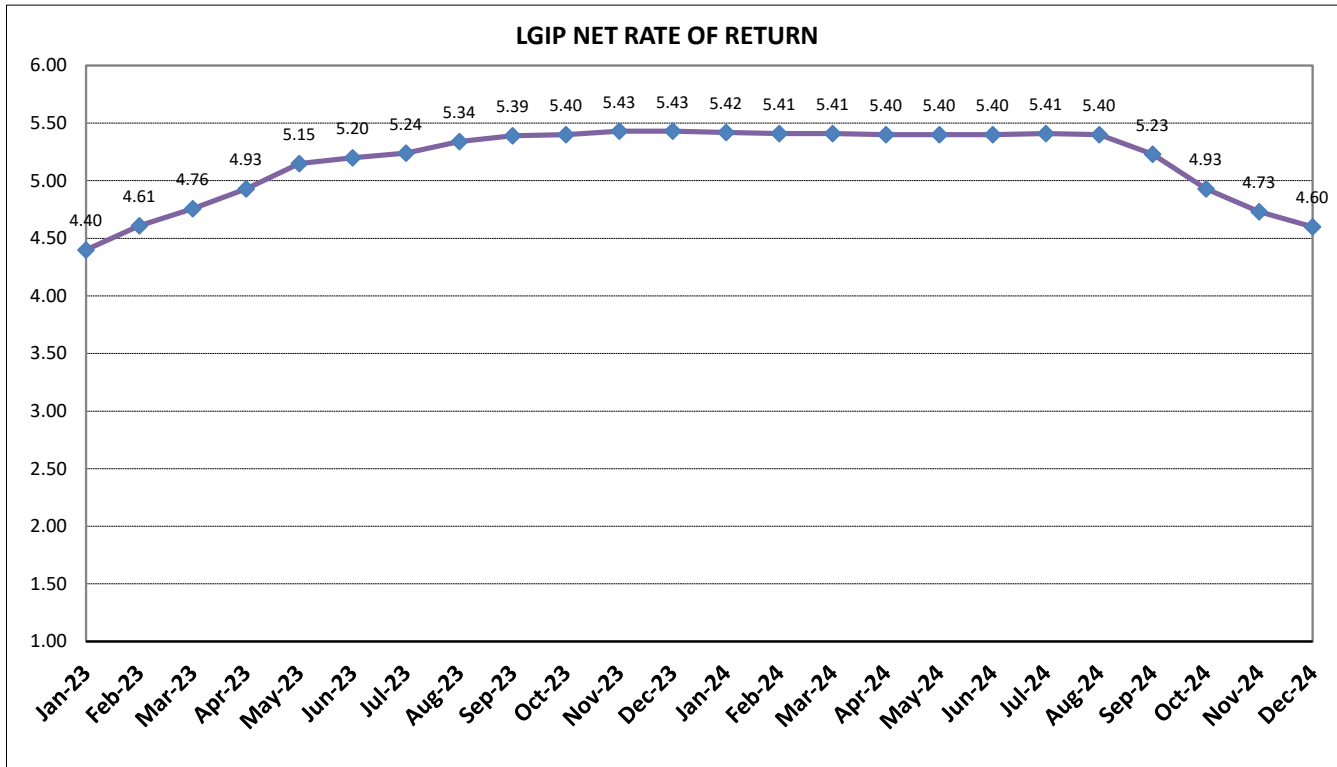
* Amounts in millions of dollars



**WASHINGTON STATE
LOCAL GOVERNMENT INVESTMENT POOL
December 31, 2024**

Investment Type	Average Balance	Dec-24	Average Balance	2024
	<u>Dec-24</u>	<u>Percentage</u>	<u>CY 2024</u>	<u>Percentage</u>
Agency Bullets	0.00	0.00%	11,468,526.34	0.05%
Agency Discount Notes	827,912,221.08	3.19%	400,748,420.87	1.60%
Agency Floating Rate Notes	4,989,534,903.08	19.23%	4,623,053,288.73	18.51%
Agency Variable Rate Notes	0.00	0.00%	0.00	0.00%
Certificates of Deposit	93,250,000.00	0.36%	113,920,765.03	0.46%
IB Bank Deposit	4,758,295,428.25	18.34%	4,439,066,995.03	17.77%
Repurchase Agreements	4,157,419,354.83	16.03%	6,304,193,988.99	25.24%
SOFR Floating Rate Notes	0.00	0.00%	0.00	0.00%
Supras - Bullets	73,257,370.03	0.28%	12,591,366.96	0.05%
Supras - Discount Notes	697,736,097.22	2.69%	362,668,482.35	1.45%
Supras- Floating Rate Notes	0.00	0.00%	0.00	0.00%
Supras - Variables	0.00	0.00%	0.00	0.00%
Term Repurchase Agreements	290,322,580.64	1.12%	333,333,333.33	1.33%
U.S. Treasury Securities	9,273,091,192.90	35.75%	7,326,344,588.46	29.33%
US Treasury Floating Rate Notes	780,930,177.20	3.01%	1,053,865,598.86	4.22%
Total Avg Daily Balance	25,941,749,325.23	100.00%	24,981,255,354.95	100.00%

Avg Days to Maturity 24 days



* Rates are calculated on a 365-day basis