



Washington State Treasurer's Monthly Report

December 2024



MIKE PELLICCIOTTI
State Treasurer

In accordance with the Americans with Disabilities Act, this publication will be made available in alternate formats upon request to the Office of the State Treasurer, Legislative Building, 2nd Floor, Olympia, Washington 98504-0200, telephone (360) 902-9000, fax (360) 902-9037 or TTY Users Call: 7-1-1. Web Site: <http://tre.wa.gov>.

Cover photo taken by Treasurer's Office staff.

TABLE OF CONTENTS

	<i>Page</i>
State Treasurer's Letter	1
General Fund	2
Treasury, Treasurer's Trust, Local Government Investment Pool (LGIP) & Separately Managed Accounts (SMA) Flowchart	3
Treasury and Treasurer's Trust Charts	4
General Fund & Local Government Investment Pool Charts	5
Receipts & Disbursements for Treasury Funds	6
Receipts & Disbursements for Treasurer's Trust Funds	20
Investment Statement	31
Investment Interest Income & Capital Gains	32



Mike Pellicciotti
State Treasurer

State of Washington
Office of the Treasurer
Legislative Building
PO Box 40200
Olympia, Washington 98504

(360) 902-9000 TTY 7-1-1
Fax: (360) 902-9037
www.tre.wa.gov



Fellow Washingtonians,

I am pleased to report on the operations of the Office of the State Treasurer for the month of December 2024. At the close of the month, the total of the treasury & treasurer's trust book balances was \$15.7 billion with investment earnings distributed for the month of \$50.5 million.

Sincerely,

A handwritten signature in blue ink that reads "Mike Pellicciotti". The signature is fluid and cursive.

Mike Pellicciotti
Washington State Treasurer

GENERAL FUND

CURRENT MONTH AND FISCAL YEAR TO DATE COMPARISON

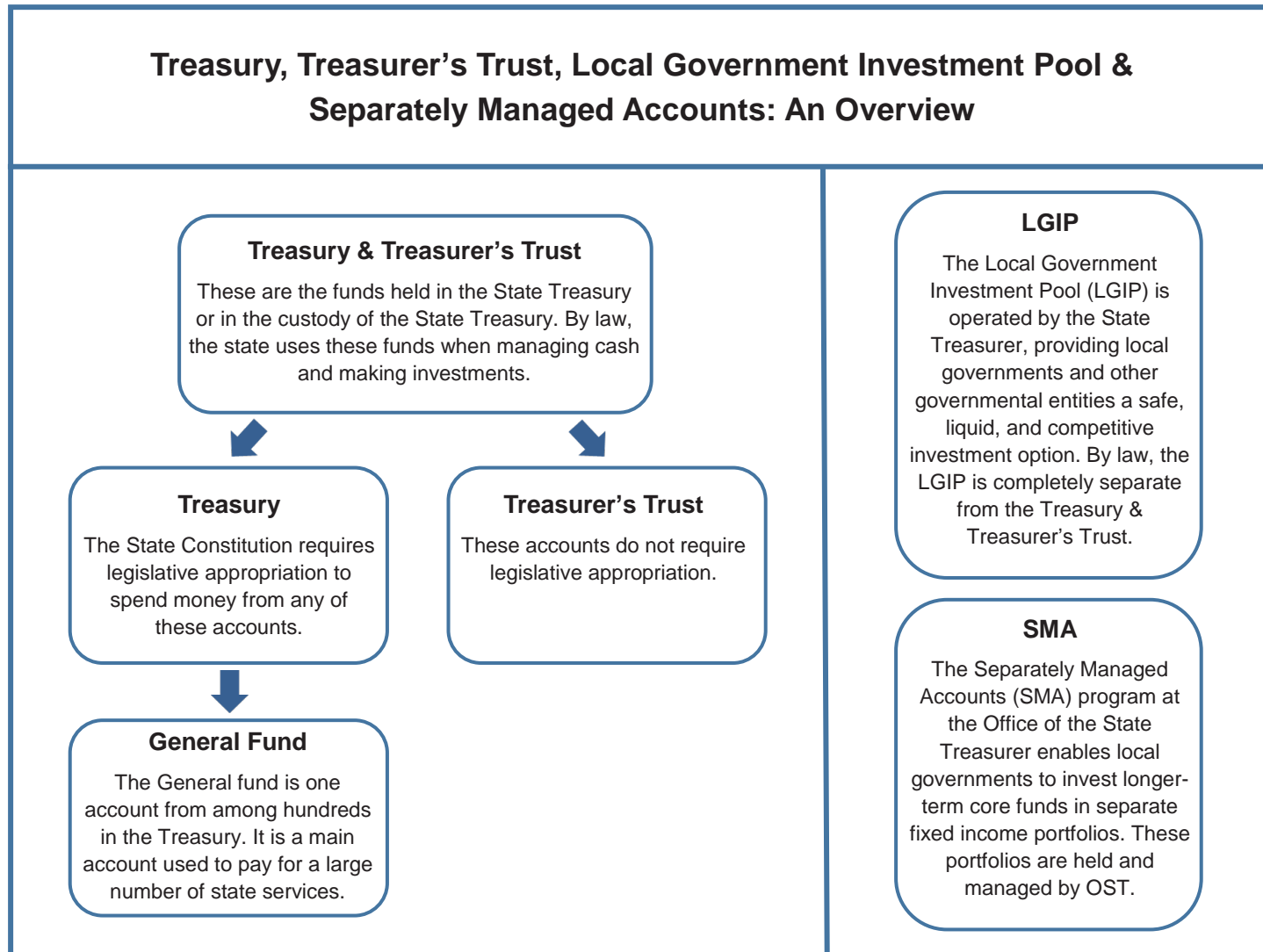
(In Millions)

	Month of December		Fiscal Year to Date	
	2024	2023	2025	2024
Beginning Book Balance	\$ 446.076	\$ 2,685.352	\$ 3,526.332	\$ 4,445.348
Cash Revenue	\$ 3,853.876	\$ 4,051.367	24,893.112	23,438.443
Other Cash Receipts	485.105	530.812	2,636.395	3,525.674
Total Cash Receipts	4,338.981	4,582.179	27,529.507	26,964.117
Total Cash Disbursements	3,468.525	5,300.494	29,739.307	29,442.428
Ending Book Balance	\$ 1,316.532	\$ 1,967.037	1,316.532	1,967.037
Cash Revenue				
Bond Retirement & Interest	\$ 0.000	\$ 0.000	\$ 0.000	\$ (0.118)
Secretary of State	4.565	4.171	26.594	25.686
Department of Revenue:				
Retail Sales Tax	1,210.100	1,214.792	7,662.853	7,554.961
Business & Occupation Tax	500.295	522.289	3,200.401	3,178.254
Compensating Tax	75.985	78.726	533.534	496.463
Cigarette Tax	20.378	18.411	124.803	111.539
Public Utility Tax	42.230	41.229	255.785	233.598
Various Other Revenue	55.447	48.508	689.864	419.377
Insurance Commission	194.019	185.163	410.102	392.054
Liquor and Cannabis Board	36.696	36.503	76.857	73.790
Department of Licensing:				
Excise Tax - Other	0.013	0.013	0.087	0.084
Various Other Revenue	(7.453)	0.476	9.955	6.129
Department of Social & Health Services	4.809	13.268	23.147	33.942
Universities & Colleges	0.002	49.463	0.013	116.258
Treasurer's Transfers	(24.088)	(23.987)	(140.687)	(155.435)
Counties:				
Property Tax	246.257	294.453	2,111.031	2,074.523
Real Estate Excise Tax	126.451	81.723	747.714	571.168
Various Other Revenue	2.592	3.638	21.905	21.963
Federal Grants-In-Aid (All Agencies)	1,232.070	1,402.315	8,561.723	7,899.517
Revenues Distributed to Local Governments	(2.128)	(2.005)	(5.328)	(3.785)
Other Agencies' Cash Revenue	135.636	82.218	582.759	388.475
Total Cash Revenue	\$ 3,853.876	\$ 4,051.367	\$ 24,893.112	\$ 23,438.443

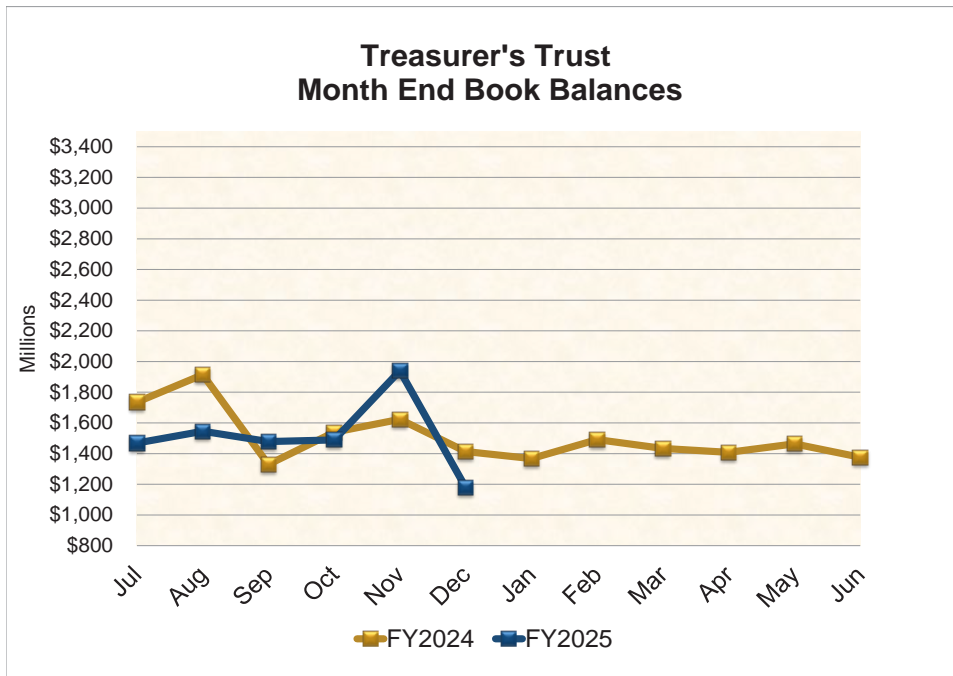
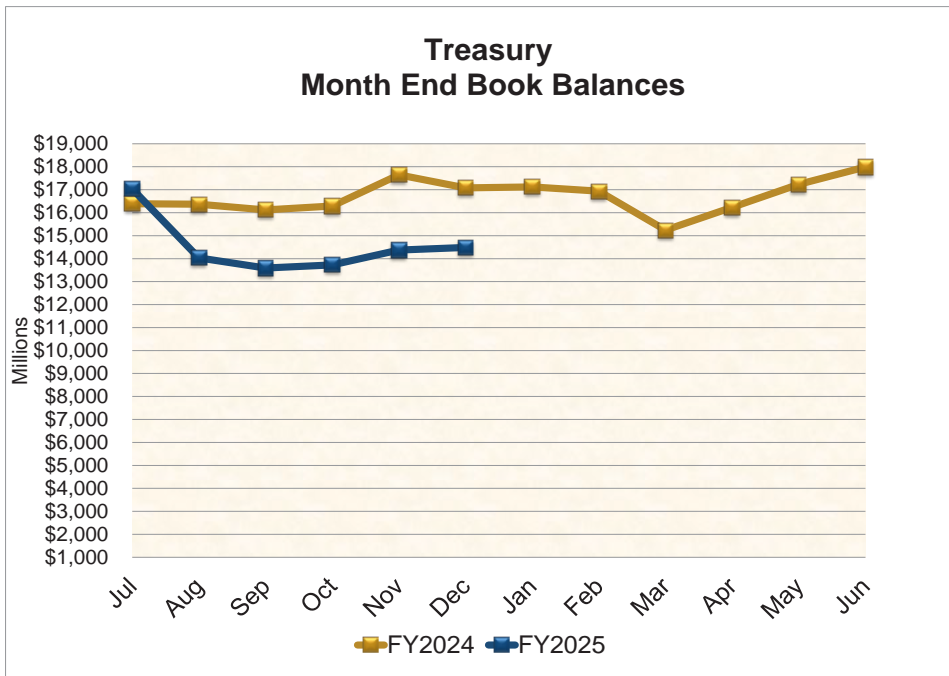
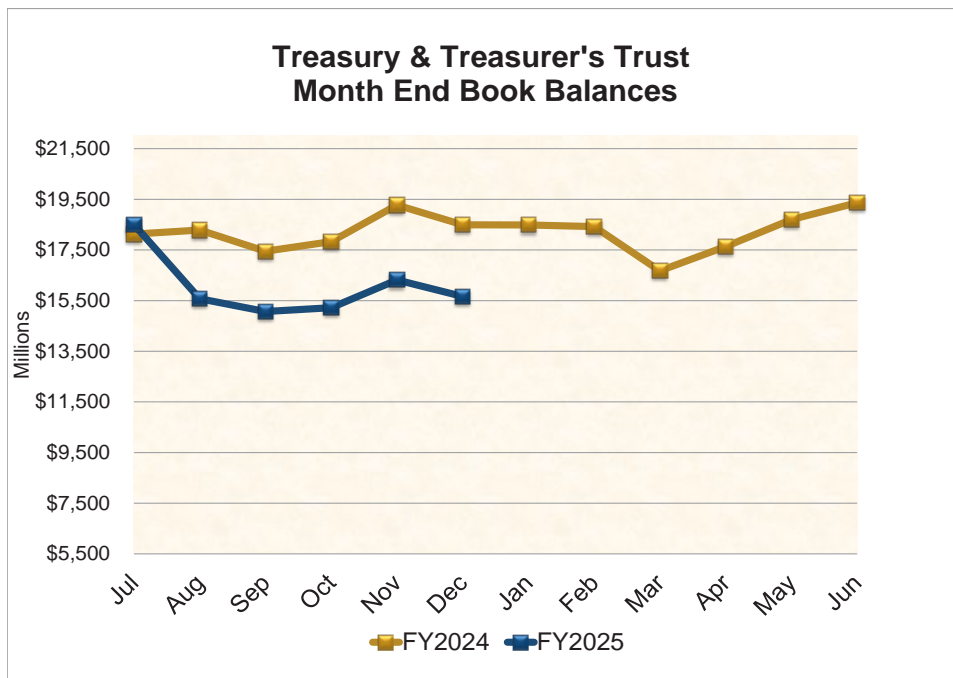
Source: Agency Financial Reporting System (AFRS)

TREASURY, TREASURER'S TRUST, LGIP & SMA FLOWCHART

The Office of the State Treasurer (OST) is charged with the cash management of public funds, which includes two categories of state funds and accounts: (1) funds and accounts located in the state treasury, which are subject to legislative appropriation; and (2) Treasurer's trust funds, which are accounts placed in the custody of the State Treasurer and not typically subject to legislative appropriation. Funds within these accounts are commingled for investment and cash management purposes. This flowchart describes the structure of the Treasury and Treasurer's Trust accounts. Month end balances of these accounts are shown on pages 4 and 5.

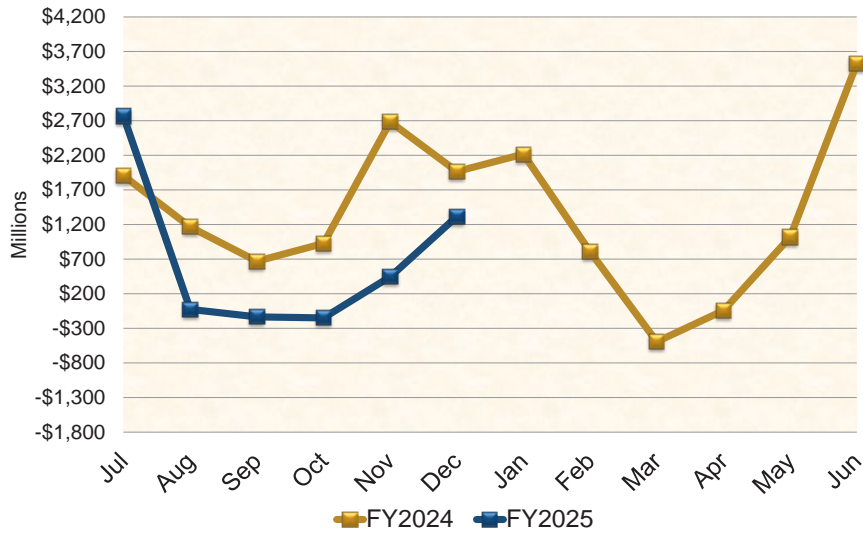


TREASURY & TREASURER'S TRUST CHARTS

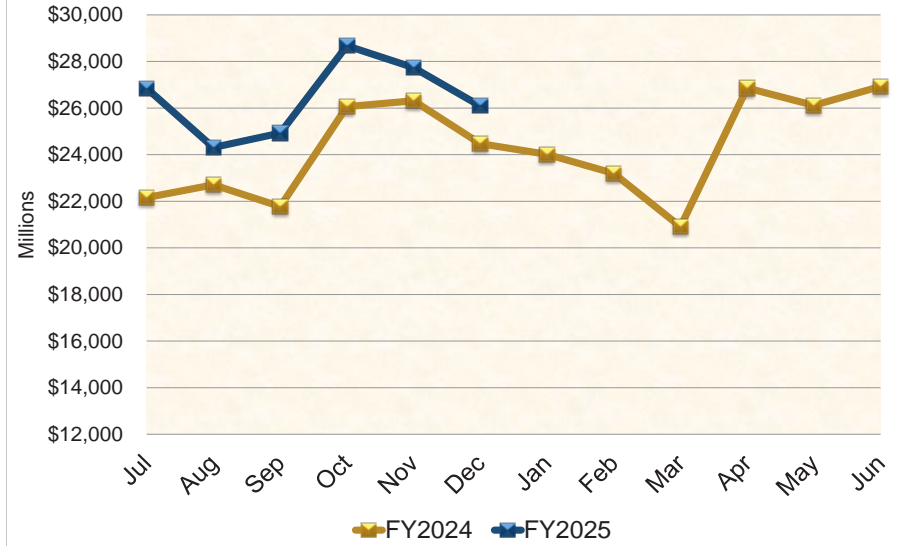


GENERAL FUND & LOCAL GOVERNMENT INVESTMENT POOL CHARTS

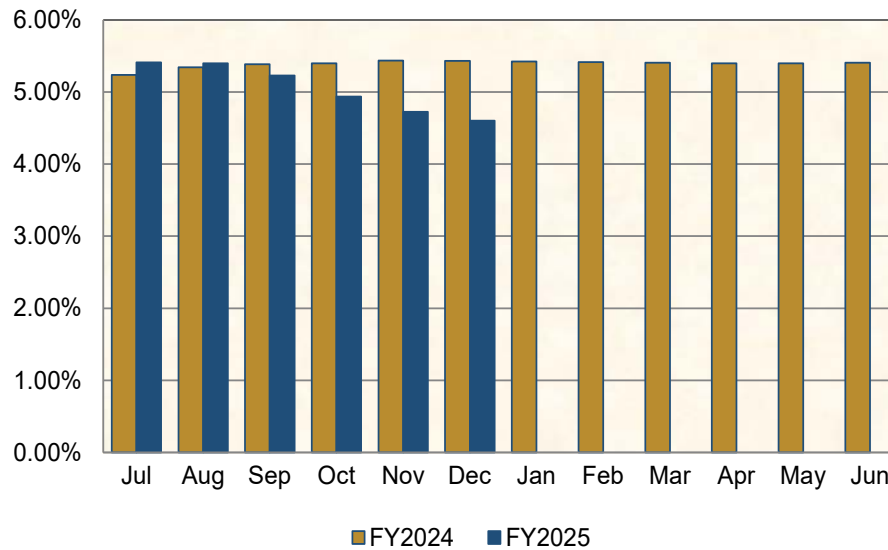
General Fund Month End Book Balances



Local Government Investment Pool Month End Book Balances



LGIP Net Yield (365 day basis)



RECEIPTS & DISBURSEMENTS FOR TREASURY FUNDS

		December 1, 2024		December 2024		December 31, 2024	
		Beginning Book Balance	Plus Receipts	Less Disbursements	Ending Book Balance	Outstanding Warrants	Ending Cash Balance
GENERAL FUND							
001	General	\$ 446,076,225.74	\$ 4,338,981,297.60	\$ 3,468,525,329.68	\$ 1,316,532,193.66	\$ 70,689,727.17	\$ 1,387,221,920.83
018	Millersylvania Park Current	210.50	210.50	210.50
01E	Geothermal	101,167.70	101,167.70	101,167.70
01N	Institutional Impact	19,144.72	19,144.72	19,144.72
02P	Flood Control Assistance	4,328,040.26	9,482.67	113,369.44	4,224,153.49	4,224,153.49
031	State Investment Board Expense	5,996,653.81	2,903,486.11	2,550,244.86	6,349,895.06	84.42	6,349,979.48
032	State Emergency Water Projects Revolving	221,616.92	221,616.92	221,616.92
03A	Excess Earnings
03L	County Criminal Justice Assistance	4,706,051.37	14,597.82	162,394.49	4,558,254.70	1,259.89	4,559,514.59
03M	Municipal Criminal Justice Assistance	639,091.36	1,933.81	54,610.10	586,415.07	629.97	587,045.04
05C	Criminal Justice Treatment	5,719,953.64	1,117,213.15	4,602,740.49	4,602,740.49
05M	Tourism Development and Promotion
070	Outdoor Recreation	(1,784,412.86)	3,548,994.51	1,796,569.80	(31,988.15)	(31,988.15)
072	State & Local Improve Revolving (Water Supply Facilities)	836,742.48	836,742.48	836,742.48
09C	Farm and Forest	(4,045.13)	9,880.33	5,835.20
09G	Riparian Protection
09R	Economic Development Strategic Reserve	13,127,188.79	153,871.05	12,973,317.74	212.88	12,973,530.62
10K	Veterans Innovation Program	14,382.82	25.00	14,407.82	14,407.82
10P	Columbia River Basin Water Supply Development	3,462,209.49	10,242.55	129,717.83	3,342,734.21	3,342,734.21
10T	Hood Canal Aquatic Rehabilitation Bond
125	Site Closure	42,097,251.14	128,866.55	7,789.67	42,218,328.02	42,218,328.02
12J	Boating Activities
12K	Puget Sound Scientific Research
12R	Independent Youth Housing
14B	Budget Stabilization	996,745,184.84	3,015,759.58	999,760,944.42	999,760,944.42
14C	Puget Sound Recovery
14H	Community Preservation & Development Authority	1,870,156.12	125,788.58	1,744,367.54	1,744,367.54
15J	Building Communities
15K	Columbia River Water Delivery	16,173.66	16,173.66	16,173.66
15R	Evergreen Job Training
16V	Water Rights Processing	90,634.26	100.00	90,734.26	90,734.26
177	Judicial Retirement Administrative
17C	Opportunity Express Account	62,171.42	62,171.42	62,171.42

RECEIPTS & DISBURSEMENTS FOR TREASURY FUNDS

	December 1, 2024		December 2024		December 31, 2024						
	Beginning Book Balance		Plus Receipts	Less Disbursements	Ending Book Balance	Outstanding Warrants	Ending Cash Balance				
GENERAL FUND (Continued)											
17F Washington Opportunity Pathways	\$ 102,510,433.43	\$	16,518,320.12	\$	11,347,486.18	\$	107,681,267.37	\$	143,855.50	\$	107,825,122.87
18H Opportunity Expansion	326.64			326.64			326.64
19K Yakima Integrated Plan Implementation
19L Charter Schools Oversight	1,162,559.80		186,134.40		122,671.15		1,226,023.05			1,226,023.05
19N Diesel Idle Reduction
20C Yakima Integrated Plan Implementation Taxable Bond
20F Invest in Washington	174,758.05			174,758.05			174,758.05
21B Chehalis Basin
21P Sexual Assault Prevention and Response
21R DCYF Contracted Services Performance Improvement
22C Early Learning Facilities Revolving		3,121.51		25,767.58		(22,646.07)			(22,646.07)
22D Early Learning Facilities Development	(8,178.20)		7,040.78		614,307.19		(615,444.61)		7,333.67		(608,110.94)
22T Statewide Tourism Marketing	8,935,704.64		26,465.34		15,216.74		8,946,953.24			8,946,953.24
23H Defense Community Compatibility
23J Statewide Broadband	31,226,150.79		92,540.33		153,265.71		31,165,425.41		106.68		31,165,532.09
244 Habitat Conservation	(5,996.97)		1,780,315.64		1,774,318.67	
24H Career Connected Learning
24M Climate Resiliency
24U Sustainable Farms and Fields
253 Education Construction	24,112.68		71.33			24,184.01			24,184.01
25C Elementary & Secondary School Emergency Relief III	174,314.76		(61,614.33)		110,252.35		2,448.08			2,448.08
25D Manufacturing and Warehousing Job Centers	2,596,284.25			863,985.83		1,732,298.42			1,732,298.42
25F Forest Resiliency	92,806.20			6,848.07		85,958.13		375.62		86,333.75
25G Manufacturing Cluster Acceleration	2,798,000.00			2,798,000.00			2,798,000.00
25H Fair Start for Kids
25P Wildfire Response, Forest Restoration, and Community Resilience	58,181,754.70			4,204,338.50		53,977,416.20		581,384.33		54,558,800.53
26H Washington State Leadership Board	534,715.60			76,500.30		458,215.30		137.00		458,352.30
26K School Seismic Safety Grant Program
26R Clean Energy Transition Workforce
26T Washington Student Loan	88,480,792.62		261,763.17			88,742,555.79			88,742,555.79
26U Apple Health and Homes	84,360,472.23		12.74		1,580,874.27		82,779,610.70		21,652.49		82,801,263.19
26V Capital Community Assistance	210,141,089.20		35,225.00		11,436,912.99		198,739,401.21		97,271.08		198,836,672.29

RECEIPTS & DISBURSEMENTS FOR TREASURY FUNDS

		December 1, 2024		December 2024		December 31, 2024	
		Beginning Book Balance	Plus Receipts	Less Disbursements	Ending Book Balance	Outstanding Warrants	Ending Cash Balance
GENERAL FUND (Continued)							
27A	Energy Efficiency Revolving Loan Capital	\$	\$	\$	\$	\$	\$
27B	Electric Vehicle Incentive	73,111,652.85	3,049,405.05	70,062,247.80	70,062,247.80
27C	Community Reinvestment	164,619,781.15	7,400.00	4,941,792.53	159,685,388.62	94,650.62	159,780,039.24
27F	State Lands Dev Authority Capital
27G	State Lands Dev Authority Operating
27K	Digital Equity
28E	Emergency Drought Response	2,813,071.19	6,891.79	2,806,179.40	2,806,179.40
28K	State Crime Victim & Witness Assistance	2,000,000.00	2,000,000.00	2,000,000.00
28T	Agricultural Pest and Disease Response	1,000,000.00	5,266.26	994,733.74	994,733.74
291	Education Savings
355	State Taxable Building Construction	29,325,832.54	(3,125.26)	10,294,674.76	19,028,032.52	265,560.06	19,293,592.58
359	School Constr & Skill Ctrs Bldg	35,558.47	35,558.47	35,558.47
489	Pension Funding Stabilization	12,361,810.39	36,571.40	(362,574.46)	12,760,956.25	12,760,956.25
548	LEOFF System Plan 2 Expense	164,662.03	171,684.22	192,768.73	143,577.52	818.58	144,396.10
706	Coronavirus State Fiscal Recovery Fund	705,177,315.49	(158,472.19)	357,183,339.18	347,835,504.12	84,297.75	347,919,801.87
707	Washington Rescue Plan Transition	798,000,000.00	798,000,000.00	798,000,000.00
828	Tobacco Prevention and Control	660,984.46	1,959.24	28,009.00	634,934.70	634,934.70
830	Agricultural College Trust Management	2,142,164.48	1,873.85	103,645.00	2,040,393.33	85.86	2,040,479.19
TOTAL GENERAL FUND		\$ 3,907,134,726.52	\$ 4,367,531,953.82	\$ 3,882,518,697.22	\$ 4,392,147,983.12	\$ 71,989,443.57	\$ 4,464,137,426.69
SPECIAL REVENUE FUNDS							
002	Hospital Data Collection	\$ 436,413.71	\$ 134,259.23	\$ 15,876.85	\$ 554,796.09	\$	\$ 554,796.09
003	Architects' License	1,423,597.12	61,234.12	29,115.75	1,455,715.49	584.56	1,456,300.05
007	Winter Recreational Program	3,030,213.51	425,315.00	48,517.62	3,407,010.89	12,030.00	3,419,040.89
014	Forest Development	13,596,113.99	6,941.54	168,335.38	13,434,720.15	1,152.36	13,435,872.51
01B	ORV & Non-Highway Vehicle Account	1,285,445.89	281,911.87	291,532.98	1,275,824.78	1,726.02	1,277,550.80
01M	Snowmobile	2,721,712.27	407,095.57	36,737.75	3,092,070.09	15,005.00	3,107,075.09
024	Professional Engineers'	1,888,952.23	169,613.00	155,632.04	1,902,933.19	416.00	1,903,349.19
025	Pilotage	639,927.21	122,097.83	144,939.09	617,085.95	400.00	617,485.95
026	Real Estate Commission	7,265,828.88	610,463.82	467,344.08	7,408,948.62	4,572.00	7,413,520.62
027	Reclamation	7,331,544.56	428,097.44	314,702.21	7,444,939.79	325.10	7,445,264.89
02A	Surveys and Maps	351,965.13	80,594.41	80,235.60	352,323.94	352,323.94
02G	Health Professions	45,255,764.59	6,142,323.82	6,909,629.37	44,488,459.04	86,108.42	44,574,567.46
02H	Business Enterprises Revolving	1,411,248.83	72,834.53	54,630.88	1,429,452.48	8,156.63	1,437,609.11

RECEIPTS & DISBURSEMENTS FOR TREASURY FUNDS

		December 1, 2024		December 2024		December 31, 2024		
		Beginning Book Balance	Plus Receipts	Less Disbursements	Ending Book Balance	Outstanding Warrants	Ending Cash Balance	
SPECIAL REVENUE FUNDS (Continued)								
02J	Certified Public Accountants'	\$ 3,451,044.73	\$ 53,015.68	\$ 137,670.68	\$ 3,366,389.73	\$ 230.00	\$ 3,366,619.73	
02K	Death Investigations	2,826,329.08	541,269.04	384,564.09	2,983,034.03	1,707.12	2,984,741.15	
02M	Essential Rail Assistance	2,326,943.44	135,127.94	50,162.14	2,411,909.24	16,384.83	2,428,294.07	
02N	Parkland Acquisition	317,356.09	317,356.09	317,356.09	
02R	Aquatic Lands Enhancement	19,248,828.72	6,390.55	306,783.40	18,948,435.87	82,763.83	19,031,199.70	
02W	Timber Tax Distribution	143,496.44	399,675.00	309,111.42	234,060.02	8,283.14	242,343.16	
030	Landowner Contingency Forest Fire Suppression	4,081,184.44	204.42	(308,390.67)	4,389,779.53	14,673.19	4,404,452.72	
039	Aeronautics	12,483,106.72	2,081,241.98	1,245,445.53	13,318,903.17	2,950.15	13,321,853.32	
03B	Asbestos	1,349,939.70	20,710.00	20,295.54	1,350,354.16	4.12	1,350,358.28	
03C	Emergency Medical Services and Trauma Care System Trust	11,352,379.25	766,676.11	59,746.60	12,059,308.76	4,722.00	12,064,030.76	
03F	911 Account	18,926,984.09	2,407,610.12	1,857,896.61	19,476,697.60	1,479.64	19,478,177.24	
03N	Business License	4,122,099.81	4,324,657.23	4,156,156.30	4,290,600.74	74,306.05	4,364,906.79	
03P	Fire Service Trust	753,507.38	25.00	980.32	752,552.06	5.00	752,557.06	
03R	Safe Drinking Water	5,895,805.25	20,921.26	225,714.01	5,691,012.50	401.90	5,691,414.40	
041	Resource Management Cost	42,452,459.96	144,088.49	(2,511,087.09)	45,107,635.54	50,102.95	45,157,738.49	
042	Charitable, Educational, Penal, and Reformatory Institutions	12,961,139.72	40,372.95	(176,684.91)	13,178,197.58	13,178,197.58	
044	Waste Reduction, Recycling, and Litter Control	15,478,723.13	1,560,711.32	1,444,748.34	15,594,686.11	12,355.99	15,607,042.10	
045	State Vehicle Parking	737,042.63	390,803.45	454,107.88	673,738.20	673,738.20	
048	Marine Fuel Tax Refund	257,294.78	257,294.78	257,294.78	
04E	Uniform Commercial Code	2,710,653.34	90,714.92	106,944.94	2,694,423.32	2,694,423.32	
04H	Surface Mining Reclamation	1,823,081.56	651.60	(131,017.64)	1,954,750.80	40,410.00	1,995,160.80	
04M	Recreational Fisheries Enhancement	1,435,589.68	10,755.00	168,345.44	1,277,999.24	10.02	1,278,009.26	
04R	Drinking Water Assistance	196,777,265.70	6,886,207.96	10,172,367.69	193,491,105.97	677.92	193,491,783.89	
04V	Vehicle License Fraud	561,094.91	2,263.74	563,358.65	563,358.65	
04W	Waterworks Operator Certification	659,885.44	101,478.20	36,024.30	725,339.34	167.00	725,506.34	
058	Public Works Assistance	247,797,922.35	485,101.25	6,027,307.33	242,255,716.27	21,510.01	242,277,226.28	
05H	Disaster Response	(54,551,282.97)	20,368,091.92	8,157,375.04	(42,340,566.09)	457,968.59	(41,882,597.50)	
05R	Drinking Water Assistance Administrative	3,665,434.66	137,418.18	39,692.48	3,763,160.36	3,763,160.36	
05W	State Drought Preparedness	12,100,693.41	41,350.17	12,059,343.24	12,059,343.24	
06A	Salmon Recovery	91,878,076.28	1,570,718.22	90,307,358.06	12,354.72	90,319,712.78	
06G	Real Estate Appraiser Commission	(181,952.40)	88,247.71	61,241.99	(154,946.68)	860.00	(154,086.68)	
06K	Lead Paint	218,390.47	4,593.48	2,963.66	220,020.29	125.00	220,145.29	
06L	Business and Professions	10,493,947.30	986,294.13	913,105.94	10,567,135.49	2,077.00	10,569,212.49	

RECEIPTS & DISBURSEMENTS FOR TREASURY FUNDS

		December 2024			December 31, 2024		
		Beginning Book Balance	Plus Receipts	Less Disbursements	Ending Book Balance	Outstanding Warrants	Ending Cash Balance
SPECIAL REVENUE FUNDS (Continued)							
06R	Real Estate Research	\$ 960,402.30	\$ 19,460.00	\$ 51,250.00	\$ 928,612.30	\$	\$ 928,612.30
06T	License Plate Technology	3,156,458.49	122,013.03	(404.35)	3,278,875.87	23.92	3,278,899.79
071	Warm Water Game Fish	1,737,058.06	9,385.37	81,614.44	1,664,828.99	370.44	1,665,199.43
07W	Domestic Violence Prevention	2,461,608.81	61,982.29	124,833.14	2,398,757.96	41,687.25	2,440,445.21
080	Grade Crossing Protective	36,081.68	285.80	36,367.48	36,367.48
081	State Patrol Highway	27,885,718.29	46,216,767.06	29,699,973.89	44,402,511.46	484,325.54	44,886,837.00
082	Motorcycle Safety Education	4,148,421.46	167,203.98	194,173.43	4,121,452.01	4,121,452.01
084	Building Code Council	1,327,223.94	65,987.25	76,052.88	1,317,158.31	1,317,158.31
086	Fire Service Training	(553,759.90)	141,306.31	912,934.76	(1,325,388.35)	662.37	(1,324,725.98)
087	Park Land Trust Revolving	4,579,726.29	112,952.34	150,002.01	4,542,676.62	951.33	4,543,627.95
08A	Education Legacy Trust	911,387,746.81	36,358,006.62	31,012,008.04	916,733,745.39	6,237,909.27	922,971,654.66
08H	Military Department Rental and Lease	5,132,564.92	33,790.68	1,381.86	5,164,973.74	5,164,973.74
08K	Problem Gambling	1,929,062.65	108,140.11	107,692.65	1,929,510.11	58.43	1,929,568.54
08M	Small City Pavement and Sidewalk	5,121,990.94	87,741.70	756,952.27	4,452,780.37	4,452,780.37
08R	Waste Tire Removal	6,220,591.08	527,212.88	11,748.00	6,736,055.96	6,736,055.96
094	Transportation Infrastructure	14,821,930.45	5,600.57	939.84	14,826,591.18	14,826,591.18
095	Electrical License	36,639,565.74	4,551,581.22	2,962,536.26	38,228,610.70	29,496.24	38,258,106.94
096	Highway Infrastructure	2,685,402.77	7,944.54	2,693,347.31	2,693,347.31
097	Recreational Vehicle	5,041,065.30	39,935.15	29,071.33	5,051,929.12	2.75	5,051,931.87
099	Puget Sound Capital Construction	61,846,931.29	38,655,747.79	14,262,120.53	86,240,558.55	1,351.21	86,241,909.76
09E	Freight Mobility Investment	13,237,911.93	1,103,192.54	310,722.31	14,030,382.16	14,030,382.16
09H	Transportation Partnership	(71,653,602.09)	(13,313,259.47)	1,351,989.03	(86,318,850.59)	5,431.66	(86,313,418.93)
09P	City-County Assistance	3,716,981.46	1,623,750.39	5,289,381.31	51,350.54	51,350.54
09T	Washington Main Street Trust Fund	53,638.16	53,638.16	53,638.16
102	Rural Arterial Trust	9,721,138.55	2,071,263.72	1,967,966.46	9,824,435.81	9,824,435.81
104	Limited Fish And Wildlife	11,052,180.84	720,439.30	1,183,959.79	10,588,660.35	14,653.60	10,603,313.95
106	Highway Safety	3,224,228.58	5,018,761.79	11,792,617.79	(3,549,627.42)	280,845.16	(3,268,782.26)
107	Liquor Excise Tax	8,500,623.90	4,824,680.15	46,071.15	13,279,232.90	1,098.35	13,280,331.25
108	Motor Vehicle	284,643,684.11	205,512,305.27	184,013,824.00	306,142,165.38	3,211,939.70	309,354,105.08
109	Puget Sound Ferry Operations	6,661,977.01	35,454,224.45	18,144,070.31	23,972,131.15	260,753.19	24,232,884.34
10A	Aquatic Algae Control	735,813.70	1,120.00	41.68	736,892.02	2.00	736,894.02
10B	Home Security Fund	124,346,687.52	5,851,504.50	6,704,795.25	123,493,396.77	12,241.58	123,505,638.35
10G	Water Rights Tracking System	426,898.24	1,132.79	428,031.03	428,031.03
110	Special Wildlife	11,287,260.45	1,441,279.20	258,468.62	12,470,071.03	5,128.89	12,475,199.92

RECEIPTS & DISBURSEMENTS FOR TREASURY FUNDS

	December 1, 2024		December 2024		December 31, 2024		
	Beginning Book Balance		Plus Receipts	Less Disbursements	Ending Book Balance	Outstanding Warrants	Ending Cash Balance
SPECIAL REVENUE FUNDS (Continued)							
111 Public Service Revolving	\$ 31,778,940.76	\$	(4,346,564.95)	\$ 2,358,223.15	\$ 25,074,152.66	\$ 79,525.77	\$ 25,153,678.43
113 Common School Construction	327,485,168.74		1,989,085.42	3,952,388.46	325,521,865.70	68,398.32	325,590,264.02
116 Basic Data	301,013.01		301,013.01	301,013.01
119 Unemployment Compensation Administration	(3,031,184.10)		16,336,110.96	15,088,915.64	(1,783,988.78)	1,312,985.39	(471,003.39)
11B Regional Mobility Grant Program	87,507,855.03		9,209,999.15	994,957.34	95,722,896.84	8,031.00	95,730,927.84
11E Freight Mobility Multimodal	22,364,362.32		1,131,308.01	6,337,818.24	17,157,852.09	17,157,852.09
11H Forest and Fish Support	5,866,462.28		414,150.68	186,687.03	6,093,925.93	6,093,925.93
11K Washington Auto Theft Prevention Authority	7,121,397.92		301,724.69	1,074,953.74	6,348,168.87	1,194.16	6,349,363.03
120 Administrative Contingency	42,817,141.61		2,388,590.32	683,593.01	44,522,138.92	12,580.00	44,534,718.92
12C Affordable Housing For All	51,857,794.57		1,450,214.20	3,329,075.10	49,978,933.67	90,936.60	50,069,870.27
12M Charitable Organization Education	1,335,213.46		66,410.00	1,401,623.46	1,401,623.46
12T Traumatic Brain Injury	1,666,627.25		130,806.02	61,928.89	1,735,504.38	1,735,504.38
134 Employment Services Administrative	56,907,470.12		3,584,915.83	2,667,190.26	57,825,195.69	36,298.33	57,861,494.02
138 Insurance Commissioner's Regulatory	37,885,915.75		64,351.81	3,629,027.62	34,321,239.94	355,340.75	34,676,580.69
144 Transportation Improvement	69,542,773.98		8,489,944.54	12,735,708.58	65,297,009.94	65,297,009.94
146 Firearms Range	1,509,299.09		30,283.20	1,539,582.29	1,539,582.29
14A Wildlife Rehabilitation	328,530.57		12,538.00	10,289.32	330,779.25	145.37	330,924.62
14G Ballast Water and Biofouling Management	28,878.61		879.87	27,998.74	42.42	28,041.16
14M Financial Fraud & ID Theft	2,858,173.27		107,340.00	7,797.04	2,957,716.23	2,957,716.23
14R Military Active State Service	551,838.38		3,493.95	548,344.43	37.36	548,381.79
14V Ignition Interlock Device	2,709,967.43		322,704.00	338,263.53	2,694,407.90	261.21	2,694,669.11
150 Low-Income Weatherization/ Structural Rehabilitation Assistance	1,575,074.25		4,659.73	261.19	1,579,472.79	1,579,472.79
153 Rural Mobility Grant Program	8,590,001.82		4,056,312.99	1,126,163.58	11,520,151.23	704,958.00	12,225,109.23
154 New Motor Vehicle Arbitration	1,442,278.75		60,897.00	56,159.86	1,447,015.89	1,447,015.89
158 Aquatic Land Dredged Material Disposal Site	327,842.32		327,842.32	327,842.32
159 Parks Improvement	502,755.71		(461,356.29)	36,509.73	4,889.69	4,889.69
15H Cleanup Settlement	47,937,094.38		1,342,213.47	78,403.41	49,200,904.44	49,200,904.44
15M Biotoxin	813,334.52		21,674.91	198,196.88	636,812.55	636,812.55
160 Wood Stove Education and Enforcement	579,521.23		30,740.60	7,311.31	602,950.52	602,950.52
162 Farm Labor Contractor	213,673.54		39,604.60	253,278.14	253,278.14
167 Natural Resources Conservation Areas Stewardship	405,798.85		25.55	(6,423.42)	412,247.82	412,247.82
16A Judicial Stabilization Trust	83,718,621.78		360,884.20	3,324,556.25	80,754,949.73	156,766.08	80,911,715.81
16J SR 520 Corridor	129,758,796.28		(4,051,173.62)	(5,980,613.17)	131,688,235.83	230,167.82	131,918,403.65

RECEIPTS & DISBURSEMENTS FOR TREASURY FUNDS

		December 1, 2024		December 2024		December 31, 2024	
		Beginning Book Balance	Plus Receipts	Less Disbursements	Ending Book Balance	Outstanding Warrants	Ending Cash Balance
SPECIAL REVENUE FUNDS (Continued)							
16M	Appraisal Management Company	\$ 700,184.46	\$ 63,252.24	\$ 15,188.47	\$ 748,248.23	\$	\$ 748,248.23
16P	Marine Resources Stewardship Trust	36.85	0.11	36.96	36.96
16W	Hospital Safety Net Assessment	152,855,167.38	141,680,954.82	232,967,920.55	61,568,201.65	61,568,201.65
172	Basic Health Plan Trust	6,900,554.00	6,900,554.00	6,900,554.00
176	Water Quality Permit	35,578,191.31	478,277.31	2,361,698.50	33,694,770.12	18,167.01	33,712,937.13
17B	Home Visiting Services	16,494,332.50	528,467.74	1,313,632.83	15,709,167.41	39,048.17	15,748,215.58
17N	Complete Streets Grant Program	10,760,119.66	1,833,750.00	608,107.71	11,985,761.95	11,985,761.95
17P	SR520 Civil Penalties	13,927,082.21	(88,521.15)	(300,804.15)	14,139,365.21	30,559.72	14,169,924.93
17T	Health Benefit Exchange	14,884,401.96	7,739,786.00	107,843.56	22,516,344.40	22,516,344.40
17W	Limousine Carriers	78,372.42	78,372.42	78,372.42
182	Underground Storage Tank	3,534,219.36	119,530.60	178,031.56	3,475,718.40	177.77	3,475,896.17
186	County Arterial Preservation	452,923.98	1,718,473.33	1,065,073.03	1,106,324.28	1,106,324.28
18J	Capital Vessel Replacement	35,447,133.22	(1,518,000.37)	454,383.48	33,474,749.37	504.33	33,475,253.70
18L	Hydraulic Project Approval
199	Biosolids Permit	852,785.46	108,548.88	744,236.58	744,236.58
19A	Medicaid Fraud Penalty	25,659,712.32	6,197.14	391,082.24	25,274,827.22	118.93	25,274,946.15
19C	Forest Practice Application	258,454.91	140.54	12,484.89	246,110.56	246,110.56
19T	DOL Technology Improvement and Data Management	1,068,653.05	55,907.72	26,719.22	1,097,841.55	1,097,841.55
19V	Andy Hill Cancer Research Endowment Fund	19,464,610.11	903,720.19	343,906.22	20,024,424.08	20,024,424.08
200	Regional Fisheries Enhancement Salmonid Recovery	(74,848.86)	2,328.91	(77,177.77)	(77,177.77)
201	Department of Licensing Services	3,274,983.66	253,516.57	161,715.78	3,366,784.45	47.83	3,366,832.28
202	Medical Test Site Licensure	(268,012.52)	33,697.55	155,933.72	(390,248.69)	632.51	(389,616.18)
204	Volunteer Fire Fighters' and Reserve Officers' Administrative	4,063,579.32	12,868.28	58,151.09	4,018,296.51	6,435.99	4,024,732.50
207	Hazardous Waste Assistance	5,436,283.23	75,386.24	371,186.28	5,140,483.19	2,819.12	5,143,302.31
20H	Connecting Washington	85,622,012.26	8,120,925.75	84,458,880.87	9,284,057.14	2,170,878.79	11,454,935.93
20J	Electric Vehicle	11,795,251.20	(5,139,226.09)	41,822.94	6,614,202.17	706.25	6,614,908.42
20M	Puget Sound Taxpayer Accountability	2,203,860.05	3,400.92	2,207,260.97
20N	Transportation Future Funding Program	41,579,951.60	5,123,010.84	46,702,962.44	46,702,962.44
20R	Radioactive Mixed Waste	1,142,875.51	50,000.00	971,619.91	221,255.60	58.24	221,313.84
20T	PLIA Underground Storage Tank Revolving	30,235,525.46	104,222.92	84,547.78	30,255,200.60	30,255,200.60
215	Special Category C	21,139,498.22	426,214.43	1,548,141.40	20,017,571.25	20,017,571.25
216	Air Pollution Control	5,349,586.88	51,002.37	321,141.32	5,079,447.93	115.25	5,079,563.18
217	Oil Spill Prevention	9,440,750.19	682,859.34	375,589.52	9,748,020.01	278.66	9,748,298.67

RECEIPTS & DISBURSEMENTS FOR TREASURY FUNDS

	December 1, 2024		December 2024		December 31, 2024						
	Beginning Book Balance		Plus Receipts	Less Disbursements	Ending Book Balance	Outstanding Warrants	Ending Cash Balance				
SPECIAL REVENUE FUNDS (Continued)											
218 Multimodal Transportation	\$ 329,290,993.17	\$	(26,415,358.80)	\$	16,104,317.42	\$	286,771,316.95	\$	2,844,422.55	\$	289,615,739.50
21E Concealed Pistol License Renewal	574,141.06		11,776.80		2,958.54		582,959.32				582,959.32
21H Wastewater Treatment Plant Operator Certification	446,542.01		186,478.00		21,924.45		611,095.56		50.00		611,145.56
21M Distracted Driving Prevention	103,849.78		2,964.52				106,814.30				106,814.30
21S Aquatic Invasive Species Management	410,196.67		2,540.00		34,286.63		378,450.04		100.69		378,550.73
21V Construction Registration Inspection	2,478,653.21		895,369.23		1,239,712.07		2,134,310.37		17,032.63		2,151,343.00
222 Freshwater Aquatic Weeds	1,411,992.80		11,751.00		56,603.23		1,367,140.57		6.00		1,367,146.57
223 State Oil Spill Response	3,451,824.36		201,031.00		66,317.38		3,586,537.98				3,586,537.98
22J Abandoned Recreational Vehicle Disposal	1,979,368.73		56,694.90		29,799.00		2,006,264.63		13,202.40		2,019,467.03
22M Energy Efficiency	4,261,036.25				7,573.67		4,253,462.58				4,253,462.58
22R Internet Consumer Access											
22U Secure Drug Take-Back Program	306,053.77				24,256.93		281,796.84				281,796.84
22W Public Disclosure Transparency	7,761,733.73		3,425.00		53,744.86		7,711,413.87		50.00		7,711,463.87
234 Public Works Administration	6,283,059.14		428,880.77		533,446.44		6,178,493.47		6,927.48		6,185,420.95
235 Youth Tobacco & Vapor Product Prevention	1,455,411.41		159,018.54		149,340.25		1,465,089.70		10,877.68		1,475,967.38
237 Recreation Access Pass	1,179,789.56		109,792.70		1,410.00		1,288,172.26		290.00		1,288,462.26
23G Vulnerable Roadway User Education	31,690.76		471.14				32,161.90				32,161.90
23N Model Toxics Control Capital	273,164,919.64		10,633,670.34		6,133,013.44		277,665,576.54		36,995.64		277,702,572.18
23P Model Toxics Control Operating	26,574,348.99		21,851,648.01		14,267,773.65		34,158,223.35		214,949.95		34,373,173.30
23R Model Toxics Control Stormwater	78,930,064.85		5,380,388.29		4,099,505.45		80,210,947.69		57,955.77		80,268,903.46
23S Puget Sound Gateway Facility	18,632.95		55.12				18,688.07				18,688.07
23T Congestion Relief Traffic Safety	182,534.15		1,860.03				184,394.18				184,394.18
23V Voluntary Cleanup	1,073,688.29		6,344.89		(2,872.46)		1,082,905.64		11,450.00		1,094,355.64
23W Paint Product Stewardship	119,489.77				5,411.17		114,078.60				114,078.60
24B Foundational Public Health Services	16,685,498.13		903,721.23		495,633.86		17,093,585.50		327.21		17,093,912.71
24J Workforce Education Investment	238,179,537.99		77,920,177.83		31,115,190.51		284,984,525.31		283,737.20		285,268,262.51
24K Agency Financial Transaction	6,479,165.87		691,899.75		762,041.37		6,409,024.25				6,409,024.25
24L Ambulance Transport	7,248,663.08		93,293.53		498,957.81		6,842,998.80				6,842,998.80
24N Fish, Wildlife, and Conservation	16,953,894.59		1,085,087.43		2,581,978.41		15,457,003.61		113,067.16		15,570,070.77
24P Insurance Commissioner's Fraud	1,810,258.23		931.00		167,245.76		1,643,943.47		5,320.00		1,649,263.47
24Q Cooper Jones Active Transportation Safety	1,654,010.29				0.32		1,654,009.97				1,654,009.97
24V Telebehavioral Health Access	126,751.21		438,803.42		42,994.66		522,559.97				522,559.97
25M State Health Care Affordability	50,201,108.54						50,201,108.54				50,201,108.54

RECEIPTS & DISBURSEMENTS FOR TREASURY FUNDS

		December 1, 2024	December 2024		December 31, 2024		
		Beginning Book Balance	Plus Receipts	Less Disbursements	Ending Book Balance	Outstanding Warrants	Ending Cash Balance
SPECIAL REVENUE FUNDS (Continued)							
25N	Statewide 988 Behavioral Health Crisis Response & Suicide Prevention Line	\$ 58,998,102.79	\$ 3,844,880.08	\$ 2,100,144.62	\$ 60,742,838.25	\$ 175.29	\$ 60,743,013.54
25Q	Clean Fuels Program	1,374,176.41	454,109.02	100,645.21	1,727,640.22	1,727,640.22
25T	Refrigerant Emission Management	1,420,704.17	5,200.00	25,952.64	1,399,951.53	1,399,951.53
25U	Department of Licensing Wage Lien	378.00	378.00	378.00
25W	Driver Licensing Technology Support	2,580,885.28	123,515.94	16,775.27	2,687,625.95	2,687,625.95
260	University of Washington Operating Fees	123.54	123.54	123.54
262	Manufactured Home Installation Training	768,788.03	17,333.20	23,700.00	762,421.23	762,421.23
263	Community and Economic Development Fee	6,424,416.23	3,000.00	140,879.71	6,286,536.52	222.80	6,286,759.32
267	Recreation Resources	25,212,847.07	770,754.11	1,336,230.99	24,647,370.19	31,421.72	24,678,791.91
268	Nonhighway and Off-Road Vehicle Activities (NOVA) Program	16,159,395.72	475,764.84	305,103.37	16,330,057.19	16,330,057.19
269	Parks Renewal and Stewardship	39,242,947.62	5,226,902.04	7,569,799.94	36,900,049.72	187,422.14	37,087,471.86
26A	Carbon Emissions Reduction	288,379,195.98	151,468,591.21	3,173,756.14	436,674,031.05	436,674,031.05
26B	Climate Investment	70,126,658.00	117,196,425.63	2,182,104.09	185,140,979.54	93,094.17	185,234,073.71
26C	Climate Commitment	861,312,731.34	14,074.46	20,961,496.53	840,365,309.27	641,185.01	841,006,494.28
26D	Natural Climate Solutions	240,857,816.13	1,087.16	5,909,166.65	234,949,736.64	469,733.06	235,419,469.70
26E	Air Quality and Health Disparities Improvement	21,585,949.01	2,500,000.00	69,695.96	24,016,253.05	24,016,253.05
26M	Climate Active Transportation	85,458,410.93	251,557.56	5,591,319.88	80,118,648.61	1,125.00	80,119,773.61
26N	Climate Transit Programs	(24,097,194.69)	(56,622.35)	20,186,810.25	(44,340,627.29)	1,140,504.09	(43,200,123.20)
26P	Move Ahead WA	874,627,054.17	52,617,890.69	62,827,409.81	864,417,535.05	2,055,439.18	866,472,974.23
26Q	Move Ahead WA Flexible	68,588,478.75	8,220,455.28	1,446,956.09	75,361,977.94	27,731.04	75,389,708.98
26W	Renewable Fuels Accelerator
271	Washington State University Operating Fees
275	Central Washington University Operating Fees
277	State Agency Parking	297,623.40	126.15	297,497.25	297,497.25
27P	Price Ceiling Unit Emission Reduction Investment
27T	Derelict Structure Removal
27W	OPIOID Abatement Settlement	(3,556,103.99)	(63,189.20)	6,642,384.62	(10,261,677.81)	243,401.19	(10,018,276.62)
285	Growth Management Planning and Environmental Review	2,685,125.18	153,357.27	7,000.00	2,831,482.45	2,831,482.45
28A	State Hazard Mitigation Revolving Loan
28F	Clean Fuels Transportation Investment
28G	Covenant Homeownership	19,319,717.47	5,887,862.95	675,885.00	24,531,695.42	660,039.79	25,191,735.21
28J	Renewable Energy Local Benefit
28M	Land Bank	2,397,974.00	2,397,974.00	2,397,974.00

RECEIPTS & DISBURSEMENTS FOR TREASURY FUNDS

		December 1, 2024		December 2024		December 31, 2024		
		Beginning Book Balance	Plus Receipts	Less Disbursements	Ending Book Balance	Outstanding Warrants	Ending Cash Balance	
SPECIAL REVENUE FUNDS (Continued)								
28R	Family Medicine Workforce Development	\$	\$	\$	\$	\$	\$	\$
28S	Stadium World Cup Capital	10,000,000.00	10,000,000.00	10,000,000.00
28U	Clean Fuels Credit
28V	Inflation Reduction Elective Pay
296	Columbia River Basin Water Supply Rev Recovery	8,758,528.72	405,920.78	1,602.82	9,162,846.68	9,162,846.68
29A	Tribal OPIOID Prevention and Treatment
315	Dedicated Cannabis	168,271,221.82	38,161,676.11	11,565,091.85	194,867,806.08	19,266.62	194,887,072.70
319	Public Health Supplemental	2,247,961.92	438,932.22	(6,224.65)	2,693,118.79	2,693,118.79
404	State Treasurer's Service	97,846,229.62	(4,684,584.74)	1,028,812.77	92,132,832.11	92,132,832.11
408	Coastal Protection	2,491,034.00	9,540.50	2,500,574.50	2,500,574.50
441	Local Government Archives	3,432,704.30	223,622.62	208,618.12	3,447,708.80	51.00	3,447,759.80
500	Perpetual Surveillance and Maintenance	52,550,306.67	155,465.78	52,705,772.45	52,705,772.45
507	Oyster Reserve Land	719,177.29	2,133.82	39,239.98	682,071.13	682,071.13
511	Tacoma Narrows Toll Bridge	28,241,588.47	5,319,072.16	(3,785,557.07)	37,346,217.70	230,330.12	37,576,547.82
513	Derelict Vessel Removal	4,158,017.98	37,558.05	524,106.25	3,671,469.78	33,556.06	3,705,025.84
532	Washington Housing Trust Fund	32,039,382.84	2,839,603.42	1,139,806.63	33,739,179.63	6,876.67	33,746,056.30
535	Alaskan Way Viaduct Replacement Project	106,192,452.99	(9,658,825.16)	(1,591,023.86)	98,124,651.69	131,298.77	98,255,950.46
549	Election	6,576,817.36	21,470.20	87,454.14	6,510,833.42	6,510,833.42
550	Transportation 2003	(25,984,253.41)	576,161.04	4,671,385.50	(30,079,477.87)	387.66	(30,079,090.21)
562	Skilled Nursing Facility Safety Net Trust	4,969,376.93	11,341.61	933,284.74	4,047,433.80	26,689.00	4,074,122.80
564	Water Pollution Control Revolving Administration	5,913,310.81	617,362.53	359,730.48	6,170,942.86	6,170,942.86
565	Yakima Integrated Plan Implementation Revenue Recovery
566	Community Forest Trust	337,676.50	1,024.50	338,701.00	338,701.00
571	Multiuse Roadway Safety	1,770,840.36	19,618.59	1,790,458.95	1,790,458.95
595	I-405 and SR-167 Express Toll Lanes	239,100,312.26	394,036.33	14,615,464.13	224,878,884.46	112,983.00	224,991,867.46
600	Department of Retirement Systems Expense	26,013,728.73	5,962,864.21	4,779,438.56	27,197,154.38	95,440.16	27,292,594.54
689	Rural Washington Loan	1,275,431.42	3,773.26	1,279,204.68	1,279,204.68
727	Water Pollution Control Revolving	187,886,557.64	25,458,158.05	19,461,226.05	193,883,489.64	12,441.64	193,895,931.28
733	Capitol Campus Reserve
777	Prostitution Prevention and Intervention	98,035.79	225.60	82.88	98,178.51	98,178.51
785	State Educational Trust Fund	3,420,370.61	88,101.64	25,707.00	3,482,765.25	25,707.00	3,508,472.25
818	Youth Athletic Facility	35,756,177.61	107,212.54	3,351,564.50	32,511,825.65	108,033.64	32,619,859.29
825	Tobacco Settlement	98,819.94	292.35	99,112.29	99,112.29

RECEIPTS & DISBURSEMENTS FOR TREASURY FUNDS

		December 1, 2024		December 2024		December 31, 2024	
		Beginning Book Balance	Plus Receipts	Less Disbursements	Ending Book Balance	Outstanding Warrants	Ending Cash Balance
SPECIAL REVENUE FUNDS (Continued)							
844	Money-Purchase Retirement Savings Administrative	\$	\$	\$	\$	\$	\$
851	Developmental Disabilities Community Services	24,107,724.56	71,864.78	384,232.98	23,795,356.36	23,795,356.36
874	OASI Revolving	217,288.28	50.00	14,398.49	202,939.79	2.50	202,942.29
887	Public Facilities Construction Loan Revolving	53,345,425.89	922,994.23	2,592,871.34	51,675,548.78	2,197.83	51,677,746.61
888	Deferred Compensation Administrative	4,498,431.98	(70,828.46)	207,170.87	4,220,432.65	882.50	4,221,315.15
893	Radiation Perpetual Maintenance	387,699.49	1,146.98	388,846.47	388,846.47
TOTAL SPECIAL REVENUE FUNDS		\$ 8,676,564,554.47	\$ 1,146,222,401.59	\$ 1,018,147,904.14	\$ 8,804,639,051.92	\$ 26,828,557.30	\$ 8,831,467,609.22
DEBT SERVICE FUNDS							
303	Highway Bond Retirement	\$ 247,532,981.11	\$ 55,827,840.88	\$ 92,313,891.66	\$ 211,046,930.33	\$	\$ 211,046,930.33
304	Ferry Bond Retirement	16,695.14	49.39	16,744.53	16,744.53
305	Transportation Improvement Board Bond Retirement	6,620,610.37	399,607.80	7,020,218.17	7,020,218.17
347	Washington State University Bond Retirement	76,701,248.61	2,637,813.32	(51,388.82)	79,390,450.75	79,390,450.75
348	University of Washington Bond Retirement	30,522,978.76	263,707.35	645,919.24	30,140,766.87	30,140,766.87
380	Debt-Limit General Fund Bond Retirement	109,127.76	109,127.76	109,127.76
381	Debt-Limit Reimbursable Bond Retirement
382	Nondebt-Limit General Fund Bond Retirement
383	Nondebt-Limit Reimbursable Bond Retirement	3,213.42	3,213.42	3,213.42
384	Nondebt-Limit Proprietary Appropriated Bond Retirement
385	Nondebt-Limit Proprietary Nonappropriated Bond Retirement
386	Nondebt-Limit Revenue Bond Retirement
389	Toll Facility Bond Retirement	27,010,862.43	4,308,089.08	17,472,001.00	13,846,950.51	13,846,950.51
TOTAL DEBT SERVICE FUNDS		\$ 388,517,717.60	\$ 63,437,107.82	\$ 110,380,423.08	\$ 341,574,402.34	\$	\$ 341,574,402.34
CAPITAL PROJECTS FUNDS							
036	Capitol Building Construction	\$ 12,056,168.06	\$ 39,406.68	\$ (311,313.56)	\$ 12,406,888.30	\$	\$ 12,406,888.30
057	State Building Construction	346,570,667.14	15,400,664.45	147,275,542.84	214,695,788.75	4,584,458.21	219,280,246.96
060	Community and Technical College Capital Projects	27,463,528.19	1,506,853.84	1,676,575.53	27,293,806.50	27,293,806.50
061	Eastern Washington University Capital Projects	6,920,181.07	339,103.00	723,505.64	6,535,778.43	6,535,778.43
062	Washington State University Building	3,994,073.93	12,777.65	4,006,851.58	4,006,851.58
063	Central Washington University Capital Projects	847,185.97	322,423.08	134,984.49	1,034,624.56	1,034,624.56

RECEIPTS & DISBURSEMENTS FOR TREASURY FUNDS

		December 1, 2024		December 2024		December 31, 2024	
		Beginning Book Balance	Plus Receipts	Less Disbursements	Ending Book Balance	Outstanding Warrants	Ending Cash Balance
CAPITAL PROJECTS FUNDS (Continued)							
064	University of Washington Building	\$ 11,066,471.12	\$ 36,148.30	\$ 2,134,788.98	\$ 8,967,830.44	\$	\$ 8,967,830.44
065	Western Washington University Capital Projects	9,905,419.20	349,116.23	432,281.39	9,822,254.04	9,822,254.04
066	The Evergreen State College Capital Projects	2,238,317.93	326,975.75	286,928.60	2,278,365.08	2,278,365.08
075	State Social and Health Services Construction	9,396.39	9,396.39	9,396.39
18B	Columbia River Basin Tax Bond Water Supply Development	1,352,704.60	4,001.86	1,356,706.46	1,356,706.46
245	Public Safety Reimbursable Bond	4.12	4.12	4.12
246	Community and Technical College Forest Reserve	5,260,669.81	12.78	5,260,682.59	5,260,682.59
289	Thurston County Capital Facilities	8,104,150.91	283,781.10	186,191.38	8,201,740.63	8,201,740.63
357	Gardner-Evans Higher Education Construction	45,698.05	45,698.05	45,698.05
364	Military Department Capital	3,895,293.84	3,895,293.84	3,895,293.84
367	Chehalis Basin Taxable
373	Coronavirus Capital Projects	(6,988,324.53)	3,822,372.10	(10,810,696.63)	106.68	(10,810,589.95)
TOTAL CAPITAL PROJECTS FUNDS		\$ 432,741,605.80	\$ 18,621,264.72	\$ 156,361,857.39	\$ 295,001,013.13	\$ 4,584,564.89	\$ 299,585,578.02
PERMANENT FUNDS							
04B	Natural Resources Real Property Replacement	\$ 53,974,597.77	\$ 189,631.69	\$ 18,164.11	\$ 54,146,065.35	\$	\$ 54,146,065.35
601	Agricultural Permanent	54,247.82	(901.07)	55,148.89	55,148.89
603	Millersylvania Park Trust	6,219.62	18.40	6,238.02	6,238.02
604	Normal School Permanent	54,771.11	(63,868.75)	118,639.86	118,639.86
605	Permanent Common School	55,794.93	(14,902.69)	70,697.62	70,697.62
606	Scientific Permanent	56,480.26	(15,359.39)	71,839.65	71,839.65
607	State University Permanent	150,966.82	150,966.82	150,966.82
TOTAL PERMANENT FUNDS		\$ 54,353,078.33	\$ 189,650.09	\$ (76,867.79)	\$ 54,619,596.21	\$	\$ 54,619,596.21
ENTERPRISE FUNDS							
401	Correctional Industries	\$ 3,470,708.96	\$ 9,177,512.48	\$ 9,954,429.95	\$ 2,693,791.49	\$ 381,410.30	\$ 3,075,201.79
407	Secretary of State's Revolving	19,802,974.78	1,614,639.96	962,032.02	20,455,582.72	100.00	20,455,682.72
418	State Health Care Authority Administrative	2,299,872.69	1,641,693.51	1,746,941.04	2,194,625.16	1,874.57	2,196,499.73
492	School Employees' Insurance Administrative	1,517,504.61	973,727.00	1,274,106.20	1,217,125.41	1,612.21	1,218,737.62
578	Lottery Administrative	1,965,809.74	1,773,737.40	1,653,903.07	2,085,644.07	11,006.39	2,096,650.46
608	Accident	(2,338,883.63)	87,385,483.93	84,656,342.29	390,258.01	10,223,716.64	10,613,974.65
609	Medical Aid	(301,025.41)	75,941,478.68	75,515,297.41	125,155.86	6,616,780.08	6,741,935.94

RECEIPTS & DISBURSEMENTS FOR TREASURY FUNDS

		December 1, 2024		December 2024		December 31, 2024	
		Beginning Book Balance	Plus Receipts	Less Disbursements	Ending Book Balance	Outstanding Warrants	Ending Cash Balance
ENTERPRISE FUNDS (Continued)							
610	Accident Reserve	\$ 73,144.84	\$ 77,030,593.49	\$ 76,977,872.97	\$ 125,865.36	\$ 1,355,084.97	\$ 1,480,950.33
881	Supplemental Pension	(436,359.48)	84,730,703.79	84,012,760.40	281,583.91	2,297,763.99	2,579,347.90
883	Second Injury	87,648,437.39	2,850,646.42	84,956.58	90,414,127.23	14,143.47	90,428,270.70
TOTAL ENTERPRISE FUNDS		\$ 113,702,184.49	\$ 343,120,216.66	\$ 336,838,641.93	\$ 119,983,759.22	\$ 20,903,492.62	\$ 140,887,251.84
INTERNAL SERVICE FUNDS							
006	Public Records Efficiency, Preservation & Access	\$ 1,061,577.42	\$ 198,414.59	\$ 349,160.11	\$ 910,831.90	\$ 1,725.60	\$ 912,557.50
405	Legal Services Revolving	18,601,447.53	14,826,750.11	15,467,909.20	17,960,288.44	127,335.41	18,087,623.85
410	Transportation Equipment	61,494,261.69	1,486,711.21	3,857,501.13	59,123,471.77	1,080,365.42	60,203,837.19
415	Personnel Service	19,929,496.00	43,561.55	1,035,153.05	18,937,904.50	284.00	18,938,188.50
455	Higher Education Personnel Service	1,064,576.22	5,748.02	171,561.69	898,762.55	14.00	898,776.55
462	Government Central Service	4,541,567.10	80,810.25	821,553.68	3,800,823.67	15,684.87	3,816,508.54
468	OFM Central Service	6,323,075.12	208,294.43	1,577,111.80	4,954,257.75	29.87	4,954,287.62
483	Auditing Services Revolving	494,228.53	693,730.49	1,086,939.48	101,019.54	7,214.17	108,233.71
484	Administrative Hearings Revolving	11,350,713.21	3,224,089.22	2,758,400.63	11,816,401.80	7,644.56	11,824,046.36
TOTAL INTERNAL SERVICE FUNDS		\$ 124,860,942.82	\$ 20,768,109.87	\$ 27,125,290.77	\$ 118,503,761.92	\$ 1,240,297.90	\$ 119,744,059.82
PENSION TRUST FUNDS							
614	Volunteer Firefighters' Relief and Pension Principal Fund	\$ 6,866,956.06	\$ 82,701.76	\$ 1,325,871.51	\$ 5,623,786.31	\$ 28,546.07	\$ 5,652,332.38
615	State Patrol - Plan1	1,177,583.99	8,365,972.26	8,470,790.74	1,072,765.51	53,774.19	1,126,539.70
616	Judges' Retirement	1,672,790.85	4,993.70	16,947.96	1,660,836.59	724.31	1,661,560.90
624	Reserve Officer's Relief/Pension Principal Fund	9,994.64	834.60	12,115.26	(1,286.02)	(1,286.02)
630	State Patrol - Plan 2	831,679.25	2,549,294.01	2,505,406.01	875,567.25	875,567.25
631	Public Employees' Retirement System Plan 1	9,123,842.07	142,203,155.42	142,829,085.70	8,497,911.79	768,062.17	9,265,973.96
632	Teachers' Retirement System Plan 1	6,870,718.18	84,369,139.58	85,016,074.24	6,223,783.52	508,489.78	6,732,273.30
633	School Employees' Retirement System Combined Plan 2 & 3	5,345,324.15	100,728,761.46	98,081,344.11	7,992,741.50	360,623.57	8,353,365.07
635	Public Safety Employees Retirement System Plan 2	309,887.47	16,363,809.08	16,366,101.01	307,595.54	17,759.19	325,354.73
641	Public Employees' Retirement System Combined Plan 2 & 3	24,168,426.34	411,304,270.21	415,584,042.56	19,888,653.99	1,316,128.17	21,204,782.16
642	Teachers' Retirement System Combined Plan 2 and 3	13,840,547.03	287,211,969.06	273,607,750.30	27,444,765.79	293,967.21	27,738,733.00
661	Higher Ed Retirement Plan Supplemental Benefit-UW	65.89	761,223.26	761,063.35	225.80	225.80

RECEIPTS & DISBURSEMENTS FOR TREASURY FUNDS

	December 1, 2024		December 2024		December 31, 2024		
	Beginning Book Balance		Plus Receipts	Less Disbursements	Ending Book Balance	Outstanding Warrants	Ending Cash Balance
PENSION TRUST FUNDS (Continued)							
662 Higher Ed Retirement Plan Supplemental Benefit -WSU	\$	\$ 97,912.48	\$ 97,912.48	\$	\$	\$	\$
663 Higher Ed Retirement Plan Supplemental Benefit-EWU	7,653.68		15,239.39	15,241.83	7,651.24	7,651.24
664 Higher Ed Retirement Plan Supplemental Benefit-CWU		8,411.77	8,411.77
665 Higher Ed Retirement Plan Supplemental Benefit-TESC		4,783.26	4,783.26
667 Higher Ed Retirement Plan Supplemental Benefit-WWU		24,756.94	24,756.94
668 Higher Ed Retirement Plan Supplemental Benefit -SBCTC		89,248.25	89,248.25
722 Deferred Compensation Principal	1,189,139.86		94,856,115.07	90,680,593.36	5,364,661.57	14,053.84	5,378,715.41
729 Judicial Retirement Principal	11,294.08		44,764.33	44,711.10	11,347.31	11,347.31
819 LEOFF Plan 1 Retirement	3,348,279.43		34,188,653.98	34,471,108.10	3,065,825.31	334,096.88	3,399,922.19
829 LEOFF Plan 2 Retirement	8,666,560.32		112,638,933.45	113,672,668.56	7,632,825.21	192,453.21	7,825,278.42
882 Washington Judicial Retirement System	9,818,645.75		35,586.45	522,242.04	9,331,990.16	9,331,990.16
TOTAL PENSION TRUST FUNDS	\$ 93,259,389.04	\$ 1,295,950,529.77	\$ 1,284,208,270.44	\$ 105,001,648.37	\$ 3,888,678.59	\$ 108,890,326.96	
CUSTODIAL FUNDS							
01P Suspense	\$ 554,265,551.67	\$ 2,756,697,010.51	\$ 3,107,323,540.33	\$ 203,639,021.85	\$ 109,687.77	\$ 203,748,709.62	
01R Undistributed Receipts	34,653.37	34,653.37	34,653.37	
01T Local Leasehold Excise Tax	251,951.82	329,829.31	(77,877.49)	(77,877.49)	
034 Local Sales and Use Tax	
035 State Payroll Revolving	30,875,334.01	773,156,744.40	750,134,532.09	53,897,546.32	1,924,792.65	55,822,338.97	
768 Local Real Estate Excise Tax	
795 State Investment Board Commingled Monthly Bond	176.24	176.24	
865 State Investment Board Commingled Trust	70,028.89	70,028.89	
877 OASI Contribution	
TOTAL CUSTODIAL FUNDS	\$ 585,427,490.87	\$ 3,529,923,960.04	\$ 3,857,858,106.86	\$ 257,493,344.05	\$ 2,034,480.42	\$ 259,527,824.47	
TOTAL TREASURY FUNDS	\$ 14,376,561,689.94	\$ 10,785,765,194.38	\$ 10,673,362,324.04	\$ 14,488,964,560.28	\$ 131,469,515.29	\$ 14,620,434,075.57	

NOTE: Funds with zero balances that are scheduled to become inactive may no longer appear on this report.

RECEIPTS & DISBURSEMENTS FOR TREASURER'S TRUST FUNDS

		December 1, 2024		December 2024		December 31, 2024	
		Beginning Book Balance	Plus Receipts	Less Disbursements	Ending Book Balance	Outstanding Warrants	Ending Cash Balance
GENERAL FUND							
06N	Local Tax Administration	\$	\$	\$	\$	\$	\$
07F	Commercial Fisheries Buyback
08B	Foster Care Endowed Scholarship Trust	17,714.57	52.41	17,766.98	17,766.98
08E	Individual Development Account Program	2,216.51	6.56	2,223.07	2,223.07
08N	State Financial Aid	25,972,895.66	17,420,301.61	4,575,496.52	38,817,700.75	2,852.78	38,820,553.53
08T	Transportation Innovative Partnership
11M	Poet Laureate	115.55	115.55	115.55
11R	Hospital Infection Control Grant
12L	Outdoor Education and Recreation Prog	4,419,850.51	4,419,850.51	4,419,850.51
12P	Geoduck Aquaculture Research
131	Fair	4,237,196.71	12,576.11	16,813.34	4,232,959.48	9,479.03	4,242,438.51
14N	Legislative Oral History	84,139.20	84,139.20	84,139.20
14P	Skeletal Human Remains Assistance	621,703.81	3,656.43	618,047.38	26.67	618,074.05
15B	Food Animal Vet Scholarship
15N	Business Assistance
16F	Washington State Flag
16K	Mortgage Recovery
16R	Multiagency Permitting Team	105,760.67	312.88	106,073.55	106,073.55
17R	Aerospace Training Student Loan	169,074.53	7,648.04	2,148.93	174,573.64	38.43	174,612.07
18C	Native Education Public-Private Partnership
18F	High School Completion
18G	Opportunity Scholarship Match Transfer	11,444,491.70	7,311,787.80	4,132,703.90	4,132,703.90
18K	24/7 Sobriety	23,027.97	566.84	23,594.81	23,594.81
18V	Science, Technology, Engineering and Math Education Lighthouse
19J	Universal Communications Services	243,621.26	29,964.50	213,656.76	213,656.76
20L	Early Start	130,497.79	130,497.79	130,497.79
21J	Gina Grant Bull Memorial Legislative Page Scholarship	40,506.81	120.72	40,627.53	40,627.53
21L	Low-Income Home Rehabilitation	221,527.15	690.04	222,217.19	222,217.19
21T	Suicide-Safer Homes Project	25,000.01	25,000.01	25,000.01
22A	State Agency Office Relocation Pool	3,739,950.16	3,739,950.16	3,739,950.16
22B	Highway Worker Memorial Scholarship
22S	Landlord Mitigation Program	2,531,236.31	209,315.81	73,042.04	2,667,510.08	179,354.97	2,846,865.05
22V	Medical Student Loan	1,751,479.24	1,751,479.24	1,751,479.24

RECEIPTS & DISBURSEMENTS FOR TREASURER'S TRUST FUNDS

	December 1, 2024		December 2024		December 31, 2024		
	Beginning Book Balance		Plus Receipts	Less Disbursements	Ending Book Balance	Outstanding Warrants	Ending Cash Balance
GENERAL FUND (Continued)							
23B Rural Jobs Program Match Transfer	\$ 403,895.86	\$	\$ 200,000.00	\$ 203,895.86	\$	\$ 203,895.86
23E Washington History Day	102,141.77		(204.08)	101,937.69	101,937.69
23F Open Educational Resources
23L Indian Health Improvement Reinvestment	1,487,535.33		28,469.38	44,653.15	1,471,351.56	329.67	1,471,681.23
24A Behavioral Health Loan Repayment & Scholarship Program	10,493,214.13		10,456.35	371,001.51	10,132,668.97	40,516.74	10,173,185.71
24F Veterans Service Officer
24W Undocumented Student Support Loan Match
25B Unemployment Insurance Relief	30,284.75		30,284.75	30,284.75
25E Rosa Franklin Legislative Internship Program Scholarship	2,183.72		8.56	2,192.28	2,192.28
25J Department of Transportation Purple Heart State
25K Department of Veterans' Affairs Purple Heart State	803.97		2,000.00	2,803.97	2,803.97
25L Military Department Purple Heart State
26F Billy Frank Jr. National Statuary Hall Collection
27E Equitable Access to Credit Program	7,348,262.00		93,621.00	7,441,883.00	7,441,883.00
27H Veterans & Military Members Suicide Prevention	21,888.00		460.00	22,348.00	22,348.00
27M WA State Global War on Terror Memorial	12,650.00		12,650.00	12,650.00
28B Employee Ownership Revolving Loan Program
28N Surgical Smoke Evacuation	300,000.00		300,000.00	300,000.00
28Q Port District Equity Fund	1,000,000.00		1,000,000.00	1,000,000.00
290 Savings Incentive	1,980,093.39		3,895.98	1,976,197.41	1,976,197.41
447 Information Technology Investment Revolving	42,021,965.07		(2.46)	3,245,039.51	38,776,923.10	59.26	38,776,982.36
490 Regional Transportation Investment District
514 Agricultural Conservation Easements
534 Washington Graduate Fellowship Trust	489.80		489.80	489.80
551 Washington Youth and Families	124,634.31		124,634.31	124,634.31
552 Conservation Assistance Revolving	463,714.45		463,714.45	463,714.45
653 Washington Distinguished Professorship Trust
703 COVID-19 Unemployment
704 COVID-19 Public Health Response	(11,086,643.57)		12,364,502.43	12,174,439.68	(10,896,580.82)	1,297,159.90	(9,599,420.92)
708 Salary/Insurance Contribution Increase Revolving	169,080.41		169,080.41	169,080.41
743 College Faculty Awards Trust	186.14		186.14	186.14
747 Health Professional Loan Repayment & Scholarship Program	33,835,662.86		6,285.27	682,676.26	33,159,271.87	116,300.44	33,275,572.31

RECEIPTS & DISBURSEMENTS FOR TREASURER'S TRUST FUNDS

		December 1, 2024		December 2024		December 31, 2024	
		Beginning Book Balance	Plus Receipts	Less Disbursements	Ending Book Balance	Outstanding Warrants	Ending Cash Balance
GENERAL FUND (Continued)							
748	WA Career and College Pathways Innov Challenge	\$ 14,592,078.23	\$ 44,118.22	\$ 50,901.84	\$ 14,585,294.61	\$	\$ 14,585,294.61
781	Cross-State Trail	473.10	473.10	473.10
793	Health Insurance Pool
835	Four Year Student Child Care in Higher Education	76,544.00	76,544.00	76,544.00
TOTAL GENERAL FUND		\$ 159,163,143.84	\$ 30,201,305.69	\$ 28,785,517.49	\$ 160,578,932.04	\$ 1,646,117.89	\$ 162,225,049.93
SPECIAL REVENUE FUNDS							
01F	Crime Victims' Compensation	\$ 2,552,972.75	\$ 141,875.52	\$	\$ 2,694,848.27	\$	\$ 2,694,848.27
03K	Industrial Insurance Premium Refund	8,209,067.20	32,546.07	226,284.38	8,015,328.89	8,015,328.89
04F	Real Estate Education Program	612,421.74	8,256.32	9,850.13	610,827.93	1,118.77	611,946.70
06H	Oral History, State Library, and Archives	38,401.55	880.54	27,055.70	12,226.39	12,226.39
06J	Securities Prosecution	1,130,700.00	20,500.00	1,151,200.00	1,151,200.00
07A	Mortgage Lending Fraud Prosecution	93,423.96	15,290.65	108,714.61	108,714.61
07B	Organ and Tissue Donation Awareness	80,663.84	43,047.39	82,174.54	41,536.69	41,536.69
07E	Contract Harvesting Revolving	5,300,879.80	20,850.94	2,308,954.75	3,012,775.99	3,012,775.99
07J	"Helping Kids Speak"	2,571.35	1,260.00	1,421.01	2,410.34	2,410.34
07K	Special License Plate Applicant Trust	12,206.00	12,206.00	12,206.00
07L	Legislative International Trade	735.85	735.85	735.85
07N	Produce Railcar Pool	54.71	0.16	54.87	54.87
07T	Commemorative Works	3,747.03	11.09	3,758.12	3,758.12
07V	Fish and Wildlife Enforcement Reward	205,460.66	8,665.16	4,348.76	209,777.06	209,777.06
08C	Gonzaga University Alumni Association	5,272.04	3,880.34	3,103.34	6,049.04	6,049.04
08F	Lighthouse Environmental Programs	10,241.43	5,135.66	4,958.79	10,418.30	10,418.30
08G	Flexible Spending Administrative	2,464,387.77	88,842.00	74,440.49	2,478,789.28	2,478,789.28
08J	Prescription Drug Consortium	62,722.07	14,746.74	77,468.81	77,468.81
08L	"Ski & Ride Washington"	5,597.90	2,601.67	1,799.01	6,400.56	6,400.56
08P	State Parks Education and Enhancement	389,738.28	10,588.70	6,050.18	394,276.80	394,276.80
08V	Veterans Stewardship	1,063,605.59	62,497.49	80,385.53	1,045,717.55	62.98	1,045,780.53
08W	"Washington's National Park Fund"	27,432.94	23,653.07	22,122.37	28,963.64	28,963.64
098	Eastern Washington Pheasant Enhancement	77,893.87	7,069.44	88,351.12	(3,387.81)	(3,387.81)
09A	We Love Our Pets	11,419.25	4,195.34	3,686.68	11,927.91	11,927.91
09B	Boating Safety Education Certification	915,170.12	4,135.00	12,563.88	906,741.24	1,220.00	907,961.24
09J	Washington Coastal Crab Pot Buoy Tag	178,559.13	19,000.00	3,195.66	194,363.47	194,363.47

RECEIPTS & DISBURSEMENTS FOR TREASURER'S TRUST FUNDS

	December 1, 2024		December 2024		December 31, 2024		
	Beginning Book Balance		Plus Receipts	Less Disbursements	Ending Book Balance	Outstanding Warrants	Ending Cash Balance
SPECIAL REVENUE FUNDS (Continued)							
09K Life Sciences Discovery	\$ 172,975.16	\$	511.50	\$	\$ 173,486.66	\$	\$ 173,486.66
09L Nursing Resource Center	975,477.25		81,274.00	705,704.41	351,046.84	8.00	351,054.84
10F "Share the Road"	15,168.04		5,483.34	4,237.33	16,414.05	16,414.05
11A Employment Training Finance	312,519.38		7,104.09	319,623.47	319,623.47
11J Electronic Products Recycling	1,165,053.84		92,980.00	12,122.03	1,245,911.81	1,245,911.81
11P Large On-Site Sewage Systems
11V Veteran Estate Management	(29,224.93)		9,427.41	38,679.92	(58,477.44)	(58,477.44)
126 Agricultural Local	36,007,547.35		6,633,644.68	3,806,715.09	38,834,476.94	147,115.03	38,981,591.97
128 Grain Inspection Revolving	238,484.57		3,062,071.06	1,124,279.57	2,176,276.06	2,842.06	2,179,118.12
12E Assisted Living Facility Management	950,097.80		(15,968.28)	966,066.08	966,066.08
12F Manufactured/Mobile Home Dispute Resol	2,062,814.21		46,835.25	65,270.75	2,044,378.71	2,044,378.71
12G Rockfish Research	307,163.38		3,532.28	17,253.82	293,441.84	293,441.84
12H Uniformed Service Shared Leave Pool	979,591.24		297.89	979,293.35	979,293.35
12N Get Ready For Math & Science Schlarshp	352,238.00		1,578.69	353,816.69	353,816.69
133 Children's Trust	397,084.85		2,974.77	1,093.00	398,966.62	130.00	399,096.62
14E Washington State Library Operations	4,927,945.06		321,356.62	521,507.79	4,727,793.89	13,358.78	4,741,152.67
14W Reduced Cigarette Ignition Propensity	941,287.63		4,793.49	6,210.42	939,870.70	939,870.70
15T Broadband Mapping
15V Funeral and Cemetery	687,294.93		151,270.10	68,561.69	770,003.34	3,224.23	773,227.57
15W Guaranteed Asset Protection Waiver	19,750.00		19,750.00	19,750.00
163 Worker and Community Right to Know	5,305,040.95		110,020.81	181,980.96	5,233,080.80	604.95	5,233,685.75
169 Horse Racing Commission Operating	1,503,434.90		53,709.82	83,977.15	1,473,167.57	210.68	1,473,378.25
16B Landscape Architects' License	461,676.02		26,157.00	13,821.81	474,011.21	474,011.21
16E Spec Forest Products Outreach/Education	76,559.83		99.44	76,659.27	76,659.27
16G Universal Vaccine Purchase	5,588,144.50		8,132,840.73	10,678,093.78	3,042,891.45	2,584,705.20	5,627,596.65
16L Accessible Communities	1,148,050.98		16,306.01	909.45	1,163,447.54	1,163,447.54
16N Disabled Veterans Assistance	1,575.00		50.00	1,625.00	1,625.00
16T Mercury-Containing Light Product Stewardship Programs	321,975.65		1,931.76	320,043.89	320,043.89
17L Foreclosure Fairness	1,061,471.83		8,150.00	21,163.73	1,048,458.10	501.25	1,048,959.35
17M Individual-Based/Portable Background Check Clearance	(83,483.09)		46.00	(83,529.09)	(83,529.09)
17V Volunteer Firefighters	5,508.99		2,303.01	2,489.66	5,322.34	5,322.34
180 Local Government Administrative Hearings	193,971.57		1,005.00	192,966.57	192,966.57
189 Clarke-McNary

RECEIPTS & DISBURSEMENTS FOR TREASURER'S TRUST FUNDS

		December 1, 2024		December 2024		December 31, 2024		
		Beginning Book Balance	Plus Receipts	Less Disbursements	Ending Book Balance	Outstanding Warrants	Ending Cash Balance	
SPECIAL REVENUE FUNDS (Continued)								
18A	Investing In Innovation	\$	\$	\$	\$	\$	\$	\$
18E	Educator Certification Processing	4,592,544.19	291,597.38	203,987.61	4,680,153.96	4,491.26	4,684,645.22	
18M	Music Matters Awareness	5,243.00	4,580.35	3,255.01	6,568.34	6,568.34	
18N	Damage Prevention	170,024.91	3,600.00	24,000.38	149,624.53	750.00	150,374.53	
18R	Seattle Sounders FC	4,785.44	2,683.58	2,317.70	5,151.32	5,151.32	
190	Forest Fire Protection Assessment	7,189,577.75	626.04	(449,565.23)	7,639,769.02	45,512.40	7,685,281.42	
193	State Forest Nursery Revolving	2,834,048.52	1,660.93	513,682.65	2,322,026.80	291,773.01	2,613,799.81	
195	Energy	0.21	0.21	0.21	
197	Statute Law Committee Publications	882,295.40	1,421.15	2,688.85	881,027.70	32.90	881,060.60	
198	Access Road Revolving	3,946,802.50	2,389.19	(1,234,807.14)	5,183,998.83	153.33	5,184,152.16	
19B	School for the Blind	2,391,899.73	241,305.84	323,884.21	2,309,321.36	5,250.00	2,314,571.36	
19E	4-H Program	305.67	392.00	305.67	392.00	392.00	
19F	Seattle Seahawks	41,181.81	18,242.00	15,041.25	44,382.56	44,382.56	
19H	Center for Deaf/Hard of Hearing Youth	2,452,206.94	109,236.88	24,298.41	2,537,145.41	2,537,145.41	
19M	Seattle University	15,173.52	417.67	567.00	15,024.19	15,024.19	
19P	Child Rescue	140,085.00	1,824.39	141,909.39	141,909.39	
19R	Residential Services and Support	92,111.30	92,111.30	92,111.30	
19W	Wolf-Livestock Conflict	201,836.33	700.00	201,136.33	201,136.33	
205	Mobile Home Park Relocation	5,243,460.19	133,564.20	16,564.75	5,360,459.64	290.20	5,360,749.84	
206	Cost of Supervision	
209	Regional Fisheries Enhancement Group	1,243,610.75	16,830.73	22,429.72	1,238,011.76	42.89	1,238,054.65	
20A	State Flower	2,536.35	1,556.34	1,913.35	2,179.34	2,179.34	
20D	CPA Scholarship Transfer	70,000.00	70,000.00	70,000.00	
20E	WA Internet Crimes Against Children	1,468,872.42	1,468,872.42	1,468,872.42	
20G	Washington Farmers and Ranchers	480.67	224.00	308.00	396.67	396.67	
20P	Nursing Facility Quality Enhancement	6,826,891.39	(20,851.86)	6,847,743.25	6,847,743.25	
20W	Washington Tennis	16,516.45	109.67	16,626.12	16,626.12	
210	Fire Protection Contractor License	1,413,811.39	411,664.22	74,919.13	1,750,556.48	234.00	1,750,790.48	
213	Veterans' Emblem	30,319.43	231.00	30,550.43	30,550.43	
214	Temporary Worker Housing	183,685.86	78,090.00	25,246.12	236,529.74	236,529.74	
219	Air Operating Permit	3,161,790.15	196,045.89	2,965,744.26	7.31	2,965,751.57	
21A	Washington State Wrestling	413.00	501.67	329.00	585.67	585.67	
21F	Fred Hutch	476.00	420.00	476.00	420.00	476.00	896.00	
21G	Washington State Aviation	124,557.32	(15,819.32)	9,111.75	99,626.25	99,626.25	

RECEIPTS & DISBURSEMENTS FOR TREASURER'S TRUST FUNDS

	December 1, 2024		December 2024		December 31, 2024		
	Beginning Book Balance		Plus Receipts	Less Disbursements	Ending Book Balance	Outstanding Warrants	Ending Cash Balance
SPECIAL REVENUE FUNDS (Continued)							
21N NE WA Wolf-Livestock Management	\$ 555,194.08	\$	1,730.11	\$ 47,970.87	\$ 508,953.32	\$	508,953.32
21Q Forest Health Revolving	23,944,551.04		77,173.78	480,555.97	23,541,168.85	1,084.84	23,542,253.69
21U Veteran's In-State Service Shared Leave Pool	299,508.21			(21.25)	299,529.46		299,529.46
21W K-12 Criminal Background Check	1,132,062.66		194,328.25	168,844.28	1,157,546.63		1,157,546.63
225 Fingerprint Identification	7,001,554.37		840,185.75	887,610.52	6,954,129.60	372.00	6,954,501.60
22G Photovoltaic Module Recycling	14,238.87				14,238.87		14,238.87
22H Foster Parent Shared Leave Pool	360,214.75			(14,077.15)	374,291.90		374,291.90
22K Watershed Restoration Enhancement	1,189,450.00				1,189,450.00		1,189,450.00
22L Public Use General Aviation Airport Loan Revolving	5,860,508.80		17,624.59	378,181.99	5,499,951.40	218,076.48	5,718,027.88
22N Fish and Wildlife Federal Lands Revolving	(0.01)				(0.01)		(0.01)
22P Natural Resources Federal Lands Revolving	12,290,172.58		36,543.12	265,111.16	12,061,604.54		12,061,604.54
22Q Seattle Mariners	3,242.08				3,242.08		3,242.08
23A Student Loan Advocate	802,564.96			12,923.72	789,641.24		789,641.24
23C Department of Licensing Tuition Recovery	152,063.88		1,077.71		153,141.59	6,341.66	159,483.25
23D Student Achievement Council Tuition Recovery Trust	616,922.94		14,325.19		631,248.13		631,248.13
23K Smoke Detection Device Awareness							
23M County Road Administration Board Emergency Loan	3,249,887.34		9,614.53	850,000.00	2,409,501.87		2,409,501.87
24C San Juan Islands Programs	3,686.67		4,265.34	3,686.67	4,265.34		4,265.34
24D Seattle Storm			193.67	193.67			
24E Washington State Library-Archives Building	21,396,644.29		251,769.94	23,472.25	21,624,941.98		21,624,941.98
24G Hemp Regulatory	308,992.82		(916.50)	219.94	307,856.38	74.26	307,930.64
24R Energy Independence Act Special							
24S Seattle NHL Hockey	2,487.50		3,046.75	2,487.50	3,046.75	2,487.50	5,534.25
24T State Firearms Background Check System	2,126,811.55		397,477.98	(713,099.31)	3,237,388.84		3,237,388.84
259 Coastal Crab	123,386.67		8,540.00	7,080.77	124,845.90		124,845.90
25A Washington Apples	(88.66)		2,557.34	2,401.01	67.67	2,401.01	2,468.68
25R Recycled Content	615,864.07			31,226.57	584,637.50	62.93	584,700.43
25S Recycling Enhancing	300,842.40		92,197.72		393,040.12		393,040.12
25V Washington State Attorney General Charitable Asset Protection	1,061,958.10		66,536.00	38,374.74	1,090,119.36	540.00	1,090,659.36
26G Energy Facility Site Eval Council	(1,260,351.01)		1,398,002.53	563,547.14	(425,895.62)		(425,895.62)
26J WA State Leadership Board Spec Lic Plate	475,598.83		10,823.20		486,422.03		486,422.03
26S Patches Pal License Plate	921.67		1,563.34	921.67	1,563.34	921.67	2,485.01

RECEIPTS & DISBURSEMENTS FOR TREASURER'S TRUST FUNDS

		December 1, 2024		December 2024		December 31, 2024		
		Beginning Book Balance	Plus Receipts	Less Disbursements	Ending Book Balance	Outstanding Warrants	Ending Cash Balance	
SPECIAL REVENUE FUNDS (Continued)								
274	Adult Family Home	\$ 492,916.10	\$	\$ 17,722.55	\$ 475,193.55	\$ 4,960.05	\$ 480,153.60	
27D	Driver Resource Center	1,287,288.61	7,799.05	1,279,489.56	1,279,489.56	
27N	Washington Wine License Plate	6,440.00	560.00	784.00	6,216.00	784.00	7,000.00	
27R	Medication for People Living with HIV Rebate Revenue	72,615,998.23	831,843.81	6,116,116.28	67,331,725.76	78,067.36	67,409,793.12	
27S	Child Sexual Abuse/Trafficking Prevention	
27U	Fire Protection Compliance	
27V	WA State Attorney General Humane Detention	
281	Impaired Driving Safety	(252,144.04)	95,865.70	(156,278.34)	(156,278.34)	
283	Juvenile Accountability Incentive	336,799.69	996.39	337,796.08	337,796.08	
28C	Responsible Battery Management	
28D	Down Payment Assitstance	250,000.00	250,000.00	
28H	Homeowner Recovery	127,736.29	50,004.01	177,740.30	177,740.30	
28L	WA State Eastern WA Cultural Land Feature	
28P	Fallen Firefighter Memorial	
28W	Fern Lodge Maintenance	
297	Pipeline Safety	3,281,443.97	901,861.93	251,320.70	3,931,985.20	1,185.40	3,933,170.60	
298	Geologists'	485,737.59	37,421.00	22,024.32	501,134.27	612.20	501,746.47	
300	Financial Services Regulation	30,455,241.73	9,297,916.53	3,655,617.49	36,097,540.77	5,546.77	36,103,087.54	
320	Puget Sound Crab Pot Buoy Tag	25,557.52	200.00	25,357.52	25,357.52	
328	Crim Justice Training Commis Firing Range Maintenance	213,403.00	213,403.00	213,403.00	
416	Surplus and Donated Food Commodities Revolving	2,645,589.70	1,529,935.74	1,554,224.18	2,621,301.26	156,608.08	2,777,909.34	
424	Anti-Trust Revolving	278,035.69	4,330,621.61	2,890,782.46	1,717,874.84	15,827.13	1,733,701.97	
474	School Employees Flexible & Dependent Care Administration	56,527.19	30,899.00	28,163.15	59,263.04	59,263.04	
480	Financial Education Public-Private Partnership	141,041.17	10,000.00	151,041.17	151,041.17	
485	Horse Racing Owners' Bonus/Breeder Awards	486,808.42	192,943.00	500,276.98	179,474.44	207,756.78	387,231.22	
495	Toll Collection	23,858,134.68	21,764,309.66	25,616,872.85	20,005,571.49	85,859.95	20,091,431.44	
496	Educator Conditional Scholarship	5,801,065.54	26,769.94	794,046.15	5,033,789.33	18,250.00	5,052,039.33	
497	Horse Racing Commission Class C Purse Fund	308,179.69	3,221.36	311,401.05	311,401.05	
498	Washington State Council of Fire Fighters Benevolent	12,654.38	9,361.38	6,932.35	15,083.41	15,083.41	
499	Law Enforcement Memorial	45,780.77	23,681.11	19,950.05	49,511.83	49,511.83	
501	Liquor Revolving	46,759,250.86	(26,923,195.66)	16,969,976.23	2,866,078.97	227,118.97	3,093,197.94	

RECEIPTS & DISBURSEMENTS FOR TREASURER'S TRUST FUNDS

	December 1, 2024		December 2024		December 31, 2024		
	Beginning Book Balance		Plus Receipts	Less Disbursements	Ending Book Balance	Outstanding Warrants	Ending Cash Balance
SPECIAL REVENUE FUNDS (Continued)							
503 Tuition Recovery	\$ 4,814,708.20	\$	24,529.62	\$ 2,182.53	\$ 4,837,055.29	\$	4,837,055.29
515 DNA Data Base	824,492.74		7,770.76	97,647.08	734,616.42	809.21	735,425.63
516 Fruit and Vegetable Inspection	8,852,033.27		1,678,454.68	1,408,262.18	9,122,225.77	7,481.85	9,129,707.62
536 Federal Food Service Revolving	5,835,310.87		4,084,222.12	7,415,886.25	2,503,646.74	104,718.88	2,608,365.62
553 Performance Audits of Government	16,531,612.88		3,142,323.12	2,515,404.23	17,158,531.77	11,149.06	17,169,680.83
561 Community Technical College Innovation	3,288,203.44		297,183.71	1,014,469.66	2,570,917.49		2,570,917.49
687 Rural Rehabilitation	22,016.15		65.14		22,081.29		22,081.29
688 Federal Local Rail Service Assistance	88,159.31		220.25		88,379.56		88,379.56
731 Child Care Facility Revolving	80,428.75		237.94		80,666.69		80,666.69
732 Nursing Home Civil Penalties	3,914,082.70			(161,464.77)	4,075,547.47		4,075,547.47
746 Hanford Area Economic Investment	5,951.11		7,302.15	132.02	13,121.24	105.26	13,226.50
749 Governor's Interagency Committee of State Employed Women	166,173.47			12,567.38	153,606.09		153,606.09
761 Basic Health Plan Subscription	250,744.09				250,744.09		250,744.09
763 Center for the Improvement of Student Learning	35,600.68				35,600.68		35,600.68
773 Commission on Higher Ed Prof Student Ex Program	51,200.00				51,200.00		51,200.00
774 University of Washington License Plate	131,488.49		22,334.72		153,823.21		153,823.21
776 Washington State University License Plate	49,700.16		53,596.86	49,700.16	53,596.86		53,596.86
778 Western Washington University License Plate	1,591.34		1,572.67	1,145.67	2,018.34		2,018.34
779 Eastern Washington University License Plate	135,269.46		3,577.00	21.00	138,825.46		138,825.46
780 School Zone Safety Account	1,611,134.32		21,543.83	413.97	1,632,264.18		1,632,264.18
783 Central Washington University License Plate	28,263.77		1,386.01		29,649.78		29,649.78
784 Miscellaneous Transportation Programs	(41,082,715.27)		44,993,884.86	53,210,958.57	(49,299,788.98)	1,511,912.01	(47,787,876.97)
786 The Evergreen State College License Plate	10,334.35		837.67		11,172.02		11,172.02
789 Advanced Environmental Mitigation Revolving	1,622,083.13		4,965.29		1,627,048.42		1,627,048.42
816 Stadium and Exhibition Center	3,856,322.88		1,123,860.45	3,094,337.96	1,885,845.37		1,885,845.37
821 Impaired Physician	485,561.09		225,064.00	213,550.30	497,074.79	200.00	497,274.79
823 Livestock Nutrient Management	37,583.76		350.00		37,933.76		37,933.76
833 Developmental Disabilities Endowment Trust	4,530,512.02		580,978.50	676,460.95	4,435,029.57		4,435,029.57
834 Capitol Furnishings Preservation Committee	64,004.48				64,004.48		64,004.48
878 Federal Forest Revolving	14,300.93		42.31		14,343.24		14,343.24
880 Advance Right-of-Way Revolving	27,220,557.56		(4,340,114.23)	3,493,408.78	19,387,034.55		19,387,034.55
884 Gambling Revolving	20,909,735.45		964,295.14	1,731,945.98	20,142,084.61	72,152.36	20,214,236.97
885 Plumbing Certificate	1,157,967.15		96,501.50	145,863.43	1,108,605.22	649.86	1,109,255.08

RECEIPTS & DISBURSEMENTS FOR TREASURER'S TRUST FUNDS

		December 1, 2024		December 2024		December 31, 2024	
		Beginning Book Balance	Plus Receipts	Less Disbursements	Ending Book Balance	Outstanding Warrants	Ending Cash Balance
SPECIAL REVENUE FUNDS (Continued)							
892	Pressure Systems Safety	\$ 1,207,069.29	\$ 190,663.51	\$ 214,911.64	\$ 1,182,821.16	\$ 12.37	\$ 1,182,833.53
TOTAL SPECIAL REVENUE FUNDS		\$ 473,369,945.56	\$ 89,452,679.73	\$ 156,937,205.76	\$ 405,885,419.53	\$ 5,848,245.13	\$ 411,733,664.66
CAPITAL PROJECTS FUNDS							
366	Watershed Restoration Enhancement Bond	\$ 6,123,947.14	\$	\$ 1,026,480.47	\$ 5,097,466.67	\$	\$ 5,097,466.67
377	Watershed Restoration Enhancement Taxable Bond
TOTAL CAPITAL PROJECTS FUNDS		\$ 6,123,947.14	\$	\$ 1,026,480.47	\$ 5,097,466.67	\$	\$ 5,097,466.67
PERMANENT FUNDS							
842	American Indian Scholarship Endowment	\$ 300,358.09	\$ 4,388.34	\$ 6,000.00	\$ 298,746.43	\$	\$ 298,746.43
852	Foster Care Scholarship Endowment	4,176.85	12.36	4,189.21	4,189.21
TOTAL PERMANENT FUNDS		\$ 304,534.94	\$ 4,400.70	\$ 6,000.00	\$ 302,935.64	\$	\$ 302,935.64
ENTERPRISE FUNDS							
22E	Family and Medical Leave Enforcement	\$ 451,845.38	\$ 1,287.76	\$	\$ 453,133.14	\$	\$ 453,133.14
22F	Family and Medical Leave Insurance	288,401,527.41	11,623,816.66	184,852,766.60	115,172,577.47	881,865.24	116,054,442.71
413	Municipal Revolving	7,425,232.08	5,537,797.96	3,530,765.15	9,432,264.89	29,463.49	9,461,728.38
438	Uniform Dental Plan Benefits Administration	990,994.29	697,000.00	1,256,018.40	431,975.89	431,975.89
439	Uniform Medical Plan Benefits Administration	5,186,039.27	5,696,276.00	11,044,834.30	(162,519.03)	(162,519.03)
442	Legislative Gift Center	273,735.84	28,095.78	25,142.17	276,689.45	521.17	277,210.62
445	Self-Insured Emplr Overpymt Reimb	1,881,427.09	61,192.60	77,259.05	1,865,360.64	77,259.05	1,942,619.69
446	Industrial Insurance Rainy Day Fund	(0.08)	0.08
449	Certificates of Participation and Other Financing - Local	654,176.94	6,944,637.04	7,343,563.25	255,250.73	255,250.73
456	Separately Managed State Treasurer's Service	253,342.80	20,784.67	16,221.41	257,906.06	257,906.06
470	Imaging	153,689.23	25,992.73	39,490.47	140,191.49	140,191.49
473	School Employees Insurance Reserve	79,667,684.59	236,188.44	79,903,873.03	79,903,873.03
475	School Employees Dental Benefits Administration	1,006,665.04	924,898.84	81,766.20	81,766.20
493	School Employees' Insurance	(7,517,520.94)	238,527,544.48	205,693,918.65	25,316,104.89	332,208.26	25,648,313.15
494	School Employees' Benefits Board Administration	3,948,700.31	430,255.00	4,226,251.08	152,704.23	152,704.23
543	Judicial Information Systems	20,555,932.04	910,377.70	3,211,794.27	18,254,515.47	16,374.22	18,270,889.69
544	Pollution Liability Insurance Program Trust	76,210,271.31	3,998,743.48	870,573.67	79,338,441.12	79,338,441.12
545	Heating Oil Pollution Liability Trust	1,796,508.80	58,548.48	81,626.14	1,773,431.14	1,773,431.14

RECEIPTS & DISBURSEMENTS FOR TREASURER'S TRUST FUNDS

		December 1, 2024		December 2024		December 31, 2024	
		Beginning Book Balance	Plus Receipts	Less Disbursements	Ending Book Balance	Outstanding Warrants	Ending Cash Balance
ENTERPRISE FUNDS (Continued)							
567	Long-Term Services and Supports Trust	\$ 396,674,568.56	\$ 5,232,833.30	\$ 378,338,081.30	\$ 23,569,320.56	\$ 454,300.96	\$ 24,023,621.52
721	Public Employees' and Retirees' Insurance	313,184,534.23	292,345,357.66	364,770,425.30	240,759,466.59	6,528,596.53	247,288,063.12
730	Public Employees' and Retirees' Insurance Reserve	169,782,987.72	500,409.29	170,283,397.01	170,283,397.01
788	Advanced College Tuition Payment Program	2,591,976.86	15,345,909.67	15,198,944.79	2,738,941.74	2,090,037.14	4,828,978.88
TOTAL ENTERPRISE FUNDS		\$ 1,363,574,318.77	\$ 588,223,048.78	\$ 1,181,502,574.84	\$ 770,294,792.71	\$ 10,410,626.06	\$ 780,705,418.77
INTERNAL SERVICE FUNDS							
411	Natural Resources Equipment	\$ 23,881,609.51	\$ 10,540.53	\$ 437,735.96	\$ 23,454,414.08	\$ 83,246.26	\$ 23,537,660.34
421	Education Technology Revolving Fund	15,916,122.84	1,498,344.76	14,417,778.08	157,493.36	14,575,271.44
422	General Administration Services	104,362,247.63	21,908,963.95	56,992,940.61	69,278,270.97	419,343.59	69,697,614.56
436	OFM Labor Relations Service	4,116,238.86	25,030.35	620,058.24	3,521,210.97	3,521,210.97
444	Fish & Wildlife Equipment	328,442.45	78,513.31	71,082.22	335,873.54	539.27	336,412.81
453	Minority and Women's Business Enterprises	3,248,733.26	173,721.01	259,669.05	3,162,785.22	103.22	3,162,888.44
458	Washington Technology Solutions Revolving	22,358,938.73	16,590,200.81	13,054,677.12	25,894,462.42	248,175.55	26,142,637.97
466	Statewide Info Tech System Development Revolving	68,876,392.74	918,756.98	5,037,852.49	64,757,297.23	147.14	64,757,444.37
471	State Patrol Nonappropriated Airplane Revolving	329,984.50	62,737.06	267,247.44	97.49	267,344.93
472	Statewide Info Tech System Maintenance & Operations Revolving	12,456,892.08	708,086.43	3,865,201.52	9,299,776.99	32.59	9,299,809.58
546	Risk Management	(240,302.83)	2,184,595.20	4,964,163.77	(3,019,871.40)	167,126.00	(2,852,745.40)
547	Liability	(397,250,308.25)	5,942,083.18	51,353,647.64	(442,661,872.71)	2,110,022.20	(440,551,850.51)
739	Certificates of Participation and Other Financing - State	14,570,576.69	1,773,110.89	15,410,947.74	932,739.84	932,739.84
TOTAL INTERNAL SERVICE FUNDS		\$ (127,044,431.79)	\$ 50,313,602.64	\$ 153,629,058.18	\$ (230,359,887.33)	\$ 3,186,326.67	\$ (227,173,560.66)
PRIVATE PURPOSE FUNDS							
196	Unclaimed Personal Property	\$ 713,177.90	\$ 10,652,987.92	\$ 9,442,837.73	\$ 1,923,328.09	\$ 8,925,408.90	\$ 10,848,736.99
463	WA College Savings Program	(618,253.13)	55,975.08	90,098.27	(652,376.32)	1,187.50	(651,188.82)
738	Department of Social and Health Services Trust	53,654.52	53,654.52	53,654.52
799	WA Achieving a Better Life Experience Program	212,005.66	627.28	212,632.94	212,632.94
TOTAL PRIVATE PURPOSE FUNDS		\$ 360,584.95	\$ 10,709,590.28	\$ 9,532,936.00	\$ 1,537,239.23	\$ 8,926,596.40	\$ 10,463,835.63
PENSION TRUST FUNDS							
838	LEOFF Retirement System Benefits Improvement	\$	\$	\$	\$	\$	\$

RECEIPTS & DISBURSEMENTS FOR TREASURER'S TRUST FUNDS

	December 1, 2024		December 2024		December 31, 2024		
	Beginning Book Balance		Plus Receipts	Less Disbursements	Ending Book Balance	Outstanding Warrants	Ending Cash Balance
TOTAL PENSION TRUST FUNDS	\$	\$	\$	\$	\$	\$	\$
CUSTODIAL FUNDS							
165 Salary Reduction	\$ 10,453,927.24	\$ 4,066,071.65	\$ 3,651,378.38	\$ 10,868,620.51	\$	\$ 10,868,620.51	
16C Real Estate/Property Tax Admin Assistance	45,565.00	41,962.50	45,565.00	41,962.50	41,962.50	
17A County 911 Excise Tax	7,027,856.77	(59,820.01)	7,087,676.78	7,087,676.78	
525 Washington State Combined Fund Drive	846,584.83	530,929.53	48,660.36	1,328,854.00	40,272.16	1,369,126.16	
660 Natural Resources Deposit	42,448,697.28	35,557,786.40	36,333,628.58	41,672,855.10	142,203.87	41,815,058.97	
734 Centennial Document Preservation and Modernization	908,746.41	164,863.50	1,073,609.91	1,073,609.91	
737 High Occupancy Vehicle	
757 Maritime Historic Restoration and Preservation	4,210.67	97.21	4,307.88	4,307.88	
797 Local Tourism Promotion	1,543,034.97	(177,586.76)	1,720,621.73	1,720,621.73	
802 School Employees Salary Reduction	899,328.47	2,389,068.17	1,493,581.01	1,794,815.63	1,794,815.63	
TOTAL CUSTODIAL FUNDS	\$ 64,177,951.64	\$ 42,750,778.96	\$ 41,335,406.56	\$ 65,593,324.04	\$ 182,476.03	\$ 65,775,800.07	
TOTAL TREASURER'S TRUST FUNDS	\$ 1,940,029,995.05	\$ 811,655,406.78	\$ 1,572,755,179.30	\$ 1,178,930,222.53	\$ 30,200,388.18	\$ 1,209,130,610.71	

NOTE: Funds with zero balances that are scheduled to become inactive may no longer appear on this report.

INVESTMENT STATEMENT

Fund / Account	December 1, 2024	Purchased	Maturities & Sales	Amortization	December 31, 2024
Treasury & Treasurer's Trust					
Investments (trade date basis)	\$ 16,423,540,834.49	\$ 3,251,452,115.57	\$ 3,947,687,380.09	\$ 8,821,126.31	\$ 15,736,126,696.28
Reverse Repurchase Agreements
Purchased Accrued Interest	3,500,168.53	367,251.01	2,189,614.29	1,677,805.25
Total Treasury & Treasurer's Trust	\$ 16,427,041,003.02	\$ 3,251,819,366.58	\$ 3,949,876,994.38	\$ 8,821,126.31	\$ 15,737,804,501.53
Local Government Investment Pool					
Investments (trade date basis)	\$ 27,928,598,298.71	\$ 90,506,194,670.11	\$ 92,457,800,841.33	\$ 42,074,692.86	\$ 26,019,066,820.35
Reverse Repurchase Agreements
Purchased Accrued Interest	342,417.88	342,417.88
Total Local Government Investment Pool	\$ 27,928,940,716.59	\$ 90,506,194,670.11	\$ 92,457,800,841.33	\$ 42,074,692.86	\$ 26,019,409,238.23
Separately Managed Accounts					
Investments (trade date basis)	\$ 1,109,982,393.50	\$ 7,856,993.57	\$ 5,039,423.35	\$ 747,472.26	\$ 1,113,547,435.98
Purchased Accrued Interest	224,477.65	7,512.95	99,340.26	132,650.34
Total Separately Managed Accounts	\$ 1,110,206,871.15	\$ 7,864,506.52	\$ 5,138,763.61	\$ 747,472.26	\$ 1,113,680,086.32
Total All Accounts	\$ 45,466,188,590.76	\$ 93,765,878,543.21	\$ 96,412,816,599.32	\$ 51,643,291.43	\$ 42,870,893,826.08

INVESTMENT INTEREST INCOME & CAPITAL GAINS

Fund / Account	December 2024	December 2023	Fiscal Year 2025	Fiscal Year 2024
Treasury & Treasurer's Trust				
Cash	\$ 42,862,932.25	\$ 30,494,759.19	\$ 302,109,064.42	\$ 234,563,062.15
Custody Bank Fees	(36,295.01)	0.01	(79,873.49)	(55,268.25)
Other Bank Fees	(2,843.56)	(2,757.67)	(20,432.07)	(15,616.24)
Amortization	8,821,126.31	8,418,379.07	53,732,771.64	78,264,878.90
Accrued Interest	(1,109,755.93)	23,983,788.63	(28,704,850.05)	33,519,222.39
Gains and Losses	13,480.32	55,870.25	819,805.32	55,870.25
Total Treasury & Treasurer's Trust	\$ 50,548,644.38	\$ 62,950,039.48	\$ 327,856,485.77	\$ 346,332,149.20
Local Government Investment Pool				
Cash	\$ 49,623,319.40	\$ 65,925,772.00	\$ 450,266,194.91	\$ 401,740,949.17
Amortization	42,074,692.86	35,403,331.20	215,302,001.60	217,803,497.24
Accrued Interest	9,670,009.72	12,857,049.22	(8,152,149.43)	12,644,175.91
Gains and Losses	331,030.73	19,878.24	392,310.91	29,841.36
Total Local Government Investment Pool	\$ 101,699,052.71	\$ 114,206,030.66	\$ 657,808,357.99	\$ 632,218,463.68
Separately Managed Accounts				
Cash	\$ 2,725,742.91	\$ 1,248,170.41	\$ 13,726,626.92	\$ 9,107,622.13
Amortization	747,472.26	513,305.09	4,194,557.26	2,495,330.04
Accrued Interest	(382,708.05)	771,156.35	(166,059.43)	1,799,043.79
Gains and Losses	2,265.60
Total Separately Managed Accounts	\$ 3,090,507.12	\$ 2,532,631.85	\$ 17,757,390.35	\$ 13,401,995.96
Total All Accounts	\$ 155,338,204.21	\$ 179,688,701.99	\$ 1,003,422,234.11	\$ 991,952,608.84

**MIKE PELLICCIOTTI
STATE TREASURER
PO BOX 40200
OLYMPIA WA 98504-0200**

