

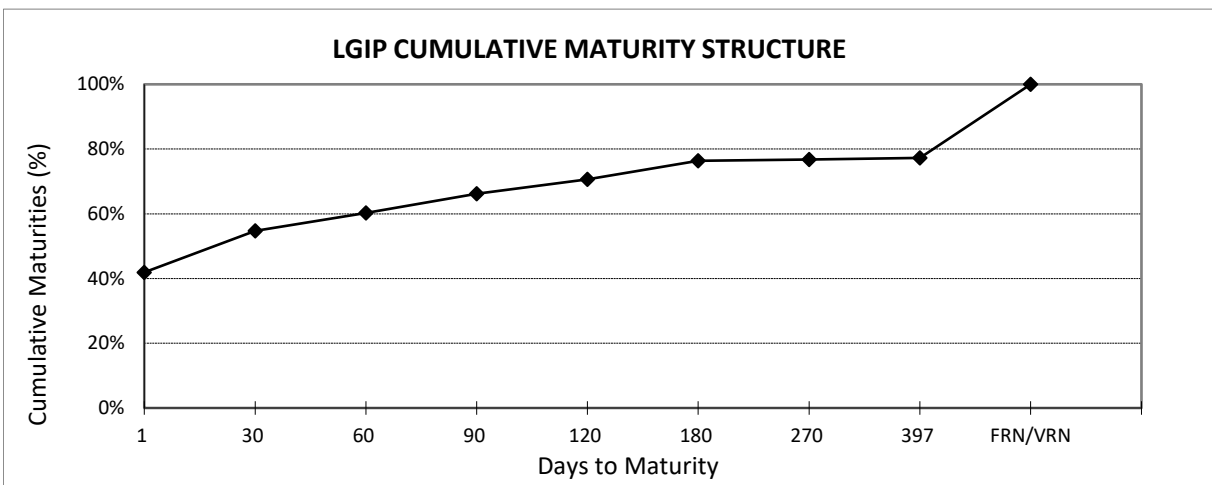
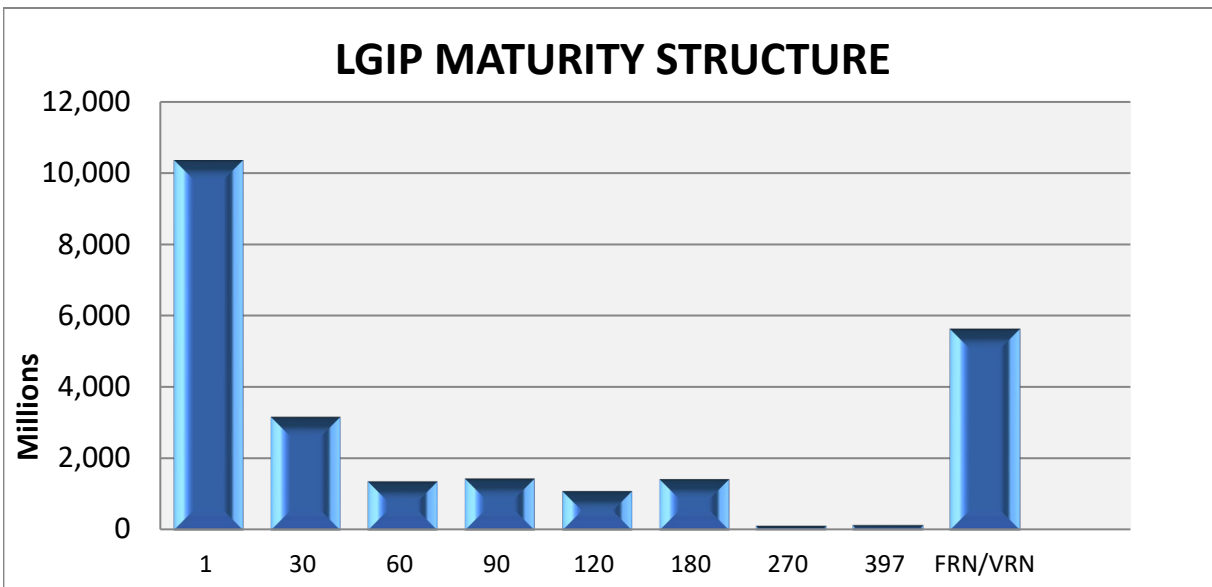
WASHINGTON STATE LOCAL GOVERNMENT INVESTMENT POOL

January 31, 2025

<u>DAYS TO MATURITY</u>	<u>\$ MATURING (PAR VALUE)*</u>	<u>% MATURING</u>	<u>CUMULATIVE % MATURING</u>
1	10,348.62	41.9%	41.9%
2-30	3,170.00	12.8%	54.7%
31-60	1,365.00	5.5%	60.3%
61-90	1,450.00	5.9%	66.1%
91-120	1,100.00	4.5%	70.6%
121-180	1,429.76	5.8%	76.4%
181-270	100.00	0.4%	76.8%
271-397	125.00	0.5%	77.3%
FRN/VRN	5,604.00	22.7%	100.0%

PORTFOLIO TOTAL: 24,692.38

* Amounts in millions of dollars

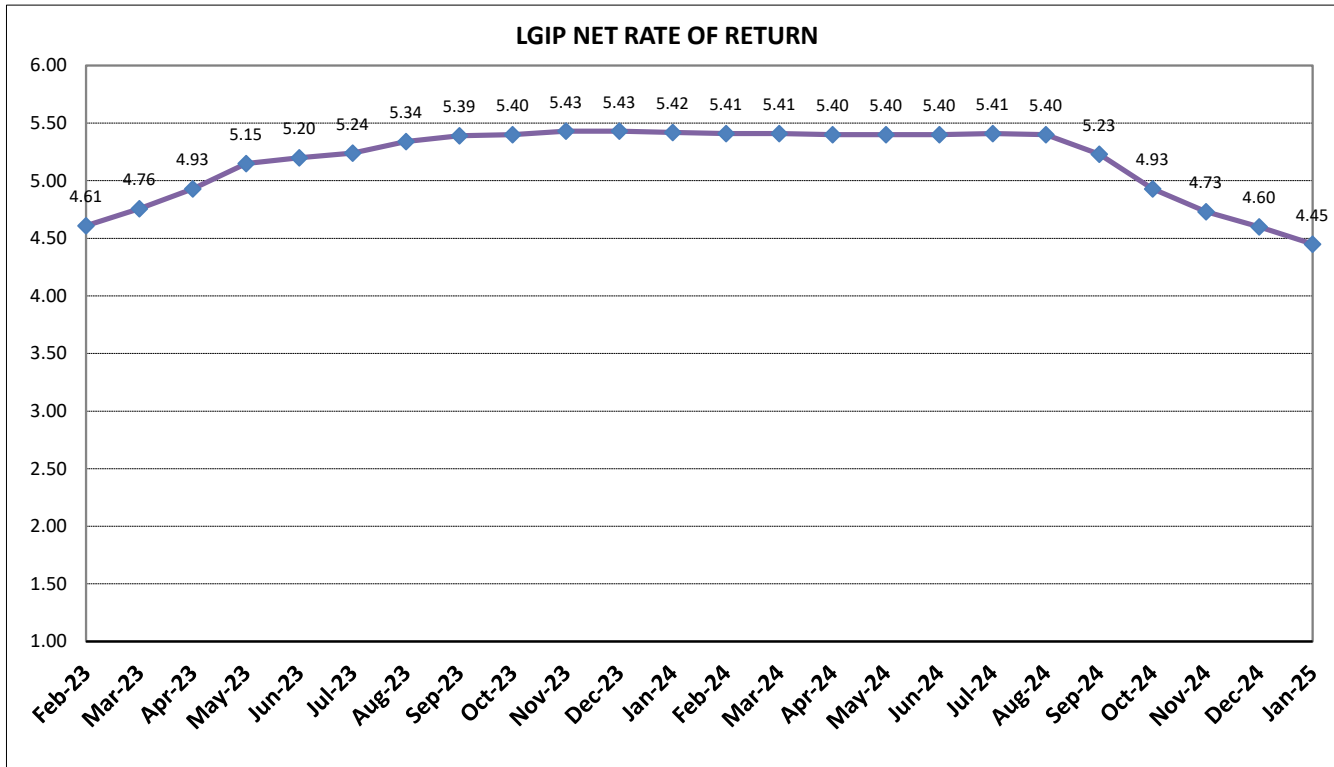


**WASHINGTON STATE
LOCAL GOVERNMENT INVESTMENT POOL**

January 31, 2025

Investment Type	Average Balance	Jan-25	Average Balance	2025
	Jan-25	Percentage	CY 2025	Percentage
Agency Bullets	0.00	0.00%	0.00	0.00%
Agency Discount Notes	799,553,288.92	3.24%	799,553,288.92	3.24%
Agency Floating Rate Notes	4,847,111,993.19	19.65%	4,847,111,993.19	19.65%
Agency Variable Rate Notes	0.00	0.00%	0.00	0.00%
Certificates of Deposit	115,959,677.42	0.47%	115,959,677.42	0.47%
IB Bank Deposit	4,772,198,193.35	19.34%	4,772,198,193.35	19.34%
Repurchase Agreements	4,976,451,612.90	20.17%	4,976,451,612.90	20.17%
SOFR Floating Rate Notes	0.00	0.00%	0.00	0.00%
Supras - Bullets	73,419,538.81	0.30%	73,419,538.81	0.30%
Supras - Discount Notes	693,511,472.22	2.81%	693,511,472.22	2.81%
Supras- Floating Rate Notes	0.00	0.00%	0.00	0.00%
Supras - Variables	0.00	0.00%	0.00	0.00%
Term Repurchase Agreements	403,225,806.45	1.63%	403,225,806.45	1.63%
U.S. Treasury Securities	7,211,545,106.29	29.23%	7,211,545,106.29	29.23%
US Treasury Floating Rate Notes	776,703,648.61	3.15%	776,703,648.61	3.15%
Total Avg Daily Balance	24,669,680,338.16	100.00%	24,669,680,338.16	100.00%

Avg Days to Maturity 27 days



* Rates are calculated on a 365-day basis