



# Washington State Treasurer's Monthly Report

February 2025



**MIKE PELLICCIOTTI**  
State Treasurer

## **Office of the State Treasurer**

Legislative Building  
PO Box 40200  
Olympia, Washington 98504-0200  
(360) 902-9000

or

TTY: 7-1-1  
Fax: (360) 902-9037

[www.tre.wa.gov](http://www.tre.wa.gov)

*In accordance with the Americans with Disabilities Act,  
this publication will be made available in alternate formats upon request.*

## TABLE OF CONTENTS

	<i>Page</i>
State Treasurer's Letter .....	1
General Fund .....	2
Treasury, Treasurer's Trust, Local Government Investment Pool (LGIP) & Separately Managed Accounts (SMA) Flowchart .....	3
Treasury and Treasurer's Trust Charts .....	4
General Fund & Local Government Investment Pool Charts .....	5
Receipts & Disbursements for Treasury Funds .....	6
Receipts & Disbursements for Treasurer's Trust Funds .....	20
Investment Statement .....	31
Investment Interest Income & Capital Gains .....	32





**Mike Pellicciotti**  
State Treasurer

State of Washington  
Office of the Treasurer  
Legislative Building  
PO Box 40200  
Olympia, Washington 98504

(360) 902-9000 TTY 7-1-1  
Fax: (360) 902-9037  
[www.tre.wa.gov](http://www.tre.wa.gov)



Fellow Washingtonians,

I am pleased to report on the operations of the Office of the State Treasurer for the month of February 2025. At the close of the month, the total of the treasury & treasurer's trust book balances was \$13.8 billion with investment earnings distributed for the month of \$44.9 million.

Sincerely,

A handwritten signature in blue ink, reading "Mike Pellicciotti".

Mike Pellicciotti  
Washington State Treasurer

# GENERAL FUND

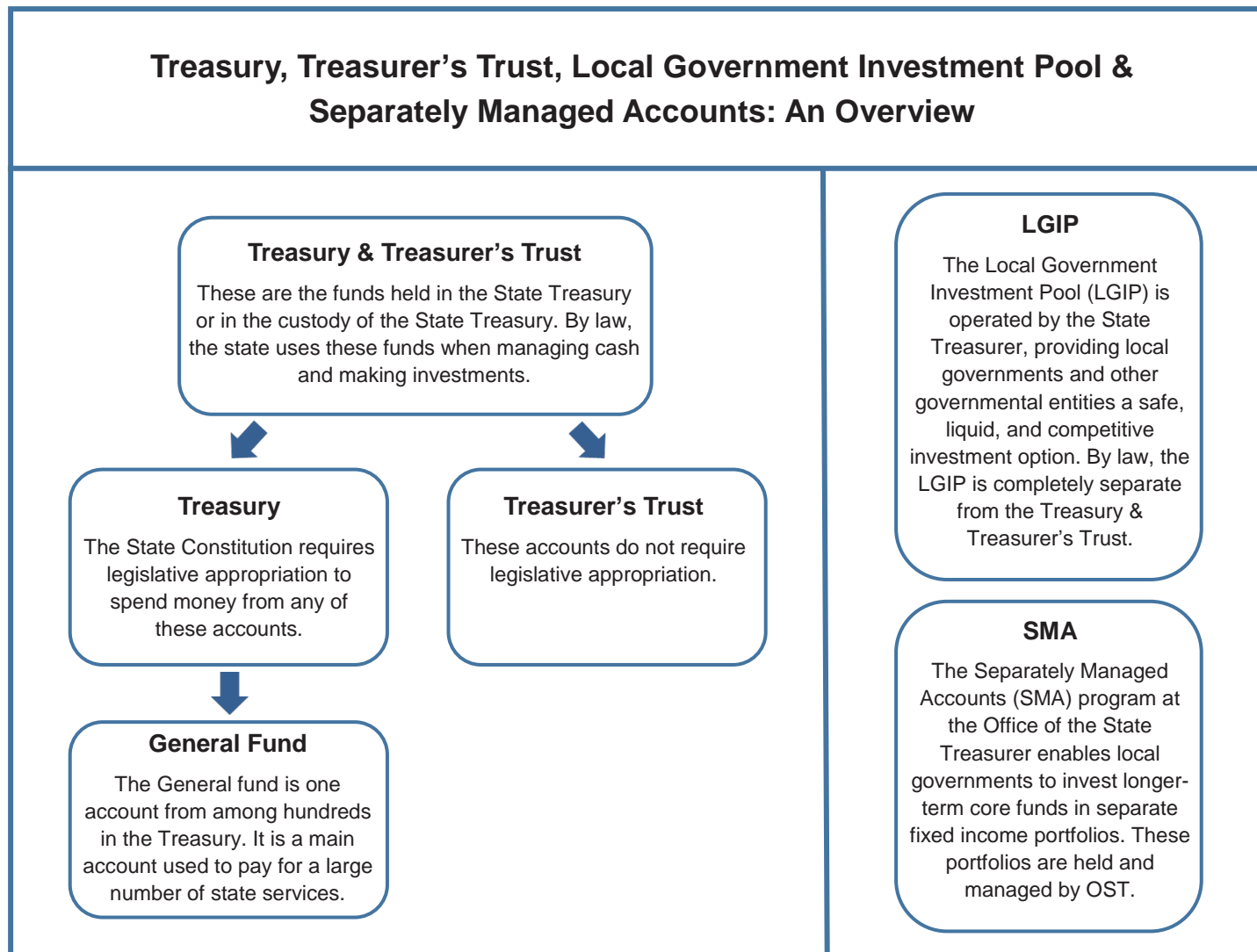
## CURRENT MONTH AND FISCAL YEAR TO DATE COMPARISON

	(In Millions)			
	Month of February		Fiscal Year to Date	
	2025	2024	2025	2024
<b>Beginning Book Balance</b>	\$ 338.266	\$ 2,216.692	\$ 3,526.332	\$ 4,445.348
<b>Cash Revenue</b>	\$ 3,958.341	\$ 3,587.018	33,312.029	30,617.102
Other Cash Receipts	118.357	(22.288)	3,197.522	3,858.830
<b>Total Cash Receipts</b>	4,076.698	3,564.730	36,509.551	34,475.932
<b>Total Cash Disbursements</b>	5,413.234	4,971.294	41,034.153	38,111.152
<b>Ending Book Balance</b>	\$ (998.270)	\$ 810.128	(998.270)	810.128
<b>Cash Revenue</b>				
Bond Retirement & Interest	\$ 0.000	\$ 0.000	\$ 0.000	\$ (0.118)
Secretary of State	4.374	4.696	36.290	35.567
<b>Department of Revenue:</b>				
Retail Sales Tax	1,176.530	1,111.963	10,221.324	9,990.655
Business & Occupation Tax	534.689	504.206	4,315.416	4,262.536
Compensating Tax	73.261	75.836	691.107	657.610
Cigarette Tax	17.199	13.862	156.014	149.759
Public Utility Tax	58.878	56.347	368.719	340.414
Various Other Revenue	121.741	89.034	886.019	585.791
Insurance Commission	45.884	46.809	458.613	440.820
Liquor and Cannabis Board	1.895	2.258	80.757	78.092
<b>Department of Licensing:</b>				
Excise Tax - Other	0.008	0.012	0.109	0.106
Various Other Revenue	(0.074)	0.709	10.753	7.409
Department of Social & Health Services	4.378	10.610	30.892	32.930
Universities & Colleges	0.010	0.190	0.026	116.521
Treasurer's Transfers	0.437	(17.451)	(165.036)	(196.107)
<b>Counties:</b>				
Property Tax	12.527	12.017	2,157.603	2,105.209
Real Estate Excise Tax	85.538	74.467	924.066	722.024
Various Other Revenue	3.512	3.664	28.888	28.795
Federal Grants-In-Aid (All Agencies)	1,696.166	1,620.068	12,121.374	10,679.280
Revenues Distributed to Local Governments	(0.373)	(0.356)	(6.074)	(6.080)
Other Agencies' Cash Revenue	121.761	(21.923)	995.169	585.889
<b>Total Cash Revenue</b>	\$ 3,958.341	\$ 3,587.018	\$ 33,312.029	\$ 30,617.102

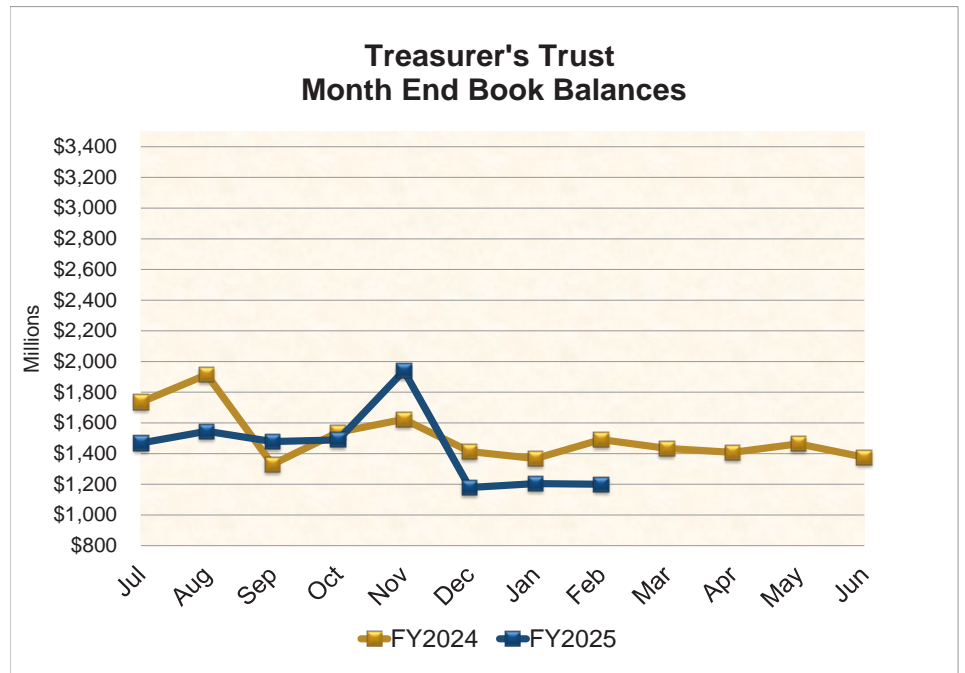
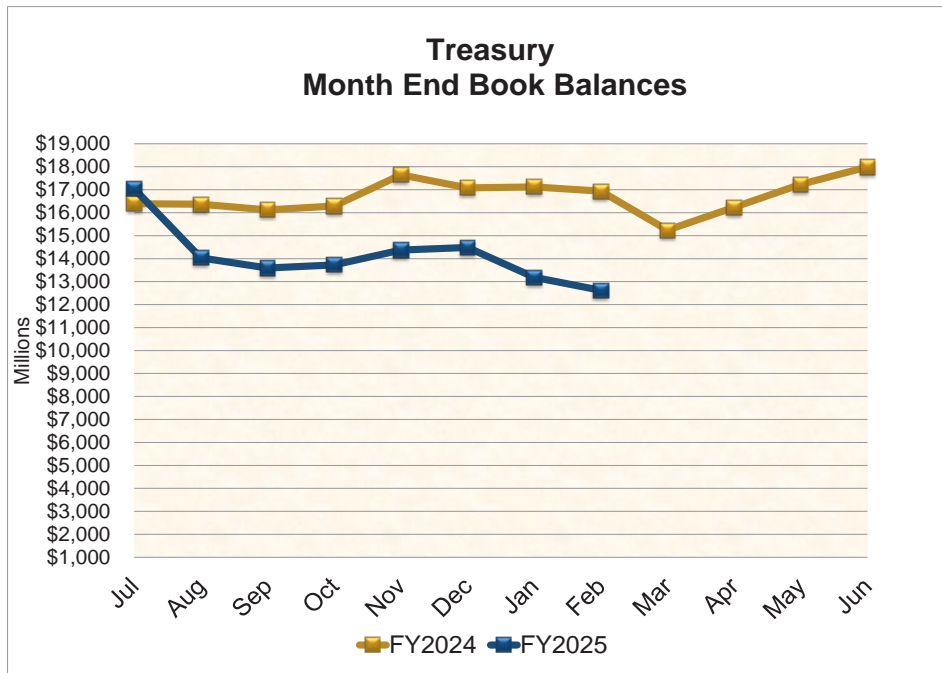
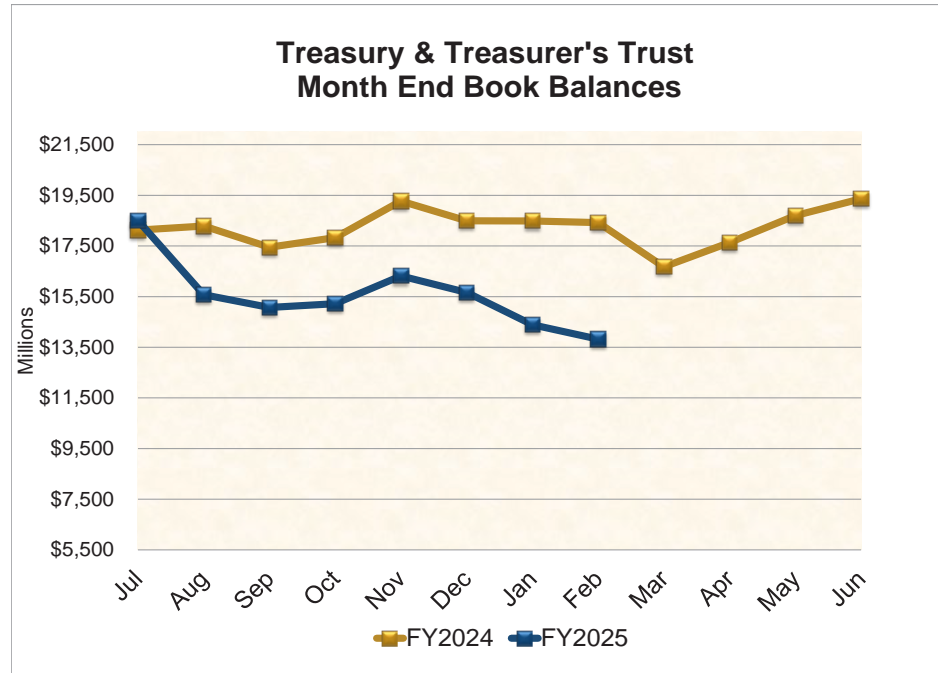
Source: Agency Financial Reporting System (AFRS)

## TREASURY, TREASURER'S TRUST, LGIP & SMA FLOWCHART

The Office of the State Treasurer (OST) is charged with the cash management of public funds, which includes two categories of state funds and accounts: (1) funds and accounts located in the state treasury, which are subject to legislative appropriation; and (2) Treasurer's trust funds, which are accounts placed in the custody of the State Treasurer and not typically subject to legislative appropriation. Funds within these accounts are commingled for investment and cash management purposes. This flowchart describes the structure of the Treasury and Treasurer's Trust accounts. Month end balances of these accounts are shown on pages 4 and 5.



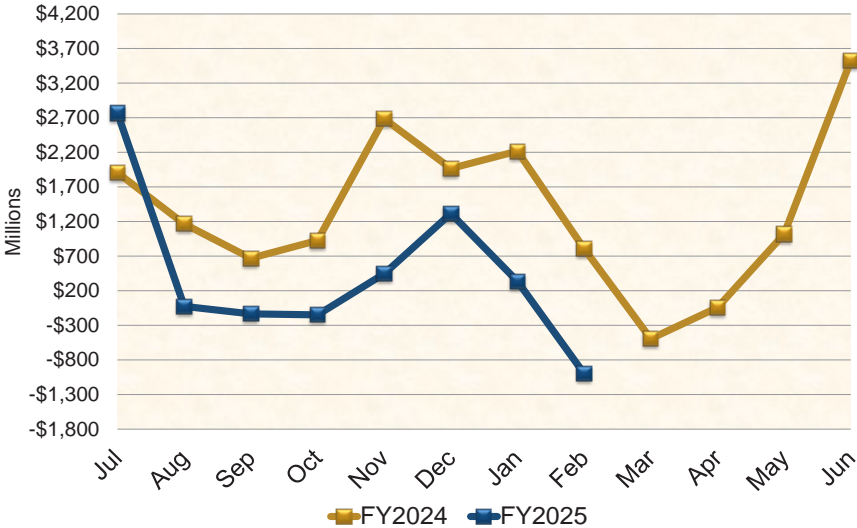
# TREASURY & TREASURER'S TRUST CHARTS



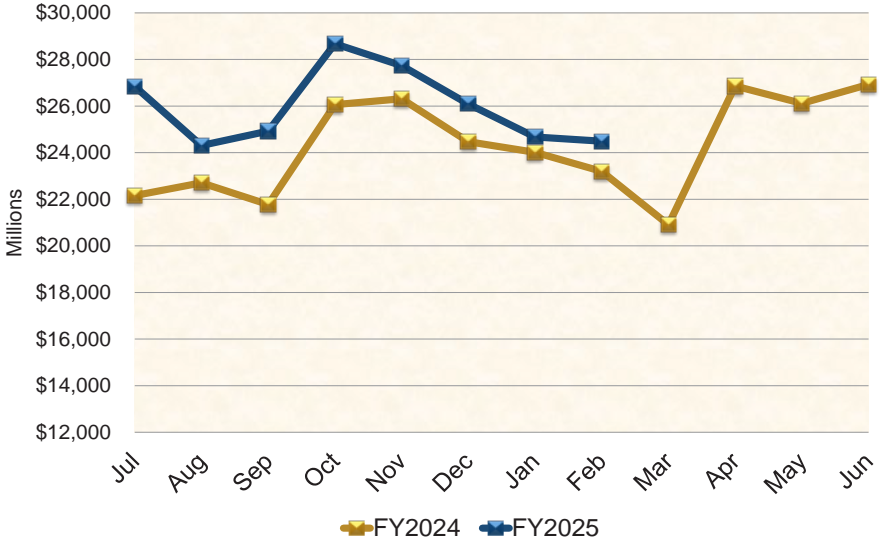


GENERAL FUND & LOCAL GOVERNMENT INVESTMENT POOL CHARTS

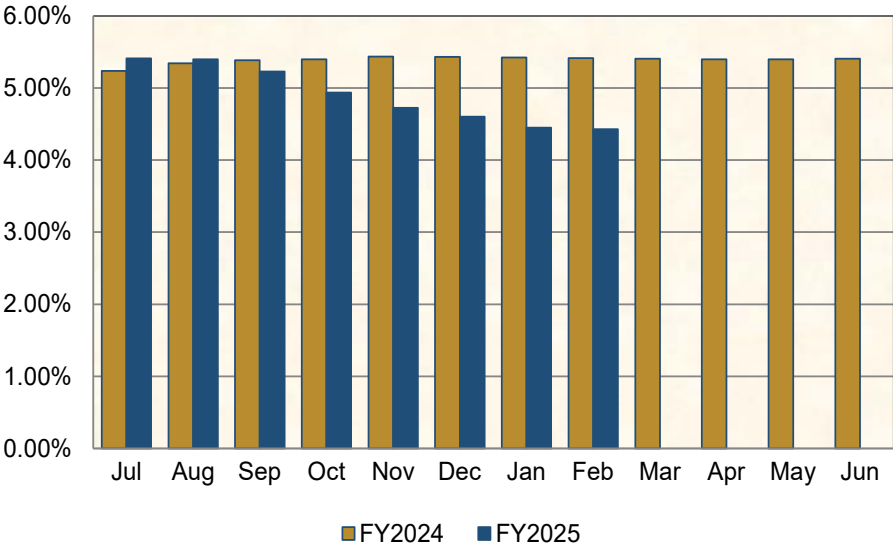
General Fund  
Month End Book Balances



Local Government Investment Pool  
Month End Book Balances



LGIP Net Yield  
(365 day basis)



# RECEIPTS & DISBURSEMENTS FOR TREASURY FUNDS

		February 1, 2025	February 2025		February 28, 2025		
		Beginning Book Balance	Plus Receipts	Less Disbursements	Ending Book Balance	Outstanding Warrants	Ending Cash Balance
<b>GENERAL FUND</b>							
001	General	\$ 338,265,522.29	\$ 4,076,698,403.27	\$ 5,413,234,022.47	\$ (998,270,096.91)	\$ 76,933,011.92	\$ (921,337,084.99)
018	Millersylvania Park Current	210.50	.....	.....	210.50	.....	210.50
01E	Geothermal	101,167.70	.....	.....	101,167.70	.....	101,167.70
01N	Institutional Impact	19,144.72	.....	.....	19,144.72	.....	19,144.72
02P	Flood Control Assistance	4,113,798.81	.....	379,421.98	3,734,376.83	164.02	3,734,540.85
031	State Investment Board Expense	6,305,809.09	2,535,184.76	2,742,107.84	6,098,886.01	418.03	6,099,304.04
032	State Emergency Water Projects Revolving	221,616.92	.....	.....	221,616.92	.....	221,616.92
03A	Excess Earnings	.....	.....	.....	.....	.....	.....
03L	County Criminal Justice Assistance	4,882,209.85	60,905.93	177,943.16	4,765,172.62	980.05	4,766,152.67
03M	Municipal Criminal Justice Assistance	702,684.87	20,554.21	62,548.49	660,690.59	490.02	661,180.61
05C	Criminal Justice Treatment	6,932,664.80	.....	834,718.32	6,097,946.48	.....	6,097,946.48
05M	Tourism Development and Promotion	.....	.....	.....	.....	.....	.....
070	Outdoor Recreation	(2,275,131.98)	4,793,465.67	2,525,549.10	(7,215.41)	.....	(7,215.41)
072	State & Local Improve Revolving (Water Supply Facilities)	826,326.15	5,333.33	.....	831,659.48	.....	831,659.48
09C	Farm and Forest	.....	13,511.75	15,713.44	(2,201.69)	.....	(2,201.69)
09G	Riparian Protection	.....	.....	.....	.....	.....	.....
09R	Economic Development Strategic Reserve	13,418,491.78	.....	178,642.66	13,239,849.12	30,212.90	13,270,062.02
10K	Veterans Innovation Program	14,407.82	.....	.....	14,407.82	.....	14,407.82
10P	Columbia River Basin Water Supply Development	3,339,454.75	9,820.38	42,971.25	3,306,303.88	.....	3,306,303.88
10T	Hood Canal Aquatic Rehabilitation Bond	.....	.....	.....	.....	.....	.....
125	Site Closure	42,395,624.35	190,216.38	55,492.15	42,530,348.58	.....	42,530,348.58
12J	Boating Activities	.....	.....	.....	.....	.....	.....
12K	Puget Sound Scientific Research	.....	.....	.....	.....	.....	.....
12R	Independent Youth Housing	.....	.....	.....	.....	.....	.....
14B	Budget Stabilization	1,002,759,509.39	2,943,163.44	.....	1,005,702,672.83	.....	1,005,702,672.83
14C	Puget Sound Recovery	.....	.....	.....	.....	.....	.....
14H	Community Preservation & Development Authority	1,618,869.92	.....	787,884.30	830,985.62	.....	830,985.62
15J	Building Communities	.....	.....	.....	.....	.....	.....
15K	Columbia River Water Delivery	16,173.66	.....	.....	16,173.66	.....	16,173.66
15R	Evergreen Job Training	.....	.....	.....	.....	.....	.....
16V	Water Rights Processing	91,184.26	300.00	.....	91,484.26	.....	91,484.26
177	Judicial Retirement Administrative	.....	.....	.....	.....	.....	.....
17C	Opportunity Express Account	62,171.42	.....	.....	62,171.42	.....	62,171.42

# RECEIPTS & DISBURSEMENTS FOR TREASURY FUNDS

		February 1, 2025	February 2025		February 28, 2025		
		Beginning Book Balance	Plus Receipts	Less Disbursements	Ending Book Balance	Outstanding Warrants	Ending Cash Balance
<b>GENERAL FUND (Continued)</b>							
17F	Washington Opportunity Pathways	\$ 116,549,113.52	\$ 16,480,829.83	\$ 21,144,490.23	\$ 111,885,453.12	\$ 155,244.68	\$ 112,040,697.80
18H	Opportunity Expansion	326.64	.....	.....	326.64	.....	326.64
19K	Yakima Integrated Plan Implementation	.....	.....	.....	.....	.....	.....
19L	Charter Schools Oversight	1,320,134.82	194,175.13	174,932.29	1,339,377.66	.....	1,339,377.66
19N	Diesel Idle Reduction	.....	.....	.....	.....	.....	.....
20C	Yakima Integrated Plan Implementation Taxable Bond	.....	.....	.....	.....	.....	.....
20F	Invest in Washington	163,633.35	.....	18,390.47	145,242.88	.....	145,242.88
21B	Chehalis Basin	.....	.....	.....	.....	.....	.....
21P	Sexual Assault Prevention and Response	.....	.....	.....	.....	.....	.....
21R	DCYF Contracted Services Performance Improvement	.....	.....	.....	.....	.....	.....
22C	Early Learning Facilities Revolving	(35,809.63)	(98.97)	173,708.65	(209,617.25)	.....	(209,617.25)
22D	Early Learning Facilities Development	(2,257,971.15)	(4,806.65)	3,441,247.61	(5,704,025.41)	25,499.23	(5,678,526.18)
22T	Statewide Tourism Marketing	7,915,203.39	24,634.93	15,955.78	7,923,882.54	.....	7,923,882.54
23H	Defense Community Compatibility	.....	.....	.....	.....	.....	.....
23J	Statewide Broadband	31,218,203.22	91,690.16	488,028.92	30,821,864.46	40,203.19	30,862,067.65
244	Habitat Conservation	(139,358.79)	2,587,955.23	2,450,935.57	(2,339.13)	.....	(2,339.13)
24H	Career Connected Learning	.....	.....	.....	.....	.....	.....
24M	Climate Resiliency	.....	.....	.....	.....	.....	.....
24U	Sustainable Farms and Fields	.....	.....	.....	.....	.....	.....
253	Education Construction	24,256.55	71.20	.....	24,327.75	.....	24,327.75
25C	Elementary & Secondary School Emergency Relief III	430,884.70	.....	.....	430,884.70	.....	430,884.70
25D	Manufacturing and Warehousing Job Centers	1,732,298.42	.....	.....	1,732,298.42	.....	1,732,298.42
25F	Forest Resiliency	77,032.57	.....	9,110.86	67,921.71	313.24	68,234.95
25G	Manufacturing Cluster Acceleration	2,798,000.00	.....	.....	2,798,000.00	.....	2,798,000.00
25H	Fair Start for Kids	.....	.....	.....	.....	.....	.....
25P	Wildfire Response, Forest Restoration, and Community Resilience	49,916,924.09	687.50	3,203,485.65	46,714,125.94	206,707.68	46,920,833.62
26H	Washington State Leadership Board	366,565.86	773.67	91,276.86	276,062.67	491.36	276,554.03
26K	School Seismic Safety Grant Program	.....	.....	.....	.....	.....	.....
26R	Clean Energy Transition Workforce	.....	.....	.....	.....	.....	.....
26T	Washington Student Loan	89,008,728.35	261,246.32	.....	89,269,974.67	.....	89,269,974.67
26U	Apple Health and Homes	82,582,419.48	125.19	1,521,534.76	81,061,009.91	553.71	81,061,563.62
26V	Capital Community Assistance	192,986,232.74	1,464,062.68	6,616,548.88	187,833,746.54	110,037.82	187,943,784.36

# RECEIPTS & DISBURSEMENTS FOR TREASURY FUNDS

		February 1, 2025	February 2025		February 28, 2025		
		Beginning Book Balance	Plus Receipts	Less Disbursements	Ending Book Balance	Outstanding Warrants	Ending Cash Balance
<b>GENERAL FUND (Continued)</b>							
27A	Energy Efficiency Revolving Loan Capital	\$ .....	\$ .....	\$ .....	\$ .....	\$ .....	\$ .....
27B	Electric Vehicle Incentive	68,007,922.53	.....	20,677.77	67,987,244.76	.....	67,987,244.76
27C	Community Reinvestment	150,370,239.36	.....	6,588,036.02	143,782,203.34	129,466.69	143,911,670.03
27F	State Lands Dev Authority Capital	.....	.....	.....	.....	.....	.....
27G	State Lands Dev Authority Operating	.....	.....	.....	.....	.....	.....
27K	Digital Equity	.....	.....	.....	.....	.....	.....
28E	Emergency Drought Response	2,798,988.89	.....	4,659.69	2,794,329.20	.....	2,794,329.20
28K	State Crime Victim & Witness Assistance	1,000,000.00	.....	.....	1,000,000.00	.....	1,000,000.00
28T	Agricultural Pest and Disease Response	991,426.89	.....	5,828.13	985,598.76	.....	985,598.76
291	Education Savings	.....	.....	.....	.....	.....	.....
355	State Taxable Building Construction	4,549,348.43	.....	5,100,206.85	(550,858.42)	1,087.59	(549,770.83)
359	School Constr & Skill Ctrs Bldg	35,558.47	.....	.....	35,558.47	.....	35,558.47
489	Pension Funding Stabilization	12,798,670.66	37,565.71	.....	12,836,236.37	.....	12,836,236.37
548	LEOFF System Plan 2 Expense	87,834.23	170,491.08	169,883.47	88,441.84	.....	88,441.84
706	Coronavirus State Fiscal Recovery Fund	325,516,656.60	(184,132.29)	20,220,338.09	305,112,186.22	26,262.21	305,138,448.43
707	Washington Rescue Plan Transition	798,000,000.00	.....	.....	798,000,000.00	.....	798,000,000.00
828	Tobacco Prevention and Control	624,561.55	1,858.22	12,426.00	613,993.77	.....	613,993.77
830	Agricultural College Trust Management	1,917,932.11	220.02	118,977.62	1,799,174.51	2,245.74	1,801,420.25
<b>TOTAL GENERAL FUND</b>		<b>\$ 3,365,167,868.92</b>	<b>\$ 4,108,398,208.08</b>	<b>\$ 5,492,627,695.33</b>	<b>\$ 1,980,938,381.67</b>	<b>\$ 77,663,390.08</b>	<b>\$ 2,058,601,771.75</b>
<b>SPECIAL REVENUE FUNDS</b>							
002	Hospital Data Collection	\$ 548,374.22	\$ 2,210.09	\$ 9,831.65	\$ 540,752.66	\$ .....	\$ 540,752.66
003	Architects' License	1,480,412.31	65,117.67	38,516.45	1,507,013.53	.....	1,507,013.53
007	Winter Recreational Program	4,324,174.84	392,566.00	307,840.15	4,408,900.69	9,455.00	4,418,355.69
014	Forest Development	12,561,532.53	9,764.32	807,692.39	11,763,604.46	29,243.90	11,792,848.36
01B	ORV & Non-Highway Vehicle Account	1,253,173.06	275,271.37	332,747.03	1,195,697.40	6,550.77	1,202,248.17
01M	Snowmobile	3,503,251.17	182,468.89	594,848.38	3,090,871.68	59,136.00	3,150,007.68
024	Professional Engineers'	1,899,311.11	190,910.73	189,622.33	1,900,599.51	2,579.25	1,903,178.76
025	Pilotage	613,962.64	107,020.83	92,205.80	628,777.67	400.00	629,177.67
026	Real Estate Commission	7,447,266.62	830,583.52	578,049.64	7,699,800.50	5,228.03	7,705,028.53
027	Reclamation	7,498,597.84	846,484.55	253,743.27	8,091,339.12	3,422.82	8,094,761.94
02A	Surveys and Maps	372,946.64	77,480.29	88,282.56	362,144.37	.....	362,144.37
02G	Health Professions	45,413,730.38	6,446,909.06	5,508,437.65	46,352,201.79	138,608.42	46,490,810.21
02H	Business Enterprises Revolving	992,202.02	55,822.88	32,115.77	1,015,909.13	3,527.40	1,019,436.53

# RECEIPTS & DISBURSEMENTS FOR TREASURY FUNDS

		February 1, 2025	February 2025		February 28, 2025		
		Beginning Book Balance	Plus Receipts	Less Disbursements	Ending Book Balance	Outstanding Warrants	Ending Cash Balance
<b>SPECIAL REVENUE FUNDS (Continued)</b>							
02J	Certified Public Accountants'	\$ 4,084,215.34	\$ 291,119.50	\$ 158,791.68	\$ 4,216,543.16	\$ .....	\$ 4,216,543.16
02K	Death Investigations	3,167,011.83	709,627.57	2,107,546.40	1,769,093.00	65,007.40	1,834,100.40
02M	Essential Rail Assistance	2,421,294.02	42,274.90	27,409.36	2,436,159.56	.....	2,436,159.56
02N	Parkland Acquisition	317,356.09	.....	.....	317,356.09	.....	317,356.09
02R	Aquatic Lands Enhancement	18,492,748.36	7,681.46	(1,206,600.32)	19,707,030.14	44,944.25	19,751,974.39
02W	Timber Tax Distribution	1,004,542.08	6,801,820.19	7,622,214.21	184,148.06	11,561.10	195,709.16
030	Landowner Contingency Forest Fire Suppression	3,907,371.38	2,517.24	303,554.08	3,606,334.54	45.00	3,606,379.54
039	Aeronautics	13,394,159.77	576,850.55	366,131.25	13,604,879.07	1,118.88	13,605,997.95
03B	Asbestos	1,356,690.18	35,785.28	26,302.13	1,366,173.33	524.29	1,366,697.62
03C	Emergency Medical Services and Trauma Care System Trust	9,002,450.64	506,881.88	346,755.20	9,162,577.32	47,269.50	9,209,846.82
03F	911 Account	18,815,068.91	2,376,523.64	915,649.61	20,275,942.94	384,934.56	20,660,877.50
03N	Business License	4,421,709.25	3,462,660.53	2,963,633.78	4,920,736.00	79,810.01	5,000,546.01
03P	Fire Service Trust	807,756.35	11,730.00	635.55	818,850.80	.....	818,850.80
03R	Safe Drinking Water	5,464,039.30	1,707,873.97	203,301.73	6,968,611.54	486.63	6,969,098.17
041	Resource Management Cost	44,572,163.14	152,660.24	(2,101,099.35)	46,825,922.73	81,579.89	46,907,502.62
042	Charitable, Educational, Penal, and Reformatory Institutions	13,018,665.15	39,748.93	(193,910.94)	13,252,325.02	15,991.73	13,268,316.75
044	Waste Reduction, Recycling, and Litter Control	16,160,451.44	1,361,642.97	1,343,659.30	16,178,435.11	99,120.87	16,277,555.98
045	State Vehicle Parking	772,732.55	465,758.67	354,737.68	883,753.54	.....	883,753.54
048	Marine Fuel Tax Refund	257,294.78	.....	.....	257,294.78	.....	257,294.78
04E	Uniform Commercial Code	2,572,779.78	67,227.82	145,470.31	2,494,537.29	150.62	2,494,687.91
04H	Surface Mining Reclamation	2,004,760.06	570.92	(1,723.42)	2,007,054.40	90.74	2,007,145.14
04M	Recreational Fisheries Enhancement	1,128,606.89	13,209.63	182,561.70	959,254.82	.....	959,254.82
04R	Drinking Water Assistance	188,253,757.72	4,989,600.76	10,638,380.91	182,604,977.57	2,379,346.44	184,984,324.01
04V	Vehicle License Fraud	568,200.18	2,347.90	.....	570,548.08	.....	570,548.08
04W	Waterworks Operator Certification	771,858.31	175,183.00	178,332.49	768,708.82	167.00	768,875.82
058	Public Works Assistance	246,246,617.86	13,803,339.93	15,137,195.22	244,912,762.57	1,548,658.09	246,461,420.66
05H	Disaster Response	(93,945,262.86)	47,882,797.44	50,516,280.57	(96,578,745.99)	1,022,962.28	(95,555,783.71)
05R	Drinking Water Assistance Administrative	3,767,318.69	11,087.67	30,630.42	3,747,775.94	.....	3,747,775.94
05W	State Drought Preparedness	12,022,597.55	.....	69,852.45	11,952,745.10	.....	11,952,745.10
06A	Salmon Recovery	89,840,356.24	.....	270,511.66	89,569,844.58	12,354.72	89,582,199.30
06G	Real Estate Appraiser Commission	(104,649.10)	121,715.98	50,432.54	(33,365.66)	470.00	(32,895.66)
06K	Lead Paint	222,400.32	6,285.33	3,242.60	225,443.05	100.00	225,543.05
06L	Business and Professions	10,245,405.18	1,003,420.90	1,155,997.66	10,092,828.42	5,793.74	10,098,622.16

# RECEIPTS & DISBURSEMENTS FOR TREASURY FUNDS

		February 1, 2025	February 2025		February 28, 2025		
		Beginning Book Balance	Plus Receipts	Less Disbursements	Ending Book Balance	Outstanding Warrants	Ending Cash Balance
<b>SPECIAL REVENUE FUNDS (Continued)</b>							
06R	Real Estate Research	\$ 952,392.30	\$ 21,210.00	\$ .....	\$ 973,602.30	\$ .....	\$ 973,602.30
06T	License Plate Technology	3,323,314.60	77,380.52	22,137.67	3,378,557.45	24.17	3,378,581.62
071	Warm Water Game Fish	1,556,791.02	11,396.57	152,498.58	1,415,689.01	2,002.91	1,417,691.92
07W	Domestic Violence Prevention	2,279,291.70	100,043.44	118,524.09	2,260,811.05	14,626.55	2,275,437.60
080	Grade Crossing Protective	36,476.30	107.06	.....	36,583.36	.....	36,583.36
081	State Patrol Highway	41,488,701.79	36,670,016.29	27,249,362.79	50,909,355.29	356,297.64	51,265,652.93
082	Motorcycle Safety Education	4,218,053.16	167,572.10	151,998.78	4,233,626.48	.....	4,233,626.48
084	Building Code Council	1,384,451.03	63,176.50	84,357.77	1,363,269.76	160.00	1,363,429.76
086	Fire Service Training	(1,727,043.24)	335.00	319,342.90	(2,046,051.14)	12,680.96	(2,033,370.18)
087	Park Land Trust Revolving	4,524,235.44	160,401.07	(298,346.24)	4,982,982.75	45.57	4,983,028.32
08A	Education Legacy Trust	993,226,808.30	40,643,649.03	39,831,571.83	994,038,885.50	3,748,936.30	997,787,821.80
08H	Military Department Rental and Lease	5,191,370.97	110,246.22	4,447.68	5,297,169.51	.....	5,297,169.51
08K	Problem Gambling	2,115,181.84	78,869.74	115,584.29	2,078,467.29	.....	2,078,467.29
08M	Small City Pavement and Sidewalk	3,090,070.61	80,020.50	6,938.13	3,163,152.98	.....	3,163,152.98
08R	Waste Tire Removal	7,131,299.64	339,156.12	12,527.94	7,457,927.82	.....	7,457,927.82
094	Transportation Infrastructure	14,869,360.22	43,645.94	501,971.99	14,411,034.17	.....	14,411,034.17
095	Electrical License	21,638,296.14	5,780,888.26	2,963,707.68	24,455,476.72	156,340.94	24,611,817.66
096	Highway Infrastructure	2,701,425.68	7,928.86	.....	2,709,354.54	.....	2,709,354.54
097	Recreational Vehicle	5,082,259.07	38,560.55	83,465.18	5,037,354.44	.....	5,037,354.44
099	Puget Sound Capital Construction	77,912,642.70	1,558,506.79	14,946,431.85	64,524,717.64	1,892.52	64,526,610.16
09E	Freight Mobility Investment	13,863,304.56	40,857.29	54,056.95	13,850,104.90	.....	13,850,104.90
09H	Transportation Partnership	(83,445,357.08)	(725,669.15)	454,307.24	(84,625,333.47)	7,837.41	(84,617,496.06)
09P	City-County Assistance	1,980,284.10	1,367,536.90	.....	3,347,821.00	.....	3,347,821.00
09T	Washington Main Street Trust Fund	53,638.16	.....	.....	53,638.16	.....	53,638.16
102	Rural Arterial Trust	7,092,087.87	1,389,943.14	1,554,367.14	6,927,663.87	44,978.91	6,972,642.78
104	Limited Fish And Wildlife	9,791,689.79	528,925.86	1,641,593.26	8,679,022.39	8,414.32	8,687,436.71
106	Highway Safety	(6,382,733.94)	13,352,692.88	15,451,444.78	(8,481,485.84)	193,024.53	(8,288,461.31)
107	Liquor Excise Tax	6,645,369.90	3,858,388.91	123,568.19	10,380,190.62	1,728.91	10,381,919.53
108	Motor Vehicle	301,330,624.45	68,533,852.43	138,398,717.21	231,465,759.67	1,174,633.65	232,640,393.32
109	Puget Sound Ferry Operations	28,566,726.89	20,278,026.08	31,350,843.93	17,493,909.04	258,864.75	17,752,773.79
10A	Aquatic Algae Control	734,640.63	1,675.30	94,161.54	642,154.39	.....	642,154.39
10B	Home Security Fund	120,638,508.42	5,370,168.68	8,358,979.54	117,649,697.56	8,482.90	117,658,180.46
10G	Water Rights Tracking System	446,285.31	29,478.77	.....	475,764.08	.....	475,764.08
110	Special Wildlife	12,619,909.52	309,665.55	463,928.11	12,465,646.96	7,030.17	12,472,677.13

# RECEIPTS & DISBURSEMENTS FOR TREASURY FUNDS

		February 1, 2025	February 2025		February 28, 2025		
		Beginning Book Balance	Plus Receipts	Less Disbursements	Ending Book Balance	Outstanding Warrants	Ending Cash Balance
<b>SPECIAL REVENUE FUNDS (Continued)</b>							
111	Public Service Revolving	\$ 23,816,668.53	\$ 181,710.12	\$ 2,168,582.66	\$ 21,829,795.99	\$ 394.76	\$ 21,830,190.75
113	Common School Construction	323,126,792.56	294,344.11	2,691,389.80	320,729,746.87	.....	320,729,746.87
116	Basic Data	301,013.01	.....	.....	301,013.01	.....	301,013.01
119	Unemployment Compensation Administration	(563,867.72)	13,971,353.68	13,606,388.74	(198,902.78)	2,280,163.37	2,081,260.59
11B	Regional Mobility Grant Program	94,341,569.29	278,989.76	1,096,701.08	93,523,857.97	99,521.00	93,623,378.97
11E	Freight Mobility Multimodal	15,608,239.68	48,358.54	1,681,537.92	13,975,060.30	65,710.39	14,040,770.69
11H	Forest and Fish Support	6,172,299.38	459,600.52	390,024.72	6,241,875.18	43,154.54	6,285,029.72
11K	Washington Auto Theft Prevention Authority	5,902,762.24	.....	224,770.94	5,677,991.30	.....	5,677,991.30
120	Administrative Contingency	40,783,415.11	2,167,977.70	315,191.90	42,636,200.91	.....	42,636,200.91
12C	Affordable Housing For All	47,515,816.36	1,341,255.33	2,751,634.37	46,105,437.32	9,475.18	46,114,912.50
12M	Charitable Organization Education	1,344,771.46	23,820.00	63,372.00	1,305,219.46	.....	1,305,219.46
12T	Traumatic Brain Injury	1,762,593.72	156,990.19	171,611.31	1,747,972.60	17,603.85	1,765,576.45
134	Employment Services Administrative	54,574,238.88	4,010,885.70	7,516,900.23	51,068,224.35	32,866.17	51,101,090.52
138	Insurance Commissioner's Regulatory	31,085,194.82	14,860.31	3,204,581.51	27,895,473.62	73,762.80	27,969,236.42
144	Transportation Improvement	62,049,071.77	6,938,282.61	10,625,966.80	58,361,387.58	500.00	58,361,887.58
146	Firearms Range	1,548,600.19	21,476.88	63,556.91	1,506,520.16	.....	1,506,520.16
14A	Wildlife Rehabilitation	308,174.47	8,193.24	12,092.10	304,275.61	355.76	304,631.37
14G	Ballast Water and Biofouling Management	27,690.85	.....	42.42	27,648.43	.....	27,648.43
14M	Financial Fraud & ID Theft	3,068,205.97	112,935.00	3,542.44	3,177,598.53	.....	3,177,598.53
14R	Military Active State Service	548,094.43	.....	745.00	547,349.43	.....	547,349.43
14V	Ignition Interlock Device	2,757,734.18	402,965.00	433,720.15	2,726,979.03	21,730.03	2,748,709.06
150	Low-Income Weatherization/ Structural Rehabilitation Assistance	1,559,879.89	4,629.00	.....	1,564,508.89	.....	1,564,508.89
153	Rural Mobility Grant Program	8,942,899.21	31,820.66	783,745.31	8,190,974.56	694,807.00	8,885,781.56
154	New Motor Vehicle Arbitration	1,436,066.84	29,139.92	69,922.17	1,395,284.59	3.00	1,395,287.59
158	Aquatic Land Dredged Material Disposal Site	327,842.32	.....	.....	327,842.32	.....	327,842.32
159	Parks Improvement	(4,240.28)	9,003.16	(113,377.80)	118,140.68	2,898.00	121,038.68
15H	Cleanup Settlement	49,166,563.65	144,644.08	262,970.85	49,048,236.88	.....	49,048,236.88
15M	Biotoxin	570,297.13	14,821.98	79,925.82	505,193.29	689.12	505,882.41
160	Wood Stove Education and Enforcement	624,965.77	14,893.50	43,930.19	595,929.08	.....	595,929.08
162	Farm Labor Contractor	256,975.54	2,510.00	.....	259,485.54	.....	259,485.54
167	Natural Resources Conservation Areas Stewardship	413,718.31	25.95	1,651.79	412,092.47	.....	412,092.47
16A	Judicial Stabilization Trust	79,335,600.11	508,641.94	1,741,116.50	78,103,125.55	325,903.40	78,429,028.95
16J	SR 520 Corridor	133,363,793.27	(4,077,757.57)	(6,379,985.23)	135,666,020.93	.....	135,666,020.93

# RECEIPTS & DISBURSEMENTS FOR TREASURY FUNDS

		February 1, 2025	February 2025		February 28, 2025		
		Beginning Book Balance	Plus Receipts	Less Disbursements	Ending Book Balance	Outstanding Warrants	Ending Cash Balance
<b>SPECIAL REVENUE FUNDS (Continued)</b>							
16M	Appraisal Management Company	\$ 728,302.88	\$ 13,500.00	\$ 18,607.32	\$ 723,195.56	\$ .....	\$ 723,195.56
16P	Marine Resources Stewardship Trust	37.07	0.11	.....	37.18	.....	37.18
16W	Hospital Safety Net Assessment	134,099,721.66	392,571.34	77,600,889.88	56,891,403.12	.....	56,891,403.12
172	Basic Health Plan Trust	6,900,554.00	.....	.....	6,900,554.00	.....	6,900,554.00
176	Water Quality Permit	31,112,246.63	1,428,786.78	2,464,250.96	30,076,782.45	25,711.75	30,102,494.20
17B	Home Visiting Services	14,096,644.74	2,082,666.77	3,143,621.36	13,035,690.15	28,881.23	13,064,571.38
17N	Complete Streets Grant Program	11,850,635.87	.....	632,962.99	11,217,672.88	.....	11,217,672.88
17P	SR520 Civil Penalties	14,592,507.77	37,353.40	(511,483.25)	15,141,344.42	.....	15,141,344.42
17T	Health Benefit Exchange	10,322,777.57	6,003,840.06	117,138.30	16,209,479.33	.....	16,209,479.33
17W	Limousine Carriers	78,372.42	.....	.....	78,372.42	.....	78,372.42
182	Underground Storage Tank	3,440,941.17	176,402.24	166,592.38	3,450,751.03	.....	3,450,751.03
186	County Arterial Preservation	501,078.87	1,059,816.49	1,058,029.78	502,865.58	50.00	502,915.58
18J	Capital Vessel Replacement	35,638,973.11	1,535,659.21	263,045.36	36,911,586.96	461.33	36,912,048.29
18L	Hydraulic Project Approval	.....	.....	.....	.....	.....	.....
199	Biosolids Permit	621,209.50	.....	119,802.36	501,407.14	95.00	501,502.14
19A	Medicaid Fraud Penalty	25,136,081.66	672,289.05	334,937.17	25,473,433.54	24,573.78	25,498,007.32
19C	Forest Practice Application	231,983.22	142.73	14,389.03	217,736.92	200.00	217,936.92
19T	DOL Technology Improvement and Data Management	1,110,448.02	30.03	25,538.22	1,084,939.83	375.88	1,085,315.71
19V	Andy Hill Cancer Research Endowment Fund	20,716,648.81	758,745.86	178,593.36	21,296,801.31	.....	21,296,801.31
200	Regional Fisheries Enhancement Salmonid Recovery	(85,395.05)	177,913.18	150,247.28	(57,729.15)	.....	(57,729.15)
201	Department of Licensing Services	3,364,142.35	164,640.19	219,019.27	3,309,763.27	48.33	3,309,811.60
202	Medical Test Site Licensure	(463,558.24)	54,150.00	103,919.90	(513,328.14)	9,535.00	(503,793.14)
204	Volunteer Fire Fighters' and Reserve Officers' Administrative	3,929,313.38	11,749.65	101,996.86	3,839,066.17	36,679.05	3,875,745.22
207	Hazardous Waste Assistance	4,771,390.68	46,040.00	374,589.87	4,442,840.81	1,278.69	4,444,119.50
20H	Connecting Washington	(4,034,625.24)	450,900,186.08	52,498,998.35	394,366,562.49	2,243,216.39	396,609,778.88
20J	Electric Vehicle	9,447,646.37	1,645,365.30	51,819.65	11,041,192.02	2,923.21	11,044,115.23
20M	Puget Sound Taxpayer Accountability	406,412.75	843,231.40	.....	1,249,644.15	.....	1,249,644.15
20N	Transportation Future Funding Program	35,339,431.56	117,856.87	9,974,877.85	25,482,410.58	.....	25,482,410.58
20R	Radioactive Mixed Waste	1,877,387.26	90,000.00	946,536.94	1,020,850.32	6,247.80	1,027,098.12
20T	PLIA Underground Storage Tank Revolving	30,272,542.76	92,765.03	156,888.63	30,208,419.16	27.63	30,208,446.79
215	Special Category C	17,671,440.90	20,353,454.30	1,960,448.41	36,064,446.79	6,577.04	36,071,023.83
216	Air Pollution Control	5,049,925.84	177,866.34	168,062.38	5,059,729.80	1,488.11	5,061,217.91
217	Oil Spill Prevention	9,654,245.79	469,625.01	416,808.26	9,707,062.54	1.70	9,707,064.24



# RECEIPTS & DISBURSEMENTS FOR TREASURY FUNDS

		February 1, 2025	February 2025		February 28, 2025		
		Beginning Book Balance	Plus Receipts	Less Disbursements	Ending Book Balance	Outstanding Warrants	Ending Cash Balance
<b>SPECIAL REVENUE FUNDS (Continued)</b>							
218	Multimodal Transportation	\$ 301,217,910.09	\$ 18,430,539.73	\$ 10,823,416.84	\$ 308,825,032.98	\$ 3,979,118.88	\$ 312,804,151.86
21E	Concealed Pistol License Renewal	587,994.63	8,352.12	3,294.41	593,052.34	.....	593,052.34
21H	Wastewater Treatment Plant Operator Certification	613,461.60	6,656.00	22,669.69	597,447.91	50.00	597,497.91
21M	Distracted Driving Prevention	96,506.55	3,945.99	.....	100,452.54	.....	100,452.54
21S	Aquatic Invasive Species Management	331,355.74	4,010.58	56,745.73	278,620.59	.....	278,620.59
21V	Construction Registration Inspection	4,977,974.37	978,955.43	1,201,928.96	4,755,000.84	42,651.51	4,797,652.35
222	Freshwater Aquatic Weeds	1,351,421.46	12,818.50	60,105.75	1,304,134.21	153.00	1,304,287.21
223	State Oil Spill Response	3,598,093.34	114,429.24	142,329.36	3,570,193.22	.....	3,570,193.22
22J	Abandoned Recreational Vehicle Disposal	2,063,781.28	53,531.68	98,191.75	2,019,121.21	13,832.77	2,032,953.98
22M	Energy Efficiency	4,117,392.02	.....	1,251,847.84	2,865,544.18	.....	2,865,544.18
22R	Internet Consumer Access	.....	.....	.....	.....	.....	.....
22U	Secure Drug Take-Back Program	257,363.39	.....	36,086.57	221,276.82	.....	221,276.82
22W	Public Disclosure Transparency	7,738,309.50	1,725.00	57,365.50	7,682,669.00	50.00	7,682,719.00
234	Public Works Administration	8,020,754.09	470,661.05	697,717.45	7,793,697.69	24,919.95	7,818,617.64
235	Youth Tobacco & Vapor Product Prevention	1,419,077.82	119,815.20	67,542.55	1,471,350.47	4,250.07	1,475,600.54
237	Recreation Access Pass	1,769,218.29	(153,554.74)	160.00	1,615,503.55	150.00	1,615,653.55
23G	Vulnerable Roadway User Education	32,988.76	618.08	.....	33,606.84	.....	33,606.84
23N	Model Toxics Control Capital	282,837,542.20	8,414,612.71	7,111,796.14	284,140,358.77	93,630.88	284,233,989.65
23P	Model Toxics Control Operating	36,900,220.49	17,269,138.56	16,331,818.34	37,837,540.71	620,926.31	38,458,467.02
23R	Model Toxics Control Stormwater	82,823,832.97	4,283,193.83	7,986,125.68	79,120,901.12	12,556.53	79,133,457.65
23S	Puget Sound Gateway Facility	18,744.12	55.01	.....	18,799.13	.....	18,799.13
23T	Congestion Relief Traffic Safety	186,808.93	3,690.89	.....	190,499.82	.....	190,499.82
23V	Voluntary Cleanup	1,040,705.53	21,201.18	59,748.18	1,002,158.53	46,360.00	1,048,518.53
23W	Paint Product Stewardship	109,647.54	.....	4,710.44	104,937.10	.....	104,937.10
24B	Foundational Public Health Services	15,088,948.79	758,746.63	2,057,991.49	13,789,703.93	11.20	13,789,715.13
24J	Workforce Education Investment	285,215,317.79	34,619,184.84	53,154,349.82	266,680,152.81	793,786.84	267,473,939.65
24K	Agency Financial Transaction	6,776,922.30	394,933.17	96,917.92	7,074,937.55	.....	7,074,937.55
24L	Ambulance Transport	7,047,393.74	49,388.88	649,853.37	6,446,929.25	.....	6,446,929.25
24N	Fish, Wildlife, and Conservation	14,316,000.35	721,587.03	3,008,321.53	12,029,265.85	161,197.74	12,190,463.59
24P	Insurance Commissioner's Fraud	1,499,777.88	.....	204,334.25	1,295,443.63	4,425.00	1,299,868.63
24Q	Cooper Jones Active Transportation Safety	1,654,010.93	.....	33,456.20	1,620,554.73	.....	1,620,554.73
24V	Telebehavioral Health Access	300,620.02	230,051.78	639,508.40	(108,836.60)	.....	(108,836.60)
25M	State Health Care Affordability	31,451,108.54	.....	.....	31,451,108.54	.....	31,451,108.54

# RECEIPTS & DISBURSEMENTS FOR TREASURY FUNDS

		February 1, 2025	February 2025		February 28, 2025		
		Beginning Book Balance	Plus Receipts	Less Disbursements	Ending Book Balance	Outstanding Warrants	Ending Cash Balance
<b>SPECIAL REVENUE FUNDS (Continued)</b>							
25N	Statewide 988 Behavioral Health Crisis Response & Suicide Prevention Line	\$ 63,508,051.39	\$ 3,879,303.15	\$ 3,077,314.50	\$ 64,310,040.04	\$ 8,886.64	\$ 64,318,926.68
25Q	Clean Fuels Program	1,796,529.07	50,649.00	114,545.74	1,732,632.33	274.00	1,732,906.33
25T	Refrigerant Emission Management	1,346,330.70	1,040.00	67,503.44	1,279,867.26	.....	1,279,867.26
25U	Department of Licensing Wage Lien	420.00	.....	.....	420.00	.....	420.00
25W	Driver Licensing Technology Support	2,824,540.80	154,055.09	16,910.13	2,961,685.76	.....	2,961,685.76
260	University of Washington Operating Fees	(576.04)	.....	(699.58)	123.54	.....	123.54
262	Manufactured Home Installation Training	756,811.65	11,419.25	26,755.98	741,474.92	.....	741,474.92
263	Community and Economic Development Fee	6,000,957.26	2,400.00	95,254.43	5,908,102.83	147.40	5,908,250.23
267	Recreation Resources	24,359,262.44	701,036.14	(1,523,570.96)	26,583,869.54	30,944.80	26,614,814.34
268	Nonhighway and Off-Road Vehicle Activities (NOVA) Program	16,602,118.76	442,432.81	603,143.98	16,441,407.59	15,095.54	16,456,503.13
269	Parks Renewal and Stewardship	37,575,699.43	4,144,015.13	3,973,232.27	37,746,482.29	227,617.25	37,974,099.54
26A	Carbon Emissions Reduction	435,017,250.67	(170.12)	5,969,009.44	429,048,071.11	1,652.66	429,049,723.77
26B	Climate Investment	182,613,420.28	.....	2,030,854.49	180,582,565.79	4,764.94	180,587,330.73
26C	Climate Commitment	807,301,942.32	52,647.79	37,357,502.20	769,997,087.91	1,784,436.48	771,781,524.39
26D	Natural Climate Solutions	204,929,183.53	16.27	6,174,325.44	198,754,874.36	615,865.56	199,370,739.92
26E	Air Quality and Health Disparities Improvement	23,934,014.34	.....	92,812.66	23,841,201.68	.....	23,841,201.68
26M	Climate Active Transportation	73,270,919.29	217,980.61	2,937,042.14	70,551,857.76	26,847.50	70,578,705.26
26N	Climate Transit Programs	(45,881,578.45)	(150,941.71)	7,553,948.94	(53,586,469.10)	2,128,200.33	(51,458,268.77)
26P	Move Ahead WA	830,803,919.76	11,809,093.93	73,796,512.97	768,816,500.72	3,551,686.16	772,368,186.88
26Q	Move Ahead WA Flexible	75,191,402.44	1,766,698.55	1,340,062.04	75,618,038.95	64,499.42	75,682,538.37
26W	Renewable Fuels Accelerator	.....	.....	.....	.....	.....	.....
271	Washington State University Operating Fees	.....	.....	.....	.....	.....	.....
275	Central Washington University Operating Fees	.....	.....	.....	.....	.....	.....
277	State Agency Parking	294,748.01	.....	110.00	294,638.01	1,950.00	296,588.01
27P	Price Ceiling Unit Emission Reduction Investment	.....	.....	.....	.....	.....	.....
27T	Derelict Structure Removal	.....	.....	.....	.....	.....	.....
27W	OPIOID Abatement Settlement	(14,457,188.70)	3,698.94	4,366,323.65	(18,819,813.41)	499,498.04	(18,320,315.37)
285	Growth Management Planning and Environmental Review	2,983,096.76	142,982.22	57,875.00	3,068,203.98	.....	3,068,203.98
28A	State Hazard Mitigation Revolving Loan	.....	.....	.....	.....	.....	.....
28F	Clean Fuels Transportation Investment	.....	.....	.....	.....	.....	.....
28G	Covenant Homeownership	30,315,419.59	5,427,354.14	30,015,386.32	5,727,387.41	0.82	5,727,388.23
28J	Renewable Energy Local Benefit	.....	.....	.....	.....	.....	.....
28M	Land Bank	2,397,974.00	.....	.....	2,397,974.00	.....	2,397,974.00

# RECEIPTS & DISBURSEMENTS FOR TREASURY FUNDS

		February 1, 2025	February 2025		February 28, 2025		
		Beginning Book Balance	Plus Receipts	Less Disbursements	Ending Book Balance	Outstanding Warrants	Ending Cash Balance
<b>SPECIAL REVENUE FUNDS (Continued)</b>							
28R	Family Medicine Workforce Development	\$ .....	\$ .....	\$ .....	\$ .....	\$ .....	\$ .....
28S	Stadium World Cup Capital	10,000,000.00	.....	.....	10,000,000.00	.....	10,000,000.00
28U	Clean Fuels Credit	.....	.....	.....	.....	.....	.....
28V	Inflation Reduction Elective Pay	.....	.....	.....	.....	.....	.....
296	Columbia River Basin Water Supply Rev Recovery	9,188,195.68	26,970.99	33,896.26	9,181,270.41	.....	9,181,270.41
29A	Tribal OPIOID Prevention and Treatment	.....	.....	.....	.....	.....	.....
315	Dedicated Cannabis	225,884,006.64	37,010,492.55	5,909,586.75	256,984,912.44	71,944.89	257,056,857.33
319	Public Health Supplemental	2,560,755.96	19,952.40	66,190.85	2,514,517.51	.....	2,514,517.51
404	State Treasurer's Service	94,242,324.25	2,896,083.88	988,685.76	96,149,722.37	5,570.65	96,155,293.02
408	Coastal Protection	2,642,796.35	53,456.98	74,649.49	2,621,603.84	.....	2,621,603.84
441	Local Government Archives	3,328,486.04	209,859.61	623,106.58	2,915,239.07	17,933.10	2,933,172.17
500	Perpetual Surveillance and Maintenance	52,870,159.70	155,160.60	.....	53,025,320.30	.....	53,025,320.30
507	Oyster Reserve Land	675,768.39	1,998.39	23,477.38	654,289.40	2,867.85	657,157.25
511	Tacoma Narrows Toll Bridge	33,962,333.99	(8,870,977.33)	(4,310,065.99)	29,401,422.65	.....	29,401,422.65
513	Derelict Vessel Removal	3,002,755.05	55,409.39	254,461.87	2,803,702.57	.....	2,803,702.57
532	Washington Housing Trust Fund	34,105,034.14	621,673.79	305,657.08	34,421,050.85	5,583.67	34,426,634.52
535	Alaskan Way Viaduct Replacement Project	98,465,738.68	71,937.86	(2,125,074.01)	100,662,750.55	.....	100,662,750.55
549	Election	5,819,258.76	505,465.45	87,407.07	6,237,317.14	.....	6,237,317.14
550	Transportation 2003	(19,938,012.29)	(2,089,234.56)	(28,481,070.02)	6,453,823.17	76,386.75	6,530,209.92
562	Skilled Nursing Facility Safety Net Trust	8,521,942.22	14,255.85	3,905,493.10	4,630,704.97	10,994.00	4,641,698.97
564	Water Pollution Control Revolving Administration	5,964,214.04	675,050.88	307,485.54	6,331,779.38	.....	6,331,779.38
565	Yakima Integrated Plan Implementation Revenue Recovery	.....	.....	.....	.....	.....	.....
566	Community Forest Trust	340,742.51	999.50	.....	341,742.01	.....	341,742.01
571	Multiuse Roadway Safety	1,814,121.29	16,437.03	17.00	1,830,541.32	12.00	1,830,553.32
595	I-405 and SR-167 Express Toll Lanes	218,637,970.64	476,719.43	10,211,365.14	208,903,324.93	1,193.40	208,904,518.33
600	Department of Retirement Systems Expense	28,171,657.03	5,881,550.71	5,187,682.48	28,865,525.26	2,218.89	28,867,744.15
689	Rural Washington Loan	1,283,041.50	3,765.80	.....	1,286,807.30	.....	1,286,807.30
727	Water Pollution Control Revolving	195,397,746.55	21,145,014.69	37,475,007.31	179,067,753.93	470,259.15	179,538,013.08
733	Capitol Campus Reserve	.....	.....	.....	.....	.....	.....
777	Prostitution Prevention and Intervention	103,292.99	1,740.16	152.32	104,880.83	.....	104,880.83
785	State Educational Trust Fund	3,582,556.82	58,136.53	.....	3,640,693.35	.....	3,640,693.35
818	Youth Athletic Facility	32,312,188.35	95,036.83	169,562.80	32,237,662.38	.....	32,237,662.38
825	Tobacco Settlement	99,409.56	291.78	.....	99,701.34	.....	99,701.34

# RECEIPTS & DISBURSEMENTS FOR TREASURY FUNDS

		February 1, 2025	February 2025		February 28, 2025		
		Beginning Book Balance	Plus Receipts	Less Disbursements	Ending Book Balance	Outstanding Warrants	Ending Cash Balance
<b>SPECIAL REVENUE FUNDS (Continued)</b>							
844	Money-Purchase Retirement Savings Administrative	\$ .....	\$ .....	\$ .....	\$ .....	\$ .....	\$ .....
851	Developmental Disabilities Community Services	23,190,976.27	69,865.61	907,044.23	22,353,797.65	236,755.90	22,590,553.55
874	OASI Revolving	188,618.11	.....	15,102.62	173,515.49	.....	173,515.49
887	Public Facilities Construction Loan Revolving	49,333,428.73	966,969.38	1,073,043.79	49,227,354.32	819.89	49,228,174.21
888	Deferred Compensation Administrative	4,927,301.03	(71,881.07)	185,747.99	4,669,671.97	.....	4,669,671.97
893	Radiation Perpetual Maintenance	390,012.76	1,144.72	.....	391,157.48	.....	391,157.48
<b>TOTAL SPECIAL REVENUE FUNDS</b>		<b>\$ 8,738,339,363.72</b>	<b>\$ 988,301,574.32</b>	<b>\$ 897,814,784.57</b>	<b>\$ 8,828,826,153.47</b>	<b>\$ 33,779,531.09</b>	<b>\$ 8,862,605,684.56</b>
<b>DEBT SERVICE FUNDS</b>							
303	Highway Bond Retirement	\$ 234,739,095.78	\$ 65,102,147.60	\$ 70,234,843.76	\$ 229,606,399.62	\$ .....	\$ 229,606,399.62
304	Ferry Bond Retirement	16,794.76	49.29	.....	16,844.05	.....	16,844.05
305	Transportation Improvement Board Bond Retirement	6,233,666.05	398,319.19	143,475.00	6,488,510.24	.....	6,488,510.24
347	Washington State University Bond Retirement	88,270,564.25	1,627,829.40	(19,785.84)	89,918,179.49	.....	89,918,179.49
348	University of Washington Bond Retirement	30,354,381.92	7,396,916.90	(1,543.31)	37,752,842.13	.....	37,752,842.13
380	Debt-Limit General Fund Bond Retirement	.....	.....	.....	.....	.....	.....
381	Debt-Limit Reimbursable Bond Retirement	.....	.....	.....	.....	.....	.....
382	Nondebt-Limit General Fund Bond Retirement	.....	.....	.....	.....	.....	.....
383	Nondebt-Limit Reimbursable Bond Retirement	.....	2,826,875.00	2,826,875.00	.....	.....	.....
384	Nondebt-Limit Proprietary Appropriated Bond Retirement	.....	.....	.....	.....	.....	.....
385	Nondebt-Limit Proprietary Nonappropriated Bond Retirement	.....	.....	.....	.....	.....	.....
386	Nondebt-Limit Revenue Bond Retirement	.....	.....	.....	.....	.....	.....
389	Toll Facility Bond Retirement	18,117,814.35	4,281,152.42	.....	22,398,966.77	.....	22,398,966.77
<b>TOTAL DEBT SERVICE FUNDS</b>		<b>\$ 377,732,317.11</b>	<b>\$ 81,633,289.80</b>	<b>\$ 73,183,864.61</b>	<b>\$ 386,181,742.30</b>	<b>\$ .....</b>	<b>\$ 386,181,742.30</b>
<b>CAPITAL PROJECTS FUNDS</b>							
036	Capitol Building Construction	\$ 12,574,748.61	\$ 37,745.48	\$ (550,275.01)	\$ 13,162,769.10	\$ .....	\$ 13,162,769.10
057	State Building Construction	38,644,767.64	806,783,716.69	154,931,805.85	690,496,678.48	2,599,794.59	693,096,473.07
060	Community and Technical College Capital Projects	31,589,776.95	6,183,440.99	1,895,897.74	35,877,320.20	.....	35,877,320.20
061	Eastern Washington University Capital Projects	7,030,161.60	203,773.93	299,985.11	6,933,950.42	.....	6,933,950.42
062	Washington State University Building	9,936,549.88	(12,189.04)	.....	9,924,360.84	.....	9,924,360.84
063	Central Washington University Capital Projects	1,942,263.47	188,535.67	103,055.08	2,027,744.06	.....	2,027,744.06

# RECEIPTS & DISBURSEMENTS FOR TREASURY FUNDS

		February 1, 2025	February 2025		February 28, 2025		
		Beginning Book Balance	Plus Receipts	Less Disbursements	Ending Book Balance	Outstanding Warrants	Ending Cash Balance
<b>CAPITAL PROJECTS FUNDS (Continued)</b>							
064	University of Washington Building	\$ 5,052,427.96	\$ 7,226,387.85	\$ 2,331,754.00	\$ 9,947,061.81	\$ .....	\$ 9,947,061.81
065	Western Washington University Capital Projects	10,709,404.29	210,864.07	426,087.90	10,494,180.46	.....	10,494,180.46
066	The Evergreen State College Capital Projects	2,710,782.17	190,785.69	208,335.62	2,693,232.24	.....	2,693,232.24
075	State Social and Health Services Construction	9,396.39	.....	.....	9,396.39	.....	9,396.39
18B	Columbia River BasinTax Bond Water Supply Development	1,360,775.73	3,993.96	.....	1,364,769.69	.....	1,364,769.69
245	Public Safety Reimbursable Bond	4.12	.....	.....	4.12	.....	4.12
246	Community and Technical College Forest Reserve	5,260,699.17	.....	.....	5,260,699.17	.....	5,260,699.17
289	Thurston County Capital Facilities	8,503,083.48	473,326.92	55,821.74	8,920,588.66	.....	8,920,588.66
357	Gardner-Evans Higher Education Construction	45,698.05	.....	.....	45,698.05	.....	45,698.05
364	Military Department Capital	3,895,293.84	.....	.....	3,895,293.84	.....	3,895,293.84
367	Chehalis Basin Taxable	.....	.....	.....	.....	.....	.....
373	Coronavirus Capital Projects	(15,313,286.20)	42,954.42	(11,795,436.85)	(3,474,894.93)	202.75	(3,474,692.18)
<b>TOTAL CAPITAL PROJECTS FUNDS</b>		<b>\$ 123,952,547.15</b>	<b>\$ 821,533,336.63</b>	<b>\$ 147,907,031.18</b>	<b>\$ 797,578,852.60</b>	<b>\$ 2,599,997.34</b>	<b>\$ 800,178,849.94</b>
<b>PERMANENT FUNDS</b>							
04B	Natural Resources Real Property Replacement	\$ 54,318,124.87	\$ 160,985.06	\$ (1,237,194.34)	\$ 55,716,304.27	\$ .....	\$ 55,716,304.27
601	Agricultural Permanent	54,601.19	180.00	(122,226.36)	177,007.55	.....	177,007.55
603	Millersylvania Park Trust	6,256.73	18.37	.....	6,275.10	.....	6,275.10
604	Normal School Permanent	76,950.57	202.00	680.79	76,471.78	.....	76,471.78
605	Permanent Common School	54,451.50	148.00	(2,994.74)	57,594.24	.....	57,594.24
606	Scientific Permanent	227,089.69	196.00	(381,503.17)	608,788.86	.....	608,788.86
607	State University Permanent	151,099.30	28.00	.....	151,127.30	.....	151,127.30
<b>TOTAL PERMANENT FUNDS</b>		<b>\$ 54,888,573.85</b>	<b>\$ 161,757.43</b>	<b>\$ (1,743,237.82)</b>	<b>\$ 56,793,569.10</b>	<b>\$ .....</b>	<b>\$ 56,793,569.10</b>
<b>ENTERPRISE FUNDS</b>							
401	Correctional Industries	\$ 4,336,880.14	\$ 10,769,126.28	\$ 11,096,299.76	\$ 4,009,706.66	\$ 290,475.42	\$ 4,300,182.08
407	Secretary of State's Revolving	21,306,673.19	1,468,588.98	1,233,940.96	21,541,321.21	184,048.23	21,725,369.44
418	State Health Care Authority Administrative	1,706,969.62	1,903,277.00	1,602,419.21	2,007,827.41	355.67	2,008,183.08
492	School Employees' Insurance Administrative	883,422.73	3,215,618.00	1,156,285.93	2,942,754.80	273.30	2,943,028.10
578	Lottery Administrative	1,996,163.36	1,846,105.41	1,445,361.73	2,396,907.04	10,933.39	2,407,840.43
608	Accident	48,390,574.39	143,928,865.14	192,306,407.87	13,031.66	11,392,945.10	11,405,976.76
609	Medical Aid	28,125,579.74	126,701,908.68	154,567,827.66	259,660.76	5,245,728.70	5,505,389.46

# RECEIPTS & DISBURSEMENTS FOR TREASURY FUNDS

		February 1, 2025	February 2025		February 28, 2025		
		Beginning Book Balance	Plus Receipts	Less Disbursements	Ending Book Balance	Outstanding Warrants	Ending Cash Balance
<b>ENTERPRISE FUNDS (Continued)</b>							
610	Accident Reserve	\$ 49,024.84	\$ 84,244,916.04	\$ 84,222,144.05	\$ 71,796.83	\$ 859,418.88	\$ 931,215.71
881	Supplemental Pension	23,094,604.37	177,349,000.37	200,299,735.00	143,869.74	2,006,380.38	2,150,250.12
883	Second Injury	90,088,913.74	2,430,620.78	231,104.19	92,288,430.33	23,235.83	92,311,666.16
<b>TOTAL ENTERPRISE FUNDS</b>		<b>\$ 219,978,806.12</b>	<b>\$ 553,858,026.68</b>	<b>\$ 648,161,526.36</b>	<b>\$ 125,675,306.44</b>	<b>\$ 20,013,794.90</b>	<b>\$ 145,689,101.34</b>
<b>INTERNAL SERVICE FUNDS</b>							
006	Public Records Efficiency, Preservation & Access	\$ 543,867.27	\$ 21,139.85	\$ 892,999.71	\$ (327,992.59)	\$ 10,859.14	\$ (317,133.45)
405	Legal Services Revolving	29,322,862.55	18,896,206.88	17,173,637.87	31,045,431.56	330,344.93	31,375,776.49
410	Transportation Equipment	57,975,937.61	1,193,111.03	719,267.03	58,449,781.61	13,189.05	58,462,970.66
415	Personnel Service	20,248,480.88	602,823.77	1,679,380.32	19,171,924.33	2,364.02	19,174,288.35
455	Higher Education Personnel Service	1,050,834.14	391,185.00	135,166.48	1,306,852.66	801.36	1,307,654.02
462	Government Central Service	4,046,121.63	1,399,947.16	981,784.96	4,464,283.83	52,078.40	4,516,362.23
468	OFM Central Service	6,002,110.23	2,933,803.13	1,637,635.73	7,298,277.63	.....	7,298,277.63
483	Auditing Services Revolving	920,191.08	780,206.80	953,028.47	747,369.41	1,897.54	749,266.95
484	Administrative Hearings Revolving	10,181,329.03	2,644,271.91	2,927,253.38	9,898,347.56	14,211.18	9,912,558.74
<b>TOTAL INTERNAL SERVICE FUNDS</b>		<b>\$ 130,291,734.42</b>	<b>\$ 28,862,695.53</b>	<b>\$ 27,100,153.95</b>	<b>\$ 132,054,276.00</b>	<b>\$ 425,745.62</b>	<b>\$ 132,480,021.62</b>
<b>PENSION TRUST FUNDS</b>							
614	Volunteer Firefighters' Relief and Pension Principal Fund	\$ 4,682,542.77	\$ 273,038.73	\$ 1,443,357.97	\$ 3,512,223.53	\$ 510,829.87	\$ 4,023,053.40
615	State Patrol - Plan1	1,185,700.38	8,103,495.11	8,160,250.30	1,128,945.19	62,640.57	1,191,585.76
616	Judges' Retirement	1,724,411.10	4,099.12	16,004.78	1,712,505.44	.....	1,712,505.44
624	Reserve Officer's Relief/Pension Principal Fund	12,463.31	2,066.59	11,883.58	2,646.32	4,044.19	6,690.51
630	State Patrol - Plan 2	806,128.80	2,360,400.29	2,246,091.49	920,437.60	.....	920,437.60
631	Public Employees' Retirement System Plan 1	8,343,881.14	139,043,971.88	139,114,717.43	8,273,135.59	1,048,190.91	9,321,326.50
632	Teachers' Retirement System Plan 1	6,105,717.72	79,217,793.28	79,223,879.54	6,099,631.46	556,847.29	6,656,478.75
633	School Employees' Retirement System Combined Plan 2 & 3	7,980,905.17	81,145,749.87	81,053,188.31	8,073,466.73	460,856.20	8,534,322.93
635	Public Safety Employees Retirement System Plan 2	611,096.00	15,496,495.61	15,301,461.10	806,130.51	62,024.96	868,155.47
641	Public Employees' Retirement System Combined Plan 2 & 3	19,010,670.07	393,563,780.25	394,292,756.78	18,281,693.54	2,832,238.99	21,113,932.53
642	Teachers' Retirement System Combined Plan 2 and 3	25,906,481.43	231,652,927.47	230,919,757.06	26,639,651.84	773,528.42	27,413,180.26
661	Higher Ed Retirement Plan Supplemental Benefit-UW	74.37	767,454.38	767,455.62	73.13	.....	73.13

# RECEIPTS & DISBURSEMENTS FOR TREASURY FUNDS

		February 1, 2025	February 2025		February 28, 2025		
		Beginning Book Balance	Plus Receipts	Less Disbursements	Ending Book Balance	Outstanding Warrants	Ending Cash Balance
<b>PENSION TRUST FUNDS (Continued)</b>							
662	Higher Ed Retirement Plan Supplemental Benefit -WSU	\$ .....	\$ 97,902.56	\$ 97,902.56	\$ .....	\$ .....	\$ .....
663	Higher Ed Retirement Plan Supplemental Benefit-EWU	73,605.62	(50,783.36)	15,198.00	7,624.26	.....	7,624.26
664	Higher Ed Retirement Plan Supplemental Benefit-CWU	.....	16,650.68	16,650.68	.....	.....	.....
665	Higher Ed Retirement Plan Supplemental Benefit-TESC	.....	4,732.18	4,732.18	.....	.....	.....
667	Higher Ed Retirement Plan Supplemental Benefit-WWU	.....	12,137.78	12,135.49	2.29	.....	2.29
668	Higher Ed Retirement Plan Supplemental Benefit -SBCTC	.....	88,057.91	88,057.91	.....	.....	.....
722	Deferred Compensation Principal	7,372,926.64	92,259,627.35	91,946,991.32	7,685,562.67	7,072.54	7,692,635.21
729	Judicial Retirement Principal	11,385.65	97,728.06	97,695.68	11,418.03	.....	11,418.03
819	LEOFF Plan 1 Retirement	2,952,506.52	34,316,065.42	34,290,317.79	2,978,254.15	362,945.54	3,341,199.69
829	LEOFF Plan 2 Retirement	6,711,214.57	100,739,279.12	99,847,912.63	7,602,581.06	264,987.52	7,867,568.58
882	Washington Judicial Retirement System	10,333,531.71	6,103.37	497,849.51	9,841,785.57	.....	9,841,785.57
<b>TOTAL PENSION TRUST FUNDS</b>		<b>\$ 103,825,242.97</b>	<b>\$ 1,179,218,773.65</b>	<b>\$ 1,179,466,247.71</b>	<b>\$ 103,577,768.91</b>	<b>\$ 6,946,207.00</b>	<b>\$ 110,523,975.91</b>
<b>CUSTODIAL FUNDS</b>							
01P	Suspense	\$ 49,669,848.58	\$ 2,864,746,171.18	\$ 2,739,388,733.82	\$ 175,027,285.94	\$ 75,821.93	\$ 175,103,107.87
01R	Undistributed Receipts	32,548.80	.....	.....	32,548.80	.....	32,548.80
01T	Local Leasehold Excise Tax	3,312,604.95	.....	2,976,430.78	336,174.17	.....	336,174.17
034	Local Sales and Use Tax	.....	.....	.....	.....	.....	.....
035	State Payroll Revolving	16,273,760.83	777,009,989.57	759,891,728.67	33,392,021.73	2,285,662.40	35,677,684.13
768	Local Real Estate Excise Tax	.....	.....	.....	.....	.....	.....
795	State Investment Board Commingled Monthly Bond	.....	331.61	331.61	.....	.....	.....
865	State Investment Board Commingled Trust	.....	360,892.16	360,892.16	.....	.....	.....
877	OASI Contribution	.....	.....	.....	.....	.....	.....
<b>TOTAL CUSTODIAL FUNDS</b>		<b>\$ 69,288,763.16</b>	<b>\$ 3,642,117,384.52</b>	<b>\$ 3,502,618,117.04</b>	<b>\$ 208,788,030.64</b>	<b>\$ 2,361,484.33</b>	<b>\$ 211,149,514.97</b>
<b>TOTAL TREASURY FUNDS</b>		<b>\$ 13,183,465,217.42</b>	<b>\$ 11,404,085,046.64</b>	<b>\$ 11,967,136,182.93</b>	<b>\$ 12,620,414,081.13</b>	<b>\$ 143,790,150.36</b>	<b>\$ 12,764,204,231.49</b>

NOTE: Funds with zero balances that are scheduled to become inactive may no longer appear on this report.

# RECEIPTS & DISBURSEMENTS FOR TREASURER'S TRUST FUNDS

		February 1, 2025	February 2025		February 28, 2025		
		Beginning Book Balance	Plus Receipts	Less Disbursements	Ending Book Balance	Outstanding Warrants	Ending Cash Balance
<b>GENERAL FUND</b>							
06N	Local Tax Administration	\$ .....	\$ .....	\$ .....	\$ .....	\$ .....	\$ .....
07F	Commercial Fisheries Buyback	.....	.....	.....	.....	.....	.....
08B	Foster Care Endowed Scholarship Trust	17,820.27	52.31	.....	17,872.58	.....	17,872.58
08E	Individual Development Account Program	2,229.73	6.54	.....	2,236.27	.....	2,236.27
08N	State Financial Aid	14,967,684.14	85,792,718.51	94,988,713.04	5,771,689.61	1,230.27	5,772,919.88
08T	Transportation Innovative Partnership	.....	.....	.....	.....	.....	.....
11M	Poet Laureate	115.55	.....	.....	115.55	.....	115.55
11R	Hospital Infection Control Grant	.....	.....	.....	.....	.....	.....
12L	Outdoor Education and Recreation Prog	2,204,000.21	.....	.....	2,204,000.21	.....	2,204,000.21
12P	Geoduck Aquaculture Research	.....	.....	.....	.....	.....	.....
13I	Fair	4,238,278.22	12,478.75	5,541.77	4,245,215.20	94.61	4,245,309.81
14N	Legislative Oral History	84,139.20	.....	.....	84,139.20	.....	84,139.20
14P	Skeletal Human Remains Assistance	614,092.70	.....	3,892.91	610,199.79	26.68	610,226.47
15B	Food Animal Vet Scholarship	.....	.....	.....	.....	.....	.....
15N	Business Assistance	.....	.....	.....	.....	.....	.....
16F	Washington State Flag	.....	.....	.....	.....	.....	.....
16K	Mortgage Recovery	.....	.....	.....	.....	.....	.....
16R	Multiagency Permitting Team	106,391.71	312.26	.....	106,703.97	.....	106,703.97
17R	Aerospace Training Student Loan	168,002.46	1,594.89	2,660.30	166,937.05	38.43	166,975.48
18C	Native Education Public-Private Partnership	.....	.....	.....	.....	.....	.....
18F	High School Completion	.....	.....	.....	.....	.....	.....
18G	Opportunity Scholarship Match Transfer	4,132,703.90	.....	1,353,316.38	2,779,387.52	.....	2,779,387.52
18K	24/7 Sobriety	24,096.66	446.07	.....	24,542.73	.....	24,542.73
18V	Science, Technology, Engineering and Math Education Lighthouse	.....	.....	.....	.....	.....	.....
19J	Universal Communications Services	213,610.06	.....	.....	213,610.06	.....	213,610.06
20L	Early Start	130,497.79	.....	.....	130,497.79	.....	130,497.79
21J	Gina Grant Bull Memorial Legislative Page Scholarship	40,449.85	119.51	1,013.90	39,555.46	.....	39,555.46
21L	Low-Income Home Rehabilitation	222,885.93	654.18	.....	223,540.11	.....	223,540.11
21T	Suicide-Safer Homes Project	25,000.01	.....	.....	25,000.01	.....	25,000.01
22A	State Agency Office Relocation Pool	3,739,950.16	.....	.....	3,739,950.16	.....	3,739,950.16
22B	Highway Worker Memorial Scholarship	.....	.....	.....	.....	.....	.....
22S	Landlord Mitigation Program	2,323,937.10	193,780.99	666,402.68	1,851,315.41	478,336.59	2,329,652.00
22V	Medical Student Loan	1,751,479.24	.....	.....	1,751,479.24	.....	1,751,479.24



# RECEIPTS & DISBURSEMENTS FOR TREASURER'S TRUST FUNDS

		February 1, 2025		February 2025		February 28, 2025	
		Beginning Book Balance	Plus Receipts	Less Disbursements	Ending Book Balance	Outstanding Warrants	Ending Cash Balance
<b>GENERAL FUND (Continued)</b>							
23B	Rural Jobs Program Match Transfer	\$ 203,895.86	\$ .....	\$ .....	\$ 203,895.86	\$ .....	\$ 203,895.86
23E	Washington History Day	101,341.68	297.53	96.00	101,543.21	.....	101,543.21
23F	Open Educational Resources	.....	.....	.....	.....	.....	.....
23L	Indian Health Improvement Reinvestment	1,457,498.47	4,301.67	45,001.23	1,416,798.91	.....	1,416,798.91
24A	Behavioral Health Loan Repayment & Scholarship Program	10,355,495.26	221,431.08	798,295.77	9,778,630.57	74,903.25	9,853,533.82
24F	Veterans Service Officer	.....	.....	.....	.....	.....	.....
24W	Undocumented Student Support Loan Match	.....	.....	.....	.....	.....	.....
25B	Unemployment Insurance Relief	30,284.75	.....	.....	30,284.75	.....	30,284.75
25E	Rosa Franklin Legislative Internship Program Scholarship	1,701.98	66.48	.....	1,768.46	.....	1,768.46
25J	Department of Transportation Purple Heart State	.....	.....	.....	.....	.....	.....
25K	Department of Veterans' Affairs Purple Heart State	2,803.97	.....	.....	2,803.97	.....	2,803.97
25L	Military Department Purple Heart State	.....	.....	.....	.....	.....	.....
26F	Billy Frank Jr. National Statuary Hall Collection	.....	.....	.....	.....	.....	.....
27E	Equitable Access to Credit Program	7,535,449.00	1,200,020.00	.....	8,735,469.00	.....	8,735,469.00
27H	Veterans & Military Members Suicide Prevention	26,748.00	139.49	6,600.00	20,287.49	.....	20,287.49
27M	WA State Global War on Terror Memorial	12,650.00	.....	.....	12,650.00	.....	12,650.00
28B	Employee Ownership Revolving Loan Program	.....	.....	.....	.....	.....	.....
28N	Surgical Smoke Evacuation	300,000.00	.....	1,000.00	299,000.00	.....	299,000.00
28Q	Port District Equity Fund	1,000,000.00	.....	.....	1,000,000.00	.....	1,000,000.00
290	Savings Incentive	1,963,056.25	.....	.....	1,963,056.25	.....	1,963,056.25
447	Information Technology Investment Revolving	35,688,726.14	.....	1,399,274.97	34,289,451.17	69.25	34,289,520.42
490	Regional Transportation Investment District	.....	.....	.....	.....	.....	.....
514	Agricultural Conservation Easements	.....	.....	.....	.....	.....	.....
534	Washington Graduate Fellowship Trust	489.80	.....	.....	489.80	.....	489.80
551	Washington Youth and Families	124,634.31	.....	.....	124,634.31	.....	124,634.31
552	Conservation Assistance Revolving	463,714.45	.....	.....	463,714.45	.....	463,714.45
653	Washington Distinguished Professorship Trust	.....	.....	.....	.....	.....	.....
703	COVID-19 Unemployment	.....	.....	.....	.....	.....	.....
704	COVID-19 Public Health Response	(10,962,620.11)	7,856,655.71	9,244,677.57	(12,350,641.97)	408,408.35	(11,942,233.62)
708	Salary/Insurance Contribution Increase Revolving	169,080.41	.....	.....	169,080.41	.....	169,080.41
743	College Faculty Awards Trust	186.14	.....	.....	186.14	.....	186.14
747	Health Professional Loan Repayment & Scholarship Program	34,510,822.53	775.69	633,713.66	33,877,884.56	96,056.67	33,973,941.23

# RECEIPTS & DISBURSEMENTS FOR TREASURER'S TRUST FUNDS

		February 1, 2025	February 2025		February 28, 2025		
		Beginning Book Balance	Plus Receipts	Less Disbursements	Ending Book Balance	Outstanding Warrants	Ending Cash Balance
<b>GENERAL FUND (Continued)</b>							
748	WA Career and College Pathways Innov Challenge	\$ 14,178,357.40	\$ 42,551.39	\$ 1,232,651.24	\$ 12,988,257.55	\$ 390,556.00	\$ 13,378,813.55
781	Cross-State Trail	473.10	.....	.....	473.10	.....	473.10
793	Health Insurance Pool	.....	.....	.....	.....	.....	.....
835	Four Year Student Child Care in Higher Education	65,994.62	.....	.....	65,994.62	.....	65,994.62
<b>TOTAL GENERAL FUND</b>		<b>\$ 132,238,148.90</b>	<b>\$ 95,328,403.05</b>	<b>\$ 110,382,851.42</b>	<b>\$ 117,183,700.53</b>	<b>\$ 1,449,720.10</b>	<b>\$ 118,633,420.63</b>
<b>SPECIAL REVENUE FUNDS</b>							
01F	Crime Victims' Compensation	\$ 2,836,264.19	\$ 148,618.79	\$ .....	\$ 2,984,882.98	\$ .....	\$ 2,984,882.98
03K	Industrial Insurance Premium Refund	7,945,257.89	31,657.75	113,443.01	7,863,472.63	.....	7,863,472.63
04F	Real Estate Education Program	603,181.33	2,617.32	9,854.99	595,943.66	1,118.77	597,062.43
06H	Oral History, State Library, and Archives	33,040.76	40,719.13	30,389.61	43,370.28	.....	43,370.28
06J	Securities Prosecution	1,497,854.72	200.00	.....	1,498,054.72	.....	1,498,054.72
07A	Mortgage Lending Fraud Prosecution	50,891.21	12,773.78	15,756.00	47,908.99	15,756.00	63,664.99
07B	Organ and Tissue Donation Awareness	46,303.14	26,508.41	48,960.18	23,851.37	.....	23,851.37
07E	Contract Harvesting Revolving	3,779,622.11	9,647.46	(221,128.57)	4,010,398.14	.....	4,010,398.14
07J	"Helping Kids Speak"	2,571.34	1,042.20	1,477.00	2,136.54	.....	2,136.54
07K	Special License Plate Applicant Trust	12,206.00	.....	.....	12,206.00	.....	12,206.00
07L	Legislative International Trade	735.85	.....	.....	735.85	.....	735.85
07N	Produce Railcar Pool	55.03	0.16	.....	55.19	.....	55.19
07T	Commemorative Works	3,769.39	11.06	.....	3,780.45	.....	3,780.45
07V	Fish and Wildlife Enforcement Reward	209,960.65	3,490.07	4,925.82	208,524.90	700.00	209,224.90
08C	Gonzaga University Alumni Association	5,920.71	2,161.94	3,920.01	4,162.64	.....	4,162.64
08F	Lighthouse Environmental Programs	11,447.32	2,931.57	6,416.68	7,962.21	.....	7,962.21
08G	Flexible Spending Administrative	2,491,780.04	88,195.00	87,277.04	2,492,698.00	.....	2,492,698.00
08J	Prescription Drug Consortium	77,468.81	.....	1,784.11	75,684.70	.....	75,684.70
08L	"Ski & Ride Washington"	6,575.57	1,541.24	2,916.68	5,200.13	.....	5,200.13
08P	State Parks Education and Enhancement	389,917.34	7,151.51	6,580.14	390,488.71	.....	390,488.71
08V	Veterans Stewardship	1,056,487.65	14,723.14	62,312.89	1,008,897.90	350.48	1,009,248.38
08W	"Washington's National Park Fund"	32,526.62	14,359.82	28,387.39	18,499.05	.....	18,499.05
098	Eastern Washington Pheasant Enhancement	2,675.19	2,766.37	2,698.87	2,742.69	.....	2,742.69
09A	We Love Our Pets	12,623.25	2,512.28	5,086.68	10,048.85	.....	10,048.85
09B	Boating Safety Education Certification	888,864.29	4,550.01	9,897.15	883,517.15	475.00	883,992.15
09J	Washington Coastal Crab Pot Buoy Tag	190,522.10	1,250.00	4,188.12	187,583.98	.....	187,583.98

# RECEIPTS & DISBURSEMENTS FOR TREASURER'S TRUST FUNDS

		February 1, 2025	February 2025		February 28, 2025		
		Beginning Book Balance	Plus Receipts	Less Disbursements	Ending Book Balance	Outstanding Warrants	Ending Cash Balance
<b>SPECIAL REVENUE FUNDS (Continued)</b>							
09K	Life Sciences Discovery	\$ 174,007.01	\$ 510.73	\$ .....	\$ 174,517.74	\$ .....	\$ 174,517.74
09L	Nursing Resource Center	442,309.83	74,631.00	137,700.40	379,240.43	16.00	379,256.43
10F	"Share the Road"	16,761.73	2,959.07	6,055.02	13,665.78	.....	13,665.78
11A	Employment Training Finance	341,652.68	4,591.21	14,382.00	331,861.89	.....	331,861.89
11J	Electronic Products Recycling	1,437,051.54	11,453.00	14,279.19	1,434,225.35	.....	1,434,225.35
11P	Large On-Site Sewage Systems	.....	.....	.....	.....	.....	.....
11V	Veteran Estate Management	(62,138.77)	38,719.55	36,728.41	(60,147.63)	151.41	(59,996.22)
126	Agricultural Local	39,756,592.81	3,409,268.27	3,694,416.62	39,471,444.46	92,183.56	39,563,628.02
128	Grain Inspection Revolving	2,882,290.51	2,155,800.41	1,348,645.26	3,689,445.66	683.60	3,690,129.26
12E	Assisted Living Facility Management	985,272.00	.....	(15,128.39)	1,000,400.39	.....	1,000,400.39
12F	Manufactured/Mobile Home Dispute Resol	2,007,574.56	36,612.75	69,950.68	1,974,236.63	.....	1,974,236.63
12G	Rockfish Research	276,991.07	2,628.84	4,328.70	275,291.21	.....	275,291.21
12H	Uniformed Service Shared Leave Pool	978,127.44	.....	15,595.44	962,532.00	.....	962,532.00
12N	Get Ready For Math & Science Schlarshp	357,464.24	2,715.89	.....	360,180.13	.....	360,180.13
133	Children's Trust	398,180.04	2,641.84	877.23	399,944.65	130.00	400,074.65
14E	Washington State Library Operations	4,778,729.72	820,818.10	678,208.46	4,921,339.36	3,403.02	4,924,742.38
14W	Reduced Cigarette Ignition Propensity	953,572.56	9,026.09	2,980.81	959,617.84	82.50	959,700.34
15T	Broadband Mapping	.....	.....	.....	.....	.....	.....
15V	Funeral and Cemetery	1,142,631.13	289,431.22	77,919.67	1,354,142.68	1,104.23	1,355,246.91
15W	Guaranteed Asset Protection Waiver	19,750.00	.....	.....	19,750.00	.....	19,750.00
163	Worker and Community Right to Know	5,070,555.74	47,351.35	300,007.37	4,817,899.72	641.04	4,818,540.76
169	Horse Racing Commission Operating	1,505,105.02	128,214.92	77,224.13	1,556,095.81	85.95	1,556,181.76
16B	Landscape Architects' License	476,450.54	28,127.00	28,245.49	476,332.05	.....	476,332.05
16E	Spec Forest Products Outreach/Education	76,759.26	40.19	.....	76,799.45	.....	76,799.45
16G	Universal Vaccine Purchase	9,896,362.45	8,630,602.41	15,481,314.62	3,045,650.24	907,442.00	3,953,092.24
16L	Accessible Communities	1,170,856.38	23,050.43	29,900.78	1,164,006.03	.....	1,164,006.03
16N	Disabled Veterans Assistance	1,625.00	.....	.....	1,625.00	.....	1,625.00
16T	Mercury-Containing Light Product Stewardship Programs	319,048.05	.....	904.22	318,143.83	.....	318,143.83
17L	Foreclosure Fairness	1,096,889.83	140,750.00	22,143.48	1,215,496.35	425.84	1,215,922.19
17M	Individual-Based/Portable Background Check Clearance	(161,506.04)	.....	43,637.00	(205,143.04)	.....	(205,143.04)
17V	Volunteer Firefighters	5,362.01	1,265.79	2,370.68	4,257.12	.....	4,257.12
180	Local Government Administrative Hearings	213,094.90	.....	4,178.00	208,916.90	.....	208,916.90
189	Clarke-McNary	.....	.....	.....	.....	.....	.....

# RECEIPTS & DISBURSEMENTS FOR TREASURER'S TRUST FUNDS

		February 1, 2025		February 2025		February 28, 2025	
		Beginning Book Balance	Plus Receipts	Less Disbursements	Ending Book Balance	Outstanding Warrants	Ending Cash Balance
<b>SPECIAL REVENUE FUNDS (Continued)</b>							
18A	Investing In Innovation	\$ .....	\$ .....	\$ .....	\$ .....	\$ .....	\$ .....
18E	Educator Certification Processing	4,586,537.56	212,690.95	259,315.26	4,539,913.25	49,150.49	4,589,063.74
18M	Music Matters Awareness	7,618.34	2,868.25	5,938.35	4,548.24	.....	4,548.24
18N	Damage Prevention	145,224.53	6,900.00	5,370.45	146,754.08	670.00	147,424.08
18R	Seattle Sounders FC	5,878.17	2,034.59	3,488.83	4,423.93	.....	4,423.93
190	Forest Fire Protection Assessment	6,931,990.18	7,711.57	375,413.73	6,564,288.02	3,168.72	6,567,456.74
193	State Forest Nursery Revolving	2,343,965.34	804.48	376,791.49	1,967,978.33	22,484.80	1,990,463.13
195	Energy	0.21	.....	.....	0.21	.....	0.21
197	Statute Law Committee Publications	873,707.66	264.62	2,783.90	871,188.38	18.47	871,206.85
198	Access Road Revolving	4,939,823.77	8,368.76	(190,734.94)	5,138,927.47	4,122.04	5,143,049.51
19B	School for the Blind	2,542,599.38	(151,116.10)	286,371.94	2,105,111.34	3,874.16	2,108,985.50
19E	4-H Program	333.67	280.00	361.67	252.00	.....	252.00
19F	Seattle Seahawks	45,933.06	11,847.29	20,221.25	37,559.10	.....	37,559.10
19H	Center for Deaf/Hard of Hearing Youth	2,578,962.33	105,672.15	(19,614.88)	2,704,249.36	49.60	2,704,298.96
19M	Seattle University	15,217.86	252.00	639.34	14,830.52	.....	14,830.52
19P	Child Rescue	143,214.69	508.50	.....	143,723.19	.....	143,723.19
19R	Residential Services and Support	82,233.16	.....	18,530.17	63,702.99	.....	63,702.99
19W	Wolf-Livestock Conflict	196,393.86	.....	4,259.90	192,133.96	.....	192,133.96
205	Mobile Home Park Relocation	5,474,456.76	88,901.68	36,732.42	5,526,626.02	213.38	5,526,839.40
206	Cost of Supervision	.....	.....	.....	.....	.....	.....
209	Regional Fisheries Enhancement Group	1,060,176.73	61,299.06	54,696.21	1,066,779.58	0.47	1,066,780.05
20A	State Flower	2,891.01	1,563.92	2,380.01	2,074.92	.....	2,074.92
20D	CPA Scholarship Transfer	70,000.00	.....	.....	70,000.00	.....	70,000.00
20E	WA Internet Crimes Against Children	1,468,872.42	.....	.....	1,468,872.42	.....	1,468,872.42
20G	Washington Farmers and Ranchers	564.67	168.00	392.00	340.67	.....	340.67
20P	Nursing Facility Quality Enhancement	6,847,743.25	.....	.....	6,847,743.25	.....	6,847,743.25
20W	Washington Tennis	16,878.12	140.00	.....	17,018.12	.....	17,018.12
210	Fire Protection Contractor License	1,797,322.47	89,011.74	67,186.96	1,819,147.25	323.75	1,819,471.00
213	Veterans' Emblem	30,760.43	104.53	.....	30,864.96	.....	30,864.96
214	Temporary Worker Housing	267,424.39	12,878.00	20,835.49	259,466.90	.....	259,466.90
219	Air Operating Permit	3,123,205.46	1,333,163.00	213,385.18	4,242,983.28	.....	4,242,983.28
21A	Washington State Wrestling	588.00	359.19	532.00	415.19	.....	415.19
21F	Fred Hutch	770.00	294.34	770.00	294.34	.....	294.34
21G	Washington State Aviation	103,791.26	2,759.60	.....	106,550.86	.....	106,550.86

# RECEIPTS & DISBURSEMENTS FOR TREASURER'S TRUST FUNDS

		February 1, 2025	February 2025		February 28, 2025		
		Beginning Book Balance	Plus Receipts	Less Disbursements	Ending Book Balance	Outstanding Warrants	Ending Cash Balance
<b>SPECIAL REVENUE FUNDS (Continued)</b>							
21N	NE WA Wolf-Livestock Management	\$ 485,138.33	\$ 1,474.99	\$ 10,947.18	\$ 475,666.14	\$ 7,906.26	\$ 483,572.40
21Q	Forest Health Revolving	22,793,043.11	72,470.40	369,133.04	22,496,380.47	23,581.74	22,519,962.21
21U	Veteran's In-State Service Shared Leave Pool	300,259.11	.....	5,872.51	294,386.60	.....	294,386.60
21W	K-12 Criminal Background Check	1,336,847.44	191,850.00	185,510.39	1,343,187.05	50.00	1,343,237.05
225	Fingerprint Identification	6,824,898.79	1,054,539.50	940,131.55	6,939,306.74	6,279.47	6,945,586.21
22G	Photovoltaic Module Recycling	14,238.87	.....	.....	14,238.87	.....	14,238.87
22H	Foster Parent Shared Leave Pool	382,426.85	.....	(8,453.92)	390,880.77	.....	390,880.77
22K	Watershed Restoration Enhancement	1,189,450.00	.....	.....	1,189,450.00	.....	1,189,450.00
22L	Public Use General Aviation Airport Loan Revolving	5,412,243.07	16,282.21	595,621.01	4,832,904.27	.....	4,832,904.27
22N	Fish and Wildlife Federal Lands Revolving	(0.01)	0.01	.....	.....	.....	.....
22P	Natural Resources Federal Lands Revolving	11,945,945.38	39,223.54	(149,899.13)	12,135,068.05	.....	12,135,068.05
22Q	Seattle Mariners	3,242.08	.....	.....	3,242.08	.....	3,242.08
23A	Student Loan Advocate	767,435.36	.....	15,027.39	752,407.97	42.96	752,450.93
23C	Department of Licensing Tuition Recovery	160,305.87	3,062.85	.....	163,368.72	.....	163,368.72
23D	Student Achievement Council Tuition Recovery Trust	633,125.02	858.29	.....	633,983.31	.....	633,983.31
23K	Smoke Detection Device Awareness	.....	.....	.....	.....	.....	.....
23M	County Road Administration Board Emergency Loan	2,418,207.69	7,095.50	.....	2,425,303.19	.....	2,425,303.19
24C	San Juan Islands Programs	4,974.68	2,972.39	5,170.68	2,776.39	.....	2,776.39
24D	Seattle Storm	.....	.....	.....	.....	.....	.....
24E	Washington State Library-Archives Building	21,871,401.21	998,903.16	378,139.82	22,492,164.55	.....	22,492,164.55
24G	Hemp Regulatory	309,944.84	2,414.10	.....	312,358.94	74.26	312,433.20
24R	Energy Independence Act Special	.....	.....	.....	.....	.....	.....
24S	Seattle NHL Hockey	3,287.37	1,621.22	3,392.37	1,516.22	.....	1,516.22
24T	State Firearms Background Check System	3,397,190.30	384,192.00	448,529.69	3,332,852.61	.....	3,332,852.61
259	Coastal Crab	125,233.90	860.00	1,656.75	124,437.15	.....	124,437.15
25A	Washington Apples	2,212.00	1,614.25	4,841.67	(1,015.42)	4,841.67	3,826.25
25R	Recycled Content	553,628.94	2,155.90	26,474.32	529,310.52	4.68	529,315.20
25S	Recycling Enhancing	398,805.58	2,118.63	.....	400,924.21	.....	400,924.21
25V	Washington State Attorney General Charitable Asset Protection	1,134,207.45	74,978.50	42,983.29	1,166,202.66	270.00	1,166,472.66
26G	Energy Facility Site Eval Council	(540,002.19)	1,339,604.96	494,827.49	304,775.28	.....	304,775.28
26J	WA State Leadership Board Spec Lic Plate	498,856.13	6,723.63	.....	505,579.76	.....	505,579.76
26S	Patches Pal License Plate	954.33	1,003.66	1,008.00	949.99	1,008.00	1,957.99

# RECEIPTS & DISBURSEMENTS FOR TREASURER'S TRUST FUNDS

		February 1, 2025	February 2025		February 28, 2025		
		Beginning Book Balance	Plus Receipts	Less Disbursements	Ending Book Balance	Outstanding Warrants	Ending Cash Balance
<b>SPECIAL REVENUE FUNDS (Continued)</b>							
274	Adult Family Home	\$ 481,039.33	\$ .....	\$ 1,753.04	\$ 479,286.29	\$ 368.75	\$ 479,655.04
27D	Driver Resource Center	1,535,097.03	16,336.20	996,994.35	554,438.88	.....	554,438.88
27N	Washington Wine License Plate	6,356.00	552.92	700.00	6,208.92	700.00	6,908.92
27R	Medication for People Living with HIV Rebate Revenue	63,708,756.39	6,840,768.70	3,218,011.67	67,331,513.42	83,923.28	67,415,436.70
27S	Child Sexual Abuse/Trafficking Prevention	.....	.....	.....	.....	.....	.....
27U	Fire Protection Compliance	.....	.....	.....	.....	.....	.....
27V	WA State Attorney General Humane Detention	.....	.....	.....	.....	.....	.....
281	Impaired Driving Safety	(310,122.15)	80,330.83	.....	(229,791.32)	47.25	(229,744.07)
283	Juvenile Accountability Incentive	338,809.26	994.42	.....	339,803.68	.....	339,803.68
28C	Responsible Battery Management	.....	.....	.....	.....	.....	.....
28D	Down Payment Assitstance	.....	.....	.....	.....	.....	.....
28H	Homeowner Recovery	233,084.27	31,459.68	.....	264,543.95	.....	264,543.95
28L	WA State Eastern WA Cultural Land Feature	.....	.....	.....	.....	.....	.....
28P	Fallen Firefighter Memorial	.....	.....	.....	.....	.....	.....
28W	Fern Lodge Maintenance	.....	.....	.....	.....	.....	.....
297	Pipeline Safety	3,696,694.65	32,339.44	263,006.52	3,466,027.57	153.16	3,466,180.73
298	Geologists'	510,330.15	34,276.00	27,428.78	517,177.37	270.00	517,447.37
300	Financial Services Regulation	36,024,476.40	5,410,874.28	3,508,213.44	37,927,137.24	11,079.20	37,938,216.44
320	Puget Sound Crab Pot Buoy Tag	24,420.48	.....	200.00	24,220.48	.....	24,220.48
328	Crim Justice Training Commis Firing Range Maintenance	213,403.00	.....	.....	213,403.00	.....	213,403.00
416	Surplus and Donated Food Commodities Revolving	2,375,915.41	1,204,464.45	1,493,248.12	2,087,131.74	233,032.36	2,320,164.10
424	Anti-Trust Revolving	385,888.34	6,000,367.28	3,397,704.28	2,988,551.34	4,775.93	2,993,327.27
474	School Employees Flexible & Dependent Care Administration	57,767.56	59,318.00	33,396.99	83,688.57	.....	83,688.57
480	Financial Education Public-Private Partnership	151,041.17	.....	.....	151,041.17	.....	151,041.17
485	Horse Racing Owners' Bonus/Breeder Awards	146,027.68	11,658.31	12,034.86	145,651.13	15,530.06	161,181.19
495	Toll Collection	19,946,340.09	19,668,240.84	20,038,298.72	19,576,282.21	74,525.39	19,650,807.60
496	Educator Conditional Scholarship	4,871,390.07	28,310.04	649,585.37	4,250,114.74	15,000.00	4,265,114.74
497	Horse Racing Commission Class C Purse Fund	315,436.81	3,761.82	.....	319,198.63	.....	319,198.63
498	Washington State Council of Fire Fighters Benevolent	17,342.10	6,107.37	12,026.07	11,423.40	.....	11,423.40
499	Law Enforcement Memorial	51,688.79	14,960.31	26,894.07	39,755.03	.....	39,755.03
501	Liquor Revolving	50,280,485.56	4,956,434.63	4,499,008.88	50,737,911.31	351,447.20	51,089,358.51

# RECEIPTS & DISBURSEMENTS FOR TREASURER'S TRUST FUNDS

		February 1, 2025		February 2025		February 28, 2025		
		Beginning		Plus	Less	Ending	Outstanding	Ending
		Book Balance		Receipts	Disbursements	Book Balance	Warrants	Cash Balance
SPECIAL REVENUE FUNDS (Continued)								
503	Tuition Recovery	\$ 4,875,297.32	\$	45,385.57	\$ 4,675.58	\$ 4,916,007.31	\$ .....	\$ 4,916,007.31
515	DNA Data Base	647,722.19		6,888.03	(41,561.15)	696,171.37	177.40	696,348.77
516	Fruit and Vegetable Inspection	8,981,002.02		1,426,432.89	1,472,275.53	8,935,159.38	65,052.51	9,000,211.89
536	Federal Food Service Revolving	2,450,513.49		4,218,630.89	4,251,040.73	2,418,103.65	168,590.92	2,586,694.57
553	Performance Audits of Government	17,257,600.87		1,803,290.08	2,451,733.25	16,609,157.70	3,141.01	16,612,298.71
561	Community Technical College Innovation	2,832,301.76		1,840,062.63	712,651.74	3,959,712.65	.....	3,959,712.65
687	Rural Rehabilitation	22,147.52		65.00	.....	22,212.52	.....	22,212.52
688	Federal Local Rail Service Assistance	88,603.64		220.12	.....	88,823.76	.....	88,823.76
731	Child Care Facility Revolving	80,908.64		237.48	.....	81,146.12	.....	81,146.12
732	Nursing Home Civil Penalties	4,486,170.76		.....	(79,962.50)	4,566,133.26	.....	4,566,133.26
746	Hanford Area Economic Investment	21,913.88		1,911.15	13.38	23,811.65	151.30	23,962.95
749	Governor's Interagency Committee of State Employed Women	162,556.09		.....	712.50	161,843.59	.....	161,843.59
761	Basic Health Plan Subscription	250,744.09		.....	.....	250,744.09	.....	250,744.09
763	Center for the Improvement of Student Learning	35,600.68		.....	.....	35,600.68	.....	35,600.68
773	Commission on Higher Ed Prof Student Ex Program	51,200.00		.....	.....	51,200.00	.....	51,200.00
774	University of Washington License Plate	23,562.11		13,876.87	.....	37,438.98	.....	37,438.98
776	Washington State University License Plate	112,411.11		29,022.57	112,411.11	29,022.57	.....	29,022.57
778	Western Washington University License Plate	499.34		639.34	998.68	140.00	.....	140.00
779	Eastern Washington University License Plate	143,277.49		2,367.69	.....	145,645.18	.....	145,645.18
780	School Zone Safety Account	1,641,945.75		22,113.48	1,578.37	1,662,480.86	.....	1,662,480.86
783	Central Washington University License Plate	31,488.45		693.97	.....	32,182.42	.....	32,182.42
784	Miscellaneous Transportation Programs	(29,492,361.83)		60,376,582.65	56,825,524.75	(25,941,303.93)	2,497,239.18	(23,444,064.75)
786	The Evergreen State College License Plate	11,676.02		529.67	.....	12,205.69	.....	12,205.69
789	Advanced Environmental Mitigation Revolving	1,634,843.01		4,744.69	.....	1,639,587.70	.....	1,639,587.70
816	Stadium and Exhibition Center	1,022,016.25		599,942.57	249,491.91	1,372,466.91	.....	1,372,466.91
821	Impaired Physician	542,475.23		248,385.00	.....	790,860.23	200.00	791,060.23
823	Livestock Nutrient Management	38,283.76		350.00	.....	38,633.76	.....	38,633.76
833	Developmental Disabilities Endowment Trust	4,481,512.74		407,393.34	.....	4,888,906.08	.....	4,888,906.08
834	Capitol Furnishings Preservation Committee	64,076.48		.....	.....	64,076.48	.....	64,076.48
878	Federal Forest Revolving	14,386.26		42.22	.....	14,428.48	.....	14,428.48
880	Advance Right-of-Way Revolving	19,936,084.94		1,058,296.33	37,566.89	20,956,814.38	.....	20,956,814.38
884	Gambling Revolving	21,168,799.37		2,610,897.33	1,515,007.70	22,264,689.00	28,290.39	22,292,979.39
885	Plumbing Certificate	1,674,893.13		166,149.77	155,430.00	1,685,612.90	5,078.04	1,690,690.94

# RECEIPTS & DISBURSEMENTS FOR TREASURER'S TRUST FUNDS

		February 1, 2025	February 2025		February 28, 2025		
		Beginning Book Balance	Plus Receipts	Less Disbursements	Ending Book Balance	Outstanding Warrants	Ending Cash Balance
<b>SPECIAL REVENUE FUNDS (Continued)</b>							
892	Pressure Systems Safety	\$ 1,424,609.89	\$ 245,321.60	\$ 216,429.10	\$ 1,453,502.39	\$ 2,057.44	\$ 1,455,559.83
<b>TOTAL SPECIAL REVENUE FUNDS</b>		\$ 478,658,956.82	\$ 141,818,417.33	\$ 133,283,492.63	\$ 487,193,881.52	\$ 4,713,715.09	\$ 491,907,596.61
<b>CAPITAL PROJECTS FUNDS</b>							
366	Watershed Restoration Enhancement Bond	\$ 4,896,584.70	\$ 4,998,675.44	\$ 437,694.86	\$ 9,457,565.28	\$ .....	\$ 9,457,565.28
377	Watershed Restoration Enhancement Taxable Bond	.....	.....	.....	.....	.....	.....
<b>TOTAL CAPITAL PROJECTS FUNDS</b>		\$ 4,896,584.70	\$ 4,998,675.44	\$ 437,694.86	\$ 9,457,565.28	\$ .....	\$ 9,457,565.28
<b>PERMANENT FUNDS</b>							
842	American Indian Scholarship Endowment	\$ 298,405.51	\$ 875.15	\$ .....	\$ 299,280.66	\$ .....	\$ 299,280.66
852	Foster Care Scholarship Endowment	4,201.77	12.34	.....	4,214.11	.....	4,214.11
<b>TOTAL PERMANENT FUNDS</b>		\$ 302,607.28	\$ 887.49	\$ .....	\$ 303,494.77	\$ .....	\$ 303,494.77
<b>ENTERPRISE FUNDS</b>							
22E	Family and Medical Leave Enforcement	\$ 454,404.55	\$ 2,675.81	\$ .....	\$ 457,080.36	\$ .....	\$ 457,080.36
22F	Family and Medical Leave Insurance	50,176,229.39	265,846,580.61	169,188,766.84	146,834,043.16	873,286.49	147,707,329.65
413	Municipal Revolving	10,252,701.57	2,696,566.35	3,755,381.66	9,193,886.26	3,807.43	9,197,693.69
438	Uniform Dental Plan Benefits Administration	1,130,993.89	697,901.00	633,104.64	1,195,790.25	.....	1,195,790.25
439	Uniform Medical Plan Benefits Administration	4,481,143.64	5,906,669.00	5,943,521.36	4,444,291.28	.....	4,444,291.28
442	Legislative Gift Center	279,861.00	50,675.89	23,943.36	306,593.53	2,179.03	308,772.56
445	Self-Insured Empl'r Overpymt Reimb	1,871,039.65	58,117.71	.....	1,929,157.36	.....	1,929,157.36
446	Industrial Insurance Rainy Day Fund	.....	.....	.....	.....	.....	.....
449	Certificates of Participation and Other Financing - Local	441,314.72	4,883,037.11	4,875,008.10	449,343.73	.....	449,343.73
456	Separately Managed State Treasurer's Service	259,425.69	21,887.68	13,878.42	267,434.95	.....	267,434.95
470	Imaging	127,643.53	105,989.63	52,316.99	181,316.17	.....	181,316.17
473	School Employees Insurance Reserve	80,143,534.31	3,182,230.00	.....	83,325,764.31	.....	83,325,764.31
475	School Employees Dental Benefits Administration	995,665.20	.....	469,670.85	525,994.35	.....	525,994.35
493	School Employees' Insurance	(19,205,515.81)	172,387,418.71	182,567,312.73	(29,385,409.83)	329,339.94	(29,056,069.89)
494	School Employees' Benefits Board Administration	4,092,569.86	569,115.64	2,323,394.81	2,338,290.69	.....	2,338,290.69
543	Judicial Information Systems	17,241,612.52	1,059,475.83	3,320,862.71	14,980,225.64	4,689.87	14,984,915.51
544	Pollution Liability Insurance Program Trust	80,952,415.32	2,864,993.87	1,138,518.31	82,678,890.88	340.83	82,679,231.71
545	Heating Oil Pollution Liability Trust	1,730,873.40	102,840.85	90,525.90	1,743,188.35	92.12	1,743,280.47



# RECEIPTS & DISBURSEMENTS FOR TREASURER'S TRUST FUNDS

		February 1, 2025	February 2025		February 28, 2025		
		Beginning Book Balance	Plus Receipts	Less Disbursements	Ending Book Balance	Outstanding Warrants	Ending Cash Balance
<b>ENTERPRISE FUNDS (Continued)</b>							
567	Long-Term Services and Supports Trust	\$ 108,743,615.28	\$ 280,945,244.66	\$ 351,397,424.00	\$ 38,291,435.94	\$ 812,494.36	\$ 39,103,930.30
721	Public Employees' and Retirees' Insurance	192,918,363.03	278,250,931.60	276,748,940.02	194,420,354.61	2,952,103.24	197,372,457.85
730	Public Employees' and Retirees' Insurance Reserve	170,794,144.19	303,291.73	.....	171,097,435.92	.....	171,097,435.92
788	Advanced College Tuition Payment Program	7,262,303.61	9,114,753.78	12,461,588.85	3,915,468.54	1,494,414.58	5,409,883.12
<b>TOTAL ENTERPRISE FUNDS</b>		<b>\$ 715,144,338.54</b>	<b>\$ 1,029,050,397.46</b>	<b>\$ 1,015,004,159.55</b>	<b>\$ 729,190,576.45</b>	<b>\$ 6,472,747.89</b>	<b>\$ 735,663,324.34</b>
<b>INTERNAL SERVICE FUNDS</b>							
411	Natural Resources Equipment	\$ 23,781,086.03	\$ 21,775.28	\$ 422,970.45	\$ 23,379,890.86	\$ 35,333.08	\$ 23,415,223.94
421	Education Technology Revolving Fund	13,401,353.89	4,200,940.83	160,103.95	17,442,190.77	6,526.81	17,448,717.58
422	General Administration Services	73,415,322.98	56,065,018.37	19,510,798.46	109,969,542.89	139,042.09	110,108,584.98
436	OFM Labor Relations Service	3,856,831.44	459,638.29	533,844.54	3,782,625.19	.....	3,782,625.19
444	Fish & Wildlife Equipment	329,724.30	92,232.68	196,756.51	225,200.47	601.55	225,802.02
453	Minority and Women's Business Enterprises	2,997,941.25	108,689.35	262,430.87	2,844,199.73	1.14	2,844,200.87
458	Washington Technology Solutions Revolving	(17,384,827.20)	19,518,406.64	13,219,750.74	(11,086,171.30)	493,385.51	(10,592,785.79)
466	Statewide Info Tech System Development Revolving	67,566,712.94	10,313,142.03	5,768,186.40	72,111,668.57	12.65	72,111,681.22
471	State Patrol Nonappropriated Airplane Revolving	372,365.38	5,377.76	32,503.82	345,239.32	.....	345,239.32
472	Statewide Info Tech System Maintenance & Operations Revolving	11,231,610.62	5,474,677.18	4,144,418.87	12,561,868.93	.....	12,561,868.93
546	Risk Management	(1,157,504.75)	1,991,865.33	343,989.67	490,370.91	.....	490,370.91
547	Liability	(374,421,665.40)	10,543.29	65,174,831.98	(439,585,954.09)	35,628,660.66	(403,957,293.43)
739	Certificates of Participation and Other Financing - State	670,244.30	56,465,527.90	56,252,601.53	883,170.67	.....	883,170.67
<b>TOTAL INTERNAL SERVICE FUNDS</b>		<b>\$ (195,340,804.22)</b>	<b>\$ 154,727,834.93</b>	<b>\$ 166,023,187.79</b>	<b>\$ (206,636,157.08)</b>	<b>\$ 36,303,563.49</b>	<b>\$ (170,332,593.59)</b>
<b>PRIVATE PURPOSE FUNDS</b>							
196	Unclaimed Personal Property	\$ 1,244,720.26	\$ 9,134,670.00	\$ 9,906,515.67	\$ 472,874.59	\$ 10,098,241.04	\$ 10,571,115.63
463	WA College Savings Program	(661,101.35)	56,584.75	93,484.14	(698,000.74)	506.20	(697,494.54)
738	Department of Social and Health Services Trust	53,654.52	.....	.....	53,654.52	.....	53,654.52
799	WA Achieving a Better Life Experience Program	236,542.46	637.00	.....	237,179.46	.....	237,179.46
<b>TOTAL PRIVATE PURPOSE FUNDS</b>		<b>\$ 873,815.89</b>	<b>\$ 9,191,891.75</b>	<b>\$ 9,999,999.81</b>	<b>\$ 65,707.83</b>	<b>\$ 10,098,747.24</b>	<b>\$ 10,164,455.07</b>
<b>PENSION TRUST FUNDS</b>							
838	LEOFF Retirement System Benefits Improvement	\$ .....	\$ .....	\$ .....	\$ .....	\$ .....	\$ .....

# RECEIPTS & DISBURSEMENTS FOR TREASURER'S TRUST FUNDS

		February 1, 2025	February 2025		February 28, 2025		
		Beginning Book Balance	Plus Receipts	Less Disbursements	Ending Book Balance	Outstanding Warrants	Ending Cash Balance
<b>TOTAL PENSION TRUST FUNDS</b>		\$ .....	\$ .....	\$ .....	\$ .....	\$ .....	\$ .....
<b>CUSTODIAL FUNDS</b>							
165	Salary Reduction	\$ 9,127,881.68	\$ 4,680,747.19	\$ 5,966,948.69	\$ 7,841,680.18	\$ .....	\$ 7,841,680.18
16C	Real Estate/Property Tax Admin Assistance	36,145.00	34,990.00	36,145.00	34,990.00	.....	34,990.00
17A	County 911 Excise Tax	7,217,677.53	.....	119,470.61	7,098,206.92	.....	7,098,206.92
525	Washington State Combined Fund Drive	424,410.58	354,454.45	80,513.05	698,351.98	105,170.00	803,521.98
660	Natural Resources Deposit	47,108,794.62	50,779,729.71	53,090,461.82	44,798,062.51	41,282.98	44,839,345.49
734	Centennial Document Preservation and Modernization	1,237,046.67	154,421.24	.....	1,391,467.91	.....	1,391,467.91
737	High Occupancy Vehicle	.....	.....	.....	.....	.....	.....
757	Maritime Historic Restoration and Preservation	4,572.88	245.27	.....	4,818.15	.....	4,818.15
797	Local Tourism Promotion	1,590,528.20	.....	(314,239.24)	1,904,767.44	.....	1,904,767.44
802	School Employees Salary Reduction	475,414.26	2,357,615.66	3,029,024.40	(195,994.48)	.....	(195,994.48)
<b>TOTAL CUSTODIAL FUNDS</b>		\$ 67,222,471.42	\$ 58,362,203.52	\$ 62,008,324.33	\$ 63,576,350.61	\$ 146,452.98	\$ 63,722,803.59
<b>TOTAL TREASURER'S TRUST FUNDS</b>		\$ 1,203,996,119.33	\$ 1,493,478,710.97	\$ 1,497,139,710.39	\$ 1,200,335,119.91	\$ 59,184,946.79	\$ 1,259,520,066.70

NOTE: Funds with zero balances that are scheduled to become inactive may no longer appear on this report.

# INVESTMENT STATEMENT

Fund / Account	February 1, 2025	Purchased	Maturities & Sales	Amortization	February 28, 2025
<b>Treasury &amp; Treasurer's Trust</b>					
Investments (trade date basis)	\$ 14,930,776,027.66	\$ 4,163,920,549.22	\$ 5,152,514,625.42	\$ 7,852,205.03	\$ 13,950,034,156.49
Reverse Repurchase Agreements	.....	.....	.....	.....	.....
Purchased Accrued Interest	1,328,958.58	7,009.67	491,798.84	.....	844,169.41
<b>Total Treasury &amp; Treasurer's Trust</b>	<b>\$ 14,932,104,986.24</b>	<b>\$ 4,163,927,558.89</b>	<b>\$ 5,153,006,424.26</b>	<b>\$ 7,852,205.03</b>	<b>\$ 13,950,878,325.90</b>
<b>Local Government Investment Pool</b>					
Investments (trade date basis)	\$ 24,631,542,861.38	\$ 117,396,714,780.06	\$ 117,606,000,000.00	\$ 26,791,243.66	\$ 24,449,048,885.10
Reverse Repurchase Agreements	.....	.....	.....	.....	.....
Purchased Accrued Interest	.....	.....	.....	.....	.....
<b>Total Local Government Investment Pool</b>	<b>\$ 24,631,542,861.38</b>	<b>\$ 117,396,714,780.06</b>	<b>\$ 117,606,000,000.00</b>	<b>\$ 26,791,243.66</b>	<b>\$ 24,449,048,885.10</b>
<b>Separately Managed Accounts</b>					
Investments (trade date basis)	\$ 1,139,615,139.22	\$ 53,910,276.54	\$ 40,450,983.41	\$ 716,627.00	\$ 1,153,791,059.35
Purchased Accrued Interest	164,647.54	98,256.61	100,020.92	.....	162,883.23
<b>Total Separately Managed Accounts</b>	<b>\$ 1,139,779,786.76</b>	<b>\$ 54,008,533.15</b>	<b>\$ 40,551,004.33</b>	<b>\$ 716,627.00</b>	<b>\$ 1,153,953,942.58</b>
<b>Total All Accounts</b>	<b>\$ 40,703,427,634.38</b>	<b>\$ 121,614,650,872.10</b>	<b>\$ 122,799,557,428.59</b>	<b>\$ 35,360,075.69</b>	<b>\$ 39,553,881,153.58</b>

## INVESTMENT INTEREST INCOME & CAPITAL GAINS

Fund / Account	February 2025	February 2024	Fiscal Year 2025	Fiscal Year 2024
<b>Treasury &amp; Treasurer's Trust</b>				
Cash	\$ 43,687,889.96	\$ 48,341,949.12	\$ 393,599,359.52	\$ 352,964,775.42
Custody Bank Fees	.....	.....	(79,873.48)	(92,668.26)
Other Bank Fees	(2,425.48)	(105.85)	(20,902.91)	(17,808.57)
Amortization	7,852,205.03	7,939,356.60	69,786,876.80	94,109,999.52
Accrued Interest	(6,677,575.80)	3,653,565.45	(44,327,300.89)	21,109,953.35
Gains and Losses	(235,414.68)	50,268.23	241,506.59	150,646.46
<b>Total Treasury &amp; Treasurer's Trust</b>	<b>\$ 44,624,679.03</b>	<b>\$ 59,985,033.55</b>	<b>\$ 419,199,665.63</b>	<b>\$ 468,224,897.92</b>
<b>Local Government Investment Pool</b>				
Cash	\$ 68,991,980.89	\$ 70,704,765.72	\$ 588,220,675.45	\$ 567,926,873.04
Amortization	26,791,243.66	27,658,245.73	275,322,935.57	278,188,546.21
Accrued Interest	(10,733,605.48)	3,539,917.81	(27,695,126.39)	(2,048,014.00)
Gains and Losses	.....	1,146.03	403,308.13	42,665.31
<b>Total Local Government Investment Pool</b>	<b>\$ 85,049,619.07</b>	<b>\$ 101,904,075.29</b>	<b>\$ 836,251,792.76</b>	<b>\$ 844,110,070.56</b>
<b>Separately Managed Accounts</b>				
Cash	\$ 3,457,528.82	\$ 2,247,247.73	\$ 19,534,590.97	\$ 14,100,065.10
Amortization	716,627.00	529,775.31	5,660,449.47	3,569,475.15
Accrued Interest	(1,073,109.32)	(185,295.69)	(1,158,811.78)	911,388.61
Gains and Losses	.....	39,101.56	2,265.60	39,101.56
<b>Total Separately Managed Accounts</b>	<b>\$ 3,101,046.50</b>	<b>\$ 2,630,828.91</b>	<b>\$ 24,038,494.26</b>	<b>\$ 18,620,030.42</b>
<b>Total All Accounts</b>	<b>\$ 132,775,344.60</b>	<b>\$ 164,519,937.75</b>	<b>\$ 1,279,489,952.65</b>	<b>\$ 1,330,954,998.90</b>



**MIKE PELLICCIOTTI  
STATE TREASURER  
PO BOX 40200  
OLYMPIA WA 98504-0200**

---

