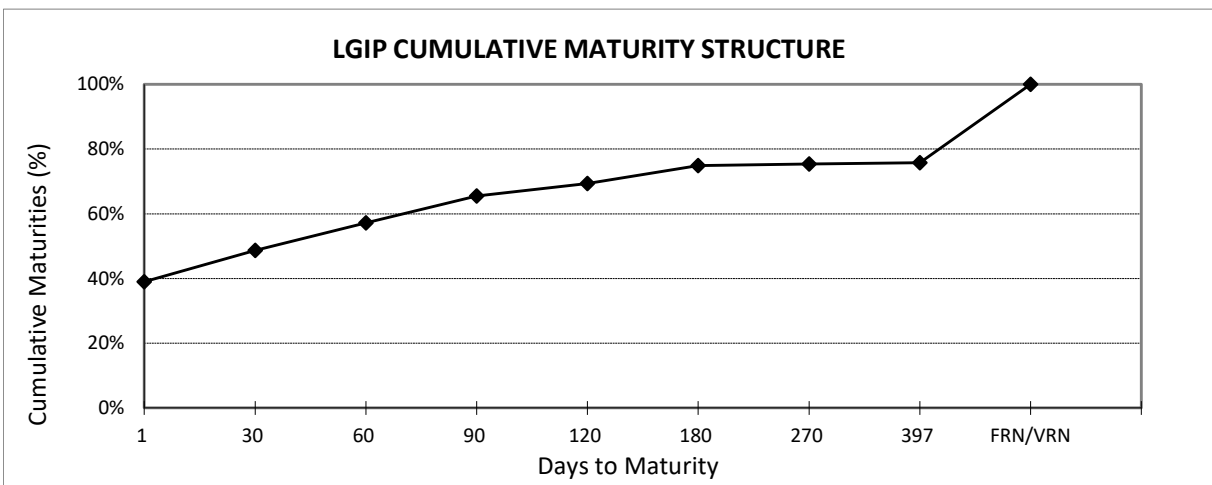
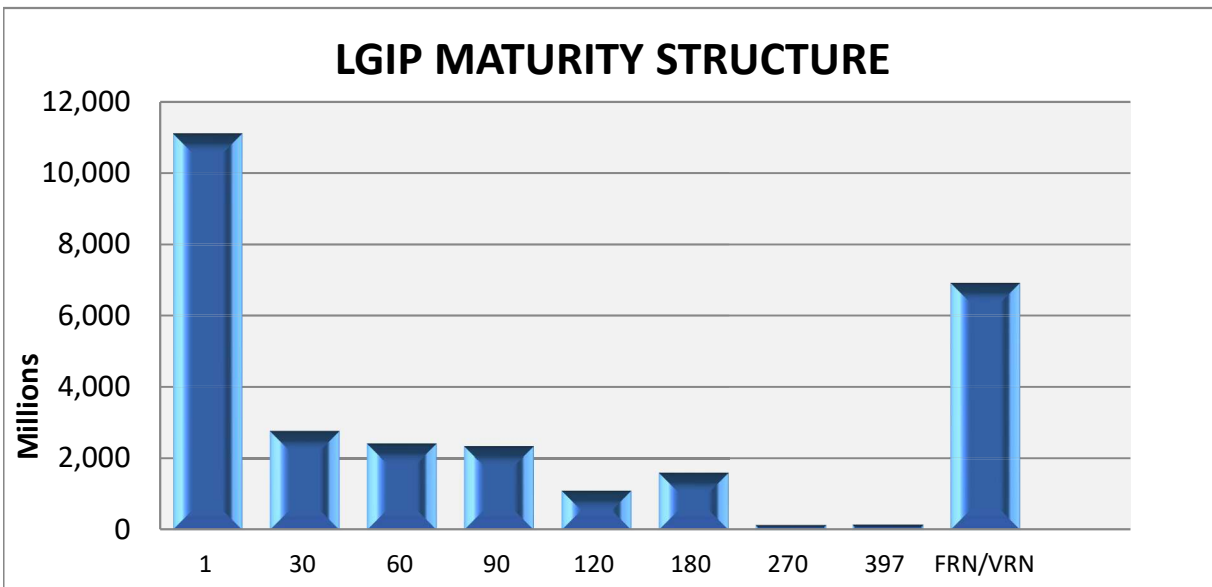


**WASHINGTON STATE
LOCAL GOVERNMENT INVESTMENT POOL
May 31, 2025**

<u>DAYS TO MATURITY</u>	<u>\$ MATURING (PAR VALUE)*</u>	<u>% MATURING</u>	<u>CUMULATIVE % MATURING</u>
1	11,125.69	39.0%	39.0%
2-30	2,770.00	9.7%	48.7%
31-60	2,420.76	8.5%	57.2%
61-90	2,350.00	8.2%	65.5%
91-120	1,100.00	3.9%	69.3%
121-180	1,600.00	5.6%	74.9%
181-270	125.00	0.4%	75.4%
271-397	115.10	0.4%	75.8%
FRN/VRN	6,909.00	24.2%	100.0%
PORTFOLIO TOTAL:	28,515.55		

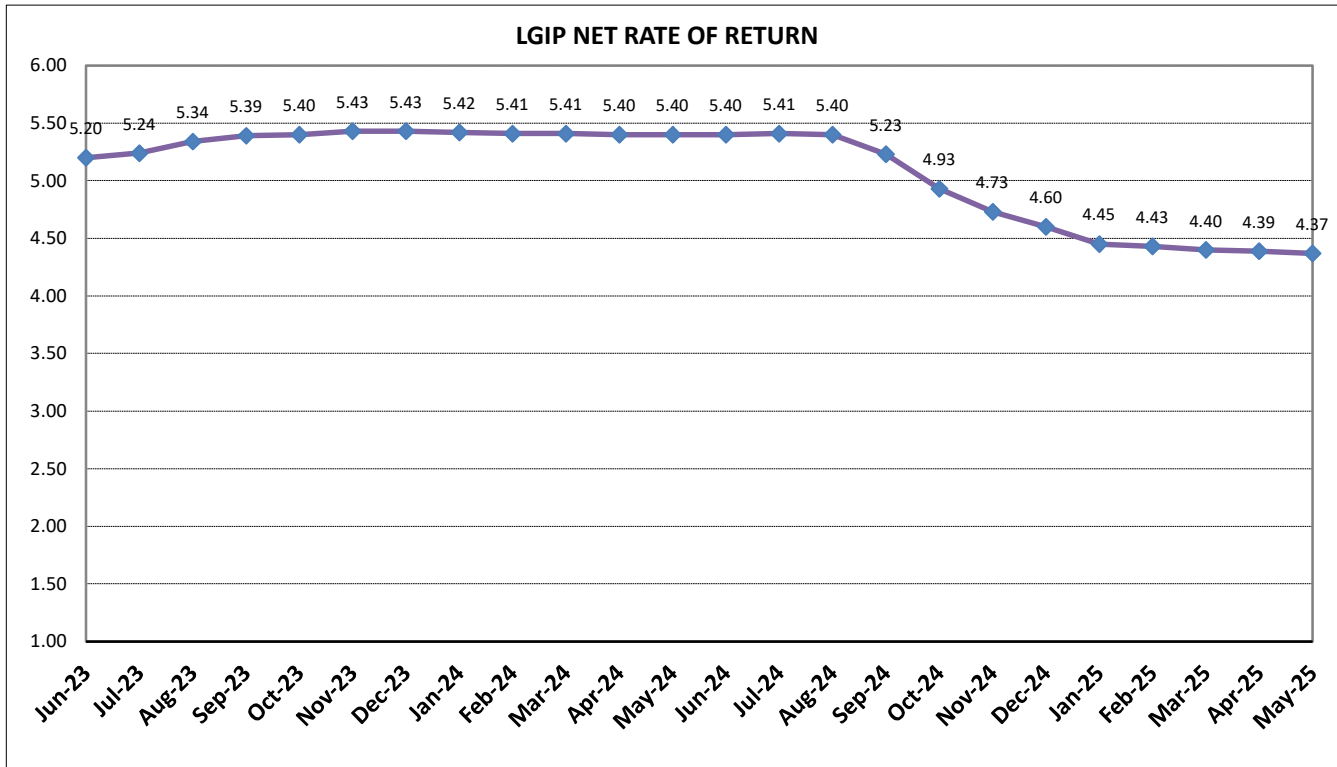
* Amounts in millions of dollars



**WASHINGTON STATE
LOCAL GOVERNMENT INVESTMENT POOL
May 31, 2025**

Investment Type	Average Balance	May-25	Average Balance	2025
	May-25	Percentage	CY 2025	Percentage
Agency Bullets	0.00	0.00%	0.00	0.00%
Agency Discount Notes	345,667,098.85	1.17%	577,966,873.94	2.25%
Agency Floating Rate Notes	5,957,338,005.66	20.20%	5,274,235,570.46	20.57%
Agency Variable Rate Notes	0.00	0.00%	0.00	0.00%
Certificates of Deposit	135,250,000.00	0.46%	128,839,403.97	0.50%
IB Bank Deposit	4,854,320,098.16	16.46%	4,753,336,567.59	18.54%
Repurchase Agreements	7,938,233,333.33	26.91%	5,710,145,695.34	22.27%
SOFR Floating Rate Notes	0.00	0.00%	0.00	0.00%
Supras - Bullets	74,042,057.67	0.25%	73,735,388.58	0.29%
Supras - Discount Notes	74,867,500.00	0.25%	357,067,252.39	1.39%
Supras- Floating Rate Notes	0.00	0.00%	0.00	0.00%
Supras - Variables	0.00	0.00%	0.00	0.00%
Term Repurchase Agreements	1,270,000,000.00	4.31%	872,185,430.46	3.40%
U.S. Treasury Securities	8,397,376,917.87	28.47%	7,254,024,316.77	28.30%
US Treasury Floating Rate Notes	449,939,909.31	1.53%	633,575,916.19	2.47%
Total Avg Daily Balance	29,497,034,920.85	100.00%	25,635,112,415.69	100.00%

Avg Days to Maturity 30 days



* Rates are calculated on a 365-day basis