



Washington State Treasurer's Monthly Report

May 2025



MIKE PELLICCIOTTI
State Treasurer

Office of the State Treasurer

Legislative Building
PO Box 40200
Olympia, Washington 98504-0200
(360) 902-9000

or

TTY: 7-1-1
Fax: (360) 902-9037

www.tre.wa.gov

*In accordance with the Americans with Disabilities Act,
this publication will be made available in alternate formats upon request.*

TABLE OF CONTENTS

	<i>Page</i>
State Treasurer's Letter	1
General Fund	2
Treasury, Treasurer's Trust, Local Government Investment Pool (LGIP) & Separately Managed Accounts (SMA) Flowchart	3
Treasury and Treasurer's Trust Charts	4
General Fund & Local Government Investment Pool Charts	5
Receipts & Disbursements for Treasury Funds	6
Receipts & Disbursements for Treasurer's Trust Funds	20
Investment Statement	31
Investment Interest Income & Capital Gains	32



Mike Pellicciotti
State Treasurer

State of Washington
Office of the Treasurer
Legislative Building
PO Box 40200
Olympia, Washington 98504

(360) 902-9000 TTY 7-1-1
Fax: (360) 902-9037
www.tre.wa.gov



Fellow Washingtonians,

I am pleased to report on the operations of the Office of the State Treasurer for the month of May 2025. At the close of the month, the total of the treasury & treasurer's trust book balances was \$14.2 billion with investment earnings distributed for the month of \$44.7 million.

Sincerely,

A handwritten signature in blue ink that reads "Mike Pellicciotti". The signature is fluid and cursive, with a long horizontal stroke extending to the right.

Mike Pellicciotti
Washington State Treasurer

GENERAL FUND

CURRENT MONTH AND FISCAL YEAR TO DATE COMPARISON

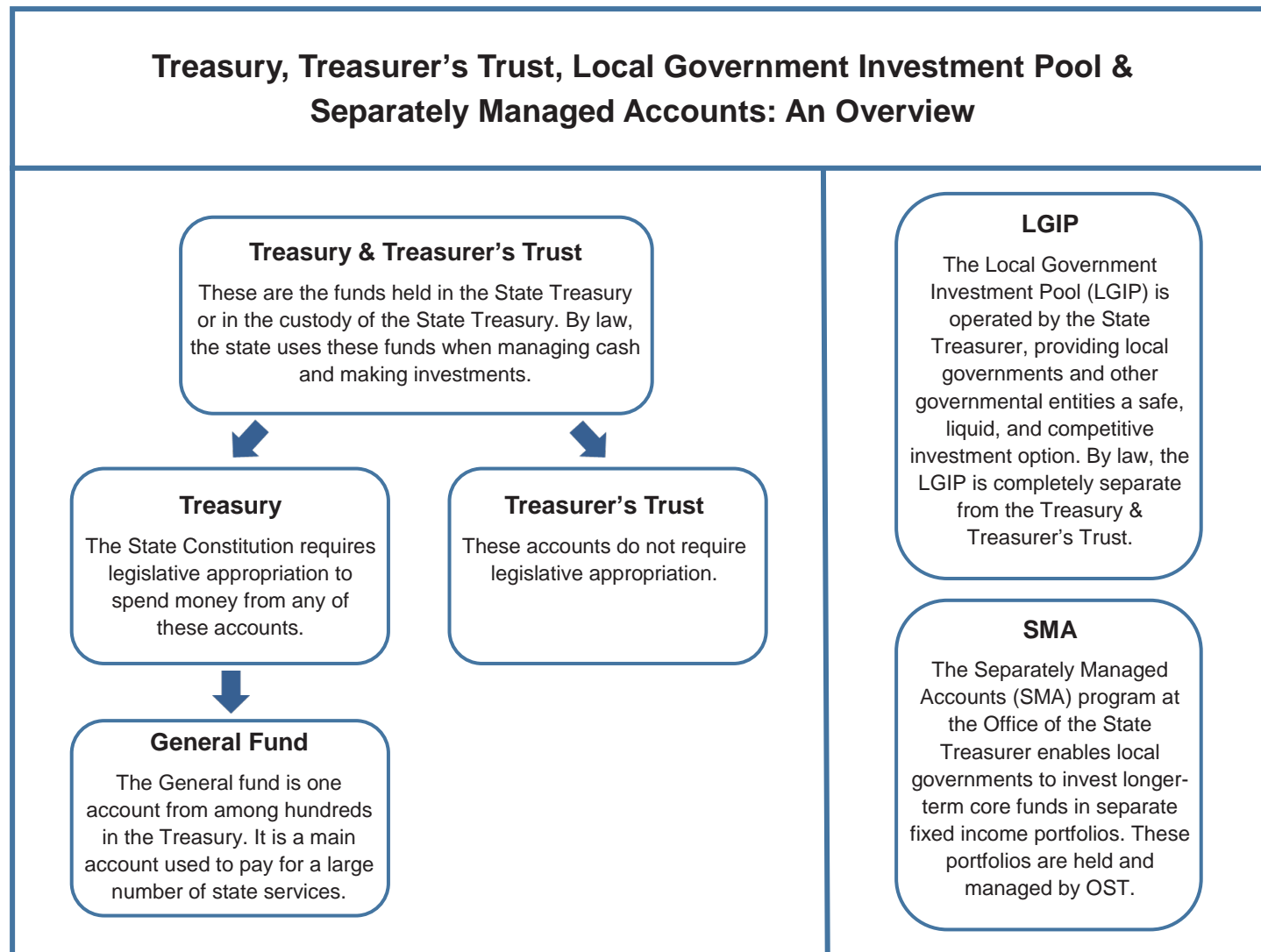
(In Millions)

	Month of May		Fiscal Year to Date	
	2025	2024	2025	2024
Beginning Book Balance	\$ (1,824.894)	\$ (41.267)	\$ 3,526.332	\$ 4,445.348
Cash Revenue	\$ 5,914.243	\$ 5,433.740	46,446.014	43,125.831
Other Cash Receipts	311.482	489.957	4,461.328	5,498.730
Total Cash Receipts	6,225.725	5,923.697	50,907.342	48,624.561
Total Cash Disbursements	4,682.708	4,863.156	54,715.551	52,050.635
Ending Book Balance	\$ (281.877)	\$ 1,019.274	(281.877)	1,019.274
Cash Revenue				
Bond Retirement & Interest	\$ 0.000	\$ 0.000	\$ 0.000	\$ (0.117)
Secretary of State	5.470	5.614	52.259	52.794
Department of Revenue:				
Retail Sales Tax	1,261.727	1,222.203	13,786.960	13,509.596
Business & Occupation Tax	555.825	551.101	5,917.519	5,832.596
Compensating Tax	72.251	76.514	891.849	895.815
Cigarette Tax	16.337	21.244	203.088	207.192
Public Utility Tax	51.758	48.165	540.269	492.371
Various Other Revenue	28.553	20.666	1,105.099	714.425
Insurance Commission	2.973	3.490	626.020	536.581
Liquor and Cannabis Board	2.191	2.341	127.504	128.269
Department of Licensing:				
Excise Tax - Other	0.019	0.018	0.160	0.155
Various Other Revenue	1.443	4.385	16.468	14.722
Department of Social & Health Services	(7.766)	0.104	45.181	45.462
Universities & Colleges	(0.030)	(37.328)	0.016	(42.612)
Treasurer's Transfers	258.347	5.153	121.846	(231.877)
Counties:				
Property Tax	1,907.882	1,853.362	4,375.803	4,260.222
Real Estate Excise Tax	121.108	126.077	1,276.962	1,045.810
Various Other Revenue	4.422	3.810	40.916	39.073
Federal Grants-In-Aid (All Agencies)	1,736.498	1,537.442	16,405.919	14,760.772
Revenues Distributed to Local Governments	(8.840)	(7.659)	(53.457)	(50.483)
Other Agencies' Cash Revenue	(95.925)	(2.962)	965.633	915.065
Total Cash Revenue	\$ 5,914.243	\$ 5,433.740	\$ 46,446.014	\$ 43,125.831

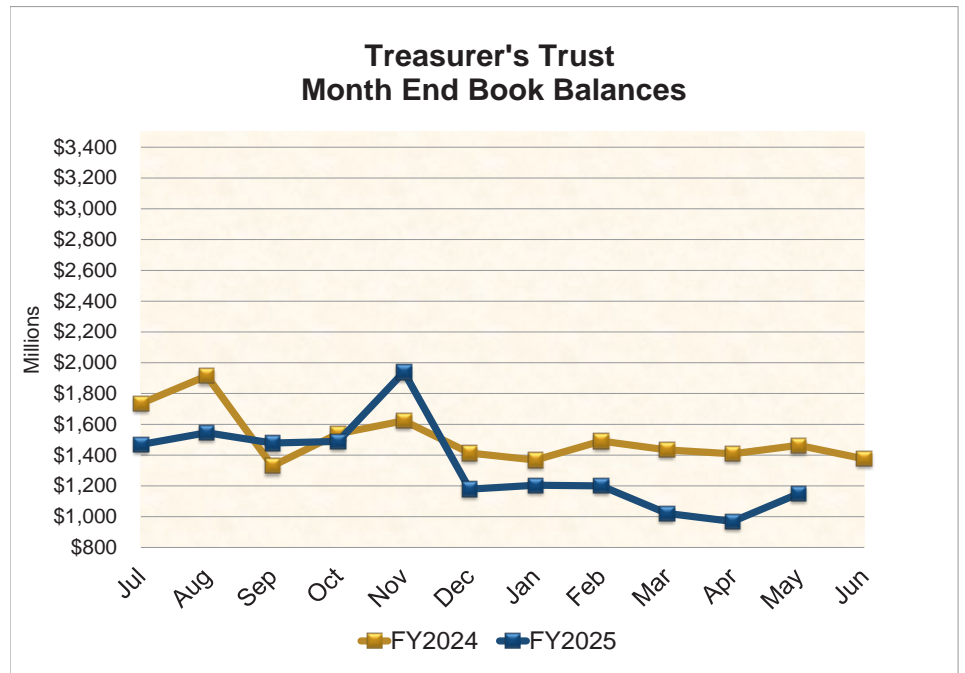
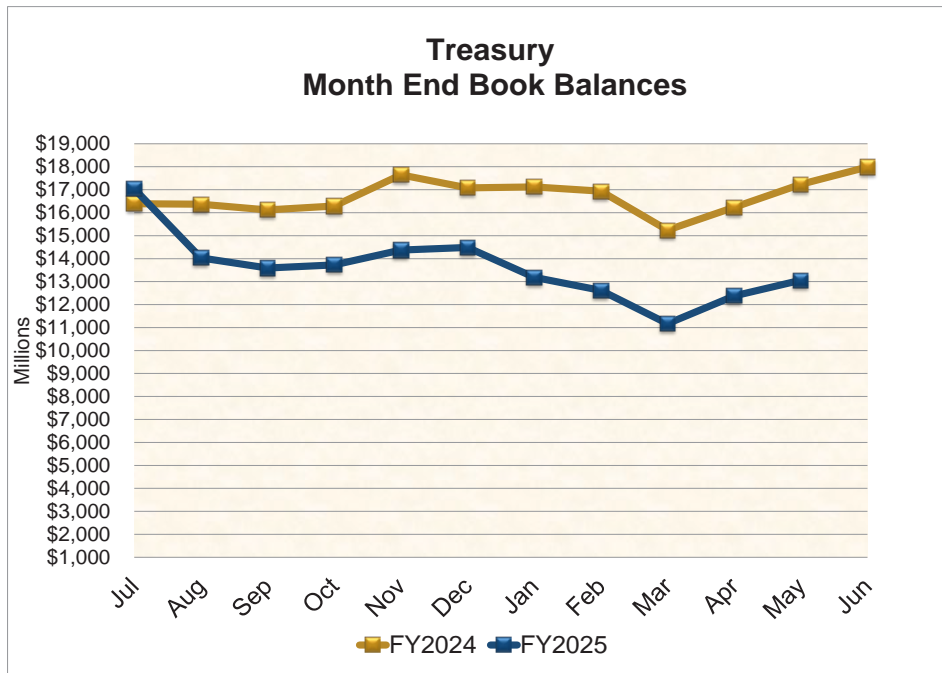
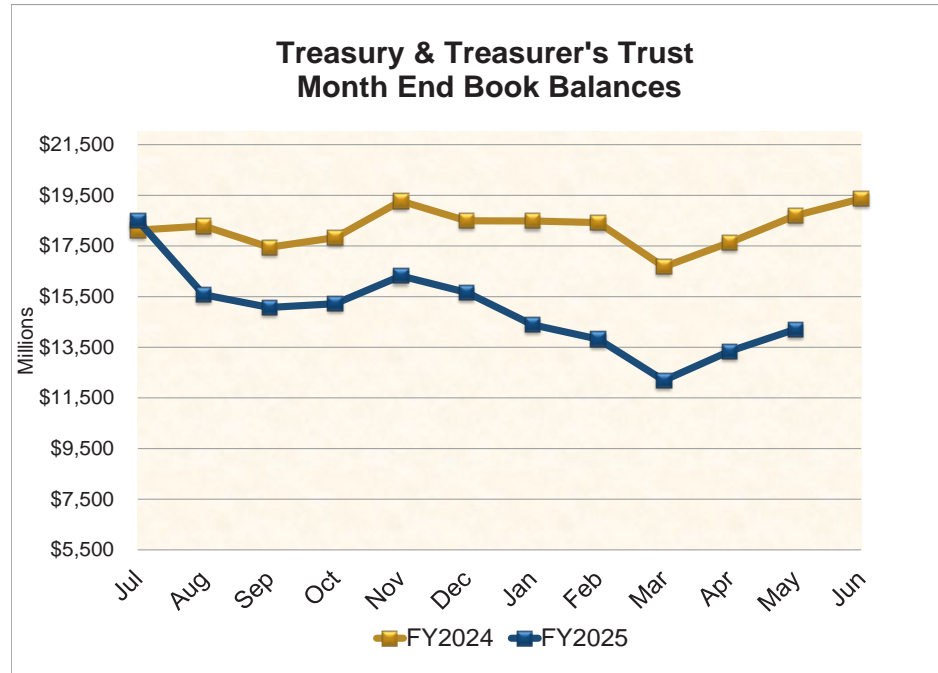
Source: Agency Financial Reporting System (AFRS)

TREASURY, TREASURER'S TRUST, LGIP & SMA FLOWCHART

The Office of the State Treasurer (OST) is charged with the cash management of public funds, which includes two categories of state funds and accounts: (1) funds and accounts located in the state treasury, which are subject to legislative appropriation; and (2) Treasurer's trust funds, which are accounts placed in the custody of the State Treasurer and not typically subject to legislative appropriation. Funds within these accounts are commingled for investment and cash management purposes. This flowchart describes the structure of the Treasury and Treasurer's Trust accounts. Month end balances of these accounts are shown on pages 4 and 5.

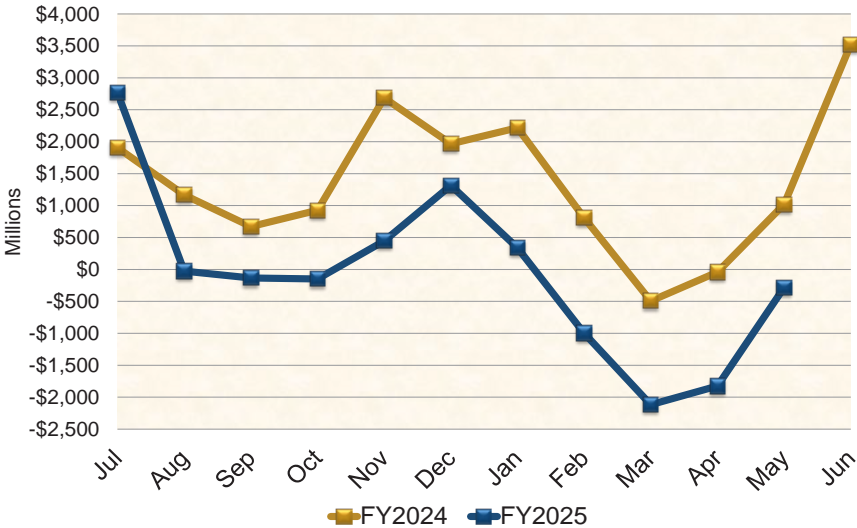


TREASURY & TREASURER'S TRUST CHARTS

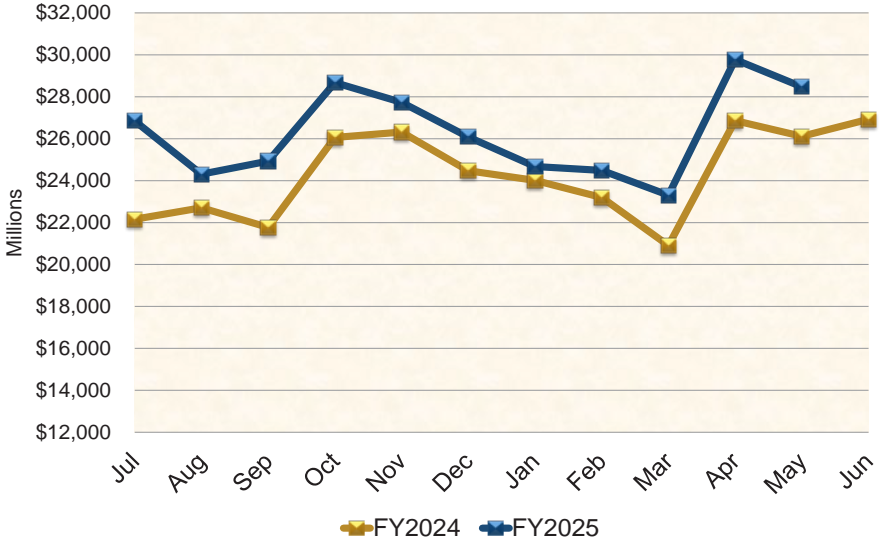


GENERAL FUND & LOCAL GOVERNMENT INVESTMENT POOL CHARTS

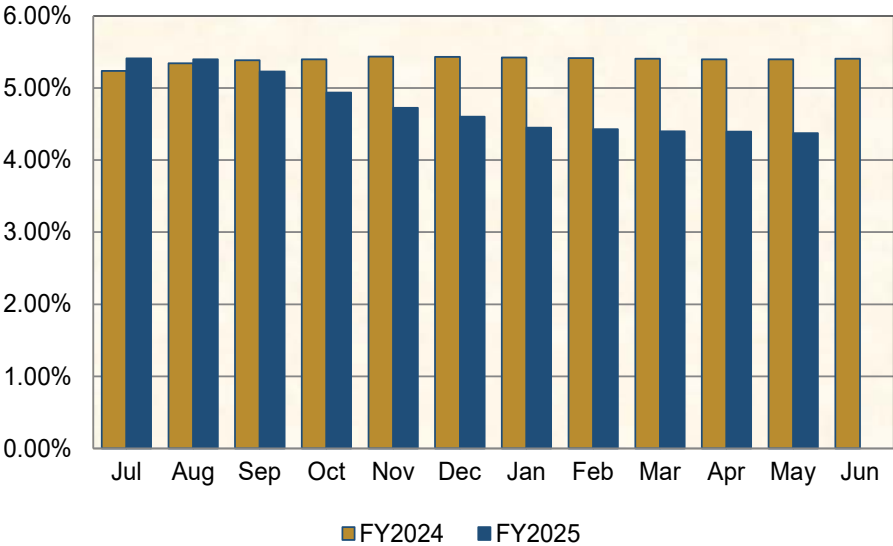
General Fund
Month End Book Balances



Local Government Investment Pool
Month End Book Balances



LGIP Net Yield
(365 day basis)



RECEIPTS & DISBURSEMENTS FOR TREASURY FUNDS

		May 1, 2025	May 2025		May 31, 2025		
		Beginning Book Balance	Plus Receipts	Less Disbursements	Ending Book Balance	Outstanding Warrants	Ending Cash Balance
GENERAL FUND							
001	General	\$ (1,824,894,467.69)	\$ 6,225,725,208.81	\$ 4,682,707,639.00	\$ (281,876,897.88)	\$ 81,155,061.21	\$ (200,721,836.67)
018	Millersylvania Park Current	210.50	210.50	210.50
01E	Geothermal	101,315.70	(148.00)	101,167.70	101,167.70
01N	Institutional Impact	19,144.72	19,144.72	19,144.72
02P	Flood Control Assistance	3,509,754.60	314,371.82	3,195,382.78	3,195,382.78
031	State Investment Board Expense	7,154,578.82	3,452,022.25	3,680,710.22	6,925,890.85	64,017.18	6,989,908.03
032	State Emergency Water Projects Revolving	221,616.92	221,616.92	221,616.92
03A	Excess Earnings
03L	County Criminal Justice Assistance	4,885,909.51	63,328.35	153,225.86	4,796,012.00	287.92	4,796,299.92
03M	Municipal Criminal Justice Assistance	705,065.48	21,476.50	50,847.44	675,694.54	143.95	675,838.49
05C	Criminal Justice Treatment	7,703,719.13	1,375,612.81	6,328,106.32	6,328,106.32
05M	Tourism Development and Promotion
070	Outdoor Recreation	(197,789.45)	1,233,882.99	1,048,424.20	(12,330.66)	(12,330.66)
072	State & Local Improve Revolving (Water Supply Facilities)	831,659.48	831,659.48	831,659.48
09C	Farm and Forest	190,729.51	199,179.86	(8,450.35)	(8,450.35)
09G	Riparian Protection
09R	Economic Development Strategic Reserve	14,114,906.37	1,768,394.64	12,346,511.73	12,346,511.73
10K	Veterans Innovation Program	14,407.82	1,088.00	15,495.82	15,495.82
10P	Columbia River Basin Water Supply Development	3,248,125.69	9,638.09	76,998.37	3,180,765.41	3,180,765.41
10T	Hood Canal Aquatic Rehabilitation Bond
125	Site Closure	42,763,404.82	130,113.38	10,754.96	42,882,763.24	42,882,763.24
12J	Boating Activities
12K	Puget Sound Scientific Research
12R	Independent Youth Housing
14B	Budget Stabilization	1,011,677,985.00	3,000,092.96	1,014,678,077.96	1,014,678,077.96
14C	Puget Sound Recovery
14H	Community Preservation & Development Authority	241,572.23	2,248,000.00	382,566.05	2,107,006.18	2,107,006.18
15J	Building Communities
15K	Columbia River Water Delivery	16,173.66	16,173.66	16,173.66
15R	Evergreen Job Training
16V	Water Rights Processing	80,682.96	200.00	80,882.96	80,882.96
177	Judicial Retirement Administrative
17C	Opportunity Express Account	62,171.42	62,171.42	62,171.42

RECEIPTS & DISBURSEMENTS FOR TREASURY FUNDS

		May 1, 2025	May 2025		May 31, 2025		
		Beginning Book Balance	Plus Receipts	Less Disbursements	Ending Book Balance	Outstanding Warrants	Ending Cash Balance
GENERAL FUND (Continued)							
17F	Washington Opportunity Pathways	\$ 91,698,353.91	\$ 14,937,915.97	\$ 11,948,049.92	\$ 94,688,219.96	\$ 143,855.50	\$ 94,832,075.46
18H	Opportunity Expansion	326.64	326.64	326.64
19K	Yakima Integrated Plan Implementation
19L	Charter Schools Oversight	1,457,654.29	107,622.38	279,711.59	1,285,565.08	1,285,565.08
19N	Diesel Idle Reduction
20C	Yakima Integrated Plan Implementation Taxable Bond
20F	Invest in Washington	106,116.13	106,116.13	106,116.13
21B	Chehalis Basin	(14,546.45)	14,501.59	(44.86)	(44.86)
21P	Sexual Assault Prevention and Response
21R	DCYF Contracted Services Performance Improvement
22C	Early Learning Facilities Revolving	42,044.46	842,473.69	(800,429.23)	(800,429.23)
22D	Early Learning Facilities Development	(758,809.35)	1,646,371.02	3,172,992.75	(2,285,431.08)	21,605.00	(2,263,826.08)
22T	Statewide Tourism Marketing	6,792,762.80	21,042.54	8,510.17	6,805,295.17	6,805,295.17
23H	Defense Community Compatibility
23J	Statewide Broadband	30,580,935.16	90,801.47	505,462.21	30,166,274.42	30,166,274.42
244	Habitat Conservation	(53,965.01)	8,213,090.27	8,266,465.62	(107,340.36)	(107,340.36)
24H	Career Connected Learning
24M	Climate Resiliency
24U	Sustainable Farms and Fields
253	Education Construction	24,470.40	72.56	24,542.96	24,542.96
25C	Elementary & Secondary School Emergency Relief III	433,566.42	270.04	433,836.46	433,836.46
25D	Manufacturing and Warehousing Job Centers	868,312.59	868,312.59	868,312.59
25F	Forest Resiliency	59,958.62	13,118.83	46,839.79	259.01	47,098.80
25G	Manufacturing Cluster Acceleration	2,798,000.00	2,798,000.00	2,798,000.00
25H	Fair Start for Kids
25P	Wildfire Response, Forest Restoration, and Community Resilience	36,125,927.60	1,903.80	5,933,363.68	30,194,467.72	605,425.25	30,799,892.97
26H	Washington State Leadership Board	90,612.46	68,664.40	21,948.06	561.00	22,509.06
26K	School Seismic Safety Grant Program
26R	Clean Energy Transition Workforce
26T	Washington Student Loan	89,793,442.76	266,279.07	90,059,721.83	90,059,721.83
26U	Apple Health and Homes	75,031,944.75	1,541,205.44	73,490,739.31	73,490,739.31
26V	Capital Community Assistance	164,058,731.97	30,356.00	8,002,420.19	156,086,667.78	139,509.05	156,226,176.83

RECEIPTS & DISBURSEMENTS FOR TREASURY FUNDS

		May 1, 2025	May 2025		May 31, 2025		
		Beginning Book Balance	Plus Receipts	Less Disbursements	Ending Book Balance	Outstanding Warrants	Ending Cash Balance
GENERAL FUND (Continued)							
27A	Energy Efficiency Revolving Loan Capital	\$	\$	\$	\$	\$	\$
27B	Electric Vehicle Incentive	67,942,014.77	21,398.84	67,920,615.93	67,920,615.93
27C	Community Reinvestment	120,622,427.71	93,044.86	20,982,402.48	99,733,070.09	319,027.73	100,052,097.82
27F	State Lands Dev Authority Capital
27G	State Lands Dev Authority Operating
27K	Digital Equity
28E	Emergency Drought Response	2,999,362.87	1,076.03	2,998,286.84	2,998,286.84
28K	State Crime Victim & Witness Assistance
28T	Agricultural Pest and Disease Response	984,165.87	984,165.87	984,165.87
291	Education Savings
355	State Taxable Building Construction	(23,409,153.89)	157,526.00	13,481,700.56	(36,733,328.45)	30,786.54	(36,702,541.91)
359	School Constr & Skill Ctrs Bldg	35,558.47	35,558.47	35,558.47
489	Pension Funding Stabilization	5,229,012.37	30,239.69	5,259,252.06	5,259,252.06
548	LEOFF System Plan 2 Expense	117,611.66	150,545.10	160,207.86	107,948.90	604.79	108,553.69
706	Coronavirus State Fiscal Recovery Fund	248,580,960.94	21,204,516.60	227,376,444.34	37,212.80	227,413,657.14
707	Washington Rescue Plan Transition	798,000,000.00	798,000,000.00	798,000,000.00
828	Tobacco Prevention and Control	603,864.34	1,791.86	15,764.00	589,892.20	589,892.20
830	Agricultural College Trust Management	1,438,950.67	83,075.77	172,259.76	1,349,766.68	316.55	1,350,083.23
TOTAL GENERAL FUND		\$ 994,498,719.16	\$ 6,261,964,127.29	\$ 4,788,390,489.85	\$ 2,468,072,356.60	\$ 82,518,673.48	\$ 2,550,591,030.08
SPECIAL REVENUE FUNDS							
002	Hospital Data Collection	\$ 508,607.90	\$	\$ 19,339.52	\$ 489,268.38	\$	\$ 489,268.38
003	Architects' License	1,568,280.85	70,633.02	31,301.49	1,607,612.38	1,607,612.38
007	Winter Recreational Program	3,914,550.62	42,985.00	325,595.97	3,631,939.65	385.00	3,632,324.65
014	Forest Development	9,535,086.42	4,398.99	773,393.26	8,766,092.15	6,025.94	8,772,118.09
01B	ORV & Non-Highway Vehicle Account	797,166.74	157,910.87	311,462.99	643,614.62	3,098.59	646,713.21
01M	Snowmobile	2,393,128.95	(2,425.87)	184,374.54	2,206,328.54	382.00	2,206,710.54
024	Professional Engineers'	1,981,239.31	212,825.40	162,942.72	2,031,121.99	445.00	2,031,566.99
025	Pilotage	661,172.06	132,358.21	169,132.08	624,398.19	16,000.00	640,398.19
026	Real Estate Commission	8,061,912.31	735,196.92	459,272.51	8,337,836.72	10,763.93	8,348,600.65
027	Reclamation	8,135,243.21	149,947.10	139,239.12	8,145,951.19	2,880.00	8,148,831.19
02A	Surveys and Maps	274,301.64	102,795.05	89,648.99	287,447.70	287,447.70
02G	Health Professions	38,595,020.93	7,693,961.29	9,699,497.39	36,589,484.83	1,120,078.07	37,709,562.90
02H	Business Enterprises Revolving	1,036,661.54	64,494.22	49,177.20	1,051,978.56	2,311.85	1,054,290.41

RECEIPTS & DISBURSEMENTS FOR TREASURY FUNDS

		May 1, 2025	May 2025		May 31, 2025		
		Beginning Book Balance	Plus Receipts	Less Disbursements	Ending Book Balance	Outstanding Warrants	Ending Cash Balance
SPECIAL REVENUE FUNDS (Continued)							
02J	Certified Public Accountants'	\$ 4,644,745.54	\$ 208,060.00	\$ 150,569.21	\$ 4,702,236.33	\$	\$ 4,702,236.33
02K	Death Investigations	966,647.73	1,014,239.89	372,934.38	1,607,953.24	3,288.51	1,611,241.75
02M	Essential Rail Assistance	2,528,585.68	40,690.26	21,654.82	2,547,621.12	2,547,621.12
02N	Parkland Acquisition	264,029.33	264,029.33	264,029.33
02R	Aquatic Lands Enhancement	18,637,707.76	9,034.05	575,949.23	18,070,792.58	16,178.70	18,086,971.28
02W	Timber Tax Distribution	792,516.60	7,500,155.78	8,243,418.10	49,254.28	37,653.46	86,907.74
030	Landowner Contingency Forest Fire Suppression	4,875,456.58	485.69	(1,193,631.84)	6,069,574.11	6,069,574.11
039	Aeronautics	14,235,698.98	475,909.35	794,231.30	13,917,377.03	193.02	13,917,570.05
03B	Asbestos	1,384,225.31	36,270.00	26,446.33	1,394,048.98	123.58	1,394,172.56
03C	Emergency Medical Services and Trauma Care System Trust	8,915,689.78	865,277.19	92,989.66	9,687,977.31	96,584.00	9,784,561.31
03F	911 Account	21,005,737.33	2,428,679.48	865,863.37	22,568,553.44	302.65	22,568,856.09
03N	Business License	4,426,890.11	3,413,782.72	3,386,053.40	4,454,619.43	74,173.14	4,528,792.57
03P	Fire Service Trust	823,755.93	385.00	3,361.21	820,779.72	900.00	821,679.72
03R	Safe Drinking Water	6,797,333.23	344,708.89	289,237.93	6,852,804.19	6,852,804.19
041	Resource Management Cost	43,173,730.97	147,666.65	1,604,812.16	41,716,585.46	187,646.12	41,904,231.58
042	Charitable, Educational, Penal, and Reformatory Institutions	14,307,767.65	43,284.35	(236,514.86)	14,587,566.86	12,754.56	14,600,321.42
044	Waste Reduction, Recycling, and Litter Control	16,832,072.70	1,428,472.55	1,803,263.43	16,457,281.82	53,914.86	16,511,196.68
045	State Vehicle Parking	1,281,794.95	445,796.92	336,635.51	1,390,956.36	15,236.93	1,406,193.29
048	Marine Fuel Tax Refund	257,294.78	257,294.78	257,294.78
04E	Uniform Commercial Code	2,396,083.34	216,636.05	140,087.04	2,472,632.35	4,580.55	2,477,212.90
04H	Surface Mining Reclamation	2,064,192.96	555.08	(37,669.13)	2,102,417.17	2,102,417.17
04M	Recreational Fisheries Enhancement	1,102,460.79	327,881.70	185,055.04	1,245,287.45	12.50	1,245,299.95
04R	Drinking Water Assistance	180,306,415.60	3,726,194.62	2,603,283.11	181,429,327.11	23,958.17	181,453,285.28
04V	Vehicle License Fraud	536,993.69	5,773.45	30,135.54	512,631.60	512,631.60
04W	Waterworks Operator Certification	729,288.37	131,543.10	211,455.10	649,376.37	649,376.37
058	Public Works Assistance	241,579,285.60	61,878,253.27	4,424,626.14	299,032,912.73	21,939.24	299,054,851.97
05H	Disaster Response	(78,335,280.21)	34,739,580.82	36,347,908.60	(79,943,607.99)	1,823,372.25	(78,120,235.74)
05R	Drinking Water Assistance Administrative	3,924,196.50	15,561.34	104,513.47	3,835,244.37	3,835,244.37
05W	State Drought Preparedness	11,848,331.97	90,845.90	11,757,486.07	11,757,486.07
06A	Salmon Recovery	53,601,534.24	1,061,783.55	52,539,750.69	11,124.70	52,550,875.39
06G	Real Estate Appraiser Commission	51,253.72	124,681.80	61,755.77	114,179.75	690.00	114,869.75
06K	Lead Paint	230,984.95	6,050.00	2,526.16	234,508.79	125.00	234,633.79
06L	Business and Professions	10,067,326.52	1,042,560.49	987,602.88	10,122,284.13	13,859.22	10,136,143.35

RECEIPTS & DISBURSEMENTS FOR TREASURY FUNDS

		May 1, 2025		May 2025		May 31, 2025	
		Beginning	Plus	Less	Ending	Outstanding	Ending
		Book Balance	Receipts	Disbursements	Book Balance	Warrants	Cash Balance
SPECIAL REVENUE FUNDS (Continued)							
06R	Washington Real Estate Research	\$ 1,019,809.30	\$ 21,780.00	\$ 51,250.00	\$ 990,339.30	\$ 51,483.00	\$ 1,041,822.30
06T	License Plate Technology	3,724,868.86	149,108.41	21,068.97	3,852,908.30	18.75	3,852,927.05
071	Warm Water Game Fish	1,664,786.28	308,060.11	73,784.10	1,899,062.29	4,743.98	1,903,806.27
07W	Domestic Violence Prevention	2,163,902.38	95,673.49	144,947.72	2,114,628.15	8,396.23	2,123,024.38
080	Grade Crossing Protective	36,797.88	109.12	83,348.79	(46,441.79)	83,348.79	36,907.00
081	State Patrol Highway	62,506,915.33	19,551,384.99	28,973,405.32	53,084,895.00	465,873.59	53,550,768.59
082	Motorcycle Safety Education	4,393,949.51	232,971.72	127,306.18	4,499,615.05	4,499,615.05
084	Building Code Council	1,362,011.05	78,511.24	79,236.49	1,361,285.80	1,361,285.80
086	Fire Service Training	(2,855,924.97)	7,069,229.56	354,268.16	3,859,036.43	19,916.24	3,878,952.67
087	Park Land Trust Revolving	4,323,364.01	338,708.11	170,479.45	4,491,592.67	25.34	4,491,618.01
08A	Education Legacy Trust	1,593,374,359.03	47,246,798.67	523,482,086.35	1,117,139,071.35	4,575,816.28	1,121,714,887.63
08H	Military Department Rental and Lease	5,308,183.10	36,456.00	4,326.52	5,340,312.58	20.42	5,340,333.00
08K	Problem Gambling	2,241,594.55	70,262.10	122,709.29	2,189,147.36	7,400.00	2,196,547.36
08M	Small City Pavement and Sidewalk	3,258,141.38	53,277.51	3,311,418.89	3,311,418.89
08R	Waste Tire Removal	8,172,211.55	353,155.59	12,086.65	8,513,280.49	8,513,280.49
094	Transportation Infrastructure	14,488,316.15	79,615.26	561,038.00	14,006,893.41	14,006,893.41
095	Electrical License	(1,794,330.26)	775,083.04	2,895,624.23	(3,914,871.45)	90,223.70	(3,824,647.75)
096	Highway Infrastructure	2,725,241.86	8,081.60	2,733,323.46	2,733,323.46
097	Recreational Vehicle	5,127,930.84	95,887.15	172,529.18	5,051,288.81	31,746.36	5,083,035.17
099	Puget Sound Capital Construction	104,684,274.73	5,802,269.87	11,425,267.73	99,061,276.87	692.35	99,061,969.22
09E	Freight Mobility Investment	14,197,299.11	42,187.81	41,390.74	14,198,096.18	14,198,096.18
09H	Transportation Partnership	(121,057,206.18)	(7,228,248.96)	626,241.25	(128,911,696.39)	459.52	(128,911,236.87)
09P	City-County Assistance	1,451,890.76	1,848,639.31	3,300,530.07	3,300,530.07
09T	Washington Main Street Trust Fund	53,638.16	53,638.16	53,638.16
102	Rural Arterial Trust	6,224,539.32	882,134.13	340,329.85	6,766,343.60	52.56	6,766,396.16
104	Limited Fish And Wildlife	10,164,584.98	2,840,227.43	1,822,421.85	11,182,390.56	32,661.35	11,215,051.91
106	Highway Safety	(10,887,423.20)	14,424,236.68	17,550,012.42	(14,013,198.94)	183,162.23	(13,830,036.71)
107	Liquor Excise Tax	4,007,229.78	4,160,546.01	86,010.71	8,081,765.08	8,081,765.08
108	Motor Vehicle	371,555,747.47	148,721,564.55	175,943,927.85	344,333,384.17	2,919,387.74	347,252,771.91
109	Puget Sound Ferry Operations	2,711,269.71	41,356,800.29	26,623,233.96	17,444,836.04	337,150.98	17,781,987.02
10A	Aquatic Algae Control	646,792.62	35,498.04	47,741.95	634,548.71	2.00	634,550.71
10B	Home Security Fund	104,660,896.36	6,478,004.26	8,106,447.74	103,032,452.88	141,784.16	103,174,237.04
10G	Water Rights Tracking System	499,338.96	2,447.37	501,786.33	501,786.33
110	Special Wildlife	12,194,368.59	40,105.13	319,099.12	11,915,374.60	7,078.66	11,922,453.26

RECEIPTS & DISBURSEMENTS FOR TREASURY FUNDS

		May 1, 2025	May 2025		May 31, 2025		
		Beginning Book Balance	Plus Receipts	Less Disbursements	Ending Book Balance	Outstanding Warrants	Ending Cash Balance
SPECIAL REVENUE FUNDS (Continued)							
111	Public Service Revolving	\$ 29,236,988.99	\$ 27,624,779.27	\$ 2,348,214.20	\$ 54,513,554.06	\$ 15,361.59	\$ 54,528,915.65
113	Common School Construction	314,210,411.16	14,663,430.65	17,774,682.60	311,099,159.21	169,026.01	311,268,185.22
116	Basic Data	301,013.01	301,013.01	301,013.01
119	Unemployment Compensation Administration	(4,472,328.97)	18,639,326.08	13,320,586.06	846,411.05	662,065.36	1,508,476.41
11B	Regional Mobility Grant Program	95,496,552.14	285,325.33	1,936,426.77	93,845,450.70	93,845,450.70
11E	Freight Mobility Multimodal	14,869,694.77	3,044,237.99	593,876.46	17,320,056.30	17,320,056.30
11H	Forest and Fish Support	6,656,568.94	486,441.51	563,933.89	6,579,076.56	6,579,076.56
11K	Washington Auto Theft Prevention Authority	4,443,563.73	140.00	624,630.70	3,819,073.03	140.00	3,819,213.03
120	Administrative Contingency	44,822,443.53	1,912,070.62	840,793.48	45,893,720.67	45,893,720.67
12C	Affordable Housing For All	41,144,112.70	1,546,978.09	(4,281,229.05)	46,972,319.84	149,696.32	47,122,016.16
12M	Charitable Organization Education	1,212,153.46	44,550.00	54,660.00	1,202,043.46	1,202,043.46
12T	Traumatic Brain Injury	1,915,402.51	191,065.74	63,426.17	2,043,042.08	2,043,042.08
134	Employment Services Administrative	48,405,606.88	7,168,726.95	3,104,905.30	52,469,428.53	222,881.61	52,692,310.14
138	Insurance Commissioner's Regulatory	21,574,885.66	4,455,513.00	3,534,722.66	22,495,676.00	118,756.98	22,614,432.98
144	Transportation Improvement	50,440,948.31	4,274,563.14	4,807,346.18	49,908,165.27	1,524.60	49,909,689.87
146	Firearms Range	1,529,878.61	12,599.28	2,613.75	1,539,864.14	1,539,864.14
14A	Wildlife Rehabilitation	272,170.85	13,875.48	44,211.37	241,834.96	241,834.96
14G	Ballast Water and Biofouling Management	27,163.99	42.42	27,121.57	27,121.57
14M	Financial Fraud & ID Theft	3,146,864.18	131,775.00	344,402.97	2,934,236.21	2,934,236.21
14R	Military Department Active State Service	486,962.73	10,362.03	476,600.70	476,600.70
14V	Ignition Interlock Device	2,388,479.93	187,165.00	242,188.23	2,333,456.70	11,184.72	2,344,641.42
150	Low-Income Weatherization/ Structural Rehabilitation Assistance	1,573,682.89	4,666.70	1,578,349.59	1,578,349.59
153	Rural Mobility Grant Program	8,580,401.59	27,897.44	2,252,997.96	6,355,301.07	6,355,301.07
154	New Motor Vehicle Arbitration	1,615,491.31	152,241.42	84,383.26	1,683,349.47	3.00	1,683,352.47
158	Aquatic Land Dredged Material Disposal Site	360,086.97	27.75	360,114.72	360,114.72
159	Parks Improvement	168,122.77	70,911.60	30,000.95	209,033.42	262.50	209,295.92
15H	Cleanup Settlement	49,007,939.58	145,728.97	224,095.03	48,929,573.52	48,929,573.52
15M	Biotoxin	573,826.92	183,789.26	110,582.28	647,033.90	1,764.18	648,798.08
15T	Federal Broadband Mapping
160	Wood Stove Education and Enforcement	582,324.71	9,600.00	16,794.05	575,130.66	600.00	575,730.66
162	Farm Labor Contractor	296,076.54	200.00	296,276.54	100.00	296,376.54
167	Natural Resources Conservation Areas Stewardship	418,805.83	(2,359.72)	421,165.55	421,165.55
16A	Judicial Stabilization Trust	74,212,562.20	577,108.26	2,744,448.69	72,045,221.77	146,597.52	72,191,819.29

RECEIPTS & DISBURSEMENTS FOR TREASURY FUNDS

		May 1, 2025		May 2025		May 31, 2025	
		Beginning		Plus	Less	Ending	Outstanding
		Book Balance		Receipts	Disbursements	Book Balance	Warrants
							Ending
							Cash Balance
SPECIAL REVENUE FUNDS (Continued)							
16J	SR 520 Corridor	\$ 140,834,321.26	\$	(3,734,651.14)	\$ (7,376,195.38)	\$ 144,475,865.50	\$ \$ 144,475,865.50
16M	Appraisal Management Company	605,887.78		7,013.12	38,492.23	574,408.67 574,408.67
16P	Marine Resources Stewardship Trust	37.39		0.11	37.50 37.50
16W	Hospital Safety Net Assessment	59,815,873.09		140,275,823.61	94,739.54	199,996,957.16 199,996,957.16
172	Basic Health Plan Trust	6,900,554.00		6,900,554.00 6,900,554.00
176	Water Quality Permit	31,291,914.70		310,150.44	2,594,086.07	29,007,979.07	20,156.03 29,028,135.10
17B	Home Visiting Services	10,158,444.63		(55,353.58)	1,843,064.74	8,260,026.31	21,038.90 8,281,065.21
17N	Complete Streets Grant Program	12,031,176.32		1,311.57	16,983.00	12,015,504.89 12,015,504.89
17P	SR520 Civil Penalties	15,602,470.56		46,643.11	(383,400.66)	16,032,514.33 16,032,514.33
17T	Health Benefit Exchange	17,382,217.98		4,457,276.12	290,947.52	21,548,546.58 21,548,546.58
17W	Limousine Carriers	78,372.42		78,372.42 78,372.42
182	Underground Storage Tank	3,444,437.70		232,628.62	6,583.88	3,670,482.44 3,670,482.44
186	County Arterial Preservation	466,261.18		668,909.19	672,356.24	462,814.13	105.13 462,919.26
18J	Capital Vessel Replacement	38,005,121.60		2,282,195.12	57,819.40	40,229,497.32	344.00 40,229,841.32
18L	Hydraulic Project Approval
199	Biosolids Permit	1,335,389.28		124,055.62	103,561.86	1,355,883.04 1,355,883.04
19A	Medicaid Fraud Penalty	25,038,946.81		27,303.04	512,344.55	24,553,905.30 24,553,905.30
19C	Forest Practice Application	198,557.91		124.89	3,817.54	194,865.26	1,500.00 196,365.26
19T	DOL Technology Improvement and Data Management	1,102,849.12		7.68	28,165.72	1,074,691.08 1,074,691.08
19V	Andy Hill Cancer Research Endowment Fund	18,653,208.04		894,510.73	16,214.80	19,531,503.97 19,531,503.97
200	Regional Fisheries Enhancement Salmonid Recovery	(28,946.06)		121,137.71	88,245.60	3,946.05 3,946.05
201	Department of Licensing Services	3,647,446.91		308,258.31	153,064.75	3,802,640.47	37.50 3,802,677.97
202	Medical Test Site Licensure	1,375,385.77		1,234,644.01	204,685.26	2,405,344.52	6,100.00 2,411,444.52
204	Volunteer Fire Fighters' and Reserve Officers' Administrative	3,665,929.90		13,558,644.96	87,427.19	17,137,147.67	7,907.15 17,145,054.82
207	Hazardous Waste Assistance	3,717,046.40		22,544.00	385,643.51	3,353,946.89	884.60 3,354,831.49
20H	Connecting Washington	309,648,021.58		8,195,346.28	49,068,454.78	268,774,913.08	523,822.31 269,298,735.39
20J	Electric Vehicle	9,600,879.37		2,705,834.95	24,519.89	12,282,194.43	1,143.75 12,283,338.18
20M	Puget Sound Taxpayer Accountability	1,080,727.10		427,319.47	1,508,046.57 1,508,046.57
20N	Transportation Future Funding Program	12,774,829.31		58,366.62	10,545,975.07	2,287,220.86 2,287,220.86
20R	Radioactive Mixed Waste	4,142,019.28		1,111,799.00	940,084.73	4,313,733.55	3,803.65 4,317,537.20
20T	PLIA Underground Storage Tank Revolving	29,399,643.07		93,002.73	105,868.89	29,386,776.91	19.00 29,386,795.91
215	Special Category C	33,005,935.09		(128,998.37)	1,724,616.93	31,152,319.79 31,152,319.79
216	Air Pollution Control	4,548,479.92		101,377.61	879,848.89	3,770,008.64	189.50 3,770,198.14

RECEIPTS & DISBURSEMENTS FOR TREASURY FUNDS

		May 1, 2025	May 2025		May 31, 2025		
		Beginning Book Balance	Plus Receipts	Less Disbursements	Ending Book Balance	Outstanding Warrants	Ending Cash Balance
SPECIAL REVENUE FUNDS (Continued)							
217	Oil Spill Prevention	\$ 9,520,245.04	\$ 274,773.46	\$ 422,133.00	\$ 9,372,885.50	\$ 2.43	\$ 9,372,887.93
218	Multimodal Transportation	293,395,659.78	24,867,140.08	15,292,057.60	302,970,742.26	402,811.61	303,373,553.87
21E	Concealed Pistol License Renewal	607,901.69	4,899.72	1,234.68	611,566.73	611,566.73
21H	Wastewater Treatment Plant Operator Certification	563,199.85	5,355.00	20,800.99	547,753.86	106.00	547,859.86
21M	Distracted Driving Prevention	109,677.00	4,957.42	114,634.42	114,634.42
21S	Aquatic Invasive Species Management	203,776.31	75,616.18	52,799.32	226,593.17	4.00	226,597.17
21V	Construction Registration Inspection	6,731,840.44	1,616,391.56	1,459,926.13	6,888,305.87	26,380.31	6,914,686.18
222	Freshwater Aquatic Weeds	1,299,256.41	68,134.26	38,247.21	1,329,143.46	3.00	1,329,146.46
223	State Oil Spill Response	3,220,033.62	62,575.85	603,536.04	2,679,073.43	2,679,073.43
22J	Abandoned Recreational Vehicle Disposal	2,241,979.08	168,072.98	104,435.49	2,305,616.57	37,291.00	2,342,907.57
22M	Energy Efficiency	2,865,419.78	496,348.00	3,361,767.78	3,361,767.78
22R	Internet Consumer Access
22U	Secure Drug Take-Back Program	87,525.22	45,421.19	42,104.03	42,104.03
22W	Public Disclosure Transparency	7,582,409.65	4,775.00	54,662.47	7,532,522.18	50.00	7,532,572.18
234	Public Works Administration	9,129,958.10	832,283.28	734,574.30	9,227,667.08	29,154.62	9,256,821.70
235	Youth Tobacco & Vapor Product Prevention	1,321,004.80	134,812.25	151,595.41	1,304,221.64	3,588.50	1,307,810.14
237	Recreation Access Pass	3,925,101.94	(645,917.16)	360.00	3,278,824.78	180.00	3,279,004.78
23G	Vulnerable Roadway User Education	34,774.29	2,223.68	36,997.97	36,997.97
23N	Model Toxics Control Capital	280,819,568.20	6,972,326.10	11,268,949.21	276,522,945.09	19,799.36	276,542,744.45
23P	Model Toxics Control Operating	36,612,323.21	11,608,505.08	16,873,336.29	31,347,492.00	248,994.77	31,596,486.77
23R	Model Toxics Control Stormwater	77,300,090.66	2,747,911.60	6,979,275.27	73,068,726.99	73,068,726.99
23S	Puget Sound Gateway Facility	44,161.40	1,484.70	45,646.10	45,646.10
23T	Congestion Relief Traffic Safety	195,019.61	3,292.33	198,311.94	198,311.94
23V	Voluntary Cleanup	1,035,339.44	49,069.33	13,349.05	1,071,059.72	1,071,059.72
23W	Paint Product Stewardship	95,196.52	5,231.20	89,965.32	89,965.32
24B	Foundational Public Health Services	11,603,680.59	926,727.72	1,419,925.98	11,110,482.33	6,507.14	11,116,989.47
24J	Workforce Education Investment	254,569,248.94	61,129,696.49	102,821,370.01	212,877,575.42	97,864.68	212,975,440.10
24K	Agency Financial Transaction	8,148,491.99	843,085.97	901,213.11	8,090,364.85	427,530.27	8,517,895.12
24L	Ambulance Transport	5,527,100.76	16,928.00	5,384.40	5,538,644.36	5,538,644.36
24N	Fish, Wildlife, and Conservation	15,993,404.88	7,175,645.82	5,762,651.68	17,406,399.02	1,292,845.87	18,699,244.89
24P	Insurance Commissioner's Fraud	926,614.88	221,338.00	150,620.03	997,332.85	646.00	997,978.85
24Q	Cooper Jones Active Transportation Safety	1,471,131.05	1,471,131.05	1,471,131.05
24V	Telebehavioral Health Access	246,899.29	288,491.10	216,017.61	319,372.78	319,372.78
25M	State Health Care Affordability	17,701,108.54	40,699,523.11	58,400,631.65	58,400,631.65

RECEIPTS & DISBURSEMENTS FOR TREASURY FUNDS

		May 1, 2025	May 2025		May 31, 2025		
		Beginning Book Balance	Plus Receipts	Less Disbursements	Ending Book Balance	Outstanding Warrants	Ending Cash Balance
SPECIAL REVENUE FUNDS (Continued)							
25N	Statewide 988 Behavioral Health Crisis Response & Suicide Prevention Line	\$ 65,299,777.90	\$ 3,891,436.10	\$ 2,250,094.84	\$ 66,941,119.16	\$ 17,773.28	\$ 66,958,892.44
25Q	Clean Fuels Program	1,473,885.03	75,339.60	124,050.70	1,425,173.93	9,500.00	1,434,673.93
25T	Refrigerant Emission Management	1,196,238.14	24,830.00	14,581.68	1,206,486.46	1,206,486.46
25U	Department of Licensing Wage Lien	420.00	420.00	420.00
25W	Driver Licensing Technology Support	3,202,860.71	187,575.32	17,197.28	3,373,238.75	3,373,238.75
260	University of Washington Operating Fees	123.54	123.54	123.54
262	Manufactured Home Installation Training	736,390.26	20,291.25	20,909.00	735,772.51	303.00	736,075.51
263	Community and Economic Development Fee	5,670,769.51	3,000.00	273,559.91	5,400,209.60	44,126.28	5,444,335.88
267	Recreation Resources	25,651,443.91	382,014.97	(1,367,966.41)	27,401,425.29	84,982.42	27,486,407.71
268	Nonhighway and Off-Road Vehicle Activities (NOVA) Program	16,930,515.06	409,163.08	114,548.62	17,225,129.52	18.76	17,225,148.28
269	Parks Renewal and Stewardship	38,176,786.07	7,508,267.67	6,553,797.44	39,131,256.30	374,213.49	39,505,469.79
26A	Carbon Emissions Reduction	408,911,765.48	4,727,155.73	404,184,609.75	404,184,609.75
26B	Climate Investment	406,163,941.67	759.89	4,766,236.77	401,398,464.79	643,285.24	402,041,750.03
26C	Climate Commitment	708,912,613.27	13,015.36	31,478,810.70	677,446,817.93	1,884,214.32	679,331,032.25
26D	Natural Climate Solutions	181,993,002.98	8,075,483.23	173,917,519.75	621,083.87	174,538,603.62
26E	Air Quality and Health Disparities Improvement	23,452,133.52	119,888.58	23,332,244.94	4,131.28	23,336,376.22
26M	Climate Active Transportation	64,039,980.88	194,329.43	3,074,725.93	61,159,584.38	61,159,584.38
26N	Climate Transit Programs	(77,131,641.73)	(249,700.56)	11,170,403.74	(88,551,746.03)	113,189.00	(88,438,557.03)
26P	Move Ahead WA	722,335,025.01	42,938,019.87	79,278,988.42	685,994,056.46	802,036.21	686,796,092.67
26Q	Move Ahead WA Flexible	85,289,555.35	2,638,829.58	2,989,921.49	84,938,463.44	104.00	84,938,567.44
26W	Renewable Fuels Accelerator
271	Washington State University Operating Fees
275	Central Washington University Operating Fees
277	State Agency Parking	293,893.01	7,472.54	286,420.47	1,950.00	288,370.47
27P	Price Ceiling Unit Emission Reduction Investment
27T	Derelict Structure Removal
27W	OPIOID Abatement Settlement	(11,965,518.88)	12,623,609.79	6,756,882.83	(6,098,791.92)	103,843.00	(5,994,948.92)
285	Growth Management Planning and Environmental Review	3,349,770.23	167,775.68	8,000.00	3,509,545.91	3,509,545.91
28A	State Hazard Mitigation Revolving Loan
28F	Clean Fuels Transportation Investment
28G	Covenant Homeownership	16,576,994.13	6,390,862.94	16,490,794.41	6,477,062.66	6,477,062.66
28J	Renewable Energy Local Benefit
28M	Land Bank	2,397,974.00	2,397,974.00	2,397,974.00

RECEIPTS & DISBURSEMENTS FOR TREASURY FUNDS

		May 1, 2025	May 2025		May 31, 2025		
		Beginning Book Balance	Plus Receipts	Less Disbursements	Ending Book Balance	Outstanding Warrants	Ending Cash Balance
SPECIAL REVENUE FUNDS (Continued)							
28R	Family Medicine Workforce Development	\$	\$	\$	\$	\$	\$
28S	Stadium World Cup Capital	10,000,000.00	10,000,000.00	10,000,000.00
28U	Clean Fuels Credit
28V	Inflation Reduction Elective Pay
296	Columbia River Basin Water Supply Rev Recovery	7,810,698.34	519,521.90	34,329.57	8,295,890.67	8,295,890.67
29A	Tribal OPIOID Prevention and Treatment
29C	Prescribed Fire Claims
29D	Medicaid Access Program
315	Dedicated Cannabis	309,244,403.70	35,138,358.57	5,205,234.38	339,177,527.89	70,082.85	339,247,610.74
319	Public Health Supplemental	2,260,271.82	9,733.65	117,070.95	2,152,934.52	3,250.00	2,156,184.52
404	State Treasurer's Service	99,461,586.88	3,241,256.04	1,074,646.04	101,628,196.88	21,752.11	101,649,948.99
408	Coastal Protection	2,572,923.80	35,150.58	39,032.42	2,569,041.96	2,569,041.96
441	Local Government Archives	2,873,372.64	246,040.58	392,005.67	2,727,407.55	18,248.59	2,745,656.14
500	Perpetual Surveillance and Maintenance	53,338,039.60	158,168.06	53,496,207.66	53,496,207.66
507	Oyster Reserve Land	658,304.14	1,956.57	18,066.54	642,194.17	2,921.67	645,115.84
511	Tacoma Narrows Toll Bridge	24,774,854.88	(8,309,071.49)	(4,886,796.09)	21,352,579.48	21,352,579.48
513	Derelict Vessel Removal	3,764,840.97	1,163,313.75	167,075.84	4,761,078.88	25,440.58	4,786,519.46
532	Washington Housing Trust Fund	35,975,928.90	533,035.46	468,566.63	36,040,397.73	3,356.29	36,043,754.02
535	Alaskan Way Viaduct Replacement Project	98,682,453.19	373,086.00	(2,133,436.98)	101,188,976.17	101,188,976.17
549	Election	6,580,379.23	19,398.24	6,599,777.47	6,599,777.47
550	Transportation 2003	(20,848,837.89)	(4,836,828.40)	694,628.05	(26,380,294.34)	82,544.18	(26,297,750.16)
562	Skilled Nursing Facility Safety Net Trust	6,091,636.74	9,985.55	538,938.09	5,562,684.20	10,994.00	5,573,678.20
564	Water Pollution Control Revolving Administration	6,145,715.63	860,887.59	477,082.26	6,529,520.96	184.00	6,529,704.96
565	Yakima Integrated Plan Implementation Revenue Recovery
566	Community Forest Trust	366,516.49	1,114.73	(6,378.20)	374,009.42	374,009.42
571	Multiuse Roadway Safety	1,902,551.43	35,724.91	12.00	1,938,264.34	1,938,264.34
595	I-405 and SR-167 Express Toll Lanes	226,571,252.51	716,903.92	(11,162,498.56)	238,450,654.99	15,417.43	238,466,072.42
600	Department of Retirement Systems Expense	30,753,796.75	5,893,471.21	6,135,034.90	30,512,233.06	436.61	30,512,669.67
689	Rural Washington Loan	857,674.66	3,392.52	278,871.68	582,195.50	582,195.50
727	Water Pollution Control Revolving	163,576,208.45	9,939,123.63	15,158,367.38	158,356,964.70	374,276.68	158,731,241.38
733	Capitol Campus Reserve
777	Prostitution Prevention and Intervention	108,878.59	1,400.80	110,279.39	110,279.39
785	State Educational Trust Fund	3,968,123.94	380,245.66	4,348,369.60	4,348,369.60

RECEIPTS & DISBURSEMENTS FOR TREASURY FUNDS

		May 1, 2025	May 2025		May 31, 2025		
		Beginning Book Balance	Plus Receipts	Less Disbursements	Ending Book Balance	Outstanding Warrants	Ending Cash Balance
SPECIAL REVENUE FUNDS (Continued)							
818	Youth Athletic Facility	\$ 31,643,528.35	\$ 94,198.07	\$ 563,898.04	\$ 31,173,828.38	\$	\$ 31,173,828.38
825	Tobacco Settlement	277,882,404.42	(277,882,404.42)
844	Money-Purchase Retirement Savings Administrative
851	Developmental Disabilities Community Services	20,760,084.02	63,060.32	1,140,639.95	19,682,504.39	3,077.88	19,685,582.27
874	OASI Revolving	256,637.23	54,769.98	14,651.92	296,755.29	2.17	296,757.46
887	Public Facilities Construction Loan Revolving	48,662,547.01	858,196.29	745,178.85	48,775,564.45	2,501.73	48,778,066.18
888	Deferred Compensation Administrative	6,108,363.96	(90,216.69)	1,279,616.75	4,738,530.52	16.10	4,738,546.62
893	Radiation Perpetual Maintenance	393,451.18	1,166.76	394,617.94	394,617.94
TOTAL SPECIAL REVENUE FUNDS		<u>\$ 9,712,375,221.86</u>	<u>\$ 692,265,803.56</u>	<u>\$ 1,348,845,419.27</u>	<u>\$ 9,055,795,606.15</u>	<u>\$ 22,542,458.26</u>	<u>\$ 9,078,338,064.41</u>
DEBT SERVICE FUNDS							
303	Highway Bond Retirement	\$ 361,281,737.12	\$ 205,267,708.25	\$ 141,088,203.57	\$ 425,461,241.80	\$	\$ 425,461,241.80
304	Ferry Bond Retirement	16,942.82	50.24	16,993.06	16,993.06
305	Transportation Improvement Board Bond Retirement	7,287,590.83	401,516.63	7,689,107.46	7,689,107.46
347	Washington State University Bond Retirement	94,623,212.47	1,590,793.08	(120,112.48)	96,334,118.03	96,334,118.03
348	University of Washington Bond Retirement	36,022,435.11	7,021,941.15	236,784.56	42,807,591.70	42,807,591.70
380	Debt-Limit General Fund Bond Retirement	3,600,000.00	387,673,443.30	391,258,842.36	14,600.94	14,600.94
381	Debt-Limit Reimbursable Bond Retirement
382	Nondebt-Limit General Fund Bond Retirement
383	Nondebt-Limit Reimbursable Bond Retirement
384	Nondebt-Limit Proprietary Appropriated Bond Retirement
385	Nondebt-Limit Proprietary Nonappropriated Bond Retirement
386	Nondebt-Limit Revenue Bond Retirement
389	Toll Facility Bond Retirement	30,999,333.27	4,319,795.13	35,319,128.40	35,319,128.40
TOTAL DEBT SERVICE FUNDS		<u>\$ 533,831,251.62</u>	<u>\$ 606,275,247.78</u>	<u>\$ 532,463,718.01</u>	<u>\$ 607,642,781.39</u>	<u>\$</u>	<u>\$ 607,642,781.39</u>
CAPITAL PROJECTS FUNDS							
036	Capitol Building Construction	\$ 14,595,100.54	\$ 45,278.20	\$ (828,216.04)	\$ 15,468,594.78	\$	\$ 15,468,594.78
057	State Building Construction	364,046,376.14	(5,995,017.61)	131,246,026.06	226,805,332.47	8,210,556.98	235,015,889.45
060	Community and Technical College Capital Projects	39,759,843.24	5,617,264.10	2,756,359.88	42,620,747.46	42,620,747.46
061	Eastern Washington University Capital Projects	7,701,129.63	194,741.95	482,873.90	7,412,997.68	7,412,997.68

RECEIPTS & DISBURSEMENTS FOR TREASURY FUNDS

		May 1, 2025		May 2025		May 31, 2025	
		Beginning	Plus	Less	Ending	Outstanding	Ending
		Book Balance	Receipts	Disbursements	Book Balance	Warrants	Cash Balance
CAPITAL PROJECTS FUNDS (Continued)							
062	Washington State University Building	\$ 9,986,976.49	\$ 31,128.30	\$	\$ 10,018,104.79	\$	\$ 10,018,104.79
063	Central Washington University Capital Projects	3,046,500.48	181,449.01	(975.41)	3,228,924.90	3,228,924.90
064	University of Washington Building	4,290,382.68	6,831,238.37	8,544,381.63	2,577,239.42	2,577,239.42
065	Western Washington University Capital Projects	11,750,727.50	204,052.97	587,379.04	11,367,401.43	11,367,401.43
066	The Evergreen State College Capital Projects	3,432,287.81	181,628.41	99,295.12	3,514,621.10	3,514,621.10
075	State Social and Health Services Construction	9,396.39	9,396.39	9,396.39
18B	Columbia River BasinTax Bond Water Supply Development	1,372,772.52	4,070.90	1,376,843.42	1,376,843.42
245	Public Safety Reimbursable Bond	4.12	4.12	4.12
246	Community and Technical College Forest Reserve	5,260,699.17	5,260,699.17	5,260,699.17
289	Thurston County Capital Facilities	9,662,912.98	377,772.64	9,881.96	10,030,803.66	834.00	10,031,637.66
357	Gardner-Evans Higher Education Construction	45,698.05	45,698.05	45,698.05
364	Military Department Capital	3,895,293.84	3,895,293.84	3,895,293.84
367	Chehalis Basin Taxable
373	Coronavirus Capital Projects	(8,318,004.98)	4,139,095.80	(12,457,100.78)	(12,457,100.78)
TOTAL CAPITAL PROJECTS FUNDS		\$ 470,538,096.60	\$ 7,673,607.24	\$ 147,036,101.94	\$ 331,175,601.90	\$ 8,211,390.98	\$ 339,386,992.88
PERMANENT FUNDS							
04B	Natural Resources Real Property Replacement	\$ 55,562,022.32	\$ 166,547.54	\$ 24,824.14	\$ 55,703,745.72	\$	\$ 55,703,745.72
601	Agricultural Permanent	55,316.52	(23,226.98)	78,543.50	78,543.50
603	Millersylvania Park Trust	6,311.89	18.71	6,330.60	6,330.60
604	Normal School Permanent	77,417.30	7,667.38	69,749.92	69,749.92
605	Permanent Common School	56,676.86	145,969.21	138,727.72	63,918.35	63,918.35
606	Scientific Permanent	337,821.16	133,600.03	204,221.13	204,221.13
607	State University Permanent	150,291.02	4,996.40	145,294.62	145,294.62
TOTAL PERMANENT FUNDS		\$ 56,245,857.07	\$ 312,535.46	\$ 286,588.69	\$ 56,271,803.84	\$	\$ 56,271,803.84
ENTERPRISE FUNDS							
401	Correctional Industries	\$ 2,298,585.86	\$ 9,867,543.15	\$ 9,889,216.01	\$ 2,276,913.00	\$ 412,408.26	\$ 2,689,321.26
407	Secretary of State's Revolving	22,991,180.02	1,463,956.75	1,589,424.86	22,865,711.91	128,805.03	22,994,516.94
418	State Health Care Authority Administrative	2,194,948.41	1,705,682.37	1,538,921.79	2,361,708.99	8.75	2,361,717.74
492	School Employees' Insurance Administrative	1,210,846.97	1,273,080.00	1,202,140.62	1,281,786.35	62.65	1,281,849.00
578	Lottery Administrative	1,938,629.33	1,053,556.65	1,478,456.86	1,513,729.12	10,700.79	1,524,429.91

RECEIPTS & DISBURSEMENTS FOR TREASURY FUNDS

		May 1, 2025		May 2025		May 31, 2025		
		Beginning Book Balance	Plus Receipts	Less Disbursements	Ending Book Balance	Outstanding Warrants	Ending Cash Balance	
ENTERPRISE FUNDS (Continued)								
608	Accident	\$ 48,644,161.20	\$ 333,566,891.61	\$ 382,431,731.23	\$ (220,678.42)	\$ 11,976,014.16	\$	11,755,335.74
609	Medical Aid	23,178,772.92	147,391,344.95	169,777,263.83	792,854.04	10,311,479.51		11,104,333.55
610	Accident Reserve	1,973,377.12	101,809,148.60	103,664,503.97	118,021.75	1,057,009.56		1,175,031.31
881	Supplemental Pension	22,511,558.03	210,048,999.62	232,334,090.20	226,467.45	2,344,724.21		2,571,191.66
883	Second Injury	95,470,635.89	533,047.10	142,238.21	95,861,444.78	40,987.13		95,902,431.91
TOTAL ENTERPRISE FUNDS		\$ 222,412,695.75	\$ 808,713,250.80	\$ 904,047,987.58	\$ 127,077,958.97	\$ 26,282,200.05	\$	153,360,159.02
INTERNAL SERVICE FUNDS								
006	Public Records Efficiency, Preservation & Access	\$ 1,444,188.08	\$ 120,389.62	\$ 845,207.21	\$ 719,370.49	\$ 9,815.11	\$	729,185.60
405	Legal Services Revolving	34,828,735.08	19,327,025.63	20,548,840.64	33,606,920.07	110,213.69		33,717,133.76
410	Transportation Equipment	57,950,293.69	1,288,073.77	1,675,000.20	57,563,367.26	1,235,324.71		58,798,691.97
415	Personnel Service	18,268,659.42	2,037,705.41	893,755.15	19,412,609.68	3,505.59		19,416,115.27
455	Higher Education Personnel Service	1,095,807.33	361,462.00	143,837.08	1,313,432.25	1,128.45		1,314,560.70
462	Government Central Service	3,216,247.64	2,052,840.67	663,451.07	4,605,637.24	9,870.00		4,615,507.24
468	OFM Central Service	5,663,626.22	5,757,096.05	1,385,460.79	10,035,261.48		10,035,261.48
483	Auditing Services Revolving	1,302,442.28	906,361.09	859,331.92	1,349,471.45	528.57		1,350,000.02
484	Administrative Hearings Revolving	10,891,887.81	2,617,624.00	2,822,123.51	10,687,388.30	6,272.18		10,693,660.48
TOTAL INTERNAL SERVICE FUNDS		\$ 134,661,887.55	\$ 34,468,578.24	\$ 29,837,007.57	\$ 139,293,458.22	\$ 1,376,658.30	\$	140,670,116.52
PENSION TRUST FUNDS								
614	Volunteer Firefighters' Relief and Pension Principal Fund	\$ 1,016,544.17	\$ 546,840.85	\$ 1,375,507.75	\$ 187,877.27	\$ 489,344.38	\$	677,221.65
615	State Patrol - Plan1	1,103,818.49	8,484,084.39	8,434,508.30	1,153,394.58	19,359.56		1,172,754.14
616	Judges' Retirement	1,763,686.90	5,252.93	16,947.96	1,751,991.87		1,751,991.87
624	Reserve Officer's Relief/Pension Principal Fund	3,219.50	11,957.33	12,621.07	2,555.76	4,473.61		7,029.37
630	State Patrol - Plan 2	921,128.74	2,517,083.89	2,466,231.64	971,980.99		971,980.99
631	Public Employees' Retirement System Plan 1	8,253,318.29	141,488,041.99	140,751,348.29	8,990,011.99	171,076.74		9,161,088.73
632	Teachers' Retirement System Plan 1	5,396,929.42	83,766,001.03	82,458,095.65	6,704,834.80	116,448.77		6,821,283.57
633	School Employees' Retirement System Combined Plan 2 & 3	7,266,041.39	88,383,494.17	87,595,183.97	8,054,351.59	126,497.08		8,180,848.67
635	Public Safety Employees Retirement System Plan 2	664,186.66	16,324,155.76	16,257,214.08	731,128.34	10,110.47		741,238.81
641	Public Employees' Retirement System Combined Plan 2 & 3	26,632,509.25	416,009,084.98	417,813,508.08	24,828,086.15	1,429,811.55		26,257,897.70
642	Teachers' Retirement System Combined Plan 2 and 3	24,069,686.86	230,820,838.78	229,709,910.92	25,180,614.72	209,976.18		25,390,590.90

RECEIPTS & DISBURSEMENTS FOR TREASURY FUNDS

		May 1, 2025	May 2025		May 31, 2025		
		Beginning Book Balance	Plus Receipts	Less Disbursements	Ending Book Balance	Outstanding Warrants	Ending Cash Balance
PENSION TRUST FUNDS (Continued)							
661	Higher Ed Retirement Plan Supplemental Benefit-UW	\$ 228.85	\$ 769,682.92	\$ 769,834.68	\$ 77.09	\$	\$ 77.09
662	Higher Ed Retirement Plan Supplemental Benefit -WSU	99,102.14	99,102.14
663	Higher Ed Retirement Plan Supplemental Benefit-EWU	7,798.59	15,664.80	15,590.02	7,873.37	7,873.37
664	Higher Ed Retirement Plan Supplemental Benefit-CWU	16,795.85	16,795.85
665	Higher Ed Retirement Plan Supplemental Benefit-TESC	4,565.72	4,565.72
667	Higher Ed Retirement Plan Supplemental Benefit-WWU	24,268.99	24,268.99
668	Higher Ed Retirement Plan Supplemental Benefit -SBCTC	91,518.52	91,518.52
722	Deferred Compensation Principal	8,190,065.98	92,994,486.99	94,035,173.46	7,149,379.51	223.01	7,149,602.52
729	Judicial Retirement Principal	11,505.43	9,075.48	9,041.06	11,539.85	11,539.85
819	LEOFF Plan 1 Retirement	3,095,537.34	34,849,391.91	34,621,867.32	3,323,061.93	79,845.05	3,402,906.98
829	LEOFF Plan 2 Retirement	9,064,689.60	110,408,962.31	108,520,688.77	10,952,963.14	71,999.33	11,024,962.47
882	Washington Judicial Retirement System	10,400,804.72	31,588.83	502,755.02	9,929,638.53	9,929,638.53
TOTAL PENSION TRUST FUNDS		\$ 107,861,700.18	\$ 1,227,671,940.56	\$ 1,225,602,279.26	\$ 109,931,361.48	\$ 2,729,165.73	\$ 112,660,527.21
CUSTODIAL FUNDS							
01P	Suspense	\$ 124,942,218.35	\$ 2,924,344,580.47	\$ 2,920,619,309.76	\$ 128,667,489.06	\$ 226,668.89	\$ 128,894,157.95
01R	Undistributed Receipts	32,548.80	32,548.80	32,548.80
01T	Local Leasehold Excise Tax	2,966,857.28	2,673,025.60	293,831.68	293,831.68
034	Local Sales and Use Tax
035	State Payroll Revolving	17,823,199.65	773,015,338.25	757,170,517.52	33,668,020.38	1,649,142.26	35,317,162.64
768	Local Real Estate Excise Tax
795	State Investment Board Commingled Monthly Bond	420.14	420.14
865	State Investment Board Commingled Trust	1,742,889.48	1,742,889.48
877	OASI Contribution
TOTAL CUSTODIAL FUNDS		\$ 145,764,824.08	\$ 3,699,103,228.34	\$ 3,682,206,162.50	\$ 162,661,889.92	\$ 1,875,811.15	\$ 164,537,701.07
TOTAL TREASURY FUNDS		\$ 12,378,190,253.87	\$ 13,338,448,319.27	\$ 12,658,715,754.67	\$ 13,057,922,818.47	\$ 145,536,357.95	\$ 13,203,459,176.42

NOTE: Funds with zero balances that are scheduled to become inactive may no longer appear on this report.

RECEIPTS & DISBURSEMENTS FOR TREASURER'S TRUST FUNDS

		May 1, 2025	May 2025		May 31, 2025		
		Beginning Book Balance	Plus Receipts	Less Disbursements	Ending Book Balance	Outstanding Warrants	Ending Cash Balance
GENERAL FUND							
06N	Local Tax Administration	\$	\$	\$	\$	\$	\$
07F	Commercial Fisheries Buyback
08B	Foster Care Endowed Scholarship Trust	17,977.38	53.31	18,030.69	18,030.69
08E	Individual Development Account Program	2,249.38	6.67	2,256.05	2,256.05
08N	State Financial Aid	33,422,871.56	78,414,067.24	59,618,387.60	52,218,551.20	6,327.57	52,224,878.77
08T	Transportation Innovative Partnership
11M	Poet Laureate	115.55	115.55	115.55
11R	Hospital Infection Control Grant
12L	Outdoor Education and Recreation Prog	1,615,689.54	1,615,689.54	1,615,689.54
12P	Geoduck Aquaculture Research
131	Fair	972,058.31	9,386.94	2,037.36	979,407.89	24,362.07	1,003,769.96
14N	Legislative Oral History	84,139.20	84,139.20	84,139.20
14P	Skeletal Human Remains Assistance	610,146.45	26.67	610,119.78	610,119.78
15B	Food Animal Vet Scholarship
15N	Business Assistance
16F	Washington State Flag
16K	Mortgage Recovery
16R	Multiagency Permitting Team	107,329.67	318.28	107,647.95	107,647.95
17R	Aerospace Training Student Loan	158,778.18	1,482.78	2,606.55	157,654.41	157,654.41
18C	Native Education Public-Private Partnership
18F	High School Completion
18G	Opportunity Scholarship Match Transfer	2,779,387.52	(221,000.00)	471,520.91	2,086,866.61	2,086,866.61
18K	24/7 Sobriety	25,367.84	510.16	25,878.00	25,878.00
18V	Science, Technology, Engineering and Math Education Lighthouse
19J	Universal Communications Services	213,610.06	29,964.50	183,645.56	183,645.56
20L	Early Start	130,497.79	130,497.79	130,497.79
21J	Gina Grant Bull Memorial Legislative Page Scholarship	35,694.21	109.85	35,804.06	35,804.06
21L	Low-Income Home Rehabilitation	224,850.92	666.78	15,212.50	210,305.20	210,305.20
21T	Suicide-Safer Homes Project	25,000.01	25,000.01	25,000.01
22A	State Agency Office Relocation Pool	3,713,918.26	344,462.28	3,369,455.98	3,369,455.98
22B	Highway Worker Memorial Scholarship
22S	Landlord Mitigation Program	1,661,823.13	229,901.34	862,905.38	1,028,819.09	231,587.61	1,260,406.70
22V	Medical Student Loan	1,751,479.24	1,751,479.24	1,751,479.24

RECEIPTS & DISBURSEMENTS FOR TREASURER'S TRUST FUNDS

		May 1, 2025	May 2025		May 31, 2025		
		Beginning Book Balance	Plus Receipts	Less Disbursements	Ending Book Balance	Outstanding Warrants	Ending Cash Balance
GENERAL FUND (Continued)							
23B	Rural Jobs Program Match Transfer	\$ 203,895.86	\$	\$	\$ 203,895.86	\$	\$ 203,895.86
23E	Washington History Day	102,138.69	302.89	102,441.58	102,441.58
23F	Open Educational Resources
23L	Indian Health Improvement Reinvestment	1,394,241.63	33,513.78	38,429.25	1,389,326.16	1,389,326.16
24A	Behavioral Health Loan Repayment & Scholarship Program	9,862,261.12	36,973.80	1,130,979.04	8,768,255.88	61,760.70	8,830,016.58
24F	Veterans Service Officer
24W	Undocumented Student Support Loan Match
25B	Unemployment Insurance Relief	30,284.75	30,284.75	30,284.75
25E	Rosa Franklin Legislative Internship Program Scholarship	3,448.99	13.74	3,462.73	3,462.73
25J	Department of Transportation Purple Heart State
25K	Department of Veterans' Affairs Purple Heart State	2,803.97	2,803.97	2,803.97
25L	Military Department Purple Heart State
26F	Billy Frank Jr. National Statuary Hall Collection
27E	Equitable Access to Credit Program	9,493,806.00	283,961.00	9,777,767.00	9,777,767.00
27H	Veterans & Military Members Suicide Prevention	21,493.00	229.89	21,722.89	21,722.89
27M	WA State Global War on Terror Memorial	12,650.00	12,650.00	12,650.00
28B	Employee Ownership Revolving Loan Program
28N	Surgical Smoke Evacuation	299,000.00	4,000.00	295,000.00	295,000.00
28Q	Port District Equity Fund	1,000,000.00	1,000,000.00	1,000,000.00
290	Savings Incentive	1,956,003.95	4,354.99	1,951,648.96	1,951,648.96
447	Information Technology Investment Revolving	27,400,441.84	52,943.60	4,074,843.40	23,378,542.04	45,137.29	23,423,679.33
490	Regional Transportation Investment District
514	Agricultural Conservation Easements
534	Washington Graduate Fellowship Trust	489.80	489.80	489.80
551	Washington Youth and Families	124,634.31	124,634.31	124,634.31
552	Conservation Assistance Revolving	463,714.45	463,714.45	463,714.45
653	Washington Distinguished Professorship Trust
703	COVID-19 Unemployment
704	COVID-19 Public Health Response	(29,478,481.45)	22,310,518.11	7,803,443.94	(14,971,407.28)	402,633.71	(14,568,773.57)
708	Salary/Insurance Contribution Increase Revolving	169,080.41	169,080.41	169,080.41
743	College Faculty Awards Trust	186.14	186.14	186.14
747	Health Professional Loan Repayment & Scholarship Program	36,938,455.52	775.69	1,170,641.09	35,768,590.12	75,238.78	35,843,828.90

RECEIPTS & DISBURSEMENTS FOR TREASURER'S TRUST FUNDS

		May 1, 2025	May 2025			May 31, 2025		
		Beginning Book Balance	Plus Receipts	Less Disbursements	Ending Book Balance	Outstanding Warrants	Ending Cash Balance	
GENERAL FUND (Continued)								
748	WA Career and College Pathways Innov Challenge	\$ 12,531,904.15	\$ 1,538,257.90	\$ 57,955.28	\$ 14,012,206.77	\$ 266,746.00	\$ 14,278,952.77	
781	Cross-State Trail	473.10	473.10	473.10	
793	Health Insurance Pool	
835	Four Year Student Child Care in Higher Education	50,964.11	6,805.00	44,159.11	44,159.11	
TOTAL GENERAL FUND		\$ 120,136,874.54	\$ 102,692,993.75	\$ 75,638,575.74	\$ 147,191,292.55	\$ 1,113,793.73	\$ 148,305,086.28	
SPECIAL REVENUE FUNDS								
01F	Crime Victims' Compensation	\$ 3,255,649.82	\$ 141,723.56	\$	\$ 3,397,373.38	\$	\$ 3,397,373.38	
03K	Industrial Insurance Premium Refund	7,580,832.99	1,314,175.29	1,407,070.40	7,487,937.88	7,487,937.88	
04F	Real Estate Education Program	588,444.03	2,969.39	9,854.98	581,558.44	581,558.44	
06H	Oral History, State Library, and Archives	30,832.36	57,248.30	27,390.49	60,690.17	60,690.17	
06J	Securities Prosecution	1,518,054.72	67,500.00	1,585,554.72	1,585,554.72	
07A	Mortgage Lending Fraud Prosecution	48,089.78	17,393.40	15,756.00	49,727.18	49,727.18	
07B	Organ and Tissue Donation Awareness	67,125.74	46,591.25	113,716.99	113,716.99	
07E	Contract Harvesting Revolving	4,828,332.65	16,371.29	(1,383,972.94)	6,228,676.88	6,228,676.88	
07J	"Helping Kids Speak"	3,971.80	1,537.92	2,975.18	2,534.54	2,534.54	
07K	Special License Plate Applicant Trust	12,206.00	12,206.00	12,206.00	
07L	Legislative International Trade	735.85	735.85	735.85	
07N	Produce Railcar Pool	55.51	0.16	55.67	55.67	
07T	Commemorative Works	3,802.62	11.28	3,813.90	3,813.90	
07V	Fish and Wildlife Enforcement Reward	201,206.04	6,549.96	1,264.01	206,491.99	206,491.99	
08C	Gonzaga University Alumni Association	8,799.55	4,433.95	6,883.19	6,350.31	6,350.31	
08F	Lighthouse Environmental Programs	16,354.14	6,123.19	11,394.11	11,083.22	11,083.22	
08G	Flexible Spending Administrative	2,499,604.84	88,707.00	87,973.57	2,500,338.27	2,500,338.27	
08J	Prescription Drug Consortium	76,999.66	76,999.66	76,999.66	
08L	"Ski & Ride Washington"	7,374.79	2,673.30	3,742.31	6,305.78	6,305.78	
08P	State Parks Education and Enhancement	393,037.42	12,485.14	6,478.56	399,044.00	399,044.00	
08V	Veterans Stewardship	1,032,128.78	60,375.27	66,342.05	1,026,162.00	11,495.98	1,037,657.98	
08W	"Washington's National Park Fund"	49,142.55	28,272.76	45,366.93	32,048.38	32,048.38	
098	Eastern Washington Pheasant Enhancement	48,509.71	25,120.65	366.00	73,264.36	366.00	73,630.36	
09A	We Love Our Pets	15,717.37	4,374.67	8,153.69	11,938.35	11,938.35	
09B	Boating Safety Education Certification	888,779.81	25,880.00	18,123.19	896,536.62	685.00	897,221.62	
09J	Washington Coastal Crab Pot Buoy Tag	220,006.62	825.00	4,968.43	215,863.19	215,863.19	

RECEIPTS & DISBURSEMENTS FOR TREASURER'S TRUST FUNDS

		May 1, 2025	May 2025		May 31, 2025		
		Beginning Book Balance	Plus Receipts	Less Disbursements	Ending Book Balance	Outstanding Warrants	Ending Cash Balance
SPECIAL REVENUE FUNDS (Continued)							
09K	Life Sciences Discovery	\$ 100,541.09	\$ 372.06	\$	\$ 100,913.15	\$	\$ 100,913.15
09L	Nursing Resource Center	525,641.43	83,468.00	137,880.16	471,229.27	8.00	471,237.27
10F	"Share the Road"	18,035.94	5,855.39	7,274.02	16,617.31	16,617.31
11A	Employment Training Finance	318,786.05	13,037.34	331,823.39	331,823.39
11J	Electronic Products Recycling	1,407,035.80	13,353.60	1,393,682.20	1,106.25	1,394,788.45
11P	Large On-Site Sewage Systems
11V	Veteran Estate Management	(6,977.60)	44,805.72	35,306.90	2,521.22	2,521.22
126	Agricultural Local	39,965,349.69	2,598,333.46	3,369,349.32	39,194,333.83	100,885.86	39,295,219.69
128	Grain Inspection Revolving	4,681,344.64	2,121,685.27	1,343,934.64	5,459,095.27	1,467.05	5,460,562.32
12E	Assisted Living Facility Management	1,047,604.25	(16,911.18)	1,064,515.43	1,064,515.43
12F	Manufactured/Mobile Home Dispute Resol	1,921,641.64	29,475.00	82,850.63	1,868,266.01	1,868,266.01
12G	Rockfish Research	314,334.06	31,536.46	38,959.04	306,911.48	2.00	306,913.48
12H	Uniformed Service Shared Leave Pool	939,686.47	2,057.29	937,629.18	937,629.18
12N	Get Ready For Math & Science Schlarshp	365,214.30	1,933.58	367,147.88	367,147.88
133	Children's Trust	382,955.59	3,856.89	18,898.91	367,913.57	52.30	367,965.87
14E	Washington State Library Operations	4,234,915.18	327,380.10	594,403.22	3,967,892.06	1,564.20	3,969,456.26
14W	Reduced Cigarette Ignition Propensity	964,050.76	7,630.71	1,902.45	969,779.02	969,779.02
15V	Funeral and Cemetery	1,317,639.33	18,324.54	70,385.97	1,265,577.90	1,135.07	1,266,712.97
15W	Guaranteed Asset Protection Waiver	19,750.00	19,750.00	19,750.00
163	Worker and Community Right to Know	4,384,822.21	17,004.99	214,739.15	4,187,088.05	58.58	4,187,146.63
169	Horse Racing Commission Operating	1,102,606.51	238,351.07	185,872.58	1,155,085.00	50.00	1,155,135.00
16B	Landscape Architects' License	490,089.35	27,086.85	15,879.83	501,296.37	501,296.37
16E	Spec Forest Products Outreach/Education	77,099.83	43.37	77,143.20	77,143.20
16G	Universal Vaccine Purchase	5,981,836.74	9,114,731.06	7,151,109.85	7,945,457.95	747,417.00	8,692,874.95
16L	Accessible Communities	1,211,886.55	32,842.27	22,179.65	1,222,549.17	1,222,549.17
16N	Disabled Veterans Assistance	1,625.00	1,625.00	1,625.00
16T	Mercury-Containing Light Product Stewardship Programs	315,242.67	1,470.18	313,772.49	313,772.49
17L	Foreclosure Fairness	1,254,634.31	203,350.00	17,091.55	1,440,892.76	1,440,892.76
17M	Individual-Based/Portable Background Check Clearance
17V	Volunteer Firefighters	7,871.75	2,317.74	4,852.42	5,337.07	5,337.07
180	Local Government Administrative Hearings	211,470.80	3,742.14	88.00	215,124.94	215,124.94
189	Clarke-McNary
18E	Educator Certification Processing	4,605,809.52	357,557.00	175,131.43	4,788,235.09	7,283.44	4,795,518.53

RECEIPTS & DISBURSEMENTS FOR TREASURER'S TRUST FUNDS

		May 1, 2025	May 2025		May 31, 2025		
		Beginning Book Balance	Plus Receipts	Less Disbursements	Ending Book Balance	Outstanding Warrants	Ending Cash Balance
SPECIAL REVENUE FUNDS (Continued)							
18M	Music Matters Awareness	\$ 9,419.74	\$ 5,012.64	\$ 7,656.36	\$ 6,776.02	\$	\$ 6,776.02
18N	Damage Prevention	151,144.94	7,200.00	4,665.15	153,679.79	153,679.79
18R	Seattle Sounders FC	7,507.85	2,912.81	5,160.31	5,260.35	5,260.35
190	Forest Fire Protection Assessment	3,797,250.70	1,381.55	(1,996,319.36)	5,794,951.61	2,775.22	5,797,726.83
193	State Forest Nursery Revolving	1,796,197.41	2,178.68	(195,476.81)	1,993,852.90	1,886.97	1,995,739.87
195	Energy	0.21	0.21	0.21
197	Statute Law Committee Publications	865,896.34	370.33	21,623.47	844,643.20	844,643.20
198	Access Road Revolving	5,528,169.66	5,023.45	155,217.07	5,377,976.04	382.51	5,378,358.55
19B	School for the Blind	2,422,560.32	992,500.86	274,356.26	3,140,704.92	200.00	3,140,904.92
19E	4-H Program	570.40	337.47	655.87	252.00	252.00
19F	Seattle Seahawks	57,581.50	17,773.31	32,443.55	42,911.26	42,911.26
19H	Center for Deaf/Hard of Hearing Youth	2,856,759.82	109,824.51	22,994.23	2,943,590.10	2,943,590.10
19M	Seattle University	15,564.03	503.03	957.51	15,109.55	15,109.55
19P	Child Rescue	144,616.81	423.17	145,039.98	145,039.98
19R	Residential Services and Support	56,228.14	2,232.21	53,995.93	53,995.93
19W	Wolf-Livestock Conflict	188,942.32	22,661.60	166,280.72	166,280.72
205	Mobile Home Park Relocation	5,723,215.10	115,741.77	51,180.51	5,787,776.36	5,787,776.36
206	Cost of Supervision
209	Regional Fisheries Enhancement Group	1,035,471.48	325,517.78	73,915.38	1,287,073.88	202.67	1,287,276.55
20A	State Flower	5,373.17	3,012.42	4,903.89	3,481.70	3,481.70
20D	CPA Scholarship Transfer	70,000.00	70,000.00	70,000.00
20E	WA Internet Crimes Against Children	1,464,872.42	1,464,872.42	1,464,872.42
20G	Washington Farmers and Ranchers	874.64	476.00	757.97	592.67	592.67
20P	Nursing Facility Quality Enhancement	6,754,337.44	2,853.45	6,751,483.99	6,751,483.99
20W	Washington Tennis	17,379.71	252.00	17,631.71	17,631.71
210	Fire Protection Contractor License	1,749,055.00	28,662.56	75,022.98	1,702,694.58	200.00	1,702,894.58
213	Veterans' Emblem	10,947.43	252.12	10,253.00	946.55	946.55
214	Temporary Worker Housing	185,939.95	1,996.00	29,330.35	158,605.60	158,605.60
219	Air Operating Permit	4,736,210.28	174,373.91	4,561,836.37	50.00	4,561,886.37
21A	Washington State Wrestling	1,316.21	536.05	1,233.68	618.58	618.58
21F	Fred Hutch	1,043.50	600.71	1,141.22	502.99	1,141.22	1,644.21
21G	Washington State Aviation	95,294.01	3,583.35	98,877.36	98,877.36
21N	NE WA Wolf-Livestock Management	442,096.16	1,350.22	13,371.47	430,074.91	430,074.91
21Q	Forest Health Revolving	21,338,216.52	66,076.16	794,806.90	20,609,485.78	58,848.24	20,668,334.02

RECEIPTS & DISBURSEMENTS FOR TREASURER'S TRUST FUNDS

		May 1, 2025	May 2025		May 31, 2025		
		Beginning Book Balance	Plus Receipts	Less Disbursements	Ending Book Balance	Outstanding Warrants	Ending Cash Balance
SPECIAL REVENUE FUNDS (Continued)							
21U	Veteran's In-State Service Shared Leave Pool	\$ 293,894.72	\$	\$	\$ 293,894.72	\$	\$ 293,894.72
21W	K-12 Criminal Background Check	1,377,139.37	165,845.25	51,590.06	1,491,394.56	250.00	1,491,644.56
225	Fingerprint Identification	6,550,557.57	1,055,517.75	912,474.60	6,693,600.72	332.80	6,693,933.52
22G	Photovoltaic Module Recycling	14,238.87	14,238.87	14,238.87
22H	Foster Parent Shared Leave Pool	401,981.17	(4,450.80)	406,431.97	406,431.97
22K	Watershed Restoration Enhancement	1,196,100.00	1,196,100.00	1,196,100.00
22L	Public Use General Aviation Airport Loan Revolving	4,660,187.26	105,456.48	251,381.84	4,514,261.90	4,514,261.90
22N	Fish and Wildlife Federal Lands Revolving
22P	Natural Resources Federal Lands Revolving	12,476,166.36	39,540.92	(551,671.77)	13,067,379.05	13,067,379.05
22Q	Seattle Mariners	3,242.08	3,242.08	3,242.08
23A	Student Loan Advocate	706,839.50	23,155.90	683,683.60	42.95	683,726.55
23C	Department of Licensing Tuition Recovery	167,172.92	20,042.16	187,215.08	187,215.08
23D	Student Achievement Council Tuition Recovery Trust	638,701.40	2,892.56	641,593.96	641,593.96
23K	Smoke Detection Device Awareness
23M	County Road Administration Board Emergency Loan	2,439,524.87	457,546.16	2,897,071.03	2,897,071.03
24C	San Juan Islands Programs	7,263.79	4,171.66	7,500.82	3,934.63	3,934.63
24D	Seattle Storm
24E	Washington State Library-Archives Building	22,825,200.61	274,985.32	23,100,185.93	23,100,185.93
24G	Hemp Regulatory	337,077.15	18,658.96	355,736.11	74.26	355,810.37
24R	Energy Independence Act Special
24S	Seattle NHL Hockey	12,853.84	3,012.58	15,866.42	15,866.42
24T	State Firearms Background Check System	3,072,310.63	446,652.00	369,212.18	3,149,750.45	3,149,750.45
259	Coastal Crab	104,671.62	500.00	11,049.33	94,122.29	94,122.29
25A	Washington Apples	3,391.69	3,142.41	5,984.97	549.13	549.13
25R	Recycled Content	493,213.95	144,998.36	15,307.75	622,904.56	622,904.56
25S	Recycling Enhancing	400,924.21	400,924.21	400,924.21
25V	Washington State Attorney General Charitable Asset Protection	1,262,316.23	75,097.50	53,090.10	1,284,323.63	4,169.25	1,288,492.88
26G	Energy Facility Site Eval Council	(116,396.15)	526,118.19	1,395,489.93	(985,767.89)	438.00	(985,329.89)
26J	WA State Leadership Board Spec Lic Plate	533,272.93	10,562.53	543,835.46	543,835.46
26S	Patches Pal License Plate	2,901.29	1,281.23	2,957.29	1,225.23	2,957.29	4,182.52
274	Adult Family Home	484,413.94	(500.00)	15,600.00	468,313.94	6,518.75	474,832.69
27D	Driver Resource Center	2,265,247.45	40,722.60	588,605.40	1,717,364.65	1,717,364.65

RECEIPTS & DISBURSEMENTS FOR TREASURER'S TRUST FUNDS

		May 1, 2025	May 2025		May 31, 2025		
		Beginning Book Balance	Plus Receipts	Less Disbursements	Ending Book Balance	Outstanding Warrants	Ending Cash Balance
SPECIAL REVENUE FUNDS (Continued)							
27N	Washington Wine License Plate	\$ 7,526.09	\$ 1,003.19	\$ 2,049.48	\$ 6,479.80	\$	\$ 6,479.80
27R	Medication for People Living with HIV Rebate Revenue	64,249,350.91	1,333,709.79	3,662,545.84	61,920,514.86	129,549.71	62,050,064.57
27S	Child Sexual Abuse/Trafficking Prevention
27U	Fire Protection Compliance
27V	WA State Attorney General Humane Detention
281	Impaired Driving Safety	(261,673.70)	106,469.29	95.20	(155,299.61)	142.45	(155,157.16)
283	Juvenile Accountability Incentive	341,796.25	1,013.58	342,809.83	342,809.83
28C	Responsible Battery Management
28D	Down Payment Assistance
28H	Homeowner Recovery	361,801.69	65,787.17	427,588.86	427,588.86
28L	WA State Eastern WA Cultural Land Feature
28P	Fallen Firefighter Memorial
28W	Fern Lodge Maintenance	20,000.00	20,000.00	20,000.00
297	Pipeline Safety	3,923,251.56	34,942.39	259,114.56	3,699,079.39	1,184.80	3,700,264.19
298	Geologists'	527,691.45	35,200.58	22,369.46	540,522.57	135.00	540,657.57
300	Financial Services Regulation	38,954,325.69	1,798,446.06	3,893,708.67	36,859,063.08	16,335.45	36,875,398.53
320	Puget Sound Crab Pot Buoy Tag	23,530.41	23,530.41	23,530.41
328	Crim Justice Training Commis Firing Range Maintenance	213,403.00	213,403.00	213,403.00
416	Surplus and Donated Food Commodities Revolving	3,198,844.31	1,029,648.02	4,228,492.33	4,228,492.33
424	Anti-Trust Revolving	2,504,639.38	965,036.22	1,539,603.16	1,539,603.16
474	School Employees Flexible & Dependent Care Administration	54,355.00	32,936.00	34,016.30	53,274.70	53,274.70
480	Financial Education Public-Private Partnership	151,041.17	151,041.17	151,041.17
485	Horse Racing Owners' Bonus/Breeder Awards	148,849.67	47,766.83	196,616.50	12,251.25	208,867.75
495	Toll Collection	22,106,314.74	21,130,854.65	23,893,446.16	19,343,723.23	58,379.24	19,402,102.47
496	Educator Conditional Scholarship	4,178,176.71	51,213.50	48,115.34	4,181,274.87	36,000.00	4,217,274.87
497	Horse Racing Commission Class C Purse Fund	327,170.34	7,213.75	334,384.09	334,384.09
498	Washington State Council of Fire Fighters Benevolent	27,400.91	10,415.19	22,431.34	15,384.76	15,384.76
499	Law Enforcement Memorial	69,908.15	24,424.40	45,690.80	48,641.75	48,641.75
501	Liquor Revolving	32,718,646.61	7,568,230.62	4,491,839.78	35,795,037.45	422,402.58	36,217,440.03
503	Tuition Recovery	4,917,475.30	40,230.74	26,753.98	4,930,952.06	3,500.00	4,934,452.06
515	DNA Data Base	754,013.91	8,482.83	(90.09)	762,586.83	762,586.83

RECEIPTS & DISBURSEMENTS FOR TREASURER'S TRUST FUNDS

		May 1, 2025	May 2025		May 31, 2025		
		Beginning Book Balance	Plus Receipts	Less Disbursements	Ending Book Balance	Outstanding Warrants	Ending Cash Balance
SPECIAL REVENUE FUNDS (Continued)							
516	Fruit and Vegetable Inspection	\$ 8,790,003.70	\$ 1,597,771.53	\$ 1,410,137.14	\$ 8,977,638.09	\$ 75,120.00	\$ 9,052,758.09
536	Federal Food Service Revolving	2,430,906.64	4,833,111.16	5,019,092.74	2,244,925.06	126,954.39	2,371,879.45
553	Performance Audits of Government	16,018,865.86	2,057,137.06	2,379,460.78	15,696,542.14	1,087.35	15,697,629.49
561	Community Technical College Innovation	3,838,451.26	898,655.13	834,596.03	3,902,510.36	3,902,510.36
687	Rural Rehabilitation	22,342.77	66.25	22,409.02	22,409.02
688	Federal Local Rail Service Assistance	89,263.43	223.54	89,486.97	89,486.97
731	Child Care Facility Revolving	81,621.95	242.04	81,863.99	81,863.99
732	Nursing Home Civil Penalties	4,628,716.96	(24,786.51)	4,653,503.47	4,653,503.47
746	Hanford Area Economic Investment	26,089.68	252.00	74.72	26,266.96	26,266.96
749	Governor's Interagency Committee of State Employed Women	159,513.90	1,406.81	158,107.09	158,107.09
761	Basic Health Plan Subscription	250,744.09	250,744.09	250,744.09
763	Center for the Improvement of Student Learning	35,600.68	35,600.68	35,600.68
773	Commission on Higher Ed Prof Student Ex Program	51,200.00	51,200.00	51,200.00
774	University of Washington License Plate	90,644.84	22,335.37	112,980.21	112,980.21
776	Washington State University License Plate	89,185.68	52,662.24	89,185.68	52,662.24	52,662.24
778	Western Washington University License Plate	1,188.82	1,001.80	1,638.50	552.12	552.12
779	Eastern Washington University License Plate	155,439.43	3,765.37	57,000.00	102,204.80	102,204.80
780	School Zone Safety Account	1,704,083.37	27,051.03	5,036.52	1,726,097.88	1,726,097.88
783	Central Washington University License Plate	14,430.45	1,617.66	16,048.11	16,048.11
784	Miscellaneous Transportation Programs	(25,840,282.36)	36,905,650.41	44,264,230.00	(33,198,861.95)	148,222.45	(33,050,639.50)
786	The Evergreen State College License Plate	14,751.36	983.80	15,735.16	15,735.16
789	Advanced Environmental Mitigation Revolving	1,654,380.22	6,226.62	1,660,606.84	1,660,606.84
816	Stadium and Exhibition Center	3,563,560.01	817,746.27	2,782,086.82	1,599,219.46	1,599,219.46
821	Impaired Physician	492,839.67	252,380.00	7,645.04	737,574.63	280.00	737,854.63
823	Livestock Nutrient Management	39,233.76	350.00	39,583.76	39,583.76
833	Developmental Disabilities Endowment Trust	5,067,716.73	387,152.81	750,789.28	4,704,080.26	4,704,080.26
834	Capitol Furnishings Preservation Committee	64,126.48	64,126.48	64,126.48
878	Federal Forest Revolving	148.34	3,527.80	3,676.14	3,676.14
880	Advance Right-of-Way Revolving	16,945,106.22	397,348.48	31,625.83	17,310,828.87	17,310,828.87
884	Gambling Revolving	20,858,022.84	2,405,192.00	1,810,114.99	21,453,099.85	28,608.18	21,481,708.03
885	Plumbing Certificate	2,299,973.85	199,597.40	127,808.03	2,371,763.22	2,766.71	2,374,529.93
892	Pressure Systems Safety	2,031,284.31	292,015.55	201,451.14	2,121,848.72	1,872.98	2,123,721.70

RECEIPTS & DISBURSEMENTS FOR TREASURER'S TRUST FUNDS

		May 1, 2025	May 2025		May 31, 2025		
		Beginning Book Balance	Plus Receipts	Less Disbursements	Ending Book Balance	Outstanding Warrants	Ending Cash Balance
TOTAL SPECIAL REVENUE FUNDS		\$ 470,869,795.98	\$ 106,817,859.21	\$ 113,683,156.07	\$ 464,004,499.12	\$ 2,018,839.40	\$ 466,023,338.52
CAPITAL PROJECTS FUNDS							
366	Watershed Restoration Enhancement Bond	\$ 8,408,966.20	\$	\$ 1,945,161.06	\$ 6,463,805.14	\$	\$ 6,463,805.14
377	Watershed Restoration Enhancement Taxable Bond
TOTAL CAPITAL PROJECTS FUNDS		\$ 8,408,966.20	\$	\$ 1,945,161.06	\$ 6,463,805.14	\$	\$ 6,463,805.14
PERMANENT FUNDS							
842	American Indian Scholarship Endowment	\$ 299,033.30	\$ 886.37	\$	\$ 299,919.67	\$	\$ 299,919.67
852	Foster Care Scholarship Endowment	4,238.81	12.57	4,251.38	4,251.38
TOTAL PERMANENT FUNDS		\$ 303,272.11	\$ 898.94	\$	\$ 304,171.05	\$	\$ 304,171.05
ENTERPRISE FUNDS							
22E	Family and Medical Leave Enforcement	\$ 459,087.26	\$ 2,423.55	\$	\$ 461,510.81	\$	\$ 461,510.81
22F	Family and Medical Leave Insurance	(63,558,287.69)	473,551,747.45	177,047,892.59	232,945,567.17	1,728,529.04	234,674,096.21
413	Municipal Revolving	10,486,333.80	3,710,406.32	3,780,365.22	10,416,374.90	2,562.57	10,418,937.47
438	Uniform Dental Plan Benefits Administration	1,461,286.37	694,708.00	1,266,619.20	889,375.17	889,375.17
439	Uniform Medical Plan Benefits Administration	5,206,564.57	5,950,363.00	6,417,577.41	4,739,350.16	4,739,350.16
442	Legislative Gift Center	338,139.12	28,771.44	25,274.61	341,635.95	4,651.82	346,287.77
445	Self-Insured Empl'g Overpymt Reimb	2,003,914.12	92,569.80	(600.00)	2,097,083.92	2,097,083.92
446	Industrial Insurance Rainy Day Fund
449	Certificates of Participation and Other Financing - Local	449,343.73	1,995,805.48	1,995,805.48	449,343.73	1,816,164.78	2,265,508.51
456	Separately Managed State Treasurer's Service	226,207.83	22,064.94	16,148.03	232,124.74	232,124.74
470	Imaging	156,084.64	68,708.76	37,680.41	187,112.99	187,112.99
473	School Employees Insurance Reserve	83,811,739.21	(1,765,459.45)	82,046,279.76	82,046,279.76
475	School Employees Dental Benefits Administration	524,724.30	470,941.00	946,729.87	48,935.43	48,935.43
493	School Employees' Insurance	(28,586,498.51)	191,325,690.17	196,865,991.22	(34,126,799.56)	331,697.59	(33,795,101.97)
494	School Employees' Benefits Board Administration	2,081,342.57	2,347,352.00	2,539,616.13	1,889,078.44	1,889,078.44
543	Judicial Information Systems	12,786,439.23	1,285,739.32	2,544,142.74	11,528,035.81	3,847.53	11,531,883.34
544	Pollution Liability Insurance Program Trust	86,791,334.90	2,940,061.14	952,774.26	88,778,621.78	88,778,621.78
545	Heating Oil Pollution Liability Trust	1,699,604.21	75,123.19	83,704.10	1,691,023.30	1,691,023.30
567	Long-Term Services and Supports Trust	125,519,402.48	285,565,523.80	394,969,008.61	16,115,917.67	1,310,083.82	17,426,001.49
721	Public Employees' and Retirees' Insurance	194,860,020.36	271,240,060.33	276,406,966.37	189,693,114.32	4,804,008.95	194,497,123.27

RECEIPTS & DISBURSEMENTS FOR TREASURER'S TRUST FUNDS

		May 1, 2025	May 2025		May 31, 2025		
		Beginning Book Balance	Plus Receipts	Less Disbursements	Ending Book Balance	Outstanding Warrants	Ending Cash Balance
ENTERPRISE FUNDS (Continued)							
730	Public Employees' and Retirees' Insurance Reserve	\$ 172,100,907.32	\$ (16,823,641.25)	\$	\$ 155,277,266.07	\$	\$ 155,277,266.07
788	Advanced College Tuition Payment Program	4,537,228.12	11,290,541.93	13,158,401.17	2,669,368.88	813,757.72	3,483,126.60
TOTAL ENTERPRISE FUNDS		\$ 613,354,917.94	\$ 1,234,069,500.92	\$ 1,079,054,097.42	\$ 768,370,321.44	\$ 10,815,303.82	\$ 779,185,625.26
INTERNAL SERVICE FUNDS							
411	Natural Resources Equipment	\$ 21,766,774.07	\$ 6,490.05	\$ (329,044.43)	\$ 22,102,308.55	\$ 43,403.49	\$ 22,145,712.04
421	Education Technology Revolving Fund	15,034,250.35	2,028,444.56	13,005,805.79	27,990.83	13,033,796.62
422	Enterprise Services	114,185,364.17	26,300,769.20	19,136,093.13	121,350,040.24	520,158.99	121,870,199.23
436	OFM Labor Relations Service	4,020,419.52	938,947.99	536,352.34	4,423,015.17	4,423,015.17
444	Fish & Wildlife Equipment	281,424.49	151,766.48	98,615.30	334,575.67	1,804.57	336,380.24
453	Minority and Women's Business Enterprises	2,930,945.74	465,857.55	250,499.61	3,146,303.68	1.14	3,146,304.82
458	Washington Technology Solutions Revolving	(1,295,933.78)	20,821,151.96	14,021,083.31	5,504,134.87	100,029.80	5,604,164.67
466	Statewide Info Tech System Development Revolving	58,394,688.16	19,343,766.59	11,263,196.34	66,475,258.41	31,545.81	66,506,804.22
471	State Patrol Nonappropriated Airplane Revolving	412,159.53	27,092.88	385,066.65	264.69	385,331.34
472	Statewide Info Tech System Maintenance & Operations Revolving	8,139,491.70	11,301,172.12	3,462,831.60	15,977,832.22	22,992.86	16,000,825.08
546	Risk Management	861,749.39	327,464.21	852,574.08	336,639.52	336,639.52
547	Liability	(530,705,834.74)	88,543.29	45,460,626.05	(576,077,917.50)	11,231,818.16	(564,846,099.34)
739	Certificates of Participation and Other Financing - State	788,995.46	22,917,852.41	15,597.12	23,691,250.75	4,800.00	23,696,050.75
TOTAL INTERNAL SERVICE FUNDS		\$ (305,185,505.94)	\$ 102,663,781.85	\$ 96,823,961.89	\$ (299,345,685.98)	\$ 11,984,810.34	\$ (287,360,875.64)
PRIVATE PURPOSE FUNDS							
196	Unclaimed Personal Property	\$ 138,521.60	\$ 18,382,140.71	\$ 17,427,865.61	\$ 1,092,796.70	\$ 14,830,163.47	\$ 15,922,960.17
463	WA College Savings Program	(777,354.55)	129,221.31	53,694.36	(701,827.60)	436.63	(701,390.97)
738	Department of Social and Health Services Trust	53,654.52	53,654.52	53,654.52
799	WA Achieving a Better Life Experience Program	238,570.35	25,204.54	263,774.89	263,774.89
TOTAL PRIVATE PURPOSE FUNDS		\$ (346,608.08)	\$ 18,536,566.56	\$ 17,481,559.97	\$ 708,398.51	\$ 14,830,600.10	\$ 15,538,998.61
PENSION TRUST FUNDS							
838	LEOFF Retirement System Benefits Improvement	\$	\$	\$	\$	\$	\$
TOTAL PENSION TRUST FUNDS		\$	\$	\$	\$	\$	\$

RECEIPTS & DISBURSEMENTS FOR TREASURER'S TRUST FUNDS

		May 1, 2025	May 2025		May 31, 2025		
		Beginning Book Balance	Plus Receipts	Less Disbursements	Ending Book Balance	Outstanding Warrants	Ending Cash Balance
CUSTODIAL FUNDS							
165	Salary Reduction	\$ 3,946,425.96	\$ 4,701,760.61	\$ 4,154,584.49	\$ 4,493,602.08	\$	\$ 4,493,602.08
16C	Real Estate/Property Tax Admin Assistance	47,255.00	47,862.50	47,255.00	47,862.50	47,862.50
17A	County 911 Excise Tax	7,045,600.17	251,081.82	6,794,518.35	6,794,518.35
525	Washington State Combined Fund Drive	972,546.71	302,088.50	756,247.31	518,387.90	42,987.85	561,375.75
660	Natural Resources Deposit	47,739,229.20	54,615,617.60	54,666,673.37	47,688,173.43	8,830.48	47,697,003.91
734	Centennial Document Preservation and Modernization	1,698,353.24	178,970.00	1,877,323.24	1,877,323.24
737	High Occupancy Vehicle
757	Maritime Historic Restoration and Preservation	13,285.56	5,316.58	18,602.14	18,602.14
797	Local Tourism Promotion	2,040,109.01	(6,912.41)	2,047,021.42	2,047,021.42
802	School Employees Salary Reduction	(2,132,510.97)	2,385,460.62	2,388,763.53	(2,135,813.88)	(2,135,813.88)
TOTAL CUSTODIAL FUNDS		\$ 61,370,293.88	\$ 62,237,076.41	\$ 62,257,693.11	\$ 61,349,677.18	\$ 51,818.33	\$ 61,401,495.51
TOTAL TREASURER'S TRUST FUNDS		\$ 968,912,006.63	\$ 1,627,018,677.64	\$ 1,446,884,205.26	\$ 1,149,046,479.01	\$ 40,815,165.72	\$ 1,189,861,644.73

NOTE: Funds with zero balances that are scheduled to become inactive may no longer appear on this report.

INVESTMENT STATEMENT

Fund / Account	May 1, 2025	Purchased	Maturities & Sales	Amortization	May 31, 2025
Treasury & Treasurer's Trust					
Investments (trade date basis)	\$ 14,094,248,338.08	\$ 5,472,234,464.51	\$ 5,285,374,259.86	\$ 7,303,730.36	\$ 14,288,412,273.09
Reverse Repurchase Agreements
Purchased Accrued Interest	2,437,708.65	693,655.79	582,513.81	2,548,850.63
Total Treasury & Treasurer's Trust	\$ 14,096,686,046.73	\$ 5,472,928,120.30	\$ 5,285,956,773.67	\$ 7,303,730.36	\$ 14,290,961,123.72
Local Government Investment Pool					
Investments (trade date basis)	\$ 30,656,024,976.11	\$ 174,856,809,604.92	\$ 177,020,734,525.14	\$ 32,258,562.35	\$ 28,524,358,618.24
Reverse Repurchase Agreements
Purchased Accrued Interest
Total Local Government Investment Pool	\$ 30,656,024,976.11	\$ 174,856,809,604.92	\$ 177,020,734,525.14	\$ 32,258,562.35	\$ 28,524,358,618.24
Separately Managed Accounts					
Investments (trade date basis)	\$ 1,159,965,124.75	\$ 49,408,228.82	\$ 48,464,940.48	\$ 805,119.98	\$ 1,161,713,533.07
Purchased Accrued Interest	256,239.86	182,260.86	94,094.45	344,406.27
Total Separately Managed Accounts	\$ 1,160,221,364.61	\$ 49,590,489.68	\$ 48,559,034.93	\$ 805,119.98	\$ 1,162,057,939.34
Total All Accounts	\$ 45,912,932,387.45	\$ 180,379,328,214.90	\$ 182,355,250,333.74	\$ 40,367,412.69	\$ 43,977,377,681.30

INVESTMENT INTEREST INCOME & CAPITAL GAINS

Fund / Account	May 2025	May 2024	Fiscal Year 2025	Fiscal Year 2024
Treasury & Treasurer's Trust				
Cash	\$ 19,467,536.22	\$ 35,181,377.20	\$ 494,312,610.78	\$ 495,316,026.83
Custody Bank Fees	(116,168.48)	(130,068.26)
Other Bank Fees	(3,165.01)	(4,154.90)	(29,357.32)	(28,018.60)
Amortization	7,303,730.36	10,795,702.10	94,955,781.01	125,358,188.88
Accrued Interest	18,053,862.74	15,940,343.87	(40,748,908.76)	24,380,404.86
Gains and Losses	(590,369.35)	59,167.63	(156,139.88)	210,075.37
Total Treasury & Treasurer's Trust	\$ 44,231,594.96	\$ 61,972,435.90	\$ 548,217,817.35	\$ 645,106,609.08
Local Government Investment Pool				
Cash	\$ 78,859,928.75	\$ 80,385,832.76	\$ 777,909,308.78	\$ 791,618,820.06
Amortization	32,258,562.35	43,908,758.22	363,644,429.69	380,878,032.30
Accrued Interest	(1,510,679.80)	(849,359.10)	(16,104,973.35)	(4,761,435.46)
Gains and Losses	1,799.85	13,189.59	430,357.90	55,854.90
Total Local Government Investment Pool	\$ 109,609,611.15	\$ 123,458,421.47	\$ 1,125,879,123.02	\$ 1,167,791,271.80
Separately Managed Accounts				
Cash	\$ 1,029,552.65	\$ 1,253,196.91	\$ 25,267,528.15	\$ 19,506,613.29
Amortization	805,119.98	596,516.02	8,029,045.21	5,255,701.09
Accrued Interest	1,557,992.26	933,848.73	803,133.64	2,047,111.41
Gains and Losses	1,902.10	4,729.44	39,101.56
Total Separately Managed Accounts	\$ 3,394,566.99	\$ 2,783,561.66	\$ 34,104,436.44	\$ 26,848,527.35
Total All Accounts	\$ 157,235,773.10	\$ 188,214,419.03	\$ 1,708,201,376.81	\$ 1,839,746,408.23

**MIKE PELLICCIOTTI
STATE TREASURER
PO BOX 40200
OLYMPIA WA 98504-0200**

