



# Washington State Treasurer's Monthly Report

August 2018



**DUANE A. DAVIDSON**  
State Treasurer

In accordance with the Americans with Disabilities Act, this publication will be made available in alternate formats upon request to the Office of the State Treasurer, Legislative Building, 2nd Floor, Olympia, Washington 98504-0200, telephone (360) 902-9000, fax (360) 902-9037 or TTY Users Call: 7-1-1. Web Site: <http://tre.wa.gov>.

Cover photo taken by Treasurer's Office staff.

TABLE OF CONTENTS

	<i>Page</i>
State Treasurer’s Letter .....	1
General Fund .....	2
Treasury, Treasurer’s Trust and Local Government Investment Pool Flow Chart .....	3
Treasury & Treasurer’s Trust, Treasury and Treasurer’s Trust Charts .....	4
General Fund and Local Government Investment Pool Charts .....	5
Receipts and Disbursements for the State Treasury .....	6
Receipts and Disbursements for Trust Funds .....	17
Investment Statement .....	25
Investment Interest Income and Capital Gains .....	26





**DUANE A. DAVIDSON,**  
State Treasurer

**State of Washington**  
**Office of the Treasurer**  
Legislative Building  
P.O. Box 40200  
Olympia, Washington 98504-0200

(360) 902-9000 • TTY 7-1-1  
FAX (360) 902-9037  
Home Page <http://tre.wa.gov>

Fellow Washingtonians,

I am pleased to report on the operations of the Office of the State Treasurer for the month of August 2018. At the close of the month, the Treasury & Treasurer's Trust book balance was \$6.8 billion with investment earnings distributed for the month of \$11.5 million.

Sincerely,

A handwritten signature in black ink, appearing to read "Duane A. Davidson".

Duane A. Davidson  
Washington State Treasurer

# GENERAL FUND

## GENERAL FUND CURRENT MONTH AND FISCAL YEAR TO DATE COMPARISON

(In Millions)

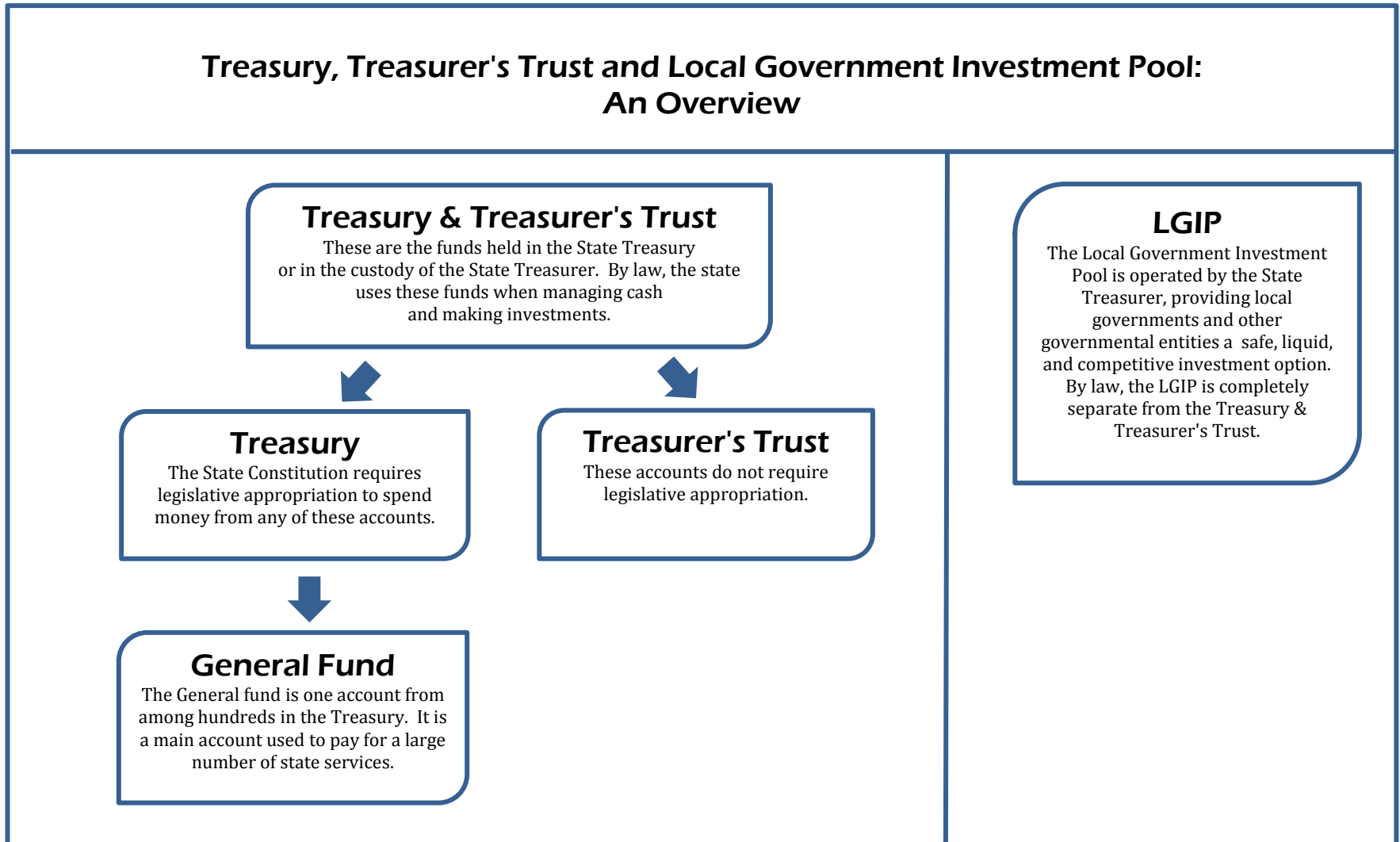
	Month of August		Fiscal Year to Date	
	2018	2017	2019	2018
<b>Beginning Book Balance</b>	\$ 1,108.133	\$ 235.138	\$ 1,737.396	\$ 863.390
Cash Revenue	2,607.503	1,957.321	4,937.801	4,440.695
Other Cash Receipts	480.078	1,010.204	1,115.448	2,173.087
<b>Total Cash Receipts</b>	<b>\$ 3,087.581</b>	<b>\$ 2,967.525</b>	<b>\$ 6,053.249</b>	<b>\$ 6,613.782</b>
<b>Total Cash Disbursements</b>	<b>\$ 3,791.098</b>	<b>\$ 3,282.903</b>	<b>\$ 7,386.029</b>	<b>\$ 7,557.412</b>
<b>Ending Book Balance</b>	<b>\$ 404.616</b>	<b>\$ (80.240)</b>	<b>\$ 404.616</b>	<b>\$ (80.240)</b>
<b>Cash Revenue</b>				
Bond Retirement & Interest	\$ (0.009)	\$ (0.009)	\$ (0.182)	\$ (0.167)
Secretary of State	3.165	3.014	5.974	5.594
<b>Department of Revenue:</b>				
Retail Sales Tax	978.306	772.081	1,929.209	1,604.379
Business & Occupation Tax	376.079	289.959	738.902	640.781
Compensating Tax	65.318	59.650	123.543	117.811
Cigarette Tax	37.701	42.863	68.481	46.076
Public Utility Tax	33.361	25.198	64.879	57.082
Various Other Revenue	65.522	24.288	96.104	57.220
Insurance Commission	8.549	13.820	16.260	19.404
Liquor and Cannabis Board	3.082	0.337	5.809	0.449
<b>Department of Licensing:</b>				
Excise Tax - Other	0.020	0.020	0.038	0.037
Various Other Revenue	1.508	1.569	4.673	4.557
Department of Social & Health Services	14.758	3.452	14.203	16.677
Universities & Colleges	0.137	0.000	0.137	0.000
Treasurer's Transfers	0.297	1.889	(33.321)	(37.515)
<b>Counties:</b>				
Property Tax	12.748	6.994	30.258	20.075
Real Estate Excise Tax	115.568	108.931	238.510	268.541
Various Other Revenue	4.997	4.662	9.686	9.483
Federal Grants-In-Aid (All Agencies)	902.986	652.675	1,499.469	1,487.208
Revenues Distributed to Local Governments	(0.279)	(0.273)	(31.913)	(0.547)
Other Agencies' Cash Revenue	(16.311)	(53.799)	157.082	123.550
<b>Total Cash Revenue</b>	<b>\$ 2,607.503</b>	<b>\$ 1,957.321</b>	<b>\$ 4,937.801</b>	<b>\$ 4,440.695</b>

Source: Agency Financial Reporting System (AFRS).

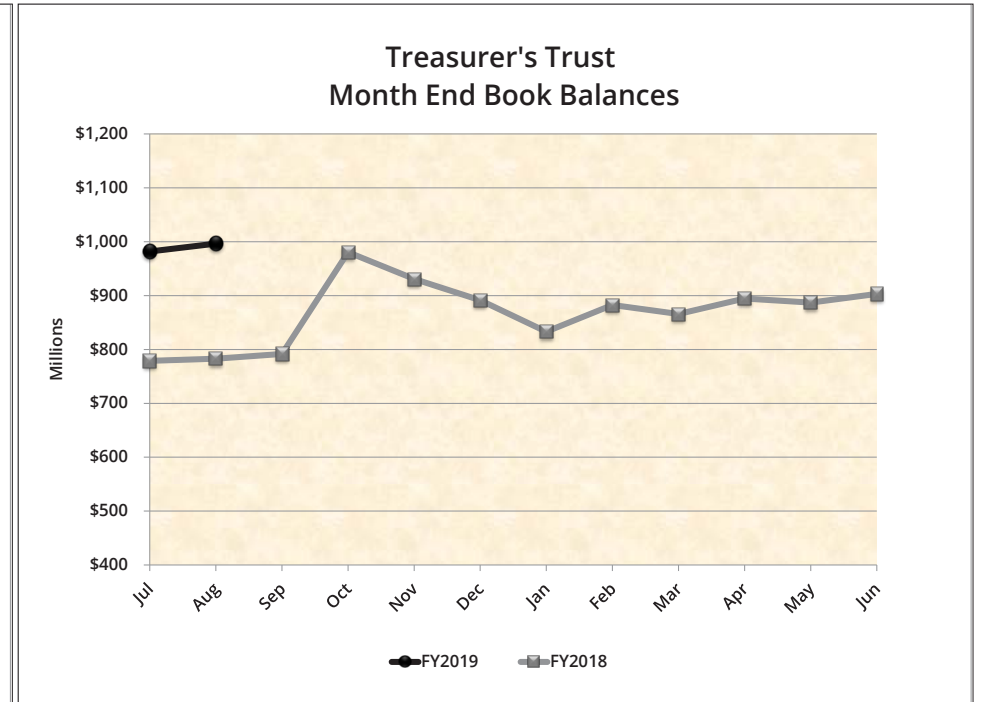
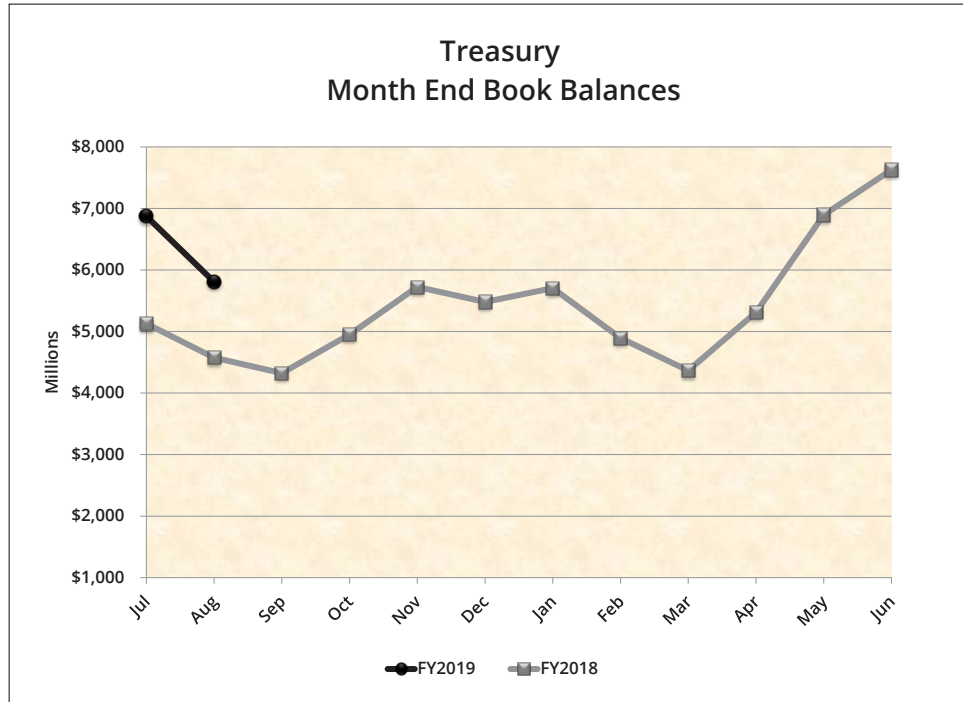
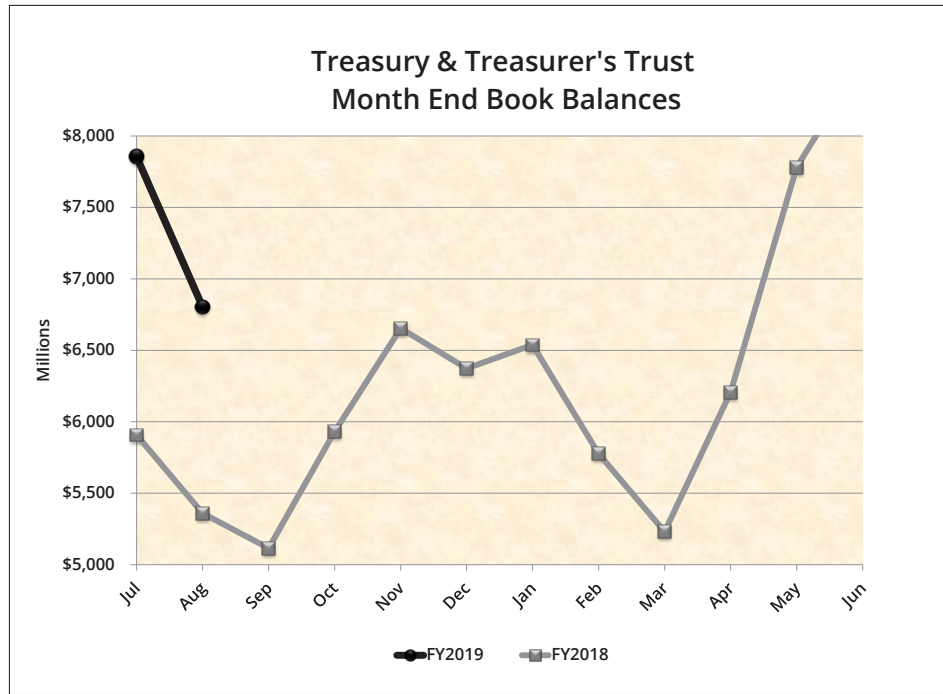
# TREASURY, TREASURER'S TRUST AND LGIP FLOW CHART

The State Treasurer is charged with the cash management of public funds, which includes two categories of state funds and accounts: (1) funds and accounts located in the state treasury, which are subject to legislative appropriation; and (2) Treasurer's trust funds, which are accounts placed in the custody of the State Treasurer, and not typically subject to legislative appropriation. Funds within these accounts are comingled for investment and cash management purposes.

This flow chart describes the structure of the Treasury and Treasurer's Trust Accounts. Month end balances of these accounts are shown on pages 4 and 5.



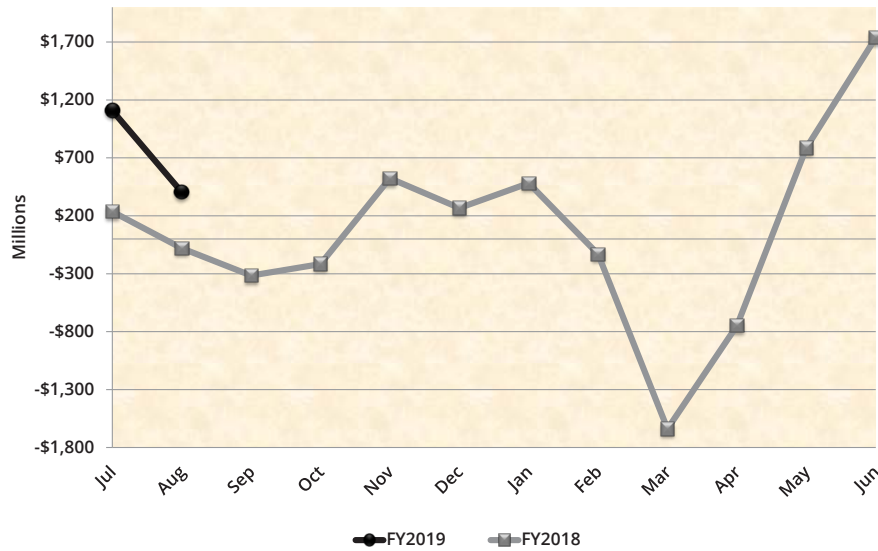
# TREASURY & TREASURER'S TRUST AND TREASURY AND TREASURER'S TRUST CHART



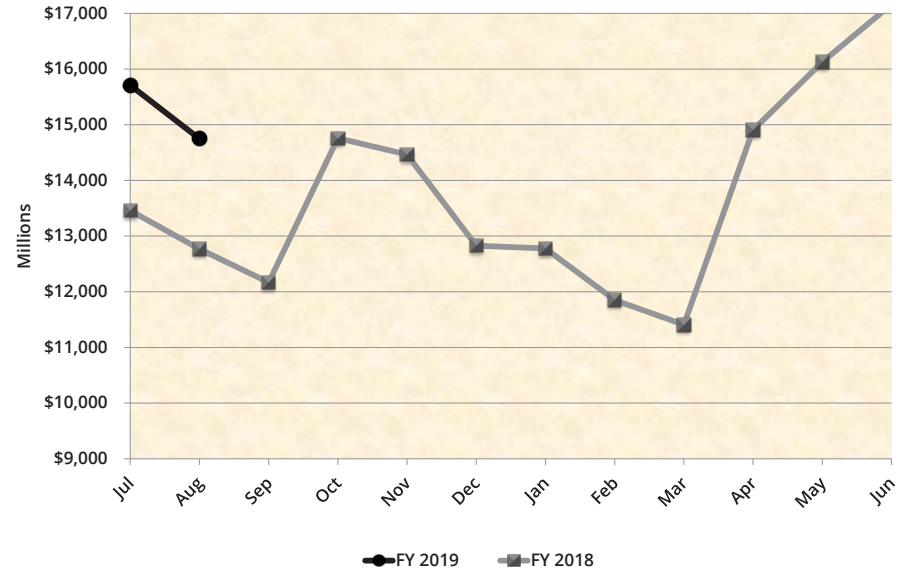


# GENERAL FUND AND LOCAL GOVERNMENT INVESTMENT POOL CHARTS

## General Fund Month End Book Balances

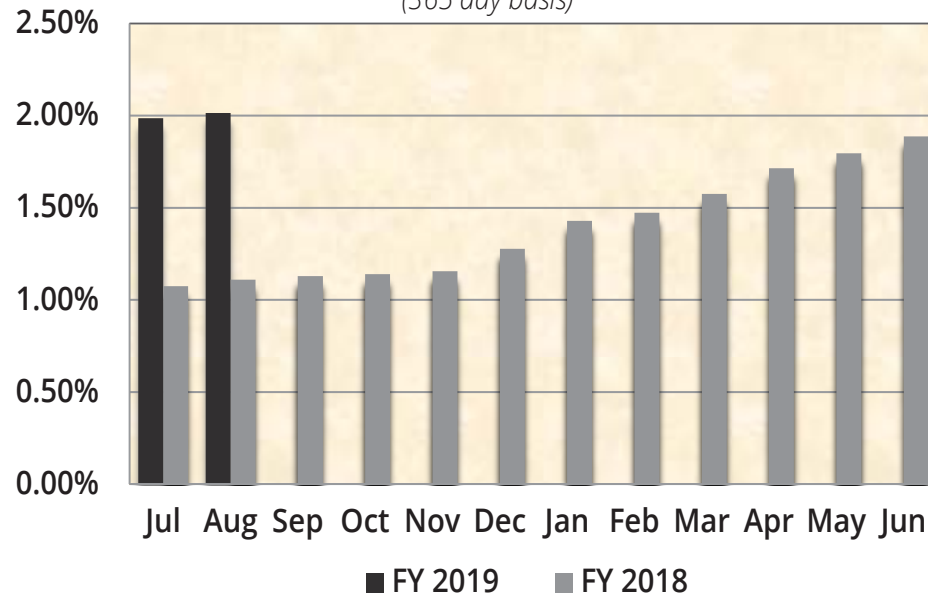


## Local Government Investment Pool Month End Book Balances



## LGIP Net Yield

(365 day basis)



# RECEIPTS AND DISBURSEMENTS FOR TREASURY FUNDS

	August 1, 2018		August 2018		August 31, 2018						
	Beginning Book Balance		Plus Receipts	Less Disbursements	Ending Book Balance	Outstanding Warrants	Ending Cash Balance				
<b>GENERAL FUND</b>											
001 General	\$ 1,108,132,897.34	\$	3,087,581,218.39	\$	3,791,098,118.77	\$	404,615,996.96	\$	28,095,819.01	\$	432,711,815.97
018 Millersylvania Park Current	5,210.50				5,210.50		5,210.50				5,210.50
01E Geothermal	24,911.57		(100.65)		(170.48)		24,981.40				24,981.40
01N Institutional Impact	19,144.72						19,144.72				19,144.72
02P Flood Control Assistance	3,698,739.04		(1,400.72)		83,148.11		3,614,190.21				3,614,190.21
031 State Investment Board Expense	4,923,216.84		2,067,192.49		1,953,060.97		5,037,348.36		6,596.45		5,043,944.81
032 State Emergency Water Projects Revolving	221,616.92						221,616.92				221,616.92
03A Excess Earnings											
03L County Criminal Justice Assistance	1,303,215.58		16,181.24		148,937.92		1,170,458.90		527.42		1,170,986.32
03M Municipal Criminal Justice Assistance	(366,724.93)		5,218.43		181,737.91		(543,244.41)		210.99		(543,033.42)
04L Public Health Services	6.35		0.01				6.36				6.36
051 State and Local Improvements Revolving	26,744.33						26,744.33				26,744.33
055 State & Local Improve Revolving (Waste Disp Facilities, 1980)	2,639.01						2,639.01				2,639.01
05C Criminal Justice Treatment	3,949,158.70				390,146.43		3,559,012.27				3,559,012.27
05M Tourism Development and Promotion											
070 Outdoor Recreation	(134,153.61)		699,830.70		2,432,002.19		(1,866,325.10)		7,279.18		(1,859,045.92)
072 State & Local Improve Revolving (Water Supply Facilities)	714,389.31				(148,252.70)		862,642.01				862,642.01
09C Farm and Forest	765,823.30				7,499.60		758,323.70		873.89		759,197.59
09G Riparian Protection	(2.54)		2,632.57		5,269.85		(2,639.82)		543.28		(2,096.54)
09R Economic Development Strategic Reserve	(13,345.63)		7,000.00		134,247.10		(140,592.73)				(140,592.73)
10K Veterans Innovation Program	103,740.40						103,740.40				103,740.40
10P Columbia River Basin Water Supply Development	5,219,196.10		7,126.00		413,251.50		4,813,070.60				4,813,070.60
10R Energy Freedom	727,376.05		948.06				728,324.11				728,324.11
10T Hood Canal Aquatic Rehabilitation Bond											
11F Reinvesting in Youth	5.98						5.98				5.98
11N Heritage Barn Preservation											
11W Water Quality Capital	34,227.10						34,227.10				34,227.10
125 Site Closure	31,036,221.03		41,853.57		6,406.08		31,071,668.52		424.00		31,072,092.52
12J Boating Activities	10,000.00						10,000.00				10,000.00
12K Puget Sound Scientific Research											
12R Independent Youth Housing											
12W Veterans Conservation Corps											
14B Budget Stabilization	964,433,685.87		(18,512,017.74)		306,113.77		945,615,554.36				945,615,554.36
14C Puget Sound Recovery											
14H Community Preservation & Development Auth	8,750.00						8,750.00				8,750.00
14L Streamlined Sales & Use Tax Mitigation	10,239,063.93						10,239,063.93				10,239,063.93
15C WA Community Tech Opportunity											
15F Local Public Safety Enhancement											
15J Building Communities											

# RECEIPTS AND DISBURSEMENTS FOR TREASURY FUNDS

	August 1, 2018		August 2018		August 31, 2018		
	Beginning Book Balance		Plus Receipts	Less Disbursements	Ending Book Balance	Outstanding Warrants	Ending Cash Balance
<b>GENERAL FUND (Continued)</b>							
15K Columbia River Water Delivery	\$ 16,173.66	\$ .....	\$ .....	\$ .....	\$ 16,173.66	\$ .....	\$ 16,173.66
15R Evergreen Job Training	.....	.....	.....	.....	.....	.....	.....
16V Water Rights Processing	72,837.33	.....	200.00	.....	73,037.33	.....	73,037.33
177 Judicial Retirement Administrative	.....	.....	.....	.....	.....	.....	.....
17C Opportunity Express Account	62,171.42	.....	.....	.....	62,171.42	.....	62,171.42
17E State Efficiency and Restructuring	.....	.....	.....	.....	.....	.....	.....
17F Washington Opportunity Pathways	12,080,650.91	.....	8,990,506.31	5,266,937.26	15,804,219.96	423.98	15,804,643.94
17K Basic Health Plan Stabilization	.....	.....	.....	.....	.....	.....	.....
18H Opportunity Expansion	326.64	.....	.....	.....	326.64	.....	326.64
19K Yakima Integrated Plan Implementation	.....	.....	.....	.....	.....	.....	.....
19L Charter Schools Oversight	536,709.69	.....	69,067.84	52,830.17	552,947.36	300.00	553,247.36
19N Diesel Idle Reduction	.....	.....	.....	.....	.....	.....	.....
20C Yakima Integrated Plan Implementation Taxable Bond	.....	.....	.....	.....	.....	.....	.....
20F Invest in Washington	.....	.....	.....	.....	.....	.....	.....
20S Behavioral Health Innovation	45,624.36	.....	.....	.....	45,624.36	.....	45,624.36
21B Chehalis Basin	.....	.....	.....	.....	.....	.....	.....
21D Dairy Nutrient Infrastructure	.....	.....	.....	.....	.....	.....	.....
21P Sexual Assault Prevention and Response	.....	.....	.....	.....	.....	.....	.....
21R Child Welfare System Improvement	.....	.....	.....	.....	.....	.....	.....
22C Early Learning Facilities Revolving	(3,133.92)	.....	7,892.07	8,124.22	(3,366.07)	.....	(3,366.07)
22D Early Learning Facilities Development	(1,235.33)	.....	3,108.66	3,033.18	(1,159.85)	.....	(1,159.85)
22T Statewide Tourism Marketing	1,497,073.47	.....	1,892.39	12,621.05	1,486,344.81	.....	1,486,344.81
244 Habitat Conservation	(6,556.84)	.....	4,460,807.53	4,605,598.98	(151,348.29)	310.89	(151,037.40)
253 Education Construction	920,471.24	.....	1,199.75	.....	921,670.99	.....	921,670.99
285 Growth Management Planning and Environmental Review	.....	.....	.....	.....	.....	.....	.....
291 Education Savings	.....	.....	.....	.....	.....	.....	.....
355 State Taxable Building Construction	(4,991,357.63)	.....	1,491,961.72	2,156,382.34	(5,655,778.25)	.....	(5,655,778.25)
359 School Constr & Skill Ctrs Bldg	1,510,602.23	.....	.....	.....	1,510,602.23	.....	1,510,602.23
488 Special Personnel Litigation Revolving	.....	.....	.....	.....	.....	.....	.....
489 Pension Funding Stabilization	703,294,454.33	.....	702,485.37	2,200,221.90	701,796,717.80	.....	701,796,717.80
548 LEOFF System Plan 2 Expense	63,764.52	.....	105,155.50	103,801.75	65,118.27	.....	65,118.27
563 Columbia River Crossing Project	.....	.....	.....	.....	.....	.....	.....
702 Dedicated McCleary Penalty	105,200,000.00	.....	.....	.....	105,200,000.00	.....	105,200,000.00
828 Tobacco Prevention and Control	1,474,875.68	.....	1,922.44	63,519.00	1,413,279.12	.....	1,413,279.12
830 Agricultural College Trust Management	\$432,208.48	.....	261.56	87,526.37	344,943.67	445.30	345,388.97
<b>TOTAL GENERAL FUND</b>	<b>\$ 2,957,291,413.50</b>	<b>\$ 3,087,752,143.49</b>	<b>\$ 3,811,572,113.24</b>	<b>\$ 2,233,471,443.75</b>	<b>\$ 28,113,754.39</b>	<b>\$ 2,261,585,198.14</b>	
<b>SPECIAL REVENUE FUNDS</b>							
002 Hospital Data Collection	\$ 79,553.20	\$ 23,911.33	\$ 12,294.41	\$ 91,170.12	\$ .....	\$ .....	\$ 91,170.12

# RECEIPTS AND DISBURSEMENTS FOR TREASURY FUNDS

	August 1, 2018		August 2018		August 31, 2018		
	Beginning Book Balance		Plus Receipts	Less Disbursements	Ending Book Balance	Outstanding Warrants	Ending Cash Balance
<b>SPECIAL REVENUE FUNDS (Continued)</b>							
003 Architects' License	\$ 1,040,756.78	\$	63,962.71	\$ 30,314.37	\$ 1,074,405.12	\$ 299.00	\$ 1,074,704.12
007 Winter Recreational Program	1,510,036.09		1,320.26	28,302.02	1,483,054.33	.....	1,483,054.33
014 Forest Development	7,903,791.55		30,918.84	46,105.32	7,888,605.07	84,951.54	7,973,556.61
01B ORV & Non-Highway Vehicle Account	1,781,591.81		404,239.29	271,226.64	1,914,604.46	2,548.17	1,917,152.63
01M Snowmobile	3,431,754.31		90,939.86	29,972.16	3,492,722.01	369.76	3,493,091.77
024 Professional Engineers'	2,001,184.38		177,446.69	174,132.23	2,004,498.84	1,107.48	2,005,606.32
026 Real Estate Commission	3,140,410.32		1,300,452.13	450,876.91	3,989,985.54	4,200.56	3,994,186.10
027 Reclamation	3,592,176.67		134,564.23	(430,547.10)	4,157,288.00	3,990.00	4,161,278.00
02A Surveys and Maps	1,058,192.81		59,108.09	70,569.65	1,046,731.25	708.93	1,047,440.18
02G Health Professions	14,798,848.91		6,125,470.17	5,898,758.34	15,025,560.74	201,636.52	15,227,197.26
02H Business Enterprises Revolving	848,418.09		81,150.70	62,515.85	867,052.94	6,051.69	873,104.63
02J Certified Public Accountants'	3,552,058.95		55,160.00	114,667.19	3,492,551.76	2,300.71	3,494,852.47
02K Death Investigations	3,582,632.31		380,895.92	1,269,188.94	2,694,339.29	3,388.31	2,697,727.60
02M Essential Rail Assistance	439,859.28		25,847.62	6,255.10	459,451.80	.....	459,451.80
02N Parkland Acquisition	16,550.71		848.68	3,721.53	13,677.86	.....	13,677.86
02R Aquatic Lands Enhancement	13,447,749.83		(95,407.12)	(785,922.04)	14,138,264.75	13,081.27	14,151,346.02
02W Timber Tax Distribution	6,082,137.09		5,686,715.57	10,875,858.06	892,994.60	5,521.32	898,515.92
030 Landowner Contingency Forest Fire Suppression	3,956,256.37		39.77	2,191,509.27	1,764,786.87	275,203.35	2,039,990.22
039 Aeronautics	191,487.08		470,807.61	312,740.40	349,554.29	1,279.41	350,833.70
03B Asbestos	800,665.88		34,067.50	20,276.31	814,457.07	.....	814,457.07
03C Emergency Medical Services and Trauma Care System Trust	10,804,954.98		1,072,976.29	221,764.61	11,656,166.66	3,439.50	11,659,606.16
03F Enhanced 911	3,301,004.86		2,193,757.61	1,571,978.58	3,922,783.89	55,861.77	3,978,645.66
03N Business License	4,049,775.04		3,203,807.74	2,588,432.82	4,665,149.96	89,985.12	4,755,135.08
03P Fire Service Trust	458,574.83		5.00	340.00	458,239.83	.....	458,239.83
03R Safe Drinking Water	2,693,382.50		124,127.01	330,686.29	2,486,823.22	582.70	2,487,405.92
041 Resource Management Cost	24,803,033.20		(14,203.51)	1,585,719.02	23,203,110.67	80,129.81	23,283,240.48
042 Charitable, Educational, Penal, and Reformatory Institutions	9,302,949.48		13,523.90	1,465,841.42	7,850,631.96	.....	7,850,631.96
044 Waste Reduction, Recycling, and Litter Control	1,948,867.50		873,664.43	806,528.23	2,016,003.70	536.69	2,016,540.39
045 State Vehicle Parking	474,895.56		387,971.47	135,641.69	727,225.34	17.50	727,242.84
048 Marine Fuel Tax Refund	329,146.53	.....	.....	.....	329,146.53	.....	329,146.53
04E Uniform Commercial Code	1,821,969.18		157,713.64	72,234.17	1,907,448.65	.....	1,907,448.65
04H Surface Mining Reclamation	639,930.90		4,584.49	(62,337.97)	706,853.36	.....	706,853.36
04M Recreational Fisheries Enhancement	1,092,314.20		179,992.09	51,897.06	1,220,409.23	8,995.82	1,229,405.05
04R Drinking Water Assistance	(18,838,912.41)		13,429,508.51	9,979,983.25	(15,389,387.15)	10,362.77	(15,379,024.38)
04V Vehicle License Fraud	100,690.13		6,722.05	.....	107,412.18	.....	107,412.18
04W Waterworks Operator Certification	981,177.86		57,316.00	61,113.09	977,380.77	842.00	978,222.77
058 Public Works Assistance	66,622,136.82		5,056,596.16	487,424.63	71,191,308.35	12,949.28	71,204,257.63
05H Disaster Response	27,352,064.84		(83,725.68)	7,538,931.31	19,729,407.85	120,845.03	19,850,252.88
05R Drinking Water Assistance Administrative	4,282,058.67		5,610.62	20,542.79	4,267,126.50	.....	4,267,126.50

# RECEIPTS AND DISBURSEMENTS FOR TREASURY FUNDS

	August 1, 2018		August 2018		August 31, 2018		
	Beginning Book Balance		Plus Receipts	Less Disbursements	Ending Book Balance	Outstanding Warrants	Ending Cash Balance
<b>SPECIAL REVENUE FUNDS (Continued)</b>							
05W State Drought Preparedness	\$ 2,573,117.98	\$ .....	\$ .....	\$ .....	\$ 2,573,117.98	\$ .....	\$ 2,573,117.98
06A Salmon Recovery	27,893.34	.....	.....	.....	27,893.34	.....	27,893.34
06G Real Estate Appraiser Commission	441,865.75	57,688.00	57,265.58	442,288.17	.....	442,288.17	
06K Lead Paint	113,286.31	3,555.29	2,905.35	113,936.25	.....	113,936.25	
06L Business and Professions	7,646,630.60	875,886.89	759,797.29	7,762,720.20	8,262.28	7,770,982.48	
06R Real Estate Research	656,431.26	18,680.00	48,388.00	626,723.26	51,450.00	678,173.26	
06T License Plate Technology	826,531.97	172,773.06	(971.04)	1,000,276.07	14.49	1,000,290.56	
071 Warm Water Game Fish	835,450.91	135,973.30	69,529.93	901,894.28	9,102.62	910,996.90	
07C Vessel Response	25,225.00	3,025.00	.....	28,250.00	.....	28,250.00	
07W Domestic Violence Prevention	1,495,597.00	99,989.77	1,998.82	1,593,587.95	.....	1,593,587.95	
080 Grade Crossing Protective	262,695.40	352.78	154,365.98	108,682.20	.....	108,682.20	
081 State Patrol Highway	46,509,138.82	22,358,750.11	24,558,759.01	44,309,129.92	220,352.91	44,529,482.83	
082 Motorcycle Safety Education	2,270,331.86	231,067.84	226,765.75	2,274,633.95	93.66	2,274,727.61	
084 Building Code Council	165,254.74	71,604.87	51,764.44	185,095.17	.....	185,095.17	
086 Fire Service Training	4,576,032.80	80,258.34	1,021,147.15	3,635,143.99	20,348.60	3,655,492.59	
087 Park Land Trust Revolving	2,616,519.65	337,115.25	175,868.35	2,777,766.55	487.80	2,778,254.35	
08A Education Legacy Trust	346,233,079.53	(182,573,888.40)	6,695,227.07	156,963,964.06	329,158.70	157,293,122.76	
08H Military Department Rental and Lease	2,144,622.52	32,927.14	16,460.85	2,161,088.81	.....	2,161,088.81	
08K Problem Gambling	619,004.65	36,846.66	44,254.32	611,596.99	.....	611,596.99	
08M Small City Pavement and Sidewalk	1,766,029.30	102,814.27	456,701.16	1,412,142.41	.....	1,412,142.41	
08R Waste Tire Removal	4,661,978.97	391,352.41	7,761.42	5,045,569.96	.....	5,045,569.96	
094 Transportation Infrastructure	13,342,340.62	150,696.29	3,792.81	13,489,244.10	.....	13,489,244.10	
095 Electrical License	13,140,394.84	1,898,626.36	2,019,377.27	13,019,643.93	14,025.90	13,033,669.83	
096 Highway Infrastructure	1,392,520.25	1,631.51	24,844.81	1,369,306.95	.....	1,369,306.95	
097 Recreational Vehicle	3,053,356.36	86,827.84	26,531.96	3,113,652.24	12.25	3,113,664.49	
099 Puget Sound Capital Construction	17,847,571.57	10,426,965.18	9,052,674.65	19,221,862.10	28,069.47	19,249,931.57	
09E Freight Mobility Investment	17,001,336.34	22,127.45	122,926.82	16,900,536.97	.....	16,900,536.97	
09F High-Occupancy Toll Lanes Operations	6,654,547.36	(44,529.24)	(253,262.12)	6,863,280.24	411.34	6,863,691.58	
09H Transportation Partnership	138,008,416.18	16,677,505.01	24,733,994.29	129,951,926.90	102,849.87	130,054,776.77	
09P City-County Assistance	1,960,309.61	3,824,753.36	9,050.34	5,776,012.63	8,770.19	5,784,782.82	
09T Washington Main Street Trust Fund	83,070.53	1,500.00	2,395.14	82,175.39	2,395.14	84,570.53	
102 Rural Arterial Trust	23,794,052.75	2,005,824.33	1,522,090.34	24,277,786.74	.....	24,277,786.74	
104 State Wildlife	18,019,740.27	5,408,781.07	1,471,962.93	21,956,558.41	80,606.59	22,037,165.00	
106 Highway Safety	17,027,671.71	13,818,333.79	11,568,673.00	19,277,332.50	170,653.05	19,447,985.55	
107 Liquor Excise Tax	3,143,487.53	3,995,589.28	19,827.65	7,119,249.16	.....	7,119,249.16	
108 Motor Vehicle	224,997,329.86	171,317,374.56	184,689,469.31	211,625,235.11	5,565,686.25	217,190,921.36	
109 Puget Sound Ferry Operations	23,249,538.22	27,844,599.01	24,004,068.87	27,090,068.36	116,700.87	27,206,769.23	
10A Aquatic Algae Control	527,926.54	18,081.00	65,786.57	480,220.97	3.00	480,223.97	
10B Home Security Fund	11,910,705.18	2,140,343.60	1,323,235.08	12,727,813.70	2,794.31	12,730,608.01	

# RECEIPTS AND DISBURSEMENTS FOR TREASURY FUNDS

	August 1, 2018		August 2018		August 31, 2018		
	Beginning Book Balance		Plus Receipts	Less Disbursements	Ending Book Balance	Outstanding Warrants	Ending Cash Balance
<b>SPECIAL REVENUE FUNDS (Continued)</b>							
10G Water Rights Tracking System	\$ 632,492.46	\$	952.25	\$	633,444.71	\$	633,444.71
110 Special Wildlife	5,932,929.67		67,116.75	350,381.51	5,649,664.91	8,225.15	5,657,890.06
111 Public Service Revolving	19,172,911.39		196,047.92	1,585,904.66	17,783,054.65	32,201.03	17,815,255.68
113 Common School Construction	31,348,897.94		(1,478,049.68)	(962,176.65)	30,833,024.91		30,833,024.91
116 Basic Data	3,680.00				3,680.00		3,680.00
119 Unemployment Compensation Administration	205,443.26		12,039,709.38	12,067,582.48	177,570.16	2,857,675.19	3,035,245.35
11B Regional Mobility Grant Program	57,820,580.35		79,276.70	414,786.90	57,485,070.15		57,485,070.15
11E Freight Mobility Multimodal	16,396,600.39		3,021,372.27		19,417,972.66		19,417,972.66
11H Forest and Fish Support	6,100,199.06		439,966.88	167,729.02	6,372,436.92	6,373.60	6,378,810.52
11K Washington Auto Theft Prevention Authority	1,234,266.56		602,857.74	212,918.88	1,624,205.42	1,803.03	1,626,008.45
120 Administrative Contingency	18,220,251.20		988,326.74	317,068.90	18,891,509.04		18,891,509.04
12C Affordable Housing For All	3,603,986.12		462,388.90	147,939.98	3,918,435.04		3,918,435.04
12M Charitable Organization Education	1,366,466.38		21,730.00	22.00	1,388,174.38		1,388,174.38
12T Traumatic Brain Injury	731,758.36		117,433.08	187,453.99	661,737.45	610.98	662,348.43
134 Employment Services Administrative	22,623,272.62		2,472,761.12	1,845,884.35	23,250,149.39	3,277.10	23,253,426.49
138 Insurance Commissioner's Regulatory	33,794,174.62		1,706,637.06	2,397,630.31	33,103,181.37	1,010.68	33,104,192.05
144 Transportation Improvement	32,000,345.71		9,788,893.51	15,613,821.08	26,175,418.14	1,563.80	26,176,981.94
146 Firearms Range	1,680,141.16		33,426.00	13,437.19	1,700,129.97		1,700,129.97
14A Wildlife Rehabilitation	661,108.46		17,045.14	12,819.76	665,333.84		665,333.84
14G Ballast Water and Biofouling Management	56,640.00				56,640.00		56,640.00
14M Financial Fraud & ID Theft	656,135.06		(42.83)	48,778.87	607,313.36		607,313.36
14R Military Active State Service			200,000.00		200,000.00		200,000.00
14V Ignition Interlock Device	4,638,888.81		336,432.52	334,757.86	4,640,563.47	29,934.00	4,670,497.47
150 Low-Income Weatherization/ Structural Rehabilitation Assistance	1,767,528.63		2,244.54	5,250.00	1,764,523.17	5,250.00	1,769,773.17
153 Rural Mobility Grant Program	5,397,674.69		9,656.37	241,069.70	5,166,261.36	45,740.00	5,212,001.36
154 New Motor Vehicle Arbitration	897,930.97		69,906.00	44,137.33	923,699.64	12.00	923,711.64
158 Aquatic Land Dredged Material Disposal Site	384,440.34		3.06	(3,079.00)	387,522.40		387,522.40
159 Parks Improvement	1,469,130.42		168,233.80	56,576.78	1,580,787.44	6,305.37	1,587,092.81
15H Cleanup Settlement	52,796,896.09		64,969.78	103,662.78	52,758,203.09	304.99	52,758,508.08
15M Biotoxin	575,573.83		98,791.00	59,931.44	614,433.39	733.37	615,166.76
15P Energy Recovery Act							
160 Wood Stove Education and Enforcement	540,711.37		7,313.18	34,481.12	513,543.43		513,543.43
162 Farm Labor Contractor	73,821.60		580.00		74,401.60		74,401.60
167 Natural Resources Conservation Areas Stewardship	296,377.26		3.06	(6.00)	296,386.32		296,386.32
16A Judicial Stabilization Trust	2,808,265.83		231,401.29	530,701.11	2,508,966.01	14,225.98	2,523,191.99
16J SR 520 Corridor	81,588,788.91		81,857,868.78	(7,769,058.15)	171,215,715.84	17,017.38	171,232,733.22
16M Appraisal Management Company	488,579.75		3,460.70	7,653.91	484,386.54		484,386.54
16P Marine Resources Stewardship Trust	178,441.52		232.58		178,674.10		178,674.10
16W Hospital Safety Net Assessment	156,789,460.67		14,914,873.60	8,340.90	171,695,993.37		171,695,993.37

# RECEIPTS AND DISBURSEMENTS FOR TREASURY FUNDS

	August 1, 2018			August 2018			August 31, 2018		
	Beginning Book Balance	Plus Receipts	Less Disbursements	Ending Book Balance	Outstanding Warrants	Ending Cash Balance			
<b>SPECIAL REVENUE FUNDS (Continued)</b>									
172 Basic Health Plan Trust	\$ .....	\$ .....	\$ .....	\$ .....	\$ .....	\$ .....			
173 State Toxics Control	35,493,602.12	6,247,278.79	10,552,503.19	31,188,377.72	116,411.31	31,304,789.03			
174 Local Toxics Control	59,486,040.70	4,416,774.66	4,979,356.72	58,923,458.64	34,542.10	58,958,000.74			
176 Water Quality Permit	5,595,918.23	1,775,026.59	1,515,283.54	5,855,661.28	6,159.02	5,861,820.30			
17B Home Visiting Services	5,910,171.98	1,667,530.95	2,091,381.48	5,486,321.45	.....	5,486,321.45			
17N Complete Streets Grant Program	.....	.....	.....	.....	.....	.....			
17P SR520 Civil Penalties	7,451,614.43	406.99	(484,271.70)	7,936,293.12	.....	7,936,293.12			
17T Health Benefit Exchange	7,453,576.53	(129,737.83)	2,810,746.02	4,513,092.68	.....	4,513,092.68			
17W Limousine Carriers	93,890.31	2,550.15	.....	96,440.46	.....	96,440.46			
182 Underground Storage Tank	1,150,956.39	109,747.51	115,408.84	1,145,295.06	609.19	1,145,904.25			
186 County Arterial Preservation	1,232,953.54	1,527,739.67	1,596,696.56	1,163,996.65	.....	1,163,996.65			
18J Capital Vessel Replacement	5,270,152.59	1,828,426.47	(19,501.57)	7,118,080.63	239.03	7,118,319.66			
18L Hydraulic Project Approval	1,050.00	.....	150.00	900.00	150.00	1,050.00			
199 Biosolids Permit	1,254,137.83	(1,677.02)	68,104.22	1,184,356.59	.....	1,184,356.59			
19A Medicaid Fraud Penalty	13,619,422.01	(775,658.82)	782,725.54	12,061,037.65	526,092.15	12,587,129.80			
19C Forest Practice Application	861,910.65	369.69	(18,576.73)	880,857.07	1,450.00	882,307.07			
19G Environmental Legacy Stewardship	27,812,753.54	3,792,018.54	2,247,072.34	29,357,699.74	39,448.59	29,397,148.33			
19T DOL Technology Improvement and Data Management	1,282,554.42	39,637.98	.....	1,322,192.40	.....	1,322,192.40			
200 Regional Fisheries Enhancement Salmonid Recovery	(403,623.22)	685,069.71	18,530.70	262,915.79	.....	262,915.79			
201 Department of Licensing Services	2,621,058.52	350,178.51	216,869.46	2,754,367.57	38.19	2,754,405.76			
202 Medical Test Site Licensure	(289,523.72)	2,989.05	75,286.40	(361,821.07)	338.55	(361,482.52)			
203 Passenger Ferry	27.39	.....	.....	27.39	.....	27.39			
204 Volunteer Fire Fighters' and Reserve Officers' Administrative	1,894,897.63	2,507.11	77,269.79	1,820,134.95	1,465.26	1,821,600.21			
207 Hazardous Waste Assistance	3,015,954.46	146,663.96	234,990.34	2,927,628.08	3,808.89	2,931,436.97			
20B Brownfield Redevelopment Trust Fund	.....	.....	.....	.....	.....	.....			
20H Connecting Washington	460,238,343.36	38,551,629.33	49,109,036.57	449,680,936.12	2,309,166.59	451,990,102.71			
20J Electric Vehicle Charging Infrastructure	668,016.09	1,135.95	.....	669,152.04	.....	669,152.04			
20M Puget Sound Taxpayer Accountability	.....	.....	.....	.....	.....	.....			
20N Transportation Future Funding Program	214,854.41	270.57	.....	215,124.98	.....	215,124.98			
20R Radioactive Mixed Waste	2,305,936.85	3,122.47	589,984.14	1,719,075.18	2,201.28	1,721,276.46			
20T PLIA Underground Storage Tank Revolving	11,645,867.17	15,350.40	123,161.98	11,538,055.59	67.63	11,538,123.22			
20V Economic Gardening Pilot Project	.....	.....	.....	.....	.....	.....			
215 Special Category C	4,704,280.62	557,128.53	24,817.13	5,236,592.02	.....	5,236,592.02			
216 Air Pollution Control	29,694,786.71	63,442.56	(7,815.33)	29,766,044.60	202.50	29,766,247.10			
217 Oil Spill Prevention	3,964,091.47	116,542.92	409,515.75	3,671,118.64	1,059.41	3,672,178.05			
218 Multimodal Transportation	166,068,919.76	21,137,910.36	6,907,609.61	180,299,220.51	169,618.20	180,468,838.71			
21E Concealed Pistol License Renewal	73,397.29	12,999.00	.....	86,396.29	.....	86,396.29			
21H Wastewater Treatment Plant Operator Certification	80,051.50	1,383.50	.....	81,435.00	45.00	81,480.00			
21M Distracted Driving Prevention	2,375.53	8,545.54	.....	10,921.07	.....	10,921.07			

# RECEIPTS AND DISBURSEMENTS FOR TREASURY FUNDS

	August 1, 2018		August 2018		August 31, 2018		
	Beginning Book Balance		Plus Receipts	Less Disbursements	Ending Book Balance	Outstanding Warrants	Ending Cash Balance
<b>SPECIAL REVENUE FUNDS (Continued)</b>							
21S Aquatic Invasive Species Management	\$ 721,588.12	\$	38,122.00	\$ 350,347.84	\$ 409,362.28	\$ 773.45	\$ 410,135.73
21V Construction Registration Inspection	2,258,958.40		1,126,351.61	774,778.61	2,610,531.40	7,793.81	2,618,325.21
222 Freshwater Aquatic Weeds	1,066,134.42		61,485.00	35,082.01	1,092,537.41	.....	1,092,537.41
223 State Oil Spill Response	7,691,876.07		37,149.84	5,463.20	7,723,562.71	.....	7,723,562.71
22J Abandoned Recreational Vehicle Disposal	(3,162.82)		(1.32)	6,353.65	(9,517.79)	.....	(9,517.79)
22M Energy Efficiency	9,126,040.03		.....	(74.33)	9,126,114.36	.....	9,126,114.36
22R Internet Consumer Access	.....		.....	.....	.....	.....	.....
22U Secure Drug Take-Back Program	.....		.....	.....	.....	.....	.....
22W Public Disclosure Transparency	600.00		22,465.00	.....	23,065.00	.....	23,065.00
234 Public Works Administration	13,694,337.98		486,507.24	397,424.83	13,783,420.39	30,871.57	13,814,291.96
235 Youth Tobacco & Vapor Product Prevention	1,504,915.42		138,488.80	142,281.28	1,501,122.94	21,727.15	1,522,850.09
237 Recreation Access Pass	3,298,130.86		(965,085.85)	1,230.00	2,331,815.01	720.00	2,332,535.01
260 University of Washington Operating Fees	123.54		.....	.....	123.54	.....	123.54
262 Manufactured Home Installation Training	508,496.98		23,057.00	16,780.09	514,773.89	98.35	514,872.24
263 Community and Economic Development Fee	3,212,617.79		698,791.33	58,257.32	3,853,151.80	2,432.72	3,855,584.52
267 Recreation Resources	21,397,298.11		1,128,163.93	2,166,172.44	20,359,289.60	536.39	20,359,825.99
268 Nonhighway and Off-Road Vehicle Activities (NOVA) Program	9,853,856.71		711,958.54	1,315,596.70	9,250,218.55	150.29	9,250,368.84
269 Parks Renewal and Stewardship	24,970,678.43		7,911,646.41	6,892,588.92	25,989,735.92	109,321.53	26,099,057.45
271 Washington State University Operating Fees	.....		.....	.....	.....	.....	.....
275 Central Washington University Operating Fees	.....		.....	.....	.....	.....	.....
277 State Agency Parking	221,632.91		11,668.00	5,224.50	228,076.41	210.00	228,286.41
296 Columbia River Basin Water Supply Rev Recovery	4,706,844.39		7,235.24	.....	4,714,079.63	.....	4,714,079.63
315 Dedicated Marijuana Fund	14,525,348.98		32,161,130.36	6,912,391.48	39,774,087.86	15,483.39	39,789,571.25
319 Public Health Supplemental	1,096,512.05		(3,110.52)	95,516.55	997,884.98	416.74	998,301.72
404 State Treasurer's Service	14,348,804.17		2,330,564.37	708,305.29	15,971,063.25	16,456.90	15,987,520.15
408 Coastal Protection	1,074,224.82		142,156.89	89,398.26	1,126,983.45	.....	1,126,983.45
441 Local Government Archives	1,790,182.37		441,029.87	460,357.22	1,770,855.02	5,798.12	1,776,653.14
500 Perpetual Surveillance and Maintenance	46,472,061.62		67,299.97	.....	46,539,361.59	.....	46,539,361.59
507 Oyster Reserve Land	393,369.90		21,046.26	4,229.03	410,187.13	.....	410,187.13
511 Tacoma Narrows Toll Bridge	21,595,038.30		(4,138,978.91)	(4,306,829.03)	21,762,888.42	3,824.42	21,766,712.84
513 Derelict Vessel Removal	1,467,710.83		55,716.36	493,120.41	1,030,306.78	28,684.00	1,058,990.78
532 Washington Housing Trust	12,413,159.39		432,301.75	1,184,278.24	11,661,182.90	332.07	11,661,514.97
535 Alaskan Way Viaduct Replacement Project	5,295,324.79		(274,165.50)	.....	5,021,159.29	.....	5,021,159.29
549 Election	11,422,580.69		32,443.34	14,588.37	11,440,435.66	551.28	11,440,986.94
550 Transportation 2003	(10,583,848.47)		4,982,511.49	1,948,411.49	(7,549,748.47)	211,229.18	(7,338,519.29)
562 Skilled Nursing Facility Safety Net Trust	7,399,865.14		4,770.77	(5,088,368.00)	12,493,003.91	.....	12,493,003.91
564 Water Pollution Control Revolving Administration	5,032,515.32		557,741.37	110,842.93	5,479,413.76	543.69	5,479,957.45
565 Yakima Integrated Plan Implementation Revenue Recovery	.....		.....	.....	.....	.....	.....
566 Community Forest Trust	84,873.04		113.53	(28.00)	85,014.57	.....	85,014.57



# RECEIPTS AND DISBURSEMENTS FOR TREASURY FUNDS

	August 1, 2018		August 2018		August 31, 2018		
	Beginning Book Balance		Plus Receipts	Less Disbursements	Ending Book Balance	Outstanding Warrants	Ending Cash Balance
<b>SPECIAL REVENUE FUNDS (Continued)</b>							
571 Multiuse Roadway Safety	\$ 310,373.84	\$	13,011.81	\$ .....	\$ 323,385.65	\$ .....	\$ 323,385.65
595 I-405 Express Toll Lanes Operations	34,780,762.52		(236,069.12)	(3,148,588.11)	37,693,281.51	2,413.57	37,695,695.08
600 Department of Retirement Systems Expense	10,074,620.88		3,256,526.26	3,028,472.69	10,302,674.45	1,619.37	10,304,293.82
689 Rural Washington Loan	7,865,171.64		10,324.67	.....	7,875,496.31	.....	7,875,496.31
727 Water Pollution Control Revolving	125,606,748.06		8,717,717.08	14,282,379.52	120,042,085.62	38,716.26	120,080,801.88
733 Capitol Campus Reserve	.....		.....	.....	.....	.....	.....
777 Prostitution Prevention and Intervention	113,846.62		2,843.04	.....	116,689.66	.....	116,689.66
785 State Educational Trust Fund	6,794,661.83		68,091.74	(28,399.26)	6,891,152.83	1,188.47	6,892,341.30
818 Youth Athletic Facility	190,013.58		247.67	.....	190,261.25	.....	190,261.25
825 Tobacco Settlement	.....		.....	.....	.....	.....	.....
844 Money-Purchase Retirement Savings Administrative	.....		.....	.....	.....	.....	.....
874 OASI Revolving	258,809.17		25.00	14,417.96	244,416.21	2.16	244,418.37
887 Public Facilities Construction Loan Revolving	20,648,149.59		279,050.64	110,098.41	20,817,101.82	.....	20,817,101.82
888 Deferred Compensation Administrative	924,258.73		(65,536.67)	171,932.75	686,789.31	55.49	686,844.80
893 Radiation Perpetual Maintenance	\$344,229.50		448.67	.....	344,678.17	.....	344,678.17
<b>TOTAL SPECIAL REVENUE FUNDS</b>	<b>\$ 3,048,472,705.96</b>	<b>\$</b>	<b>414,752,588.59</b>	<b>\$ 483,581,738.96</b>	<b>\$ 2,979,643,555.59</b>	<b>\$ 14,470,762.21</b>	<b>\$ 2,994,114,317.80</b>
<b>DEBT SERVICE FUNDS</b>							
303 Highway Bond Retirement	\$ 143,640,309.02	\$	42,476,559.73	\$ 186,691,049.57	\$ (574,180.82)	\$ .....	\$ (574,180.82)
304 Ferry Bond Retirement	7,608,994.02		1,177,337.66	3,946,875.00	4,839,456.68	.....	4,839,456.68
305 Transportation Improvement Board Bond Retirement	3,632,925.58		567,840.09	2,193,975.00	2,006,790.67	.....	2,006,790.67
347 Washington State University Bond Retirement	10,498,925.01		(3,940,985.38)	(311,466.89)	6,869,406.52	.....	6,869,406.52
348 University of Washington Bond Retirement	13,569,084.04		89,250.12	(248,907.52)	13,907,241.68	.....	13,907,241.68
380 Debt-Limit General Fund Bond Retirement	1,098.84		.....	1,098.84	.....	.....	.....
381 Debt-Limit Reimbursable Bond Retirement	.....		9,475.00	9,475.00	.....	.....	.....
382 Nondebt-Limit General Fund Bond Retirement	.....		.....	.....	.....	.....	.....
383 Nondebt-Limit Reimbursable Bond Retirement	.....		6,007,859.72	6,007,859.72	.....	.....	.....
384 Nondebt-Limit Proprietary Appropriated Bond Retirement	.....		.....	.....	.....	.....	.....
385 Nondebt-Limit Proprietary Nonappropriated Bond Retirement	.....		.....	.....	.....	.....	.....
386 Nondebt-Limit Revenue Bond Retirement	.....		.....	.....	.....	.....	.....
389 Toll Facility Bond Retirement	\$13,339,863.11		4,676,491.69	.....	18,016,354.80	.....	18,016,354.80
<b>TOTAL DEBT SERVICE FUNDS</b>	<b>\$ 192,291,199.62</b>	<b>\$</b>	<b>51,063,828.63</b>	<b>\$ 198,289,958.72</b>	<b>\$ 45,065,069.53</b>	<b>\$ .....</b>	<b>\$ 45,065,069.53</b>
<b>CAPITAL PROJECTS FUNDS</b>							
01L Higher Education Construction	\$ .....	\$	.....	\$ .....	\$ .....	\$ .....	\$ .....
036 Capitol Building Construction	1,148,810.30		3,700.46	(313,509.27)	1,466,020.03	.....	1,466,020.03
056 State Higher Education Construction	2,370.78		3.09	.....	2,373.87	.....	2,373.87
057 State Building Construction	245,277,090.34		(1,408,997.61)	89,309,356.59	154,558,736.14	1,807,967.86	156,366,704.00
060 Community and Technical College Capital Projects	13,985,667.34		2,059,538.20	1,473,221.31	14,571,984.23	.....	14,571,984.23
061 Eastern Washington University Capital Projects	5,611,128.41		124,212.50	1,388,982.69	4,346,358.22	.....	4,346,358.22

# RECEIPTS AND DISBURSEMENTS FOR TREASURY FUNDS

	August 1, 2018		August 2018		August 31, 2018		
	Beginning Book Balance		Plus Receipts	Less Disbursements	Ending Book Balance	Outstanding Warrants	Ending Cash Balance
<b>CAPITAL PROJECTS FUNDS (Continued)</b>							
062 Washington State University Building	\$ 730,560.23	\$	3,816,411.34	\$ 2,514,172.45	\$ 2,032,799.12	\$ .....	\$ 2,032,799.12
063 Central Washington University Capital Projects	7,552,716.32		126,988.95	443,631.27	7,236,074.00	.....	7,236,074.00
064 University of Washington Building	11,299,823.18		25,143.35	2,040,697.10	9,284,269.43	.....	9,284,269.43
065 Western Washington University Capital Projects	4,297,883.81		122,877.22	173,750.34	4,247,010.69	.....	4,247,010.69
066 The Evergreen State College Capital Projects	3,040,037.56		121,363.29	482,350.64	2,679,050.21	.....	2,679,050.21
075 State Social and Health Services Construction	5,371.39		.....	.....	5,371.39	.....	5,371.39
18B Columbia River Basin Tax Bond Water Supply Development	1,201,035.70		1,565.44	.....	1,202,601.14	.....	1,202,601.14
245 Public Safety Reimbursable Bond	4.12		.....	.....	4.12	.....	4.12
246 Community and Technical College Forest Reserve	3,071,286.79		18.36	(179,064.37)	3,250,369.52	.....	3,250,369.52
289 Thurston County Capital Facilities	4,425,825.73		359,578.80	251,513.32	4,533,891.21	.....	4,533,891.21
357 Gardner-Evans Higher Education Construction	45,698.05		.....	.....	45,698.05	.....	45,698.05
364 Military Department Capital	\$1,725,597.35		.....	.....	1,725,597.35	.....	1,725,597.35
<b>TOTAL CAPITAL PROJECTS FUNDS</b>	<b>\$ 303,420,907.40</b>	<b>\$</b>	<b>5,352,403.39</b>	<b>\$ 97,585,102.07</b>	<b>\$ 211,188,208.72</b>	<b>\$ 1,807,967.86</b>	<b>\$ 212,996,176.58</b>
<b>PERMANENT FUNDS</b>							
04B Natural Resources Real Property Replacement	\$ 8,818,558.30	\$	12,760.78	\$ (74,000.00)	\$ 8,905,319.08	\$ .....	\$ 8,905,319.08
601 Agricultural Permanent	406,034.93		1,317.39	(277,145.16)	684,497.48	.....	684,497.48
603 Millersylvania Park Trust	5,522.30		7.20	.....	5,529.50	.....	5,529.50
604 Normal School Permanent	192,806.08		.....	117,566.87	75,239.21	.....	75,239.21
605 Permanent Common School	57,795.46		.....	(2,810.03)	60,605.49	.....	60,605.49
606 Scientific Permanent	628,241.33		1,930.45	266,510.23	363,661.55	.....	363,661.55
607 State University Permanent	101,463.16		.....	(47,656.98)	149,120.14	.....	149,120.14
851 Developmental Disabilities Community Trust	\$1,513,400.65		1,974.72	(4,225.78)	1,519,601.15	.....	1,519,601.15
<b>TOTAL PERMANENT FUNDS</b>	<b>\$ 11,723,822.21</b>	<b>\$</b>	<b>17,990.54</b>	<b>\$ (21,760.85)</b>	<b>\$ 11,763,573.60</b>	<b>\$ .....</b>	<b>\$ 11,763,573.60</b>
<b>ENTERPRISE FUNDS</b>							
401 Correctional Industries	\$ 4,016,660.76	\$	8,778,741.78	\$ 8,751,424.16	\$ 4,043,978.38	\$ 124,176.90	\$ 4,168,155.28
407 Secretary of State's Revolving	9,658,838.77		660,444.98	959,197.68	9,360,086.07	95.00	9,360,181.07
492 School Employees' Insurance Administrative	36,032,054.40		(11,307,000.00)	745,918.05	23,979,136.35	523.64	23,979,659.99
578 Lottery Administrative	498,947.27		1,206,841.40	1,218,139.71	487,648.96	3,349.01	490,997.97
608 Accident	9,282,440.06		213,317,867.97	220,732,802.23	1,867,505.80	12,439,601.76	14,307,107.56
609 Medical Aid	22,487,544.38		162,900,248.48	184,556,675.02	831,117.84	6,514,596.93	7,345,714.77
610 Accident Reserve	392,827.79		61,224,204.54	61,317,386.88	299,645.45	702,054.39	1,001,699.84
881 Supplemental Pension	3,559,935.48		126,474,442.75	129,894,678.62	139,699.61	1,411,990.21	1,551,689.82
883 Second Injury	\$30,867,554.40		4,664,321.35	94,966.11	35,436,909.64	19,202.13	35,456,111.77
<b>TOTAL ENTERPRISE FUNDS</b>	<b>\$ 116,796,803.31</b>	<b>\$</b>	<b>567,920,113.25</b>	<b>\$ 608,271,188.46</b>	<b>\$ 76,445,728.10</b>	<b>\$ 21,215,589.97</b>	<b>\$ 97,661,318.07</b>
<b>INTERNAL SERVICE FUNDS</b>							
006 Public Records Efficiency, Preservation & Access	\$ 1,350,946.91	\$	(42,975.06)	\$ 221,047.69	\$ 1,086,924.16	\$ 511.19	\$ 1,087,435.35
405 Legal Services Revolving	18,371,772.31		4,401,538.57	12,663,118.05	10,110,192.83	59,995.31	10,170,188.14

# RECEIPTS AND DISBURSEMENTS FOR TREASURY FUNDS

	August 1, 2018		August 2018		August 31, 2018		
	Beginning Book Balance		Plus Receipts	Less Disbursements	Ending Book Balance	Outstanding Warrants	Ending Cash Balance
<b>INTERNAL SERVICE FUNDS (Continued)</b>							
410 Transportation Equipment	\$ 14,920,250.74	\$	739,055.49	\$ (128,328.10)	\$ 15,787,634.33	\$ 2,261.21	\$ 15,789,895.54
415 Personnel Service	1,611,157.16		1,758,136.25	685,443.84	2,683,849.57	96.79	2,683,946.36
418 State Health Care Authority Administrative	11,256,143.00		2,523,122.00	893,514.18	12,885,750.82	12,113.82	12,897,864.64
455 Higher Education Personnel Service	411,749.35		93,646.16	184,996.77	320,398.74	3.70	320,402.44
468 OFM Central Service	(783,913.07)		1,440,882.59	537,007.13	119,962.39	80.40	120,042.79
483 Auditing Services Revolving	238,745.75		264,912.74	533,206.10	(29,547.61)	1,151.89	(28,395.72)
484 Administrative Hearings Revolving	(\$360,842.51)		1,464,887.06	1,736,339.19	(632,294.64)	4,991.69	(627,302.95)
<b>TOTAL INTERNAL SERVICE FUNDS</b>	<b>\$ 47,016,009.64</b>	<b>\$</b>	<b>12,643,205.80</b>	<b>\$ 17,326,344.85</b>	<b>\$ 42,332,870.59</b>	<b>\$ 81,206.00</b>	<b>\$ 42,414,076.59</b>
<b>PENSION TRUST FUNDS</b>							
614 Volunteer Firefighters' Relief and Pension Principal	\$ 19,931,829.74	\$	36,629.71	\$ 1,132,175.75	\$ 18,836,283.70	\$ 137,516.13	\$ 18,973,799.83
615 State Patrol - Plan1	938,723.40		6,160,039.59	6,149,472.31	949,290.68	49,137.63	998,428.31
616 Judges' Retirement	892,160.14		1,172.90	32,880.99	860,452.05	.....	860,452.05
630 State Patrol - Plan 2	440,061.72		1,369,244.71	1,408,748.12	400,558.31	.....	400,558.31
631 Public Employees' Retirement System Plan 1	8,888,234.47		157,598,289.88	157,598,502.55	8,888,021.80	1,556,214.39	10,444,236.19
632 Teachers' Retirement System Plan 1	6,925,972.45		113,421,698.73	113,538,104.47	6,809,566.71	795,153.77	7,604,720.48
633 School Employees' Retirement System Combined Plan 2 & 3	4,976,566.07		54,987,448.95	55,478,385.70	4,485,629.32	335,818.47	4,821,447.79
635 Public Safety Employees Retirement System Plan 2	273,239.14		4,884,597.50	4,893,441.98	264,394.66	147,330.39	411,725.05
641 Public Employees' Retirement System Combined Plan 2 & 3	9,830,896.58		250,767,426.38	249,795,196.19	10,803,126.77	1,825,865.92	12,628,992.69
642 Teachers' Retirement System Combined Plan 2 and 3	14,309,422.50		191,724,017.02	189,758,731.17	16,274,708.35	262,287.76	16,536,996.11
722 Deferred Compensation Principal	3,340,298.68		44,218,985.27	45,183,408.10	2,375,875.85	156.85	2,376,032.70
729 Judicial Retirement Principal	9,468.84		15,669.75	15,652.49	9,486.10	.....	9,486.10
819 LEOFF Plan 1 Retirement	2,684,580.82		30,925,034.57	30,955,916.60	2,653,698.79	447,107.56	3,100,806.35
829 LEOFF Plan 2 Retirement	2,997,515.19		54,289,287.84	53,219,242.20	4,067,560.83	221,382.25	4,288,943.08
882 Washington Judicial Retirement System	\$9,388,411.75		19,328.16	688,783.33	8,718,956.58	.....	8,718,956.58
<b>TOTAL PENSION TRUST FUNDS</b>	<b>\$ 85,827,381.49</b>	<b>\$</b>	<b>910,418,870.96</b>	<b>\$ 909,848,641.95</b>	<b>\$ 86,397,610.50</b>	<b>\$ 5,777,971.12</b>	<b>\$ 92,175,581.62</b>
<b>AGENCY FUNDS</b>							
01P Suspense	\$ 97,842,010.88	\$	2,075,519,662.94	\$ 2,069,872,438.69	\$ 103,489,235.13	\$ 17,687.01	\$ 103,506,922.14
01R Undistributed Receipts	1,219,723.36		1,297,838.86	.....	2,517,562.22	.....	2,517,562.22
01T Local Leasehold Excise Tax	5,150,205.01		(303,005.13)	4,605,033.47	242,166.41	.....	242,166.41
034 Local Sales and Use Tax	.....		.....	.....	.....	.....	.....
035 State Payroll Revolving	6,118,752.90		498,376,102.09	489,676,223.31	14,818,631.68	1,796,785.46	16,615,417.14
768 Local Real Estate Excise Tax	.....		206,304.98	206,304.98	.....	.....	.....
795 State Investment Board Commingled Monthly Bond	.....		.....	.....	.....	.....	.....
865 State Investment Board Commingled Trust	.....		5,995.21	5,995.21	.....	.....	.....

# RECEIPTS AND DISBURSEMENTS FOR TREASURY FUNDS

	August 1, 2018	August 2018		August 31, 2018		
	Beginning Book Balance	Plus Receipts	Less Disbursements	Ending Book Balance	Outstanding Warrants	Ending Cash Balance
<b>AGENCY FUNDS (Continued)</b>						
877 OASI Contribution	\$ .....	\$ .....	\$ .....	\$ .....	\$ .....	\$ .....
<b>TOTAL AGENCY FUNDS</b>	\$ 110,330,692.15	\$ 2,575,102,898.95	\$ 2,564,365,995.66	\$ 121,067,595.44	\$ 1,814,472.47	\$ 122,882,067.91
<b>TOTAL TREASURY FUNDS</b>	\$ \$6,873,170,935.28	\$ 7,625,024,043.60	\$ 8,690,819,323.06	\$ 5,807,375,655.82	\$ 73,281,724.02	\$ 5,880,657,379.84

# RECEIPTS AND DISBURSEMENTS FOR TREASURER'S TRUST FUNDS

	August 1, 2018		August 2018		August 31, 2018		
	Beginning Book Balance		Plus Receipts	Less Disbursements	Ending Book Balance	Outstanding Warrants	Ending Cash Balance
<b>GENERAL FUND</b>							
06N Local Tax Administration	\$ .....	\$ .....	\$ .....	\$ .....	\$ .....	\$ .....	\$ .....
07F Commercial Fisheries Buyback	.....	.....	.....	.....	.....	.....	.....
08B Foster Care Endowed Scholarship Trust	15,728.38	20.50	.....	.....	15,748.88	.....	15,748.88
08E Individual Development Account Program	1,967.96	2.57	.....	.....	1,970.53	.....	1,970.53
08N State Financial Aid	4,057,377.35	38,226,531.66	2,997,543.79	.....	39,286,365.22	5,887.09	39,292,252.31
08T Transportation Innovative Partnership	.....	.....	.....	.....	.....	.....	.....
10L Health Insurance Partnership	.....	.....	.....	.....	.....	.....	.....
10V Invasive Species Council	.....	.....	.....	.....	.....	.....	.....
11M Poet Laureate	115.55	.....	.....	.....	115.55	.....	115.55
11R Hospital Infection Control Grant	.....	.....	.....	.....	.....	.....	.....
12L Outdoor Education and Recreation Prog	1,537,119.63	.....	.....	.....	1,537,119.63	.....	1,537,119.63
12P Geoduck Aquaculture Research	200,000.48	.....	3,006.22	.....	196,994.26	.....	196,994.26
131 Fair	2,160,024.19	2,736.66	5,845.50	.....	2,156,915.35	721.21	2,157,636.56
14N Legislative Oral History	57,593.20	.....	.....	.....	57,593.20	.....	57,593.20
14P Skeletal Human Remains Assistance	291,342.30	.....	.....	.....	291,342.30	.....	291,342.30
15B Food Animal Vet Scholarship	.....	.....	.....	.....	.....	.....	.....
15N Business Assistance	.....	.....	.....	.....	.....	.....	.....
16F Washington State Flag	410.96	.....	363.63	.....	47.33	.....	47.33
16K Mortgage Recovery	.....	.....	.....	.....	.....	.....	.....
16R Multiagency Permitting Team	93,902.53	122.39	.....	.....	94,024.92	.....	94,024.92
17R Aerospace Training Student Loan	1,039,835.41	12,716.03	19,895.09	.....	1,032,656.35	.....	1,032,656.35
18C Native Education Public-Private Partnership	.....	.....	.....	.....	.....	.....	.....
18F High School Completion	.....	.....	.....	.....	.....	.....	.....
18G Opportunity Scholarship Match Transfer	2,245,087.44	.....	1,775,769.04	.....	469,318.40	.....	469,318.40
18K 24/7 Sobriety	(1,799.46)	2,954.04	.....	.....	1,154.58	.....	1,154.58
18V Science, Technology, Engineering and Math Education Lighthouse	.....	.....	.....	.....	.....	.....	.....
19J Universal Communications Services	10,698,227.32	.....	777.55	.....	10,697,449.77	.....	10,697,449.77
19V Andy Hill Cancer Research Endowment Fund Match Transfer	4,968,132.15	(506.88)	981.20	.....	4,966,644.07	.....	4,966,644.07
20L Early Start	.....	.....	.....	.....	.....	.....	.....
21J Gina Grant Bull Memorial Legislative Page Scholarship	23,715.06	30.91	.....	.....	23,745.97	.....	23,745.97
21K Skilled Worker Awareness Grant Program	224,366.14	(1.44)	6,204.41	.....	218,160.29	.....	218,160.29
21L Low-Income Home Rehab Revolving Loan Program	.....	.....	.....	.....	.....	.....	.....
21T Suicide-Safer Homes Project	25,638.23	.....	191.45	.....	25,446.78	.....	25,446.78
22A State Agency Office Relocation Pool	6,378,495.58	.....	768,695.95	.....	5,609,799.63	1,191.64	5,610,991.27
22B Highway Worker Memorial Scholarship	.....	.....	.....	.....	.....	.....	.....
22S Landlord Mitigation Program	42,283.32	68,989.94	.....	.....	111,273.26	.....	111,273.26
22V Medical Student Loan	.....	.....	.....	.....	.....	.....	.....
23B Rural Jobs Program Match Transfer	.....	.....	.....	.....	.....	.....	.....
23E Washington History Day	.....	23,000.00	.....	.....	23,000.00	.....	23,000.00

# RECEIPTS AND DISBURSEMENTS FOR TREASURER'S TRUST FUNDS

	August 1, 2018	August 2018		August 31, 2018		
	Beginning Book Balance	Plus Receipts	Less Disbursements	Ending Book Balance	Outstanding Warrants	Ending Cash Balance
<b>GENERAL FUND (Continued)</b>						
23F Open Educational Resources	\$ .....	\$ .....	\$ .....	\$ .....	\$ .....	\$ .....
290 Savings Incentive	2,267,763.19	45,142.10	23,032.40	2,289,872.89	.....	2,289,872.89
447 Information Technology Investment Revolving	20,106,959.79	(17,524.81)	27,331.22	20,062,103.76	120.54	20,062,224.30
490 Regional Transportation Investment District	.....	.....	.....	.....	.....	.....
514 Agricultural Conservation Easements	.....	.....	.....	.....	.....	.....
534 Washington Graduate Fellowship Trust	489.80	.....	.....	489.80	.....	489.80
551 Washington Youth and Families	124,634.31	.....	.....	124,634.31	.....	124,634.31
552 Conservation Assistance Revolving	373,854.25	8,036.80	5,336.20	376,554.85	.....	376,554.85
646 Higher Ed Retirement Plan Supplemental Benefit	2,000.86	1,762,575.71	1,638,481.00	126,095.57	.....	126,095.57
653 Washington Distinguished Professorship Trust	.....	.....	.....	.....	.....	.....
743 College Faculty Awards Trust	186.14	.....	.....	186.14	.....	186.14
747 Health Professional Loan Repayment & Scholarship Program	8,183,052.05	1,949,583.33	(163,148.75)	10,295,784.13	.....	10,295,784.13
748 Higher Education Coord. Board for Innovation and Quality	.....	.....	.....	.....	.....	.....
781 Cross-State Trail	473.10	.....	.....	473.10	.....	473.10
793 Health Insurance Pool	.....	.....	.....	.....	.....	.....
817 Stadium and Exhibition Center Construction	.....	.....	.....	.....	.....	.....
835 Four Year Student Child Care in Higher Education	78,791.35	.....	.....	78,791.35	.....	78,791.35
837 Washington's Promise Scholarship	\$8.19	0.01	.....	8.20	.....	8.20
<b>TOTAL GENERAL FUND</b>	<b>\$ 65,197,776.75</b>	<b>\$ 42,084,409.52</b>	<b>\$ 7,110,305.90</b>	<b>\$ 100,171,880.37</b>	<b>\$ 7,920.48</b>	<b>\$ 100,179,800.85</b>
<b>SPECIAL REVENUE FUNDS</b>						
01F Crime Victims' Compensation	\$ 3,070,555.11	\$ 2,156,543.88	\$ .....	\$ 5,227,098.99	\$ .....	\$ 5,227,098.99
025 Pilotage	1,076,540.16	125,245.28	701,794.74	499,990.70	376.07	500,366.77
03K Industrial Insurance Premium Refund	4,858,102.95	62,251.13	327,099.30	4,593,254.78	81.94	4,593,336.72
04F Real Estate Education Program	637,328.24	4,771.60	20,984.60	621,115.24	.....	621,115.24
06H Oral History, State Library, and Archives	(16,038.14)	62,108.56	34,435.76	11,634.66	70.20	11,704.86
06J Securities Prosecution	588,264.33	(30,948.53)	1,937.19	555,378.61	.....	555,378.61
07A Mortgage Lending Fraud Prosecution	285,361.81	26,750.65	75,839.00	236,273.46	37,919.50	274,192.96
07B Organ and Tissue Donation Awareness	207,029.78	34,747.22	108,113.88	133,663.12	.....	133,663.12
07E Contract Harvesting Revolving	11,258,510.85	(62,885.80)	(1,121,561.62)	12,317,186.67	20,777.37	12,337,964.04
07J "Helping Kids Speak"	3,532.68	2,664.67	2,436.01	3,761.34	.....	3,761.34
07K Special License Plate Applicant Trust	6,103.00	.....	.....	6,103.00	.....	6,103.00
07L Legislative International Trade	735.13	.....	108.77	626.36	108.77	735.13
07N Produce Railcar Pool	48.60	0.07	.....	48.67	.....	48.67
07T Commemorative Works	3,326.87	4.34	.....	3,331.21	.....	3,331.21
07V Fish and Wildlife Enforcement Reward	664,606.36	17,100.71	88,937.74	592,769.33	1,182.04	593,951.37
08C Gonzaga University Alumni Association	6,119.05	4,823.00	4,123.02	6,819.03	.....	6,819.03
08F Lighthouse Environmental Programs	14,615.97	9,258.67	(9,219.99)	33,094.63	.....	33,094.63
08G Flexible Spending Administrative	2,380,845.59	498,520.85	72,232.10	2,807,134.34	.....	2,807,134.34

# RECEIPTS AND DISBURSEMENTS FOR TREASURER'S TRUST FUNDS

	August 1, 2018		August 2018		August 31, 2018		
	Beginning Book Balance		Plus Receipts	Less Disbursements	Ending Book Balance	Outstanding Warrants	Ending Cash Balance
<b>SPECIAL REVENUE FUNDS (Continued)</b>							
08J Prescription Drug Consortium	\$ 42,947.77	\$ .....	\$ .....	\$ .....	\$ 42,947.77	\$ .....	\$ 42,947.77
08L "Ski & Ride Washington"	3,311.23		3,374.00	2,685.67	3,999.56	.....	3,999.56
08P State Parks Education and Enhancement	410,387.78		13,141.32	12,906.50	410,622.60	675.00	411,297.60
08V Veterans Stewardship	1,619,921.10		340,161.13	40,524.41	1,919,557.82	2,471.10	1,922,028.92
08W "Washington's National Park Fund"	23,246.90		20,848.36	18,099.67	25,995.59	.....	25,995.59
098 Eastern Washington Pheasant Enhancement	178,641.59		13,271.98	5,339.57	186,574.00	.....	186,574.00
09A We Love Our Pets	12,331.58		4,657.34	4,655.01	12,333.91	.....	12,333.91
09B Boating Safety Education Certification	706,227.70		66,318.75	13,736.16	758,810.29	885.00	759,695.29
09J Washington Coastal Crab Pot Buoy Tag	210,385.29		(10.00)	.....	210,375.29	.....	210,375.29
09K Life Sciences Discovery	488,274.03		723.39	134,294.29	354,703.13	.....	354,703.13
09L Nursing Resource Center	60,634.16		55,790.00	2,290.21	114,133.95	430.00	114,563.95
10F "Share the Road"	18,845.38		7,798.00	8,138.67	18,504.71	.....	18,504.71
11A Employment Training Finance	265,957.72		11,660.32	.....	277,618.04	.....	277,618.04
11J Electronic Products Recycling	622,930.73		(2,585.87)	22,845.36	597,499.50	.....	597,499.50
11P Large On-Site Sewage Systems	.....	.....	.....	.....	.....	.....	.....
11V Veteran Estate Management	11,318.91		27,026.13	20,201.49	18,143.55	1,353.00	19,496.55
126 Agricultural Local	16,563,013.22		2,586,340.70	2,654,212.54	16,495,141.38	102,640.34	16,597,781.72
128 Grain Inspection Revolving	5,821,117.91		669,483.71	1,390,807.86	5,099,793.76	1,210.54	5,101,004.30
12E Assisted Living Facility Management	284,242.76	.....	.....	(4,400.00)	288,642.76	.....	288,642.76
12F Manufactured/Mobile Home Dispute Resol	2,564,844.43		55,680.00	37,055.47	2,583,468.96	.....	2,583,468.96
12G Rockfish Research	335,664.84		31,287.03	14,168.54	352,783.33	.....	352,783.33
12H Uniformed Service Shared Leave Pool	827,650.72	.....	.....	.....	827,650.72	.....	827,650.72
12N Get Ready For Math & Science Schlarshp	51,442.28		1,503.04	.....	52,945.32	.....	52,945.32
133 Children's Trust	535,950.15		70,662.32	131,899.44	474,713.03	83.85	474,796.88
14E Washington State Heritage Center	3,119,167.77		439,811.94	518,169.37	3,040,810.34	1,705.74	3,042,516.08
14W Reduced Cigarette Ignition Propensity	587,348.83		1,267.57	3,830.58	584,785.82	98.43	584,884.25
15A Transitional Housing Oper & Rent	0.41	.....	.....	.....	0.41	.....	0.41
15T Broadband Mapping	.....	.....	.....	.....	.....	.....	.....
15V Funeral and Cemetery	815,583.49		20,811.75	74,033.28	762,361.96	665.00	763,026.96
15W Guaranteed Asset Protection Waiver	18,750.00	.....	.....	.....	18,750.00	.....	18,750.00
163 Worker and Community Right to Know	1,244,411.93		1,641,125.50	184,167.26	2,701,370.17	5,000.00	2,706,370.17
169 Horse Racing Commission Operating	864,310.02		231,863.68	176,586.44	919,587.26	1,040.81	920,628.07
16B Landscape Architects' License	323,806.26		18,187.00	12,825.57	329,167.69	450.00	329,617.69
16E Spec Forest Products Outreach/Education	12,730.19		2.66	.....	12,732.85	.....	12,732.85
16G Universal Vaccine Purchase	12,533,571.80		7,848,005.66	8,725,850.47	11,655,726.99	.....	11,655,726.99
16H Columbia River Salmon/Steelhead Endorsement	1,088,195.26		132,527.00	113,974.22	1,106,748.04	2,223.63	1,108,971.67
16L Accessible Communities	546,445.06		16,364.42	31,738.20	531,071.28	321.11	531,392.39
16N Disabled Veterans Assistance	.....	.....	.....	.....	.....	.....	.....
16T Product Stewardship Programs	293,384.94		(788.00)	7,427.71	285,169.23	.....	285,169.23

# RECEIPTS AND DISBURSEMENTS FOR TREASURER'S TRUST FUNDS

	August 1, 2018		August 2018		August 31, 2018		
	Beginning Book Balance		Plus Receipts	Less Disbursements	Ending Book Balance	Outstanding Warrants	Ending Cash Balance
<b>SPECIAL REVENUE FUNDS (Continued)</b>							
17H WA Global Health Technologies Product Development	\$ 2.06	\$ .....	\$ .....	\$ .....	\$ 2.06	\$ .....	\$ 2.06
17L Foreclosure Fairness	281,647.46		548,005.87	(22,630.89)	852,284.22		852,284.22
17M Individual-Based/Portable Background Check Clearance	4,195.32		90,337.22	38,553.33	55,979.21	443.70	56,422.91
17V Volunteer Firefighters	6,020.00		2,760.33	2,944.67	5,835.66		5,835.66
180 Local Government Administrative Hearings	249,282.79				249,282.79		249,282.79
189 Clarke-McNary							
18A Investing In Innovation	34,347.09				34,347.09		34,347.09
18E Educator Certification Processing	2,685,718.72		258,037.07	136,261.98	2,807,493.81	1,830.44	2,809,324.25
18M Music Matters Awareness	7,690.66		6,057.35	5,814.67	7,933.34		7,933.34
18N Damage Prevention	147,571.00		1,500.00		149,071.00		149,071.00
18R Seattle Sounders FC	7,488.60		5,595.32	5,186.99	7,896.93		7,896.93
190 Forest Fire Protection Assessment	10,114,116.55		14,384.58	801,616.04	9,326,885.09	1,474.29	9,328,359.38
193 State Forest Nursery Revolving	2,104,257.75		5,491.60	274,542.70	1,835,206.65		1,835,206.65
195 Energy	6,384.02		8.34		6,392.36		6,392.36
197 Statute Law Committee Publications	817,612.83		6,641.86	2,101.76	822,152.93		822,152.93
198 Access Road Revolving	9,304,732.85		1,726.34	524,949.73	8,781,509.46	8,911.27	8,790,420.73
19B School for the Blind	2,074,765.66		341,683.07	144,365.41	2,272,083.32	50.00	2,272,133.32
19E 4-H Program	363.00		448.00	448.00	363.00		363.00
19F Seattle Seahawks	44,251.67		44,279.71	39,552.29	48,979.09	39,552.29	88,531.38
19H Center for Childhood Deafness and Hearing Loss			7,822.27	675.00	7,147.27		7,147.27
19M Seattle University	24,430.00		504.00		24,934.00		24,934.00
19P Child Rescue	16,419.86		769.13		17,188.99		17,188.99
19R Residential Services and Support	7,000.00			(8,600.00)	15,600.00		15,600.00
19W Wolf-Livestock Conflict	282,043.03		36,513.60		318,556.63		318,556.63
205 Mobile Home Park Relocation	1,477,178.29		54,808.49	15,646.21	1,516,340.57	439.86	1,516,780.43
206 Cost of Supervision	609,591.04		157,450.45	248,425.87	518,615.62	160.02	518,775.64
209 Regional Fisheries Enhancement Group	1,581,239.46		77,693.35	33,761.49	1,625,171.32	8,934.57	1,634,105.89
20A State Flower	2,669.33		2,013.67	2,046.33	2,636.67		2,636.67
20D CPA Scholarship Transfer	250,000.00				250,000.00		250,000.00
20E WA Internet Crimes Against Children	1,500,000.00				1,500,000.00		1,500,000.00
20G Washington Farmers and Ranchers	448.00		67.67	168.00	347.67	532.00	879.67
20K Licensing & Enforcement System Modernization	1,190,672.10		425.00	580.01	1,190,517.09	25.50	1,190,542.59
20P Nursing Facility Quality Enhancement	2,378,961.99			80.00	2,378,881.99		2,378,881.99
20W Washington Tennis	2,254.00		135.33		2,389.33		2,389.33
210 Fire Protection Contractor License	456,344.98		4,267.00	69,194.75	391,417.23	58.73	391,475.96
213 Veterans' Emblem	33,132.94		658.00	14.00	33,776.94		33,776.94
214 Temporary Worker Housing	288,323.48		750.00	7,219.97	281,853.51	976.00	282,829.51
219 Air Operating Permit	1,634,929.04		(5,518.83)	639,395.76	990,014.45	591.75	990,606.20
21A Washington State Wrestling	378.00		763.00	322.00	819.00		819.00



# RECEIPTS AND DISBURSEMENTS FOR TREASURER'S TRUST FUNDS

	August 1, 2018		August 2018		August 31, 2018		
	Beginning Book Balance		Plus Receipts	Less Disbursements	Ending Book Balance	Outstanding Warrants	Ending Cash Balance
<b>SPECIAL REVENUE FUNDS (Continued)</b>							
21C Washington Sexual Assault Kit	\$ 1,895,294.69	\$	7,085.01	\$ 4,156.25	\$ 1,898,223.45	\$ .....	\$ 1,898,223.45
21F Fred Hutch	310.33		252.00	310.33	252.00	.....	252.00
21G Washington State Aviation	30,688.00		3,315.67	.....	34,003.67	.....	34,003.67
21N NE WA Wolf-Livestock Management	78,161.03		85.25	4,019.97	74,226.31	.....	74,226.31
21Q Forest Health Revolving	5,628,413.94		12,218.19	(2,330,756.16)	7,971,388.29	198,251.57	8,169,639.86
21U Veteran's In-State Service Shared Leave Pool	69,200.92		.....	4,243.16	64,957.76	.....	64,957.76
21W K-12 Criminal Background Check	16,509.05		159,082.75	133,889.90	41,701.90	86.00	41,787.90
225 Fingerprint Identification	4,199,483.00		832,025.35	1,091,798.29	3,939,710.06	18,549.50	3,958,259.56
22G Photovoltaic Module Recycling	.....		.....	.....	.....	.....	.....
22H Foster Parent Shared Leave Pool	0.04		7,142.44	.....	7,142.48	.....	7,142.48
22K Watershed Restoration Enhancement	.....		.....	.....	.....	.....	.....
22L Public Use General Aviation Airport Loan Revolving	5,000,023.29		.....	(23.29)	5,000,046.58	.....	5,000,046.58
22N Fish and Wildlife Federal Lands Revolving	.....		.....	.....	.....	.....	.....
22P Natural Resources Federal Lands Revolving	(116,483.13)		2,293.51	39,494.91	(153,684.53)	279.88	(153,404.65)
22Q Seattle Mariners	.....		.....	.....	.....	.....	.....
23A Student Loan Advocate	.....		.....	.....	.....	.....	.....
23C Department of Licensing Tuition Recovery	.....		.....	.....	.....	.....	.....
23D Student Achievement Council Tuition Recovery Trust	.....		.....	.....	.....	.....	.....
259 Coastal Crab	105,999.40		120.00	616.60	105,502.80	66.00	105,568.80
274 Adult Family Home	719,501.50		.....	(8,142.10)	727,643.60	.....	727,643.60
281 Impaired Driving Safety	48,929.52		168,115.50	.....	217,045.02	.....	217,045.02
283 Juvenile Accountability Incentive	84,465.49		110.10	.....	84,575.59	.....	84,575.59
294 Sea Cucumber Dive Fishery	(3,016.23)		.....	.....	(3,016.23)	.....	(3,016.23)
295 Sea Urchin Dive Fishery	(8.23)		.....	.....	(8.23)	.....	(8.23)
297 Pipeline Safety	4,156,142.04		213,694.19	208,711.82	4,161,124.41	.....	4,161,124.41
298 Geologists'	381,958.21		26,699.91	18,612.60	390,045.52	210.00	390,255.52
300 Financial Services Regulation	28,032,227.13		1,881,663.38	4,954,614.77	24,959,275.74	16,174.15	24,975,449.89
320 Puget Sound Crab Pot Buoy Tag	54,583.73		18,688.75	100.00	73,172.48	.....	73,172.48
328 Crim Justice Training Commis Firing Range Maintenance	81,178.00		34,261.00	.....	115,439.00	.....	115,439.00
416 Surplus and Donated Food Commodities Revolving	5,589,460.41		59,265.86	852,256.48	4,796,469.79	123,206.44	4,919,676.23
424 Anti-Trust Revolving	4,745,842.68		.....	219,744.63	4,526,098.05	8.35	4,526,106.40
480 Financial Education Public-Private Partnership	34,272.75		.....	.....	34,272.75	.....	34,272.75
485 Horse Racing Owners' Bonus/Breeder Awards	345,415.95		99,340.14	.....	444,756.09	522.60	445,278.69
495 Toll Collection	19,737,532.33		19,426,205.37	18,438,009.28	20,725,728.42	34,873.37	20,760,601.79
496 Future Teachers Conditional Scholarship	2,349,988.12		19,761.17	209,162.45	2,160,586.84	3,000.00	2,163,586.84
497 Horse Racing Commission Class C Purse Fund	43,135.51		8,833.79	.....	51,969.30	.....	51,969.30
498 Washington State Council of Fire Fighters Benevolent	17,610.36		13,174.01	11,592.00	19,192.37	.....	19,192.37
499 Law Enforcement Memorial	53,508.72		29,607.70	28,443.33	54,673.09	.....	54,673.09
501 Liquor Revolving	32,071,905.27		12,285,539.48	3,589,439.81	40,768,004.94	245,377.38	41,013,382.32

# RECEIPTS AND DISBURSEMENTS FOR TREASURER'S TRUST FUNDS

	August 1, 2018		August 2018		August 31, 2018		
	Beginning Book Balance		Plus Receipts	Less Disbursements	Ending Book Balance	Outstanding Warrants	Ending Cash Balance
<b>SPECIAL REVENUE FUNDS (Continued)</b>							
503 Tuition Recovery	\$ 3,687,570.96	\$	28,583.55	\$ 11,399.97	\$ 3,704,754.54	\$ 194.32	\$ 3,704,948.86
515 DNA Data Base	426,616.33		47,305.39	93,459.36	380,462.36	694.51	381,156.87
516 Fruit and Vegetable Inspection	8,057,226.08		3,030,688.17	1,822,817.22	9,265,097.03	10,283.89	9,275,380.92
536 Federal Food Service Revolving	2,382,508.38		6,812,523.74	6,815,784.96	2,379,247.16	83,003.36	2,462,250.52
553 Performance Audits of Government	6,195,950.12		4,025,576.60	4,339,743.96	5,881,782.76	2,975.06	5,884,757.82
561 Community Technical College Innovation	4,243,751.86		1,063,067.64	421,573.95	4,885,245.55	.....	4,885,245.55
687 Rural Rehabilitation	171,235.06		223.18	.....	171,458.24	.....	171,458.24
688 Federal Local Rail Service Assistance	79,254.18		99.86	.....	79,354.04	.....	79,354.04
731 Child Care Facility Revolving	1,449,455.91		6,069.80	.....	1,455,525.71	.....	1,455,525.71
732 Nursing Home Civil Penalties	2,444,219.99		.....	(55,113.48)	2,499,333.47	.....	2,499,333.47
746 Hanford Area Economic Investment	55,311.30		3,672.45	.....	58,983.75	.....	58,983.75
749 Governor's Interagency Committee of State Employed Women	69,372.62		6,170.00	29,623.17	45,919.45	.....	45,919.45
761 Basic Health Plan Subscription	250,744.09		.....	.....	250,744.09	.....	250,744.09
763 Center for the Improvement of Student Learning	35,600.68		.....	.....	35,600.68	.....	35,600.68
773 Commission on Higher Ed Prof Student Ex Program	51,200.00		.....	.....	51,200.00	.....	51,200.00
774 University of Washington License Plate	33,133.37		29,234.33	.....	62,367.70	.....	62,367.70
776 Washington State University License Plate	115,740.38		61,441.34	115,740.38	61,441.34	.....	61,441.34
778 Western Washington University License Plate	2,492.00		2,034.67	.....	4,526.67	.....	4,526.67
779 Eastern Washington University License Plate	57,133.75		3,733.33	.....	60,867.08	.....	60,867.08
780 School Zone Safety Account	1,469,357.52		27,802.04	2,050.00	1,495,109.56	.....	1,495,109.56
783 Central Washington University License Plate	3,584.01		1,745.32	.....	5,329.33	.....	5,329.33
784 Miscellaneous Transportation Programs	(12,009,937.33)		31,769,359.96	27,215,110.07	(7,455,687.44)	1,468,406.46	(5,987,280.98)
786 The Evergreen State College License Plate	5,248.71		392.00	.....	5,640.71	.....	5,640.71
789 Advanced Environmental Mitigation Revolving	748,324.24		5,119.74	.....	753,443.98	.....	753,443.98
816 Stadium and Exhibition Center	54,731,116.70		5,264,916.14	.....	59,996,032.84	.....	59,996,032.84
821 Impaired Physician	168,040.62		162,100.00	5,838.33	324,302.29	250.00	324,552.29
823 Livestock Nutrient Management	35,830.88		400.00	.....	36,230.88	.....	36,230.88
833 Developmental Disabilities Endowment Trust	2,607,747.94		(131,125.34)	1,171,032.24	1,305,590.36	.....	1,305,590.36
834 Capitol Furnishings Preservation Committee	82,307.08		(4,095.44)	.....	78,211.64	.....	78,211.64
878 Federal Forest Revolving	7,219.67		9.41	.....	7,229.08	.....	7,229.08
880 Advance Right-of-Way Revolving	15,665,496.20		372,923.83	720.93	16,037,699.10	418.96	16,038,118.06
884 Gambling Revolving	9,888,154.32		719,059.03	1,247,518.04	9,359,695.31	18,239.84	9,377,935.15
885 Plumbing Certificate	958,555.00		96,581.90	67,968.91	987,167.99	240.30	987,408.29
892 Pressure Systems Safety	\$680,126.75		212,795.13	175,249.13	717,672.75	871.81	718,544.56
<b>TOTAL SPECIAL REVENUE FUNDS</b>	<b>\$ 338,080,969.24</b>	<b>\$</b>	<b>107,830,334.21</b>	<b>\$ 88,578,772.70</b>	<b>\$ 357,332,530.75</b>	<b>\$ 2,471,933.61</b>	<b>\$ 359,804,464.36</b>
<b>CAPITAL PROJECTS FUNDS</b>							
366 Watershed Restoration Enhancement Bond	\$ (6,562.50)	\$	.....	\$ 3,037.22	\$ (9,599.72)	\$	\$ (9,599.72)

# RECEIPTS AND DISBURSEMENTS FOR TREASURER'S TRUST FUNDS

	August 1, 2018	August 2018		August 31, 2018		
	Beginning Book Balance	Plus Receipts	Less Disbursements	Ending Book Balance	Outstanding Warrants	Ending Cash Balance
<b>CAPITAL PROJECTS FUNDS (Continued)</b>						
377 Watershed Restoration Enhancement Taxable Bond	\$ .....	\$ .....	\$ .....	\$ .....	\$ .....	\$ .....
<b>TOTAL CAPITAL PROJECTS FUNDS</b>	<b>\$ -6,562.50</b>	<b>\$ .....</b>	<b>\$ 3,037.22</b>	<b>\$ -9,599.72</b>	<b>\$ .....</b>	<b>\$ (9,599.72)</b>
<b>PERMANENT FUNDS</b>						
842 American Indian Scholarship Endowment	\$ 298,274.49	\$ 5,721.77	\$ 2,150.00	\$ 301,846.26	\$ .....	\$ 301,846.26
852 Foster Care Scholarship Endowment	\$ 3,708.55	4.83	.....	3,713.38	.....	3,713.38
<b>TOTAL PERMANENT FUNDS</b>	<b>\$ 301,983.04</b>	<b>\$ 5,726.60</b>	<b>\$ 2,150.00</b>	<b>\$ 305,559.64</b>	<b>\$ .....</b>	<b>\$ 305,559.64</b>
<b>ENTERPRISE FUNDS</b>						
22E Family and Medical Leave Enforcement	\$ 397,738.06	\$ .....	\$ .....	\$ 397,738.06	\$ .....	\$ 397,738.06
22F Family and Medical Leave Insurance	71,565,914.29	(493,200.81)	2,460,777.59	68,611,935.89	1,010,600.00	69,622,535.89
413 Municipal Revolving	4,525,521.15	2,757,083.18	2,885,261.92	4,397,342.41	7,353.40	4,404,695.81
442 Legislative Gift Center	79,185.16	27,541.40	16,805.91	89,920.65	72.00	89,992.65
445 Self-Insured Emplr Overpymt Reimb	458,481.64	263.22	49,118.52	409,626.34	50,609.84	460,236.18
446 Industrial Insurance Rainy Day Fund	.....	.....	.....	.....	.....	.....
449 Certificates of Participation and Other Financing - Local	164,514.12	6,531,718.20	6,502,682.49	193,549.83	.....	193,549.83
456 Separately Managed State Treasurer's Service	4,461.55	8,027.08	2,698.95	9,789.68	.....	9,789.68
463 Washington College Savings Program	(393,328.27)	496.89	56,473.09	(449,304.47)	.....	(449,304.47)
470 Imaging	101,960.81	7,442.24	26,536.22	82,866.83	.....	82,866.83
473 School Employees Insurance Reserve	.....	.....	.....	.....	.....	.....
474 School Employees Flexible & Dependent Care Administration	.....	.....	.....	.....	.....	.....
475 School Employees Dental Benefits Administration	.....	.....	.....	.....	.....	.....
477 Lottery Investment	.....	.....	.....	.....	.....	.....
493 School Employees' Insurance	.....	.....	.....	.....	.....	.....
494 School Employees' Benefits Board Administration	.....	.....	456,266.79	(456,266.79)	.....	(456,266.79)
543 Judicial Information Systems	7,386,351.78	1,980,222.49	2,178,096.46	7,188,477.81	47,160.45	7,235,638.26
544 Pollution Liability Insurance Program Trust	32,791,872.57	3,616,598.49	885,167.63	35,523,303.43	.....	35,523,303.43
545 Heating Oil Pollution Liability Trust	819,973.16	89,950.00	51,585.09	858,338.07	.....	858,338.07
788 Advanced College Tuition Payment Program	\$55,023,254.30	179,277,792.88	224,068,957.01	10,232,090.17	7,496,558.68	17,728,648.85
<b>TOTAL ENTERPRISE FUNDS</b>	<b>\$ 172,925,900.32</b>	<b>\$ 193,803,935.26</b>	<b>\$ 239,640,427.67</b>	<b>\$ 127,089,407.91</b>	<b>\$ 8,612,354.37</b>	<b>\$ 135,701,762.28</b>
<b>INTERNAL SERVICE FUNDS</b>						
12V PEBB Medical Benefits Admin	\$ .....	\$ .....	\$ .....	\$ .....	\$ .....	\$ .....
411 Natural Resources Equipment	6,648,240.76	1,113.61	(446,279.73)	7,095,634.10	15,176.82	7,110,810.92
421 Education Technology Revolving	9,935,106.02	1,999,817.17	1,507,826.33	10,427,096.86	70,507.87	10,497,604.73
422 General Administration Services	9,618,014.33	34,220,798.57	14,291,519.11	29,547,293.79	551,142.75	30,098,436.54
436 OFM Labor Relations Service	1,601,830.52	615,041.00	320,587.91	1,896,283.61	.....	1,896,283.61
438 Uniform Dental Plan Benefits Administration	148,467.33	520,900.00	517,920.00	151,447.33	.....	151,447.33
439 Uniform Medical Plan Benefits Administration	7,130,179.05	4,952,006.00	9,053,962.08	3,028,222.97	.....	3,028,222.97
444 Fish & Wildlife Equipment	655,658.31	104,326.42	56,601.22	703,383.51	.....	703,383.51

# RECEIPTS AND DISBURSEMENTS FOR TREASURER'S TRUST FUNDS

	August 1, 2018		August 2018		August 31, 2018		
	Beginning Book Balance		Plus Receipts	Less Disbursements	Ending Book Balance	Outstanding Warrants	Ending Cash Balance
<b>INTERNAL SERVICE FUNDS (Continued)</b>							
453 Minority and Women's Business Enterprises	\$ 912,298.40	\$	117,183.00	\$ 314,817.60	\$ 714,663.80	\$ 1,634.07	\$ 716,297.87
458 Consolidated Technology Services Revolving	4,995,412.46		11,977,625.49	10,083,930.73	6,889,107.22	98,848.45	6,987,955.67
461 Shared Information Technology System Revolving	.....		.....	.....	.....	.....	.....
466 Statewide Info Tech System Development Revolving	481,264.01		433,273.16	1,073,678.56	(159,141.39)	.....	(159,141.39)
471 State Patrol Nonappropriated Airplane Revolving	260,036.69		65.09	39,712.94	220,388.84	597.78	220,986.62
472 Statewide Info Tech System Maintenance & Operations Revolving	(20,640.02)		.....	142,371.70	(163,011.72)	.....	(163,011.72)
546 Risk Management	(3,525,250.83)		5,152,852.11	1,356,087.43	271,513.85	.....	271,513.85
547 Liability	(27,484,332.23)		22,564,224.87	6,838,192.51	(11,758,299.87)	67,362.78	(11,690,937.09)
721 Public Employees' and Retirees' Insurance	207,442,387.63		178,478,757.08	212,927,494.65	172,993,650.06	2,020,625.56	175,014,275.62
730 Public Employees' and Retirees' Insurance Reserve	151,669,075.10		4,722,686.79	.....	156,391,761.89	.....	156,391,761.89
739 Certificates of Participation and Other Financing - State	\$314,983.34		47,969,365.31	47,791,507.86	492,840.79	5,500.00	498,340.79
<b>TOTAL INTERNAL SERVICE FUNDS</b>	<b>\$ 370,782,730.87</b>	<b>\$</b>	<b>313,830,035.67</b>	<b>\$ 305,869,930.90</b>	<b>\$ 378,742,835.64</b>	<b>\$ 2,831,396.08</b>	<b>\$ 381,574,231.72</b>
<b>PRIVATE PURPOSE FUNDS</b>							
196 Unclaimed Personal Property	\$ 839,889.31	\$	7,551,874.50	\$ 7,085,814.14	\$ 1,305,949.67	\$ 4,406,442.39	\$ 5,712,392.06
738 Department of Social and Health Services Trust	53,654.52		.....	.....	53,654.52	.....	53,654.52
799 WA Achieving a Better Life Experience Program	.....		.....	.....	.....	.....	.....
<b>TOTAL PRIVATE PURPOSE FUNDS</b>	<b>\$ 893,543.83</b>	<b>\$</b>	<b>7,551,874.50</b>	<b>\$ 7,085,814.14</b>	<b>\$ 1,359,604.19</b>	<b>\$ 4,406,442.39</b>	<b>\$ 5,766,046.58</b>
<b>PENSION TRUST FUNDS</b>							
838 LEOFF Retirement System Benefits Improvement	\$ .....	\$	.....	\$ .....	\$ .....	\$ .....	\$ .....
<b>TOTAL PENSION TRUST FUNDS</b>	<b>\$ .....0.00</b>	<b>\$</b>	<b>.....</b>	<b>\$ .....</b>	<b>\$ .....0.00</b>	<b>\$ .....</b>	<b>\$ .....</b>
<b>AGENCY FUNDS</b>							
165 Salary Reduction	\$ 3,030,804.70	\$	2,279,810.87	\$ 2,265,787.28	\$ 3,044,828.29	\$ .....	\$ 3,044,828.29
16C Real Estate/Property Tax Admin Assistance	65,643.34		66,092.50	65,643.34	66,092.50	.....	66,092.50
17A County Enhanced 911 Excise Tax	6,083,348.90		.....	(73,367.07)	6,156,715.97	.....	6,156,715.97
525 Washington State Combined Fund Drive	1,244,997.98		346,888.94	875,619.55	716,267.37	23,523.78	739,791.15
660 Natural Resources Deposit	21,527,040.45		35,390,638.71	37,431,879.05	19,485,800.11	104,936.61	19,590,736.72
734 Centennial Document Preservation and Modernization	271,529.46		283,266.04	.....	554,795.50	.....	554,795.50
737 High Occupancy Vehicle	.....		.....	.....	.....	.....	.....
757 Maritime Historic Restoration and Preservation	24,403.71		441.11	75,010.58	(50,165.76)	.....	(50,165.76)
797 Local Tourism Promotion	1,409,357.11		.....	(16,304.90)	1,425,662.01	.....	1,425,662.01
802 School Employees Salary Reduction	.....		.....	.....	.....	.....	.....
<b>TOTAL AGENCY FUNDS</b>	<b>\$ 33,657,125.65</b>	<b>\$</b>	<b>38,367,138.17</b>	<b>\$ 40,624,267.83</b>	<b>\$ 31,399,995.99</b>	<b>\$ 128,460.39</b>	<b>\$ 31,528,456.38</b>
<b>TOTAL TREASURER'S TRUST FUNDS</b>	<b>\$ \$981,833,467.20</b>	<b>\$</b>	<b>703,473,453.93</b>	<b>\$ 688,914,706.36</b>	<b>\$ 996,392,214.77</b>	<b>\$ 18,458,507.32</b>	<b>\$ 1,014,850,722.09</b>

# INVESTMENT STATEMENT

## INVESTMENT STATEMENT

Fund / Account	August 1, 2018	Purchased	Maturities & Sales	Amortization	August 31, 2018
<b>Treasury &amp; Treasurer's Trust</b>					
Investments (trade date basis)	\$ 7,893,351,619.76	\$ 2,547,652,262.75	\$ 3,585,813,470.90	\$ 903,916.26	\$ 6,856,094,327.87
Reverse Repurchase Agreements	.....	.....	.....	.....	.....
Purchased Accrued Interest	420,092.05	42,044.44	87,228.84	.....	374,907.65
<b>Total Treasury &amp; Treasurer's Trust</b>	<b>\$ 7,893,771,711.81</b>	<b>\$ 2,547,694,307.19</b>	<b>\$ 3,585,900,699.74</b>	<b>\$ 903,916.26</b>	<b>\$ 6,856,469,235.52</b>
<b>Local Government Investment Pool</b>					
Investments (trade date basis)	\$ 16,380,588,206.46	\$ 42,332,871,194.55	\$ 43,940,243,194.29	\$ 13,126,147.63	\$ 14,786,342,354.35
Reverse Repurchase Agreements	.....	.....	.....	.....	.....
Purchased Accrued Interest	1,000,684.03	111,097.00	556,597.22	.....	555,183.81
<b>Total Local Government Investment Pool</b>	<b>\$ 16,381,588,890.49</b>	<b>\$ 42,332,982,291.55</b>	<b>\$ 43,940,799,791.51</b>	<b>\$ 13,126,147.63</b>	<b>\$ 14,786,897,538.16</b>
<b>Separately Managed Accounts</b>					
Investments (trade date basis)	\$ 210,065,000.78	\$ 59,260,325.24	\$ 68,906,879.15	\$ 114,238.99	\$ 200,532,685.86
Purchased Accrued Interest	193,988.52	82,676.63	90,489.13	.....	186,176.02
<b>Total Separately Managed Accounts</b>	<b>\$ 210,258,989.30</b>	<b>\$ 59,343,001.87</b>	<b>\$ 68,997,368.28</b>	<b>\$ 114,238.99</b>	<b>\$ 200,718,861.88</b>
<b>Total All Accounts</b>	<b>\$ 24,485,619,591.60</b>	<b>\$ 44,940,019,600.61</b>	<b>\$ 47,595,697,859.53</b>	<b>\$ 14,144,302.88</b>	<b>\$ 21,844,085,635.56</b>

# INVESTMENT INTEREST INCOME AND CAPITAL GAINS

## INVESTMENT INTEREST INCOME AND CAPITAL GAINS CURRENT MONTH AND FISCAL YEAR TO DATE COMPARISON

Fund / Account	August 2018	August 2017	Fiscal Year 2019	Fiscal Year 2018
<b>Treasury &amp; Treasurer's Trust</b>				
Cash	\$ 12,108,521.81	\$ 6,569,892.81	\$ 24,918,588.53	\$ 12,256,011.85
Custody Bank Fees	(3,631.28)	(4,666.67)	(7,254.56)	(9,333.34)
Other Bank Fees	534.09	(10,219.45)	(19,744.26)	(19,575.84)
Amortization	903,916.26	278,887.45	1,919,279.43	524,866.81
Accrued Interest	(1,514,752.45)	(1,164,043.00)	(2,557,363.33)	(889,618.55)
Gains and Losses	116,336.68	45,414.93	101,192.12	29,180.49
<b>Total Treasury &amp; Treasurer's Trust</b>	<b>\$ 11,610,925.11</b>	<b>\$ 5,715,266.07</b>	<b>\$ 24,354,697.93</b>	<b>\$ 11,891,531.42</b>
<b>Local Government Investment Pool</b>				
Cash	\$ 11,750,922.50	\$ 5,743,399.92	\$ 25,707,969.83	\$ 11,983,186.12
Amortization	13,126,147.63	6,170,350.56	25,462,850.86	11,901,980.07
Accrued Interest	631,792.18	428,070.42	1,438,470.22	934,394.77
Gains and Losses	105,127.94	50,356.20	193,705.71	94,856.98
<b>Total Local Government Investment Pool</b>	<b>\$ 25,613,990.25</b>	<b>\$ 12,392,177.10</b>	<b>\$ 52,802,996.62</b>	<b>\$ 24,914,417.94</b>
<b>Separately Managed Accounts</b>				
Cash	\$ 235,841.36	\$ .....	\$ 514,966.89	\$ .....
Amortization	114,238.99	.....	184,258.97	.....
Accrued Interest	43,843.97	.....	53,008.25	.....
Gains and Losses	693.33	.....	693.33	.....
<b>Total Separately Managed Accounts</b>	<b>\$ 394,617.65</b>	<b>\$ .....</b>	<b>\$ 752,927.44</b>	<b>\$ .....</b>
<b>Total All Accounts</b>	<b>\$ 37,619,533.01</b>	<b>\$ 18,107,443.17</b>	<b>\$ 77,910,621.99</b>	<b>\$ 36,805,949.36</b>

DUANE A. DAVIDSON  
STATE TREASURER  
PO BOX 40200  
OLYMPIA WA 98504-0200

---

