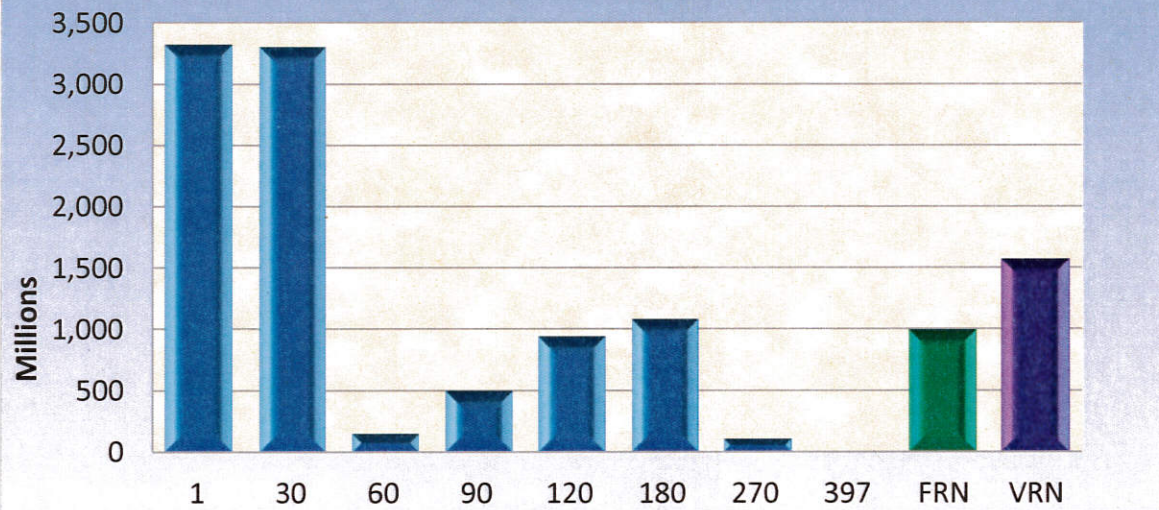


**WASHINGTON STATE  
LOCAL GOVERNMENT INVESTMENT POOL  
September 30, 2016**

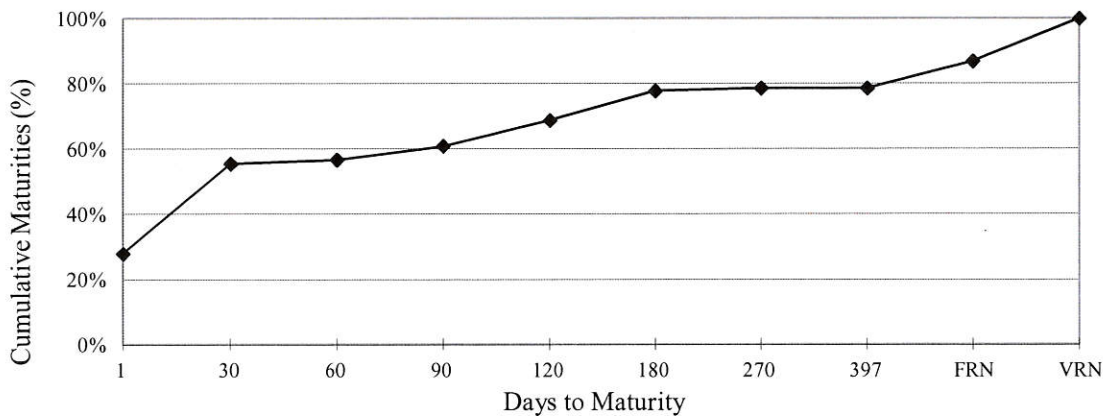
<u>DAYS TO MATURITY</u>	<u>\$ MATURING (PAR VALUE)</u>	<u>% MATURING</u>	<u>CUMULATIVE % MATURING</u>
1	3,314.78	27.9%	27.9%
2-30	3,291.00	27.6%	55.5%
31-60	150.00	1.3%	56.8%
61-90	495.00	4.2%	60.9%
91-120	937.15	7.9%	68.8%
121-180	1,077.50	9.0%	77.8%
181-270	100.00	0.8%	78.7%
271-397	0.00	0.0%	78.7%
Floating Rate Notes	986.40	8.3%	87.0%
Variable Rate Notes	1,566.40	13.1%	100.0%
<b>PORTFOLIO TOTAL:</b>	<u>11,918.23</u>		

\* Amounts in millions of dollars

**LGIP MATURITY STRUCTURE**

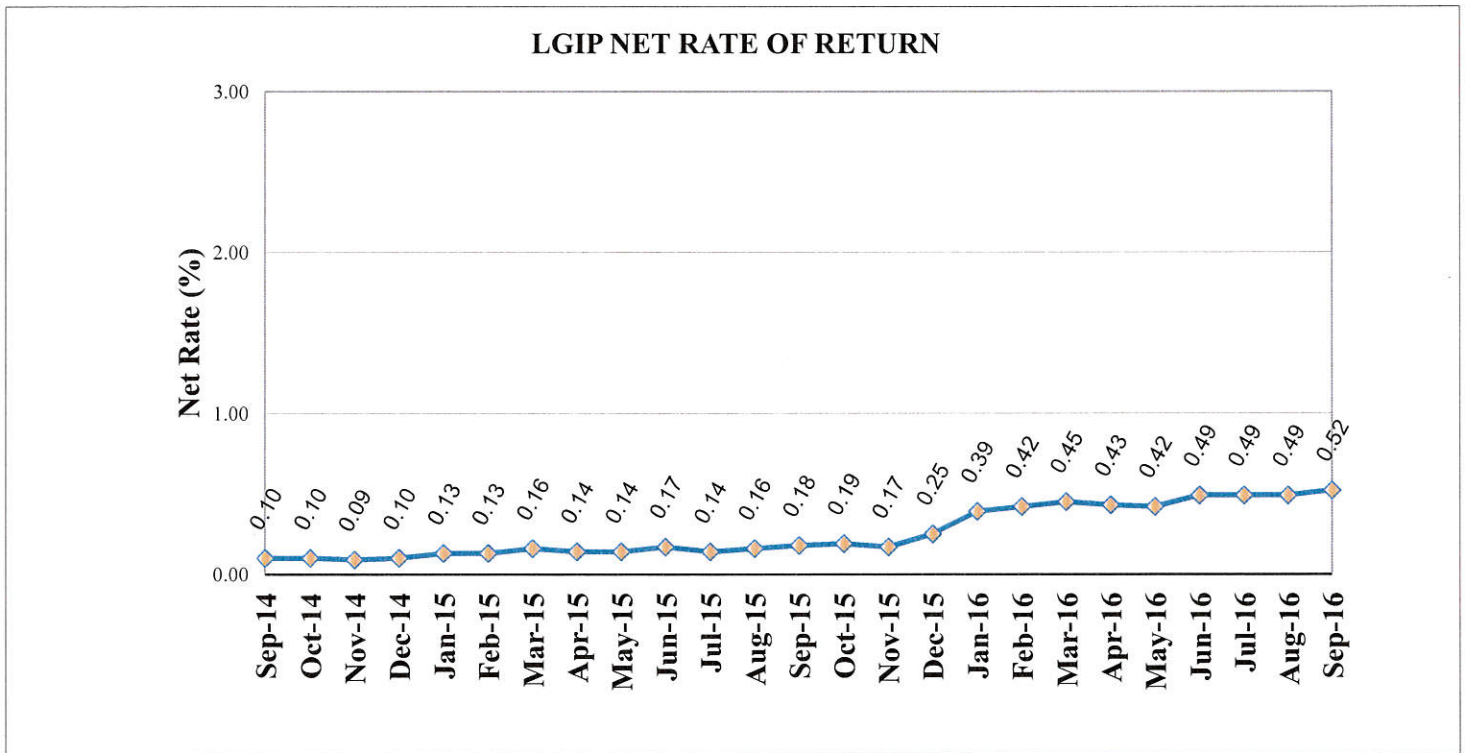


**LGIP CUMULATIVE MATURITY STRUCTURE**



**WASHINGTON STATE  
LOCAL GOVERNMENT INVESTMENT POOL  
September 30, 2016**

Investment Type	Average Balance Sep-16	Sep-16 Percentage	Average Balance CY 2016	CY 2016 Percentage
Agency Bullets	75,005,681.42	0.64%	40,011,101.62	0.36%
Agency Discount Notes	1,751,816,471.53	15.05%	2,447,285,439.50	21.86%
Agency Floating Rate Notes	967,724,262.96	8.31%	874,471,787.40	7.81%
Agency Variable Rate Notes	1,454,657,981.57	12.50%	1,268,866,759.46	11.33%
Certificates of Deposit	83,645,000.00	0.72%	77,280,948.91	0.69%
IB Bank Deposit	1,059,716,250.47	9.10%	1,009,268,511.40	9.01%
Repurchase Agreements	2,036,589,900.00	17.50%	1,567,273,762.72	14.00%
Supras - Variables	18,343,700.61	0.16%	2,008,434.37	0.02%
Term Repurchase Agreements	2,353,333,333.33	20.22%	2,304,671,532.83	20.58%
U.S. Treasury Securities	1,788,732,771.40	15.37%	1,556,040,365.58	13.90%
US Treasury Floating Rate Notes	49,905,172.68	0.43%	49,877,836.04	0.45%
<b>Total Avg Daily Balance</b>	<b>11,639,470,525.97</b>	<b>100.00%</b>	<b>11,197,056,479.83</b>	<b>100.00%</b>
<b>Avg Days to Maturity</b>	<b>33 days</b>			



\* Rates are calculated on a 365-day basis